



# Cambridge Police Department BridgeStat

May 2025

Produced by the Crime Analysis Unit



# Part I Total Crime

An analysis of the serious crime statistics for the first five months of 2025 points to a significant increase of 13% in the Part One index total for Cambridge when compared with 2024. During the first five months of the year, there were 1,401 serious crimes reported in the City. For the same time period in 2024, the combined total for Murder, Rape, Robbery, Aggravated Assault, Burglary, Larceny & Auto theft was 1,241 incidents. When measured against the five-year average, a 24% rise in the crime index has been registered.

Further analysis of the crime totals through June 2<sup>nd</sup> of 2025 indicates that violent crimes recorded a 26% increase when compared with last year. There was one homicide, 13 rapes, 30 robberies, and 133 aggravated assaults recorded from the beginning of the year through June 2, 2025.

The numbers indicate that property crimes rose 11% during the first five months of 2025 with an additional 124 crimes reported over the 2024 total. The 51% increase in shoplifting is the key trend indicator that has driven the upward curve in the property crime index.

When analyzing the serious crime totals of May 2025 versus the previous month of April 2025, there was an increase of 14% in the number of index incidents, with 33 more crimes reported.

	4 Week Snapshot			Year to Date			Five Year	
	3/4/25 - 3/31/25	4/1/25 - 4/28/25	Change	2024	2025	Change	Avg	Change
Total Violent Crime	31	35	13%	141	177	26%	150	18%
Total Property Crime	209	238	14%	1100	1224	11%	981	25%
Total Part I Crime	240	273	14%	1241	1401	13%	1131	24%



# Part I Property Crime

Analysis of property crime totals for the first five months of 2025 reveals an 11% increase when measured against the 2024 total for the same time frame and a 25% rise above the five-year average of 981.

A few of the property crime categories recorded decreases when measured against the first five months of 2024, including a 25% decrease in housebreaks and a 12% drop in bicycle thefts. However, those that saw increases were key to the 11% rise in the property crime total thus far into 2025. Most notably, a 51% jump in shopliftings (up 180 incidents) is driving the overall upswing.

	4 Week Snapshot				Year to Date				Five Year	
	3/4/25 - 3/31/25	4/1/25 - 4/28/25	Change		2024	2025	Change		Avg	Change
<b>Burglary</b>	<b>17</b>	<b>18</b>	<b>6%</b>		<b>98</b>	<b>94</b>	<b>-4%</b>		<b>91</b>	<b>3%</b>
Commercial Break	7	7	0%		23	38	65%		24	58%
Housebreak	10	11	10%		75	56	-25%		67	-16%
<b>Larceny</b>	<b>186</b>	<b>216</b>	<b>16%</b>		<b>955</b>	<b>1098</b>	<b>15%</b>		<b>845</b>	<b>30%</b>
Larceny (Misc)	5	5	0%		42	24	-43%		30	-20%
Larceny from Building	17	8	-53%		88	72	-18%		80	-10%
Larceny from MV	12	33	175%		103	115	12%		143	-20%
Larceny from Person	8	6	-25%		35	33	-6%		38	-13%
Larceny from Residence	36	43	19%		165	176	7%		154	14%
Larceny of Bicycle	28	35	25%		152	134	-12%		168	-20%
Larceny of Plate	2	2	0%		13	9	-31%		13	-31%
Larceny of Services	0	1	IN-CALC		6	4	-33%		8	-50%
Shoplifting	78	83	6%		351	531	51%		211	152%
<b>Auto Theft</b>	<b>6</b>	<b>4</b>	<b>-33%</b>		<b>47</b>	<b>32</b>	<b>-32%</b>		<b>45</b>	<b>-29%</b>
<b>Total Property Crime</b>	<b>209</b>	<b>238</b>	<b>14%</b>		<b>1100</b>	<b>1224</b>	<b>11%</b>		<b>981</b>	<b>25%</b>



# Part I Violent Crime

From January 1<sup>st</sup> to June 2<sup>nd</sup> of 2025, there were 177 violent crimes recorded in Cambridge, 36 incidents (+26%) above last year's total of 141 incidents and 27 incidents (+18%) above the 150 crimes forecasted for the first five months of the year.

There were 13 rapes reported in Cambridge in the first five months of 2025, which is in line with 2024.

The trend observed during the past couple years of a high percentage of aggravated assaults and street robberies occurring in Central Square has continued into 2025. Fifty-four of the 133 aggravated assaults year-to-date (or 41%) have been reported in Central Square, as well as 16 of the 21 street robberies (or 76%).

On January 13, 2025, shortly before 11:30pm, the first homicide in the City in over a year was reported in North Cambridge. One victim, 21-year-old Angel Nieves of Springfield and formerly of Cambridge, was located with multiple gunshot wounds outside of a residence on Clifton Street. He was transported to a local hospital where he was later pronounced deceased. This incident remains under active investigation.

	4 Week Snapshot				Year to Date				Five Year	
	3/4/25 - 3/31/25	4/1/25 - 4/28/25	Change		2024	2025	Change		Avg	Change
Homicide	0	0	IN-CALC		0	1	IN-CALC		0	IN-CALC
Rape	3	2	-33%		13	13	0%		15	-13%
Robbery	5	7	40%		36	30	-17%		39	-23%
Commercial Robbery	2	2	0%		7	9	29%		10	-10%
Street Robbery	3	5	67%		29	21	-28%		29	-28%
Aggravated Assault	23	26	13%		92	133	45%		96	39%
Total Violent Crime	31	35	13%		141	177	26%		150	18%



# MURDER

*No Patterns*

- On January 13, 2025, shortly before 11:30pm, the first homicide in the City in over a year was reported in North Cambridge. One victim, 21-year-old Angel Nieves of Springfield and formerly of Cambridge, was located with multiple gunshot wounds outside of a residence on Clifton Street. He was transported to a local hospital where he was later pronounced deceased. This incident remains under active investigation.
- There were no murders recorded in Cambridge in 2024. This has happened only four other times in the past 20 years—in 2004, 2007, 2010, and 2022.
- In the last reported homicide in Cambridge prior to the January 2025 incident, officers responded to the area of 10 Magazine Street in Central Square shortly after midnight on November 23, 2023. Two individuals with gunshot wounds were located and transported to a Boston hospital. One victim, 27-year-old Danasia Greene of Cambridge, was pronounced deceased at the hospital. The second victim, a 26-year-old male from Boston, was treated for non-life-threatening injuries. It remains under investigation.
- On March 27, 2021, there was a fatal shooting that occurred at approximately 12:40 a.m. on Pemberton Street. The victim was reportedly located unconscious outside his vehicle by a passerby who called 911. The victim was transported to Mount Auburn Hospital where he later died. The victim has been identified as Xavier Louis-Jacques, 19, of Cambridge. The investigation is ongoing.

## Percent Change\*

Last 4 Weeks

Previous Year

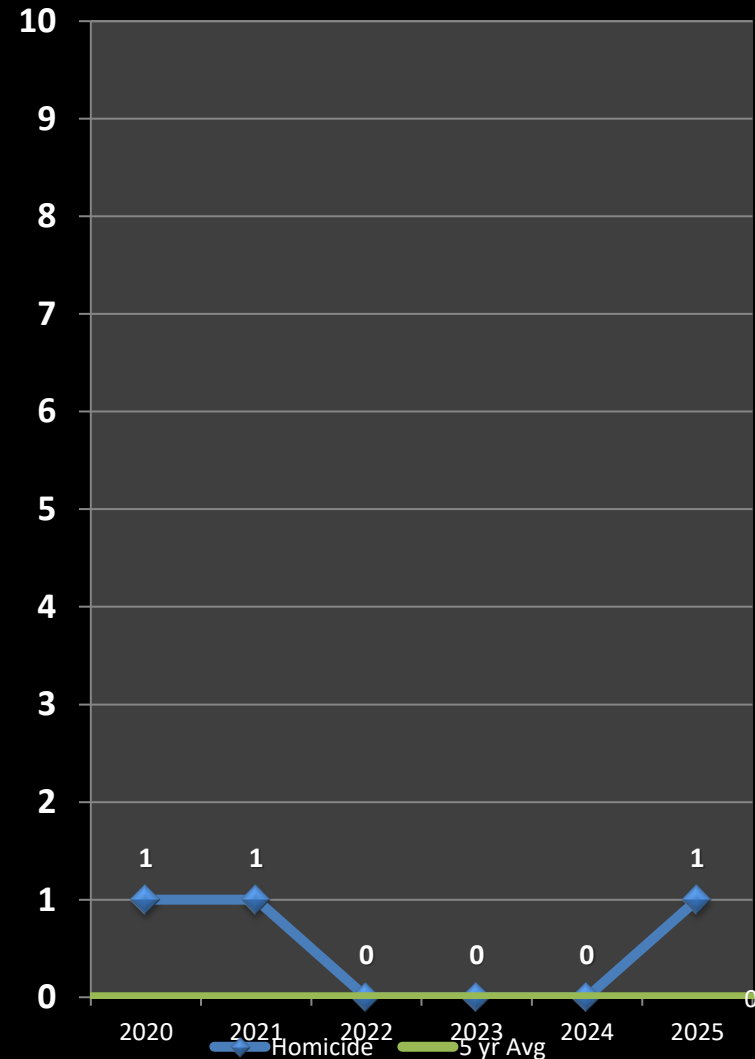
5-Year Average

In-cal

In-cal

In-cal

\*IN -CALC: Percentages are not calculated for numbers so small as to present a statistically misleading percentage.







# RAPE

*No Patterns*

- There have been 13 rapes reported in Cambridge through June 2<sup>nd</sup> of 2025. This is in line with the 13 rapes reported during the first five months of 2024 and is two below the five-year weighted average of 15.
- The rapes reported so far in 2025 have been categorized as four domestic assaults, six acquaintance rapes, one blitz and two contact incidents.
- On Thursday, May 15, 2025, in the late evening hours, a victim reported they were walking in the vicinity of Harvard Square when they were approached and forced into an alley by two unidentified individuals wearing black ski masks and gloves. The investigation is ongoing.
- The total number of reported rapes tends to fluctuate from year to year, but the number of stranger-to-stranger rapes reported each year in Cambridge—typically between one and ten—remains extremely low.

## Percent Change\*

Last 4 Weeks

**-33%**

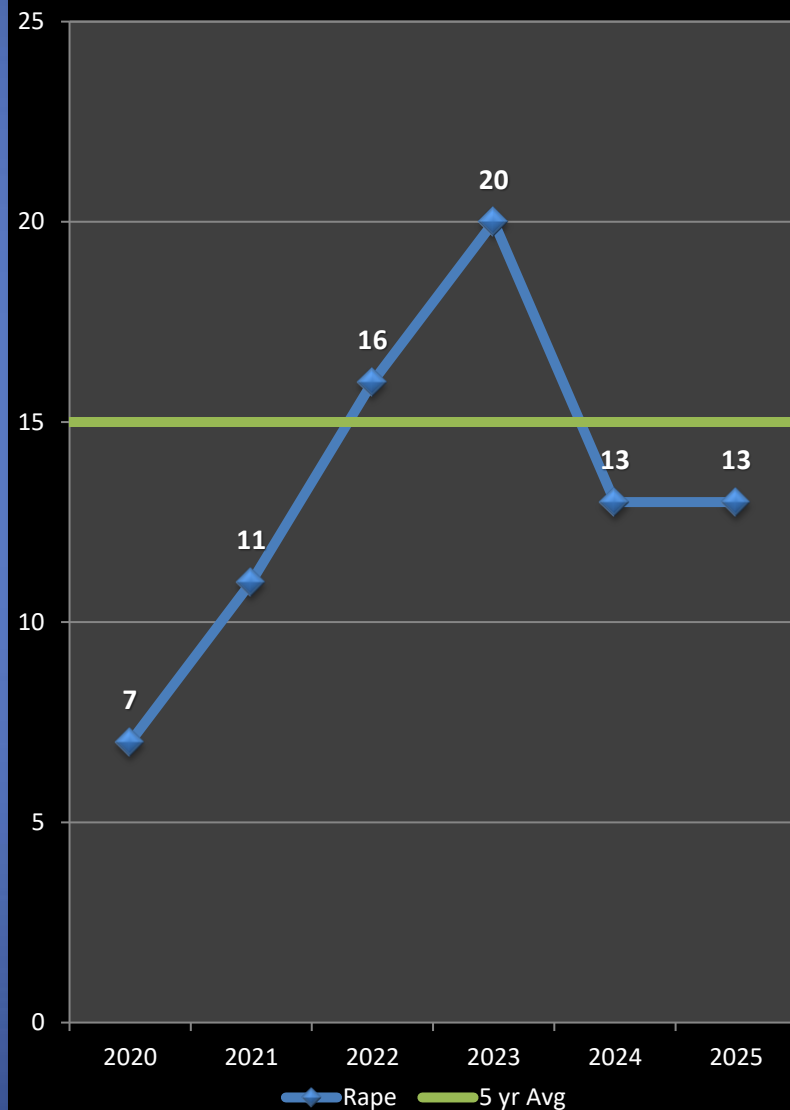
Previous Year

**0%**

5-Year Average

**-13%**

\*IN -CAL: Percentages are not calculated for numbers so small as to present a statistically misleading percentage.





# AGGRAVATED ASSAULT

*No Patterns*

- The total of 133 aggravated assaults reported through June 2, 2025, was 41 crimes (45%) more than 2024 when compared to the same time frame. The total thus far is also 39% above the five-year average of 96.
- The 133 aggravated assaults reported thus far in 2025 have been comprised of the following classifications: 38 unprovoked scenarios; 20 domestic altercations; 15 assaults each on police officers and between acquaintances; 10 traffic & parking assaults; 9 shop owner/patron assaults; 6 each for juvenile assaults and affrays/brawls; 5 unhoused assaults; three landlord/neighbor incidents; two each of drug deals and workplace assaults; and one each of psychotic episodes and bar/alcohol-related attacks. The 45% increase in 2025 is due to rises in a majority of these categories when compared to the same time frame last year, particularly an increase in unprovoked assaults from 18 last year to 38 this year, assaults on police, which rose from four last year to 15 this year, and traffic & parking assaults, up from 3 in 2024 to 10 this year.
- The trend observed during the past couple years of a high percentage of aggravated assaults occurring in Central Sq and on peripheral side streets appears to have continued into 2025. Fifty-four of the 133 aggravated assaults year-to-date (or 41%) have been reported in Central Square.
- There have been four confirmed shots fired incidents in Cambridge through June 2, 2025. Three have resulted in gunshot wounds (two non-fatal and one homicide) and one resulted in no injuries. (NOTE: A shots fired incident inside the Harvard Square MBTA Station on 4/20/25 occurred on MBTA Police jurisdiction and is not counted in our shooting numbers.) Through the same time period in 2024, there were three shots fired incidents with no injuries and one shooting resulting in non-fatal injuries to two victims.

## Percent Change

Last 4 Weeks

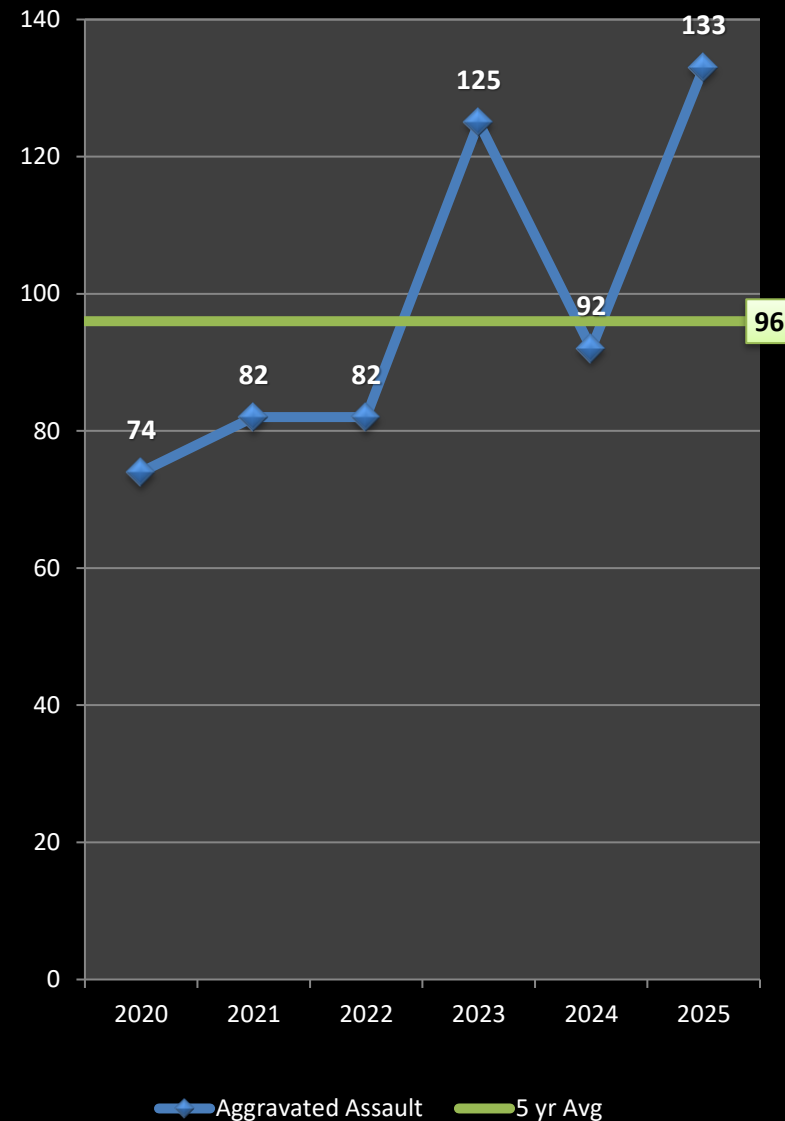
**+13%**

Previous Year

**+45%**

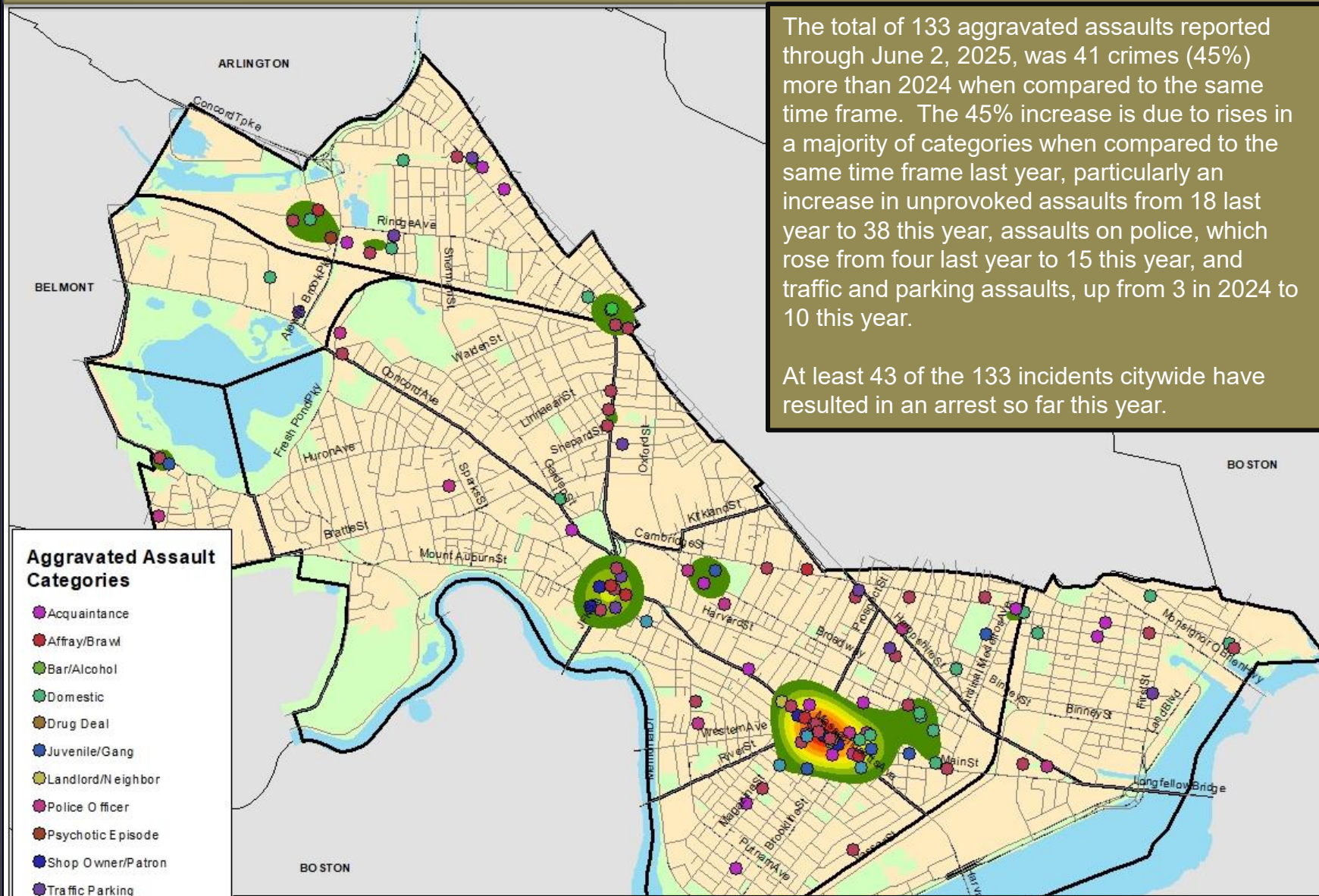
5-Year Average

**+39%**





# Geographic Breakdown of Aggravated Assaults: 1.1.25 – 6.2.25



The total of 133 aggravated assaults reported through June 2, 2025, was 41 crimes (45%) more than 2024 when compared to the same time frame. The 45% increase is due to rises in a majority of categories when compared to the same time frame last year, particularly an increase in unprovoked assaults from 18 last year to 38 this year, assaults on police, which rose from four last year to 15 this year, and traffic and parking assaults, up from 3 in 2024 to 10 this year.

At least 43 of the 133 incidents citywide have resulted in an arrest so far this year.

Central Square has recorded 54 assaults year-to-date, 14 of which have been unprovoked and four classified as between unhoused individuals. A hot spot is also emerging in Harvard Square, along with smaller ones in Alewife and Porter Square.

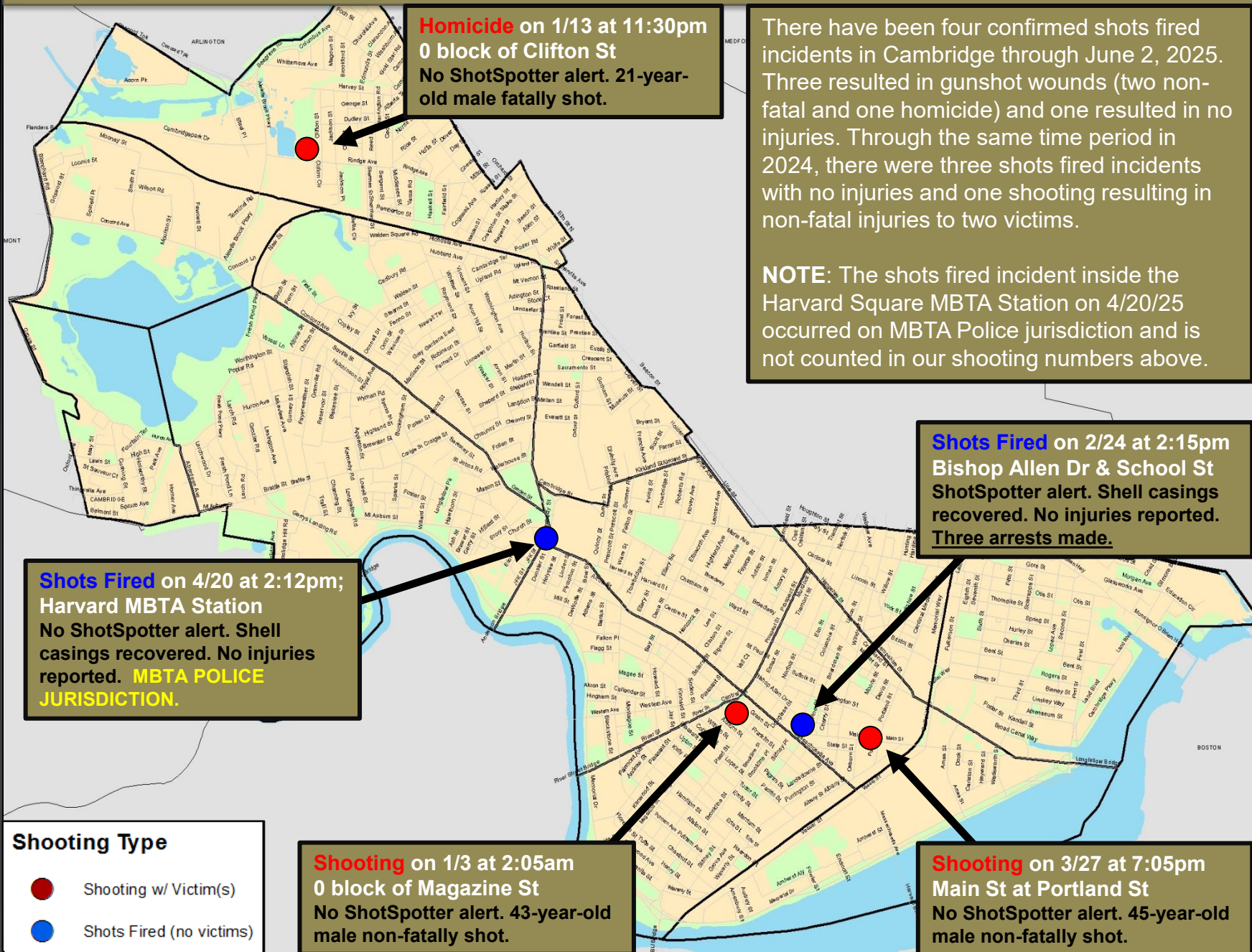




# Shootings & Shots Fired in Cambridge: 1.1.25 – 6.2.25

Cambridge Police BridgeStat

May  
2025





# Robbery

*No Patterns*

- The five-year average for overall robbery in Cambridge for the first five months of the year is 39 incidents. Through June 2 of 2025, 30 robberies were recorded, which translates to a 23% decrease below the projected total and a 17% drop below the 36 robberies counted for the same time in 2024.
- There have been nine commercial robberies reported year-to-date in 2025. This total is up two incidents (29%) from the seven robberies reported through June 2 of 2024 and is down one (-10%) below the five-year average of ten. Seven of the nine have involved shoplifting incidents at department stores and convenience stores across the city that escalated into robberies.
- There have been 21 street robberies reported year-to-date in 2025. This total is down eight incidents (28%) from both the 29 reported through this time in 2024 and the five-year average of 29. There are no street robbery patterns at the present time.
- Sixteen of the 21 street robberies reported thus far in 2025 have taken place in Central Square. This is similar to a trend seen in this area that began in 2021 and continued throughout all of 2022 and much of 2023 and 2024. Multiple incidents in this area have involved unhoused individuals as victims and/or suspects.

## Percent Change

Last 4 Weeks

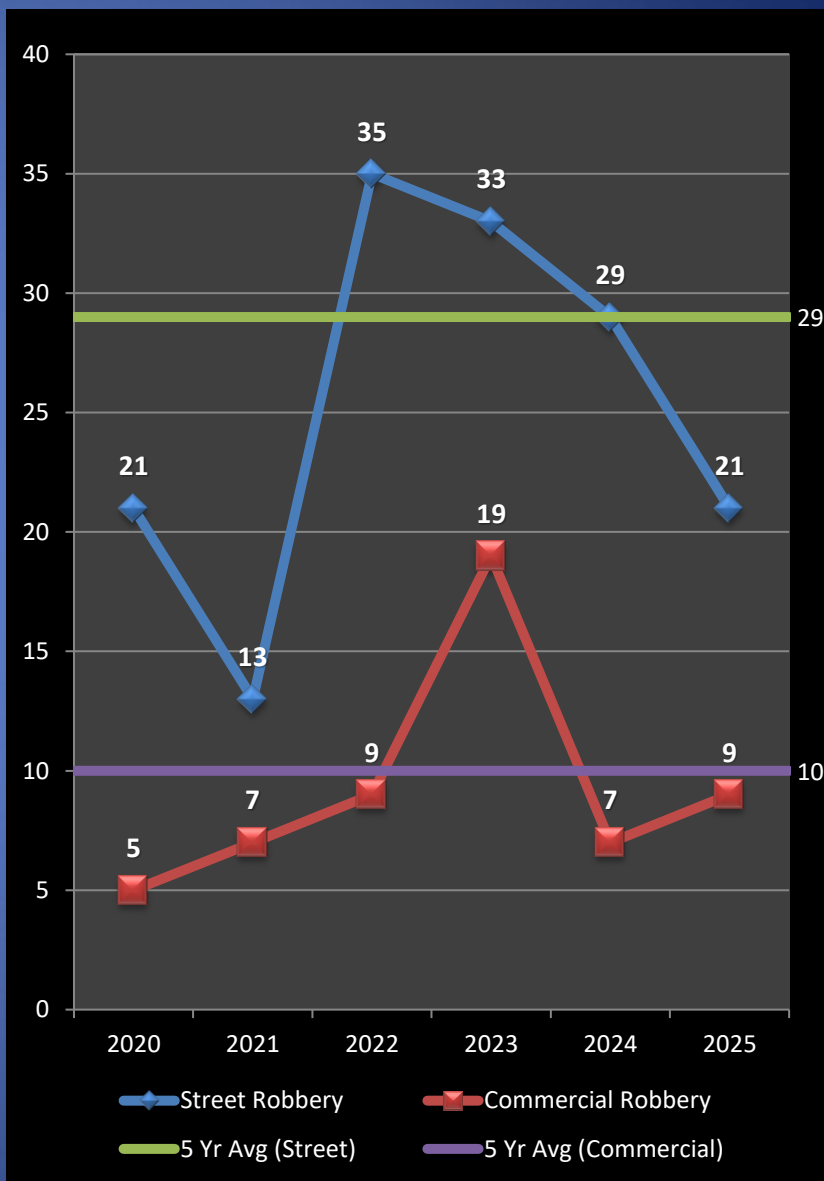
**+40%**

Previous Year

**-17%**

5-Year Average

**-23%**

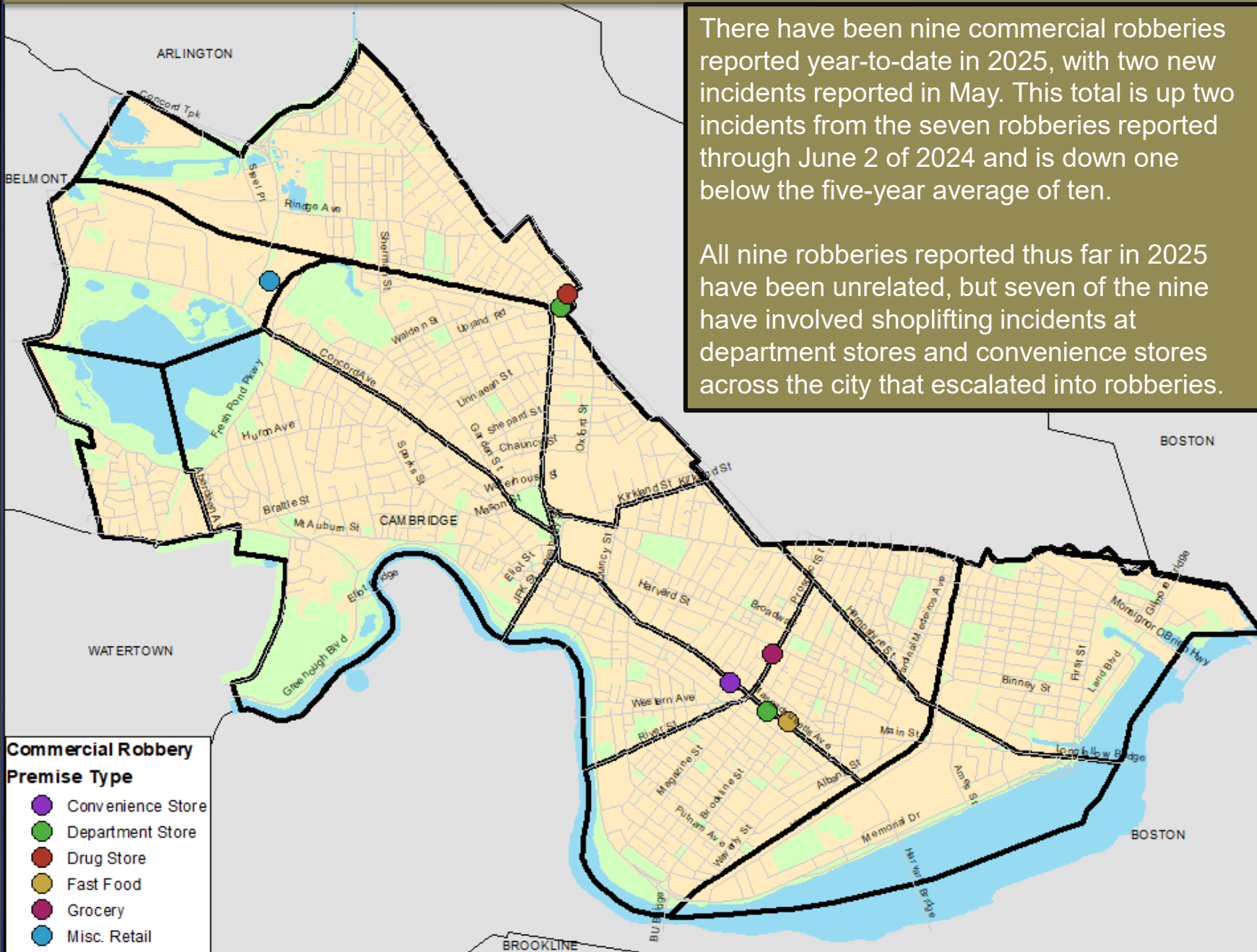




# Geographic Breakdown of Commercial Robberies: 1.1.25 – 6.2.25

There have been nine commercial robberies reported year-to-date in 2025, with two new incidents reported in May. This total is up two incidents from the seven robberies reported through June 2 of 2024 and is down one below the five-year average of ten.

All nine robberies reported thus far in 2025 have been unrelated, but seven of the nine have involved shoplifting incidents at department stores and convenience stores across the city that escalated into robberies.



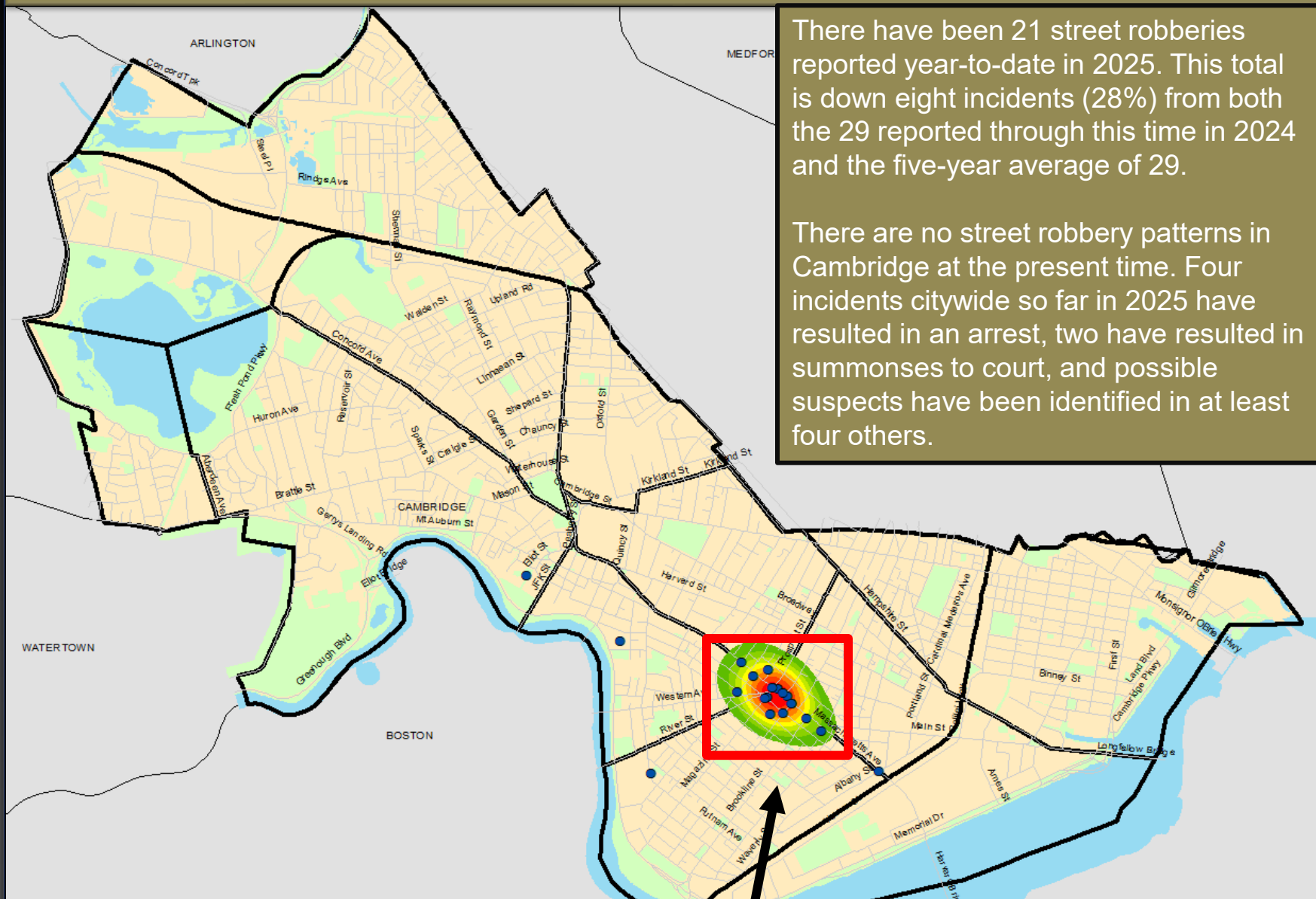




## Geographic Breakdown of Street Robberies: 1.1.25 – 6.2.25

Cambridge Police BridgeStat

May  
2025



There have been 21 street robberies reported year-to-date in 2025. This total is down eight incidents (28%) from both the 29 reported through this time in 2024 and the five-year average of 29.

There are no street robbery patterns in Cambridge at the present time. Four incidents citywide so far in 2025 have resulted in an arrest, two have resulted in summonses to court, and possible suspects have been identified in at least four others.

Sixteen of the 21 street robberies reported thus far in 2025 have taken place in Central Square. This is similar to a trend seen in this area that began in 2021 and continued throughout all of 2022 and much of 2023 and 2024. Multiple incidents in this area have involved unhoused individuals as victims and/or suspects.





# Burglary

*No Patterns*

- The property index crime of burglary, the combination of residential and commercial breaks, recorded a decrease of 4% through June 2<sup>nd</sup> of 2025 when compared to the 98 incidents reported during the first five months of 2024. Conversely, the total of 94 burglary incidents reported thus far in 2025 is up 3% when compared with the five-year average of 91.
- Housebreaks during the first five months of the year decreased by 19 incidents (-25%) from 75 in 2024 to 56 in 2025. Housebreaks are also 16% below the five-year average of 67. No housebreak patterns have emerged anywhere in the city so far this year. Of the 56 housebreaks that occurred in the first five months of 2025, Riverside recorded the most citywide with 10 incidents – three in each of the first two months, and four in March, with none reported since.
- Conversely, commercial breaks are up 65% this year, rising from 23 incidents in the first five months of 2024 to 38 in 2025. Earlier in the year, a few breaks were reported in Cambridge that were possibly part of a regional pattern of commercial breaks targeting cash registers. That pattern ended with an arrest on 3/13. There was also one break into a vape shop in March, a trend that has been seen regionally as well.

May  
2025

## Percent Change

Last 4 Weeks

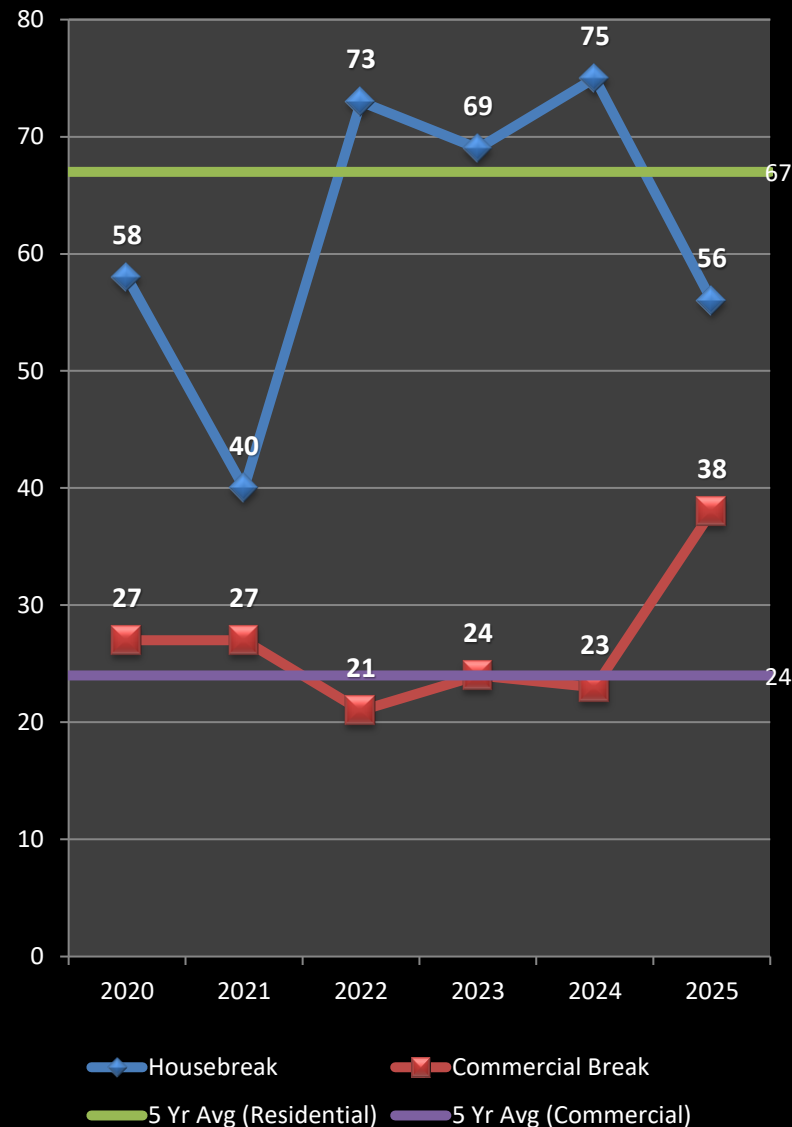
**+6%**

Previous Year

**-4%**

5-Year Average

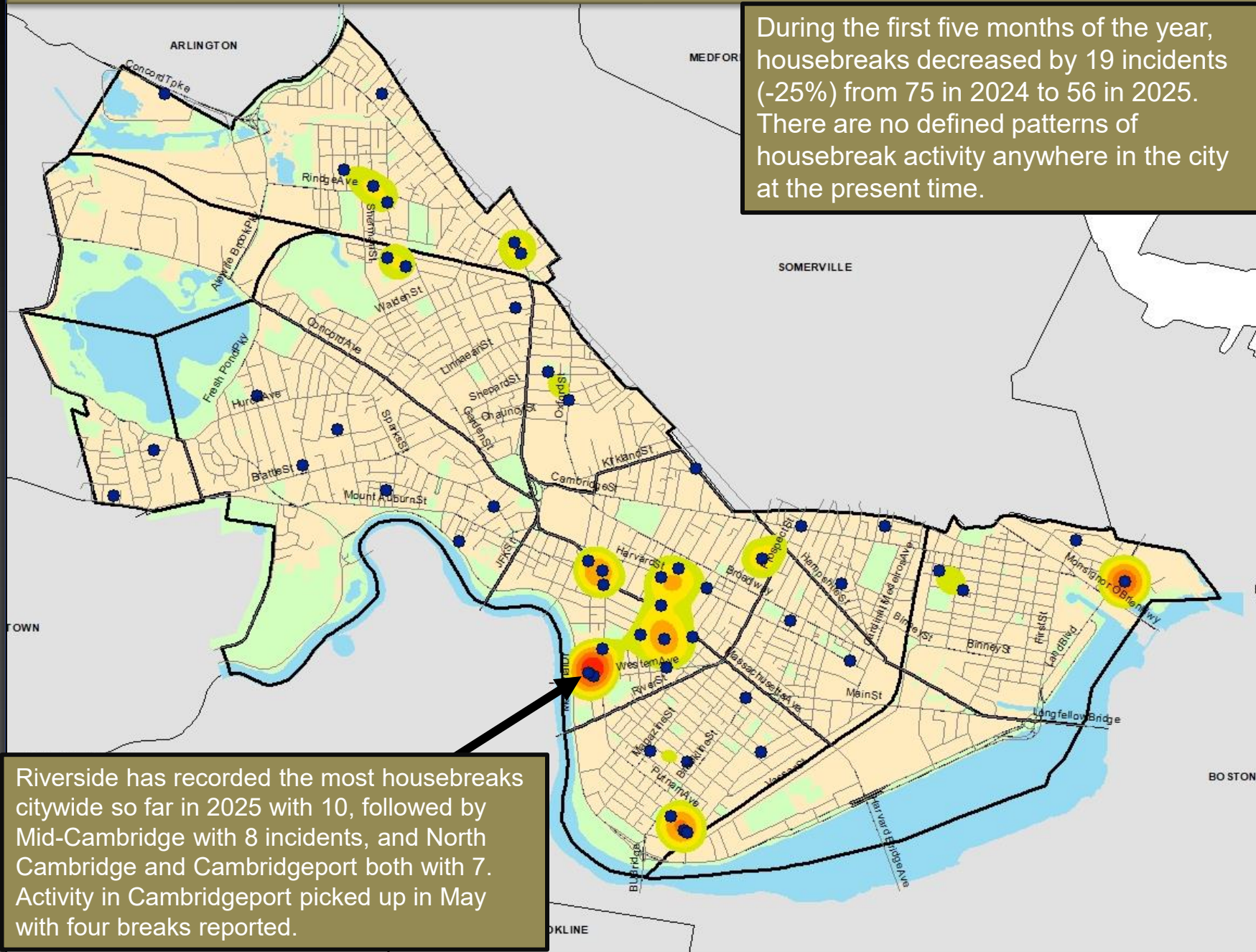
**+3%**





## Geographic Breakdown of Housebreaks: 1.1.25 – 6.2.25

During the first five months of the year, housebreaks decreased by 19 incidents (-25%) from 75 in 2024 to 56 in 2025. There are no defined patterns of housebreak activity anywhere in the city at the present time.

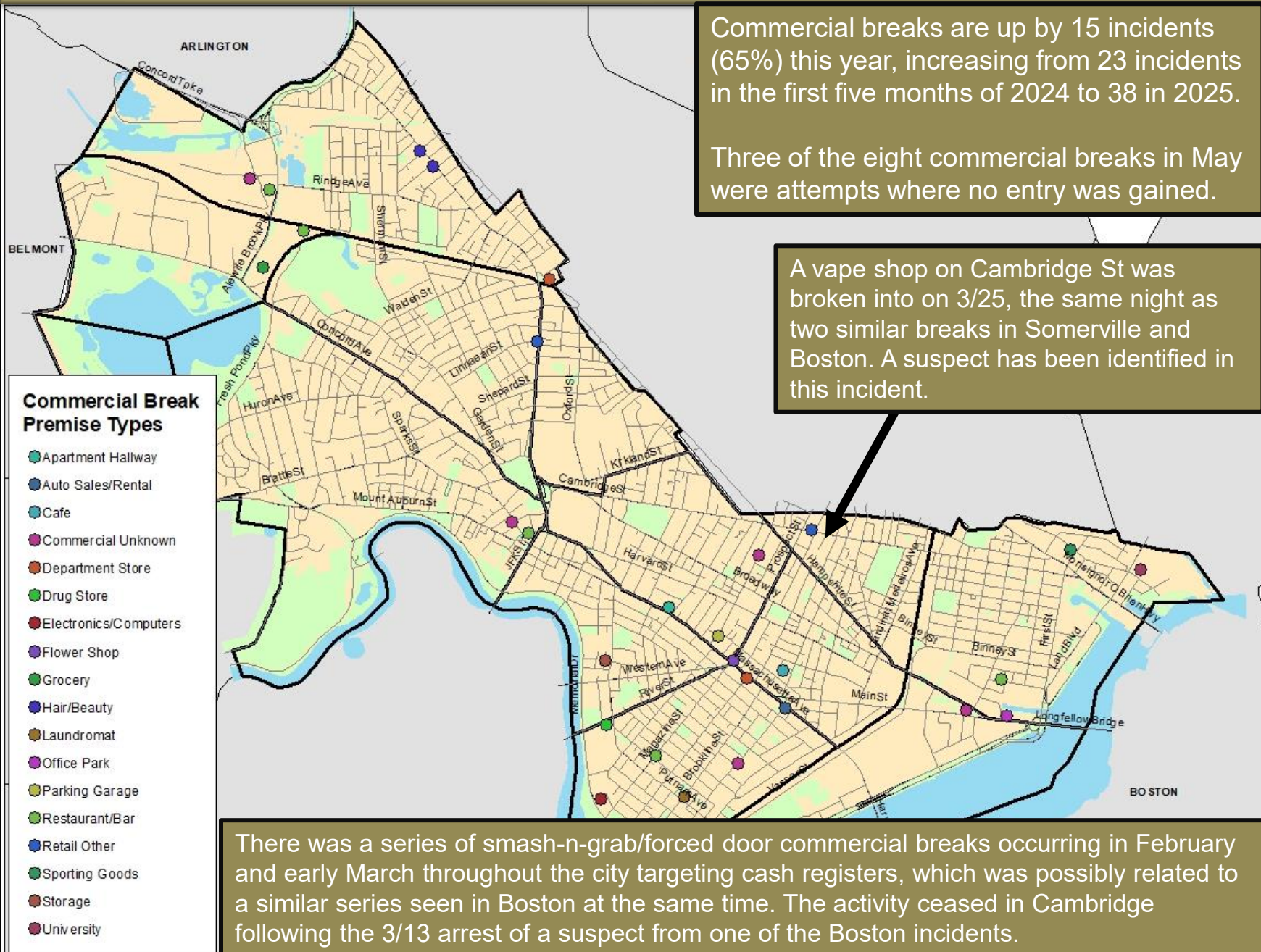


Riverside has recorded the most housebreaks citywide so far in 2025 with 10, followed by Mid-Cambridge with 8 incidents, and North Cambridge and Cambridgeport both with 7. Activity in Cambridgeport picked up in May with four breaks reported.





## Geographic Breakdown of Commercial Breaks: 1.1.25 – 6.2.25





# LARCENY

*No Patterns*

- Preliminary stats indicate that overall larceny through June 2<sup>nd</sup> of 2025 registered at 1,098 incidents, 15% above the same time in 2024. The total of 1,098 larcenies reported in 2025 is also 30% above the five-year average of 845 incidents.
- The larceny from motor vehicle total through June 2<sup>nd</sup>, 2025, is 115 incidents, 12% (12 incidents) above the same time frame in 2024. However, this total is still 20% below the five-year average of 143 incidents.
- Through June 2<sup>nd</sup>, 2025, there were 33 larcenies from the person reported in Cambridge, which is 6% (2 incidents) below the same time frame in 2024. Twelve of the 33 incidents reported thus far in 2025 took place in Central Square. Harvard Square saw the second most with eight incidents.
- There were 72 larcenies from buildings reported in the first five months of 2025. This total is 16 incidents (18%) below 2024 and is eight incidents (10%) below the five-year average of 80. There are no defined patterns of this crime type in the city at this time.
- Larcenies from residences are up 11 incidents (7%) in 2025 when compared with 2024. Package thefts have made up the majority of this crime type in recent years due to the increased volume of deliveries that began during the pandemic and have continued ever since. Package thefts have accounted for 113 of the 176 larcenies from residences (64%) so far this year.
- There have been 134 larcenies of bicycles reported so far in 2025. This total is 18 incidents (12%) below the 2024 total through June 2<sup>nd</sup> and is 34 incidents (20%) below the five-year average of 168. The top neighborhoods for bike thefts so far in 2025 are North Cambridge and Mid-Cambridge with 26 and 19 incidents, respectively.

## Percent Change

Last 4 Weeks

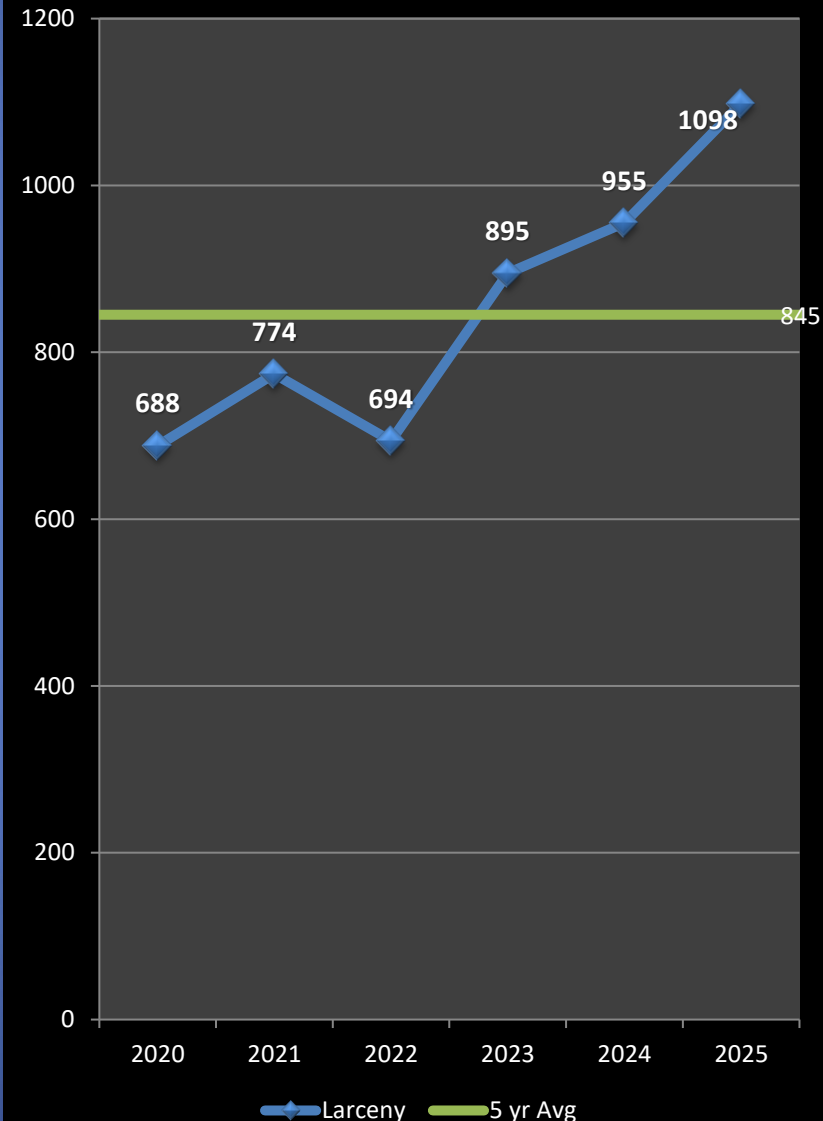
**+16%**

Previous Year

**+15%**

5-Year Average

**+30%**







# LARCENY From MV

*No Patterns*

- The larceny from motor vehicle total through June 2<sup>nd</sup>, 2025, is 115 incidents, which is 12% (12 incidents) above the same time frame in 2024. Conversely, the 115 thefts from vehicles reported so far indicate a decrease of 28 incidents (20%) below the 143 car breaks forecasted through June 2<sup>nd</sup>.
- The neighborhoods with the most larcenies from motor vehicles for the first five months of 2025 are Mid-Cambridge with 23 incidents, followed by North Cambridge with 17, The Port with 14, Cambridgeport with 13, and Riverside and Peabody each with 11 incidents.
- Comparing the last four weeks (May) to the previous four (April), there was a 175% increase in larcenies from motor vehicles, with 21 more incidents reported.
- Of the 115 incidents reported so far in 2025, 54 vehicles (47%) were entered via unlocked doors and 49 vehicles (43%) were entered by unknown means.

## Percent Change

Last 4 Weeks

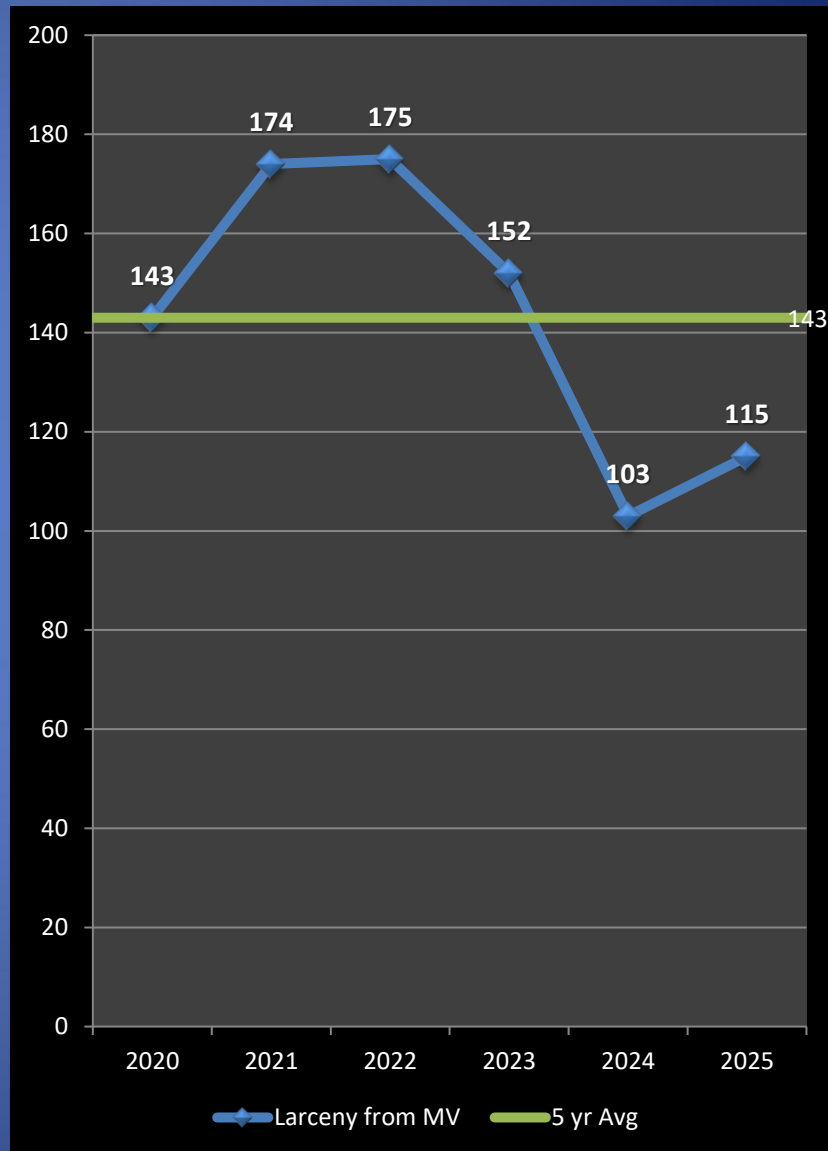
**+175%**

Previous Year

**+12%**

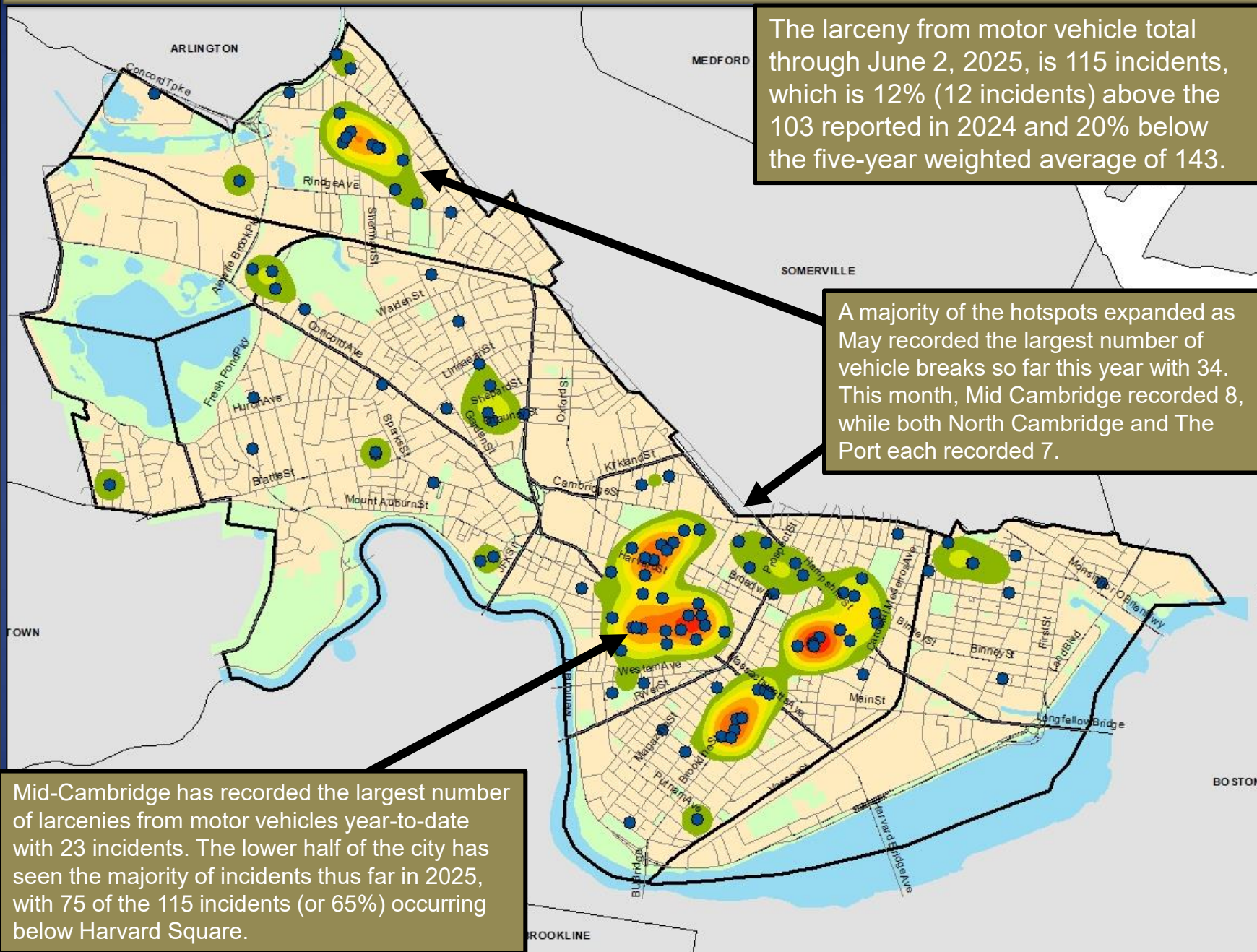
5-Year Average

**-20%**





# Geographic Breakdown of Larceny from Motor Vehicles: 1.1.25 – 6.2.25





# LARCENY *from Person*

## *No Patterns*

- Larceny from the person through June 2<sup>nd</sup>, 2025, saw a 6% decrease in the number of recorded incidents when compared to the same time frame in 2024 and was five incidents (13%) below the projected total of 38 incidents.
- Twelve of the 33 incidents reported thus far in 2025 took place in Central Square. The other incidents took place throughout the city, with Harvard Square recording eight incidents, Galleria/East Cambridge with six incidents, Alewife/West Cambridge with three, Porter Square with two, and Bay Square, 1500-1900 Mass. Ave with one incident each.
- There have been nine instances in 2025 where an individual has been dining and later noticed their property stolen. Central Square and Harvard Square each had four incidents of this type. Citywide, grab-and-run situations have accounted for seven of the 33 larcenies from person, and pocket-picking has accounted for six incidents.

### Percent Change

Last 4 Weeks

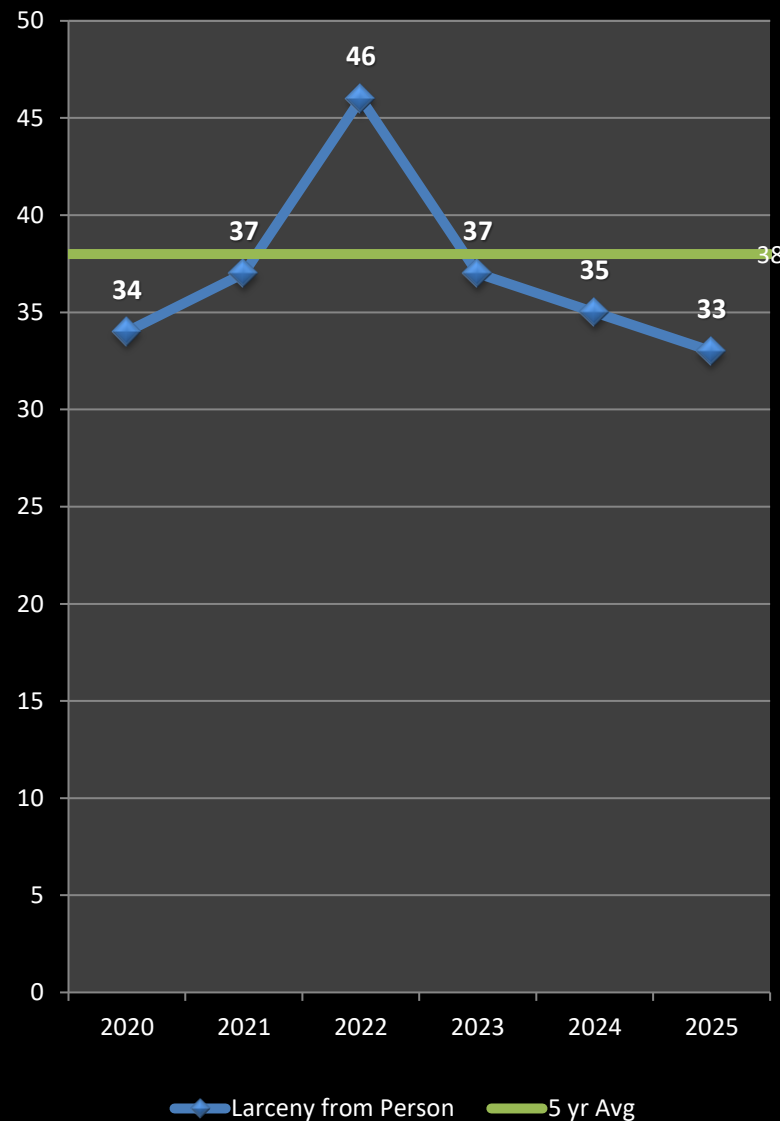
**-25%**

Previous Year

**-6%**

5-Year Average

**-13%**







# LARCENY of Bicycle

## No Patterns

- There have been 134 bicycle thefts reported citywide so far in 2025, down 12% from the 152 reported during the same time frame in 2024. The 2025 total is also registering at 20% (34 incidents) below the five-year average of 168.
- The most recent four weeks (May) saw a 25% increase in bike thefts when compared with the previous four weeks (April), with seven more thefts reported in May. We expect these monthly totals to rise as the warmer summer months approach.
- 78 bike thefts (or 58% of all citywide thefts year-to-date) have occurred south/east of Harvard Square.
- Of the 134 bike thefts reported in 2025, 105 (78%) were reportedly locked at the time of the theft.

### Top Neighborhoods for Bike Theft in 2025:

Neighborhood	YTD Total	% Citywide
North Cambridge	26	19%
Mid-Cambridge	19	14%
Riverside	14	10%
Cambridgeport	13	10%
East Cambridge	12	9%

### Percent Change

Last 4 Weeks

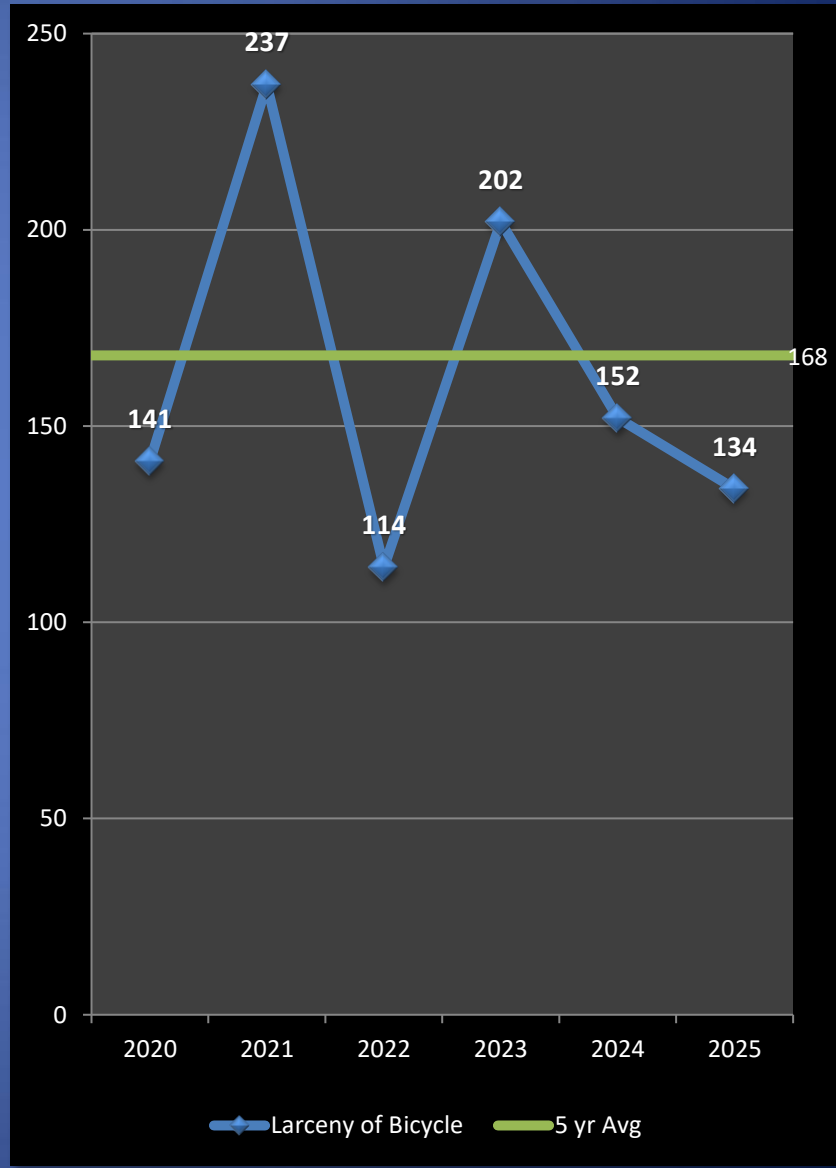
+25%

Previous Year

-12%

5-Year Average

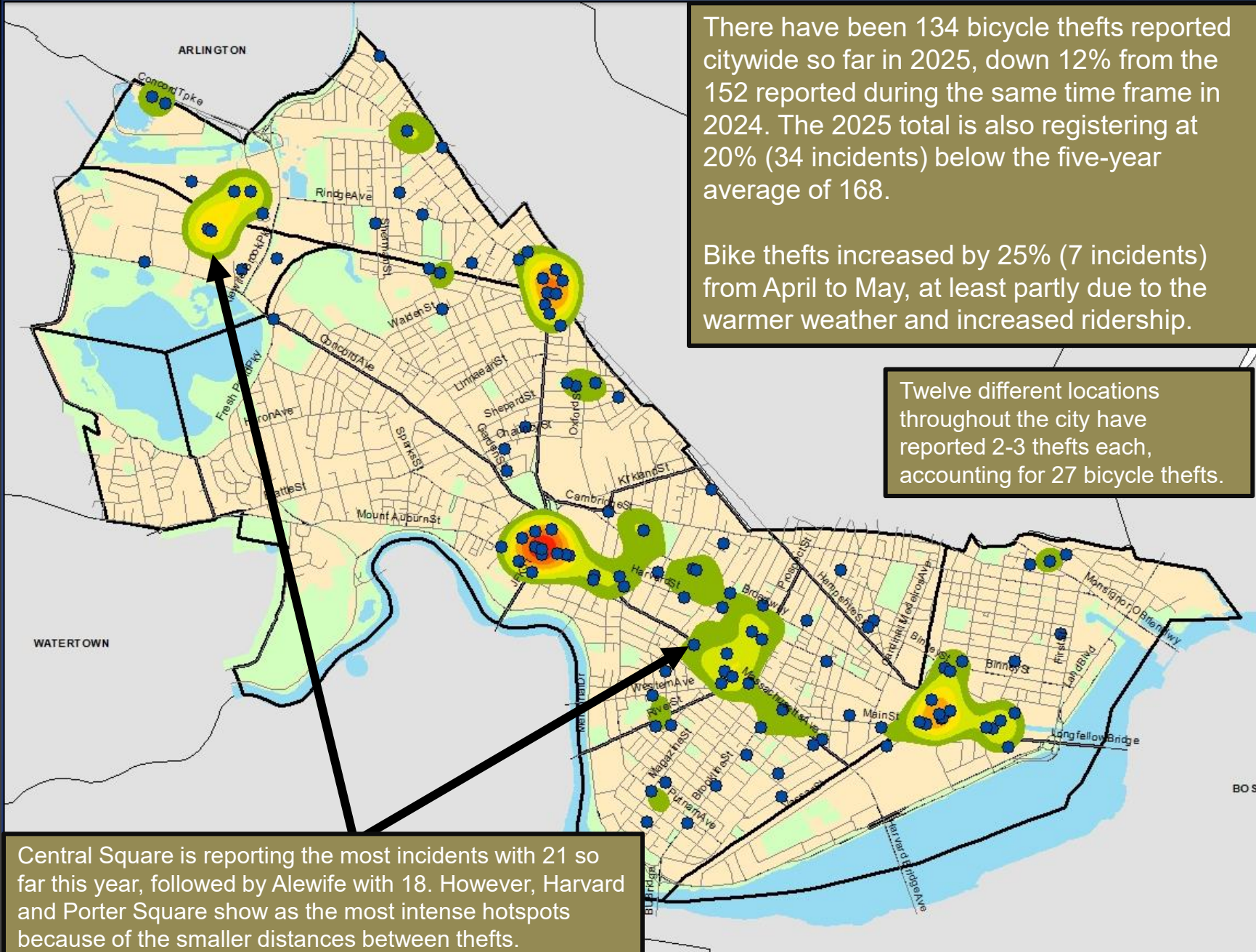
-20%







# Geographic Breakdown of Bicycle Thefts: 1.1.25 – 6.2.25



There have been 134 bicycle thefts reported citywide so far in 2025, down 12% from the 152 reported during the same time frame in 2024. The 2025 total is also registering at 20% (34 incidents) below the five-year average of 168.

Bike thefts increased by 25% (7 incidents) from April to May, at least partly due to the warmer weather and increased ridership.

Twelve different locations throughout the city have reported 2-3 thefts each, accounting for 27 bicycle thefts.

Central Square is reporting the most incidents with 21 so far this year, followed by Alewife with 18. However, Harvard and Porter Square show as the most intense hotspots because of the smaller distances between thefts.



## Geographic Breakdown of Package Thefts: 1.1.25 – 6.2.25

Package thefts accounted for 113 (or 64%) of the 176 larcenies from residences reported in the first five months of 2025.

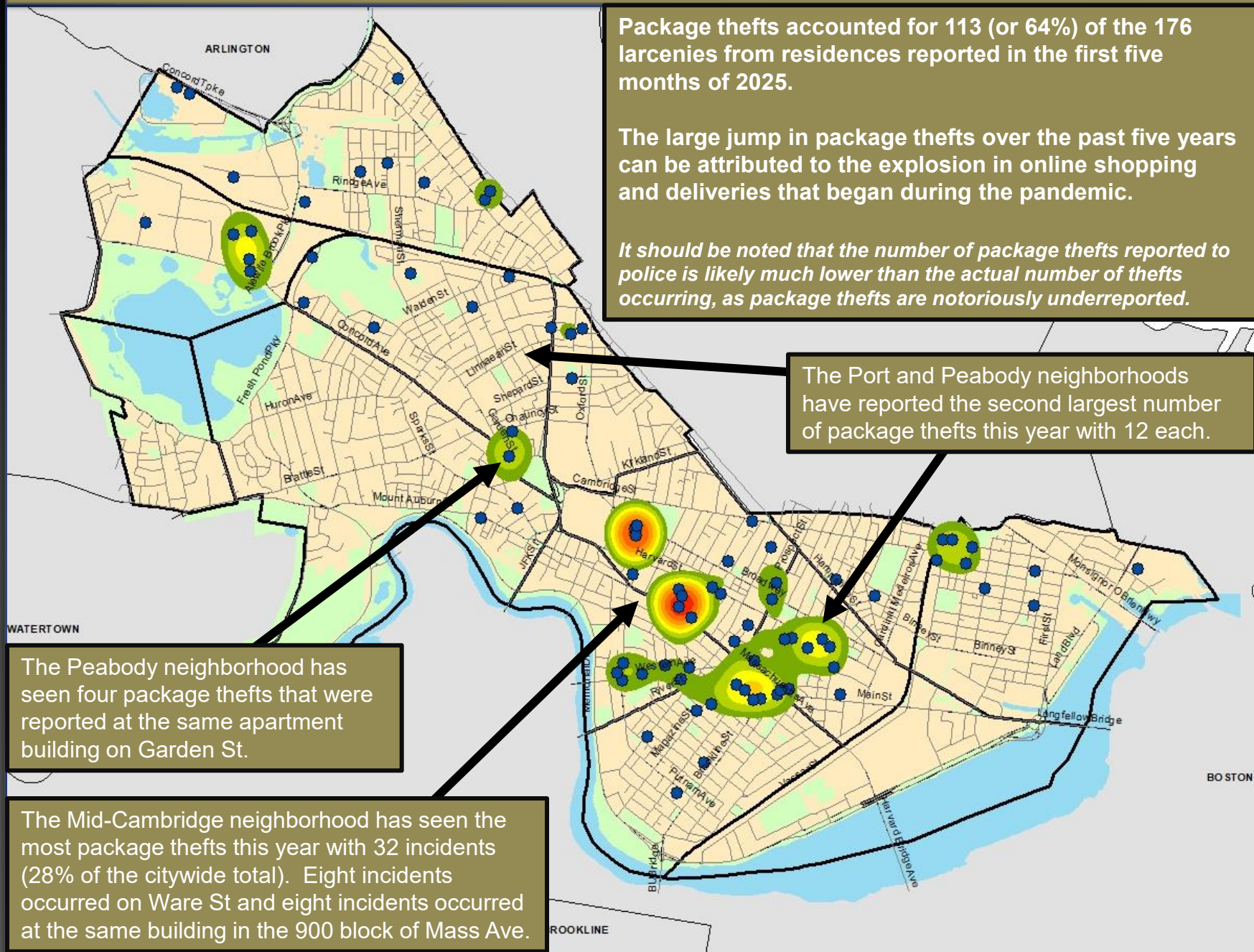
The large jump in package thefts over the past five years can be attributed to the explosion in online shopping and deliveries that began during the pandemic.

*It should be noted that the number of package thefts reported to police is likely much lower than the actual number of thefts occurring, as package thefts are notoriously underreported.*

The Port and Peabody neighborhoods have reported the second largest number of package thefts this year with 12 each.

The Peabody neighborhood has seen four package thefts that were reported at the same apartment building on Garden St.

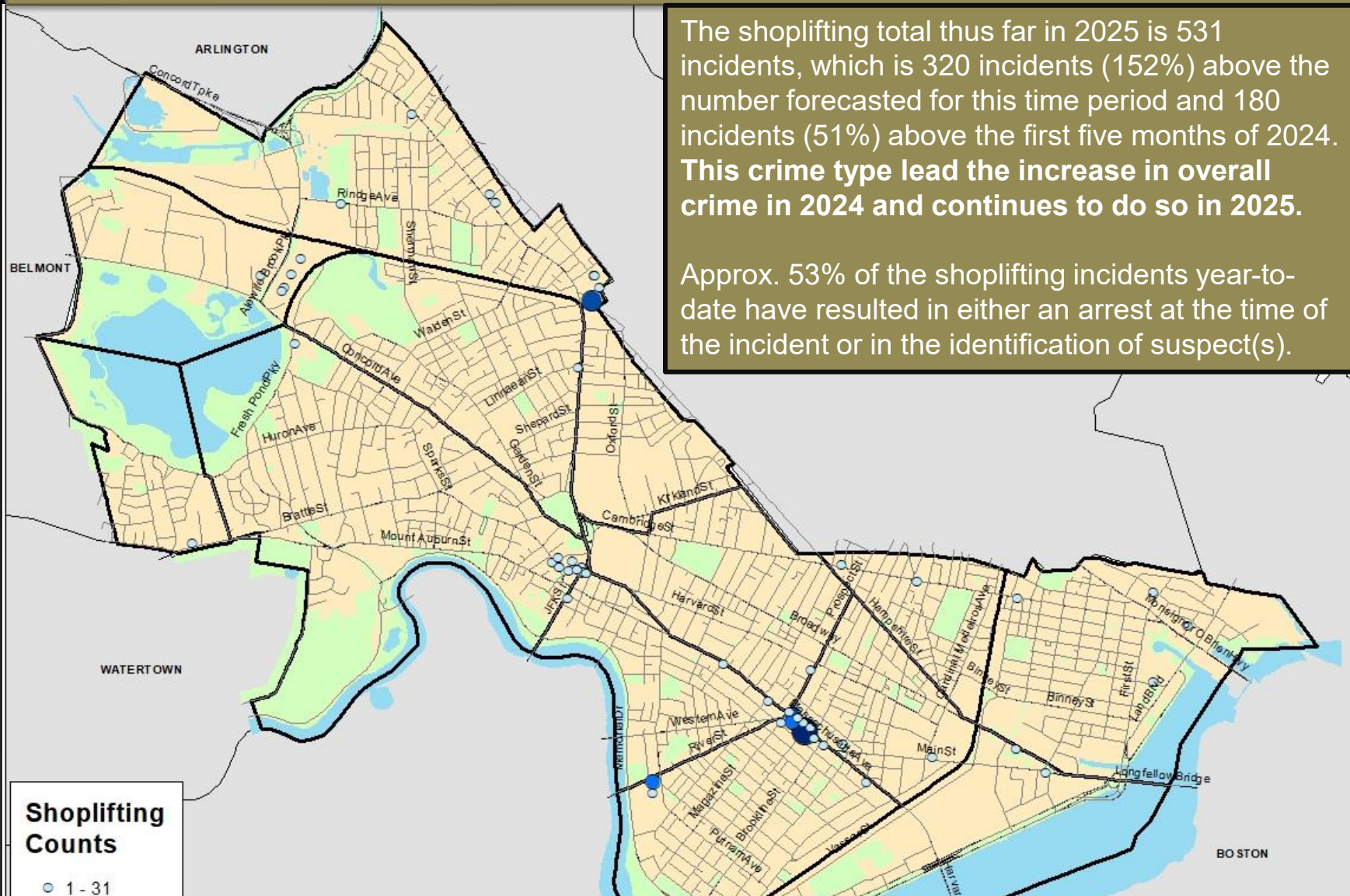
The Mid-Cambridge neighborhood has seen the most package thefts this year with 32 incidents (28% of the citywide total). Eight incidents occurred on Ware St and eight incidents occurred at the same building in the 900 block of Mass Ave.







# Geographic Breakdown of Shoplifting: 1.1.25 – 6.2.25



The shoplifting total thus far in 2025 is 531 incidents, which is 320 incidents (152%) above the number forecasted for this time period and 180 incidents (51%) above the first five months of 2024. **This crime type lead the increase in overall crime in 2024 and continues to do so in 2025.**

Approx. 53% of the shoplifting incidents year-to-date have resulted in either an arrest at the time of the incident or in the identification of suspect(s).

## Shoplifting Counts

- 1 - 31
- 32 - 62
- 63 - 92
- 93 - 122

**Target in Central Sq has seen the most shoplifting incidents in 2025 with 122 thefts, followed by the Target in Porter Square with 82, and the Walgreens in Central Square with 59 (this number stayed the same from last month as this location has since closed). There are 9 locations citywide that have reported more than 10 instances of shoplifting so far this year.**



# AUTO THEFT

*No Patterns*

- The five-year weighted average for auto theft for the first five months of the year is 45, and with 32 reported so far in 2025, Cambridge has experienced a decrease of 29% below the expected total. Auto thefts have also decreased 32% (15 incidents) when compared with the same time period in 2024.
- The most recent four weeks (May) saw a decrease of two incidents (33%) below the previous four weeks (April).
- The neighborhood breakdown for auto theft totals in 2025 is as follows: West Cambridge – 7; Cambridgeport – 5; East Cambridge – 4; Riverside, Peabody, The Port, North Cambridge - 3 each; North Mid-Cambridge – 2; Inman/Harrington and the Highlands – 1 each.
- 11 of the 32 auto thefts reported so far this year involved a situation where the operator left the vehicle unlocked and/or running in order to deliver a package or grab food. When the victim returned, the vehicle was gone.
- 18 of the 32 motor vehicles stolen thus far in 2025 have been recovered to date, with one involving an arrest at the time of the recovery.

## Percent Change

Last 4 Weeks

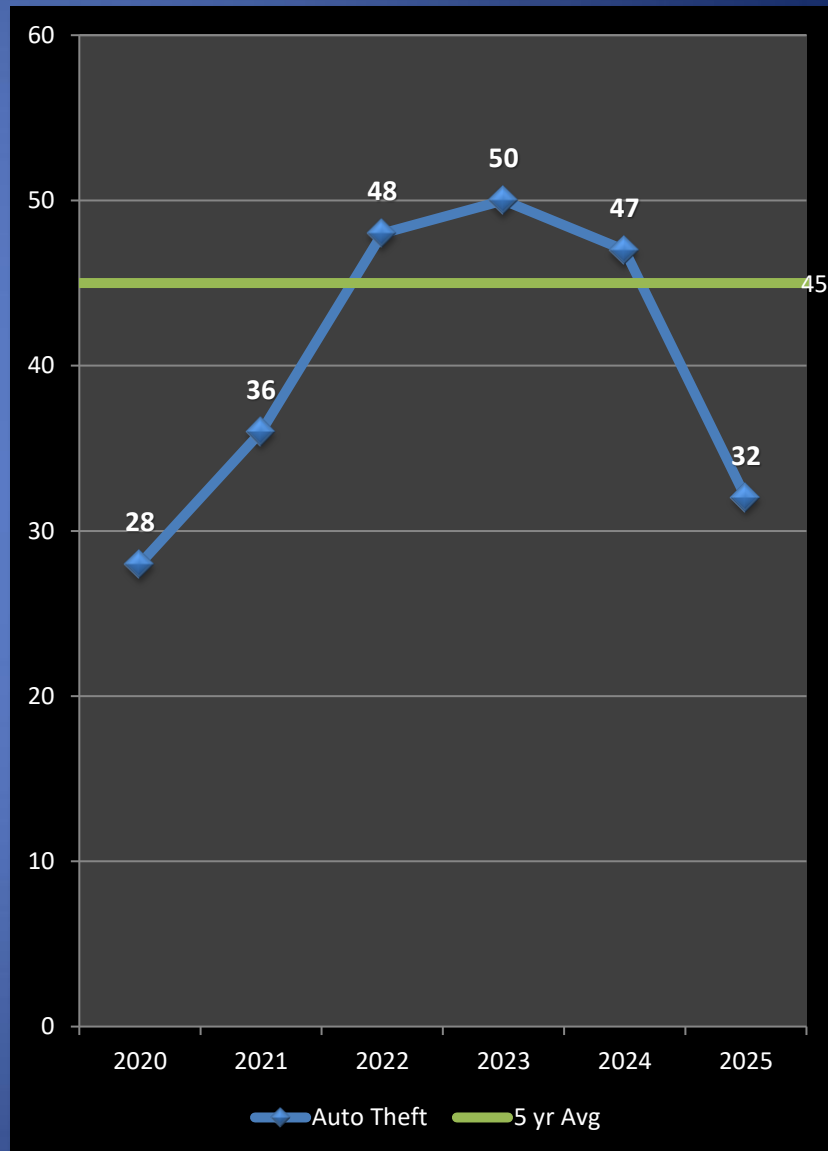
**-33%**

Previous Year

**-32%**

5-Year Average

**-29%**

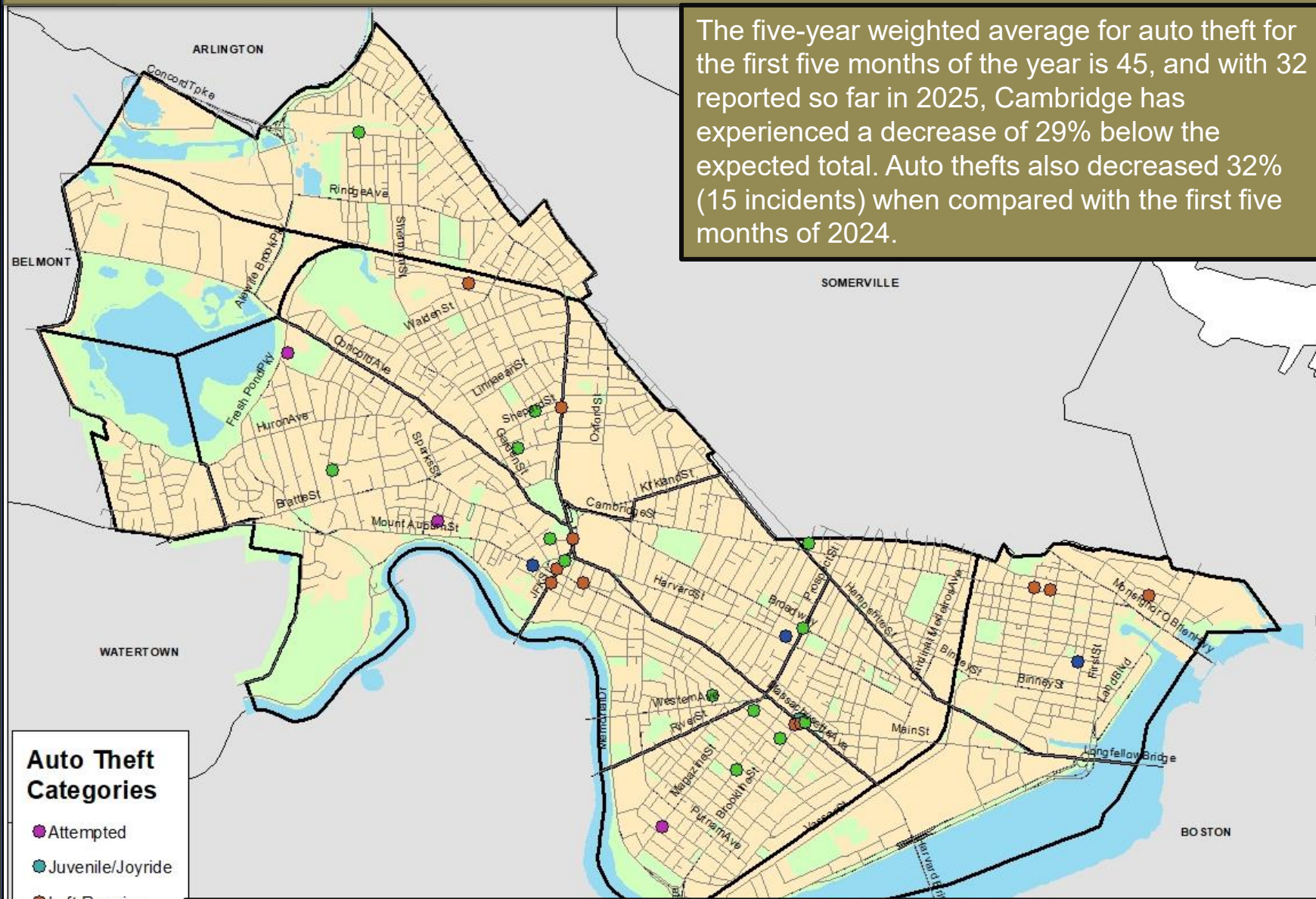






# Geographic Breakdown of Auto Thefts: 1.1.25 – 6.2.25

The five-year weighted average for auto theft for the first five months of the year is 45, and with 32 reported so far in 2025, Cambridge has experienced a decrease of 29% below the expected total. Auto thefts also decreased 32% (15 incidents) when compared with the first five months of 2024.



- Auto Theft Categories**
- Attempted
  - Juvenile/Joyride
  - Left Running
  - Two-Wheeled
  - Unknown

Over the past two years, we have seen an increase in auto thefts involving vehicles left running, particularly in areas with restaurants where delivery drivers park quickly to pick up orders, only to find their cars gone when they exit the establishment. There have been 11 reported year-to-date in 2025.



# Help Prevent Crime

*And keep yourself informed!*

## To receive information from the CPD:

- Sign up with for the **Cambridge Alert Network**, to receive alerts about emerging crime patterns, neighborhood meetings, and crime prevention tips, by visiting [www.CambridgeMa.gov/AlertNetwork](http://www.CambridgeMa.gov/AlertNetwork).
- “Like” the Cambridge Police Department on Facebook at [www.facebook.com/CambridgePolice](http://www.facebook.com/CambridgePolice)
- Follow [@CambridgePolice](https://twitter.com/CambridgePolice) on Twitter.
- Visit our website at [www.CambridgePolice.org](http://www.CambridgePolice.org) for valuable information and reports including the Daily Log and BridgeStat, which is published on the first Friday of every month.
- Download our “MyPD” smartphone app at [www.CambridgePolice.org/MyPD](http://www.CambridgePolice.org/MyPD).

## To Share Information with the CPD:

- Call our Non-Emergency Telephone Number at **617-349-3300**.
  - Every call for service generates a police response, so help drive our resources by reporting things that seem suspicious or out of the ordinary.
- Send an Anonymous TEXT-A-TIP:
  - Send an ANONYMOUS text message to **Tip411 (847411)**. Begin your message with Tip650 and then type your message. You will receive a response from the Cambridge Police with the option to continue communicating. Please remember that this is not a replacement for 9-1-1. **If you witness an emergency situation, please call 9-1-1 immediately.**
- Send an Anonymous Crime Tip E-Mail at [www.CambridgePolice.org/Tips](http://www.CambridgePolice.org/Tips)