



Cambridge Police Department BridgeStat

November 2023

Produced by the Crime Analysis Unit



Part I Total Crime

An analysis of serious crime statistics for the first 11 months of 2023 points to a sizable increase of 14% in the Part One index total for Cambridge when compared with the same time frame in 2022. Through 11/27 of this year, there were 2,959 serious crimes reported in the City. For the same time period in 2022, the combined total for Murder, Rape, Robbery, Aggravated Assault, Burglary, Larceny & Auto theft was 2,607 incidents. When measured against the five-year average, a 25% rise in the crime index has been registered.

Further analysis of the crime totals for the first 11 months of 2023 indicates that violent crimes recorded a 22% increase when compared with last year. There was one homicide, 40 rapes, 121 robberies, and 274 aggravated assaults recorded during the first 11 months of 2023.

Similarly, property crimes rose 12% with 274 additional crimes reported when compared with the same time frame in 2022. The 97% increase in shoplifting, the 20% increase in bicycle larcenies, and the 13% rise in larceny from residences when compared with 2022 are the key trend indicators observed so far in 2023 that have driven the upward curve in the property crime index for November. Conversely, larcenies from the person have decreased by 17% and larcenies from motor vehicles have dropped 25% when comparing the first 11 months of 2023 with that of 2022.

When analyzing the serious crime totals of November 2023 versus the previous month of October 2023, there was a decrease of 9% in the number of index incidents, with 24 fewer crimes reported.

	<u>4 Week Snapshot</u>			<u>Year to Date</u>			<u>Five Year</u>	
	10/3/23 - 10/30/22	10/31/23 - 11/27/23	Change	2022	2023	Change	Avg	Change
Total Violent Crime	39	22	-44%	358	436	22%	302	44%
Total Property Crime	233	226	-3%	2249	2523	12%	2066	22%
Total Part I Crime	272	248	-9%	2607	2959	14%	2369	25%



Part I Property Crime

Analysis of property crime totals through November of 2023 reveals a 12% increase when measured against the 2022 totals and a 22% rise above the five-year average of 2,066.

A majority of the property crime categories below recorded inclines when measured against the first 11 months of 2022, most notably a 97% jump in shopliftings (up 256 incidents), a 20% surge in bike thefts (up 92 incidents), and a 13% increase in thefts from residences (up 42). Meanwhile, larcenies from motor vehicles dropped 25% (down 102 thefts) and larceny from the person decreased by 17% (down 19 incidents).

	4 Week Snapshot			Year to Date			Five Year	
	10/3/23 - 10/30/22	10/31/23 - 11/27/23	Change	2022	2023	Change	Avg	Change
Burglary	22	24	9%	225	241	7%	193	25%
Commercial Break	6	3	-50%	46	63	37%	52	21%
Housebreak	16	21	31%	179	178	-1%	141	26%
Larceny	200	190	-5%	1880	2150	14%	1759	22%
Larceny (Misc)	11	5	-55%	81	73	-10%	56	30%
Larceny from Building	13	10	-23%	198	181	-9%	167	8%
Larceny from MV	19	20	5%	405	303	-25%	350	-13%
Larceny from Person	7	6	-14%	109	90	-17%	109	-17%
Larceny from Residence	36	41	14%	330	372	13%	301	24%
Larceny of Bicycle	61	49	-20%	459	551	20%	500	10%
Larceny of Plate	4	2	-50%	22	39	77%	20	95%
Larceny of Services	1	3	200%	13	22	69%	10	120%
Shoplifting	48	54	13%	263	519	97%	246	111%
Auto Theft	11	12	9%	144	132	-8%	115	15%
Total Property Crime	233	226	-3%	2249	2523	12%	2066	22%



Part I Violent Crime

From January 1st to November 27th of 2023, there were 436 violent crimes recorded in Cambridge, 78 incidents (+22%) above last year's total of 358 incidents through the same time and 134 incidents (+44%) above the 302 crimes forecasted for the first 11 months of the year.

There have been 40 rapes reported in Cambridge thus far in 2023, up three incidents compared to the same time in 2022. The rapes reported in 2023 have included nine domestic incidents, 18 acquaintance incidents, nine contact scenarios, and four blitz assaults.

The trend observed during the past couple years of a high percentage of aggravated assaults and street robberies occurring in Central Square and on peripheral side streets returned with the warm weather, after a first-quarter lull in activity in that area. So far, 11 months into the year, 87 (or 32%) of the 274 aggravated assaults and 47% of the street robberies have been reported in the Central Square area.

Shortly after midnight on November 23rd, officers responded to the area of 10 Magazine Street in Central Square. Two individuals with gunshot wounds were located and transported to a Boston hospital. One victim, 27-year-old Danasia Greene of Cambridge, was pronounced deceased at the hospital. The second victim, a 26-year-old male from Boston, was treated for non-life threatening injuries. This incident marks the first homicide reported in Cambridge in over two years. It remains under investigation at this time.

	<u>4 Week Snapshot</u>			<u>Year to Date</u>			<u>Five Year</u>	
	10/3/23 - 10/30/22	10/31/23 - 11/27/23	Change	2022	2023	Change	Avg	Change
Homicide	0	1	IN-CALC	0	1	IN-CALC	1	0%
Rape	2	0	-100%	37	40	8%	30	33%
Robbery	6	6	0%	90	121	34%	74	64%
Commercial Robbery	3	1	-67%	17	34	100%	15	127%
Street Robbery	3	5	67%	73	87	19%	59	47%
Aggravated Assault	31	15	-52%	231	274	19%	198	38%
Total Violent Crime	39	22	-44%	358	436	22%	302	44%



MURDER

No Patterns

- Shortly after midnight on November 23rd, 2023, officers responded to the area of 10 Magazine Street in Central Square. Two individuals with gunshot wounds were located and transported to a Boston hospital. One victim, 27-year-old Danasia Greene of Cambridge, was pronounced deceased at the hospital. The second victim, a 26-year-old male from Boston, was treated for non-life threatening injuries. This incident marks the first homicide reported in Cambridge in over two years. It remains under active investigation at this time.
- There were no murders recorded in Cambridge in all of 2022. This has happened only three other times in the past 20 years—in 2004, 2007, and 2010.
- In the last reported homicide in Cambridge prior to this month's incident, on Saturday 3/27/21, there was a fatal shooting that occurred at approximately 12:40 a.m. on Pemberton Street. The victim was reportedly located unconscious outside his vehicle by a passerby who called 911. The victim was transported to Mount Auburn Hospital where he later died. The victim has been identified as Xavier Louis-Jacques, 19, of Cambridge. The investigation is ongoing.
- On April 23, 2020, Jose Bermudez was arrested for the fatal daylight stabbing of 33-year-old Danilo Perez in Central Square on April 14. Bermudez and Perez were both part of the homeless community and were known to each other. Bermudez is being held without bail. This was the only homicide recorded in 2020.

Please note: The 2023 figure excludes the fatal Cambridge Police officer-involved shooting of Sayed Faisal on January 4, 2023.

Percent Change*

Last 4 Weeks

Previous Year

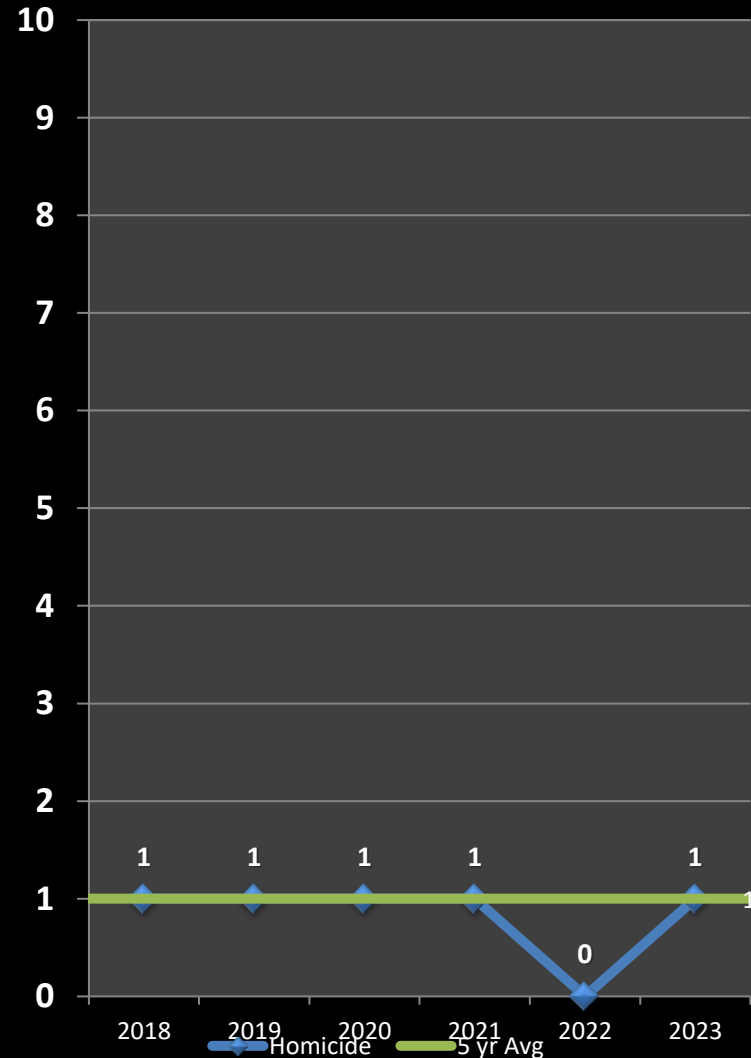
5-Year Average

In-Calc

In-Calc

0%

*IN -CALC: Percentages are not calculated for numbers so small as to present a statistically misleading percentage.





RAPE

No Patterns

Cambridge Police BridgeStat

- There were 40 rapes reported in Cambridge during the first 11 months of 2023, which is up three incidents (8%) compared to the number reported through the same time frame in 2022.
- The rapes reported thus far in 2023 have been categorized as nine domestic incidents, 18 acquaintance incidents, nine contact scenarios, and four blitz assaults.
- One of the domestic assaults and one of the acquaintance assaults so far this year resulted in the arrest of the suspect at the time of the incident.
- The total number of reported rapes tends to fluctuate from year to year, but the number of stranger-to-stranger rapes reported each year in Cambridge—typically between one and five—remains extremely low.

Percent Change*

Last 4 Weeks

-100%

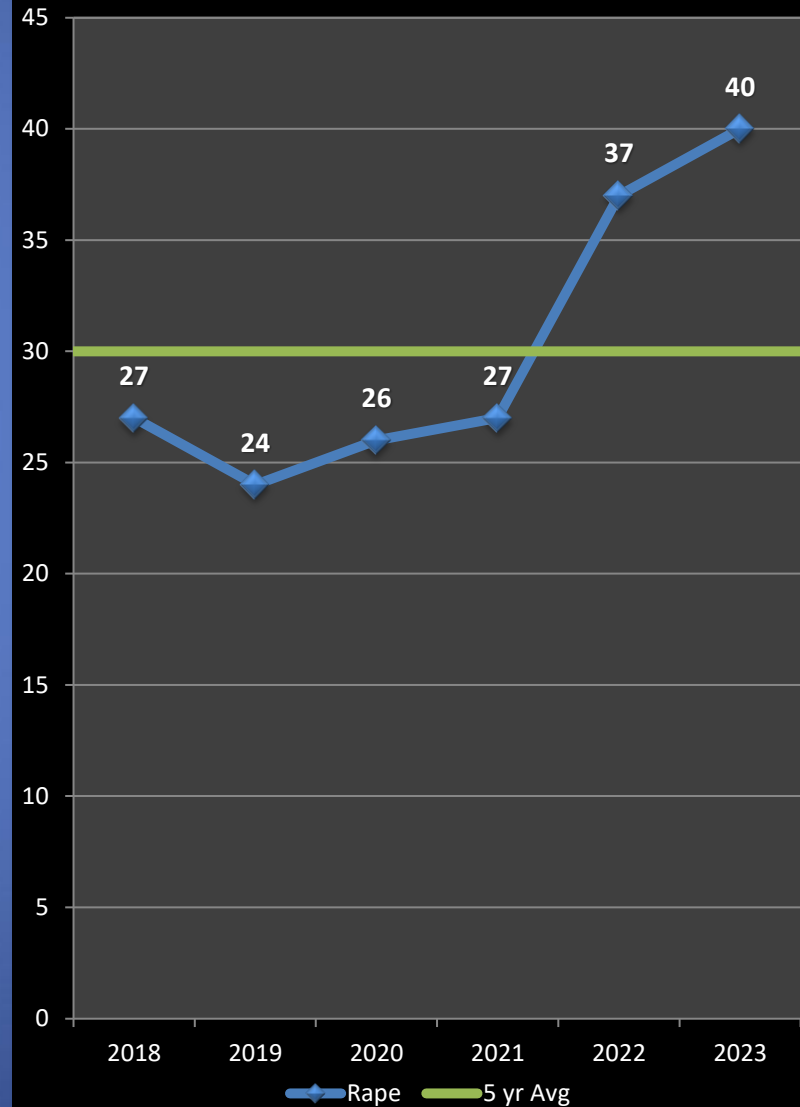
Previous Year

+8%

5-Year Average

+33%

*IN -CAL: Percentages are not calculated for numbers so small as to present a statistically misleading percentage.





AGGRAVATED ASSAULT

No Patterns

- The total of 274 aggravated assaults reported through November 27th of 2023 was 43 crimes (+19%) above the total for the first 11 months of 2022, as well as 76 incidents (+38%) above the five-year average of 198 crimes.
- The 274 aggravated assaults reported over the first 47 weeks of this year were comprised of the following classifications: 62 domestic altercations; 60 unprovoked scenarios; 31 traffic-and-parking incidents; 28 acquaintance assaults; 23 juvenile-related assaults; 21 psychotic episodes; 11 affrays/brawls; 10 unhoused assaults; 10 shop owner/patron assaults; 7 assaults on police; 4 each of landlord/neighbor assaults and workplace incidents; and 3 drug deals gone awry.
- The trend observed during the past couple years of a high percentage of aggravated assaults occurring in Central Sq and on peripheral side streets returned with the warmer weather, after a first-quarter lull in activity in that area. Thus far in 2023, 87 of the 274 assaults citywide have been reported in Central Sq. However, unlike in 2022 when activity was mostly focused only in Central Sq, other areas of the city are also seeing increased activity this year (see map on slide 8).
- There have been six confirmed shots fired incidents in Cambridge through November 27, 2023.* Three of these incidents resulted in the non-fatal shootings of four total victims, while the most recent incident on November 23 near Central Square resulted in both the non-fatal shooting of one victim and the fatal-shooting of a second victim, marking the first homicide in Cambridge in over two years. Through the same time period in 2022, there were 13 shots fired incidents, two of which resulted in the non-fatal shootings of three victims.

* Please note: This figure excludes the fatal Cambridge Police officer-involved shooting of Sayed Faisal on January 4, 2023.

Percent Change

Last 4 Weeks

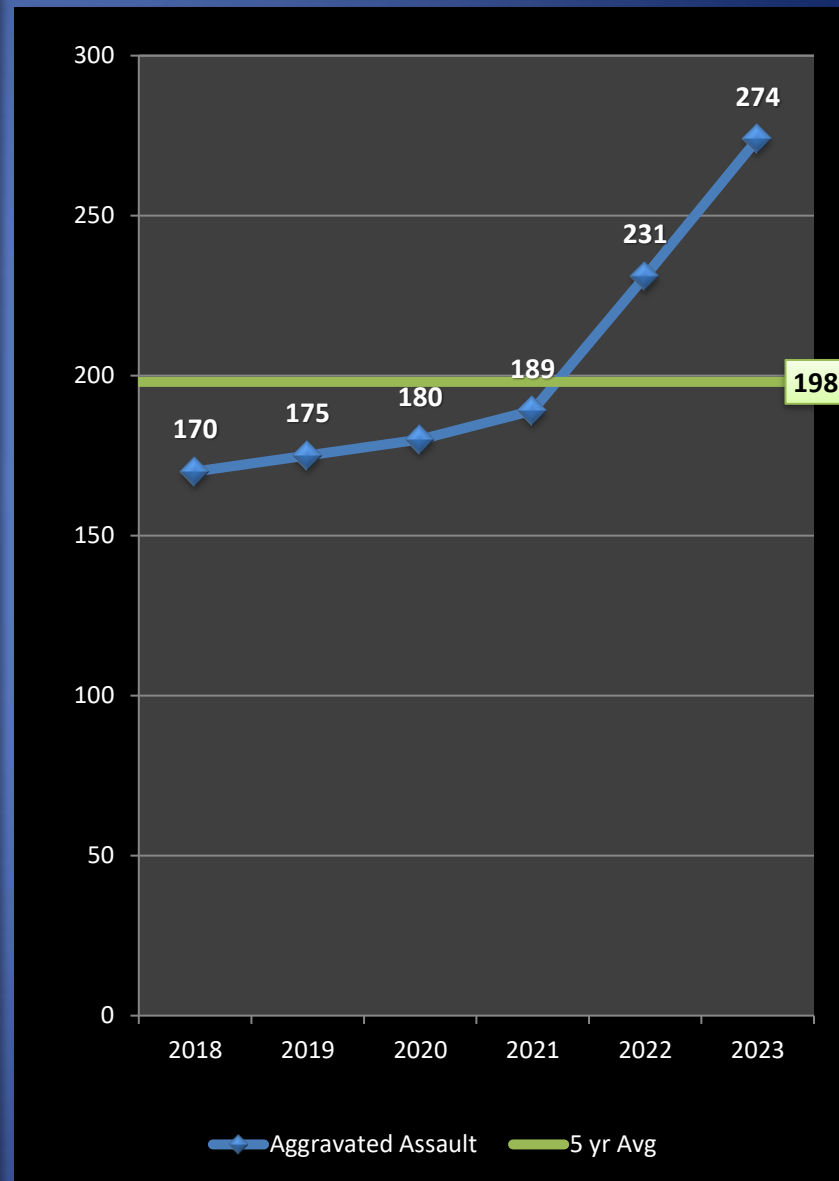
-52%

Previous Year

+19%

5-Year Average

+38%

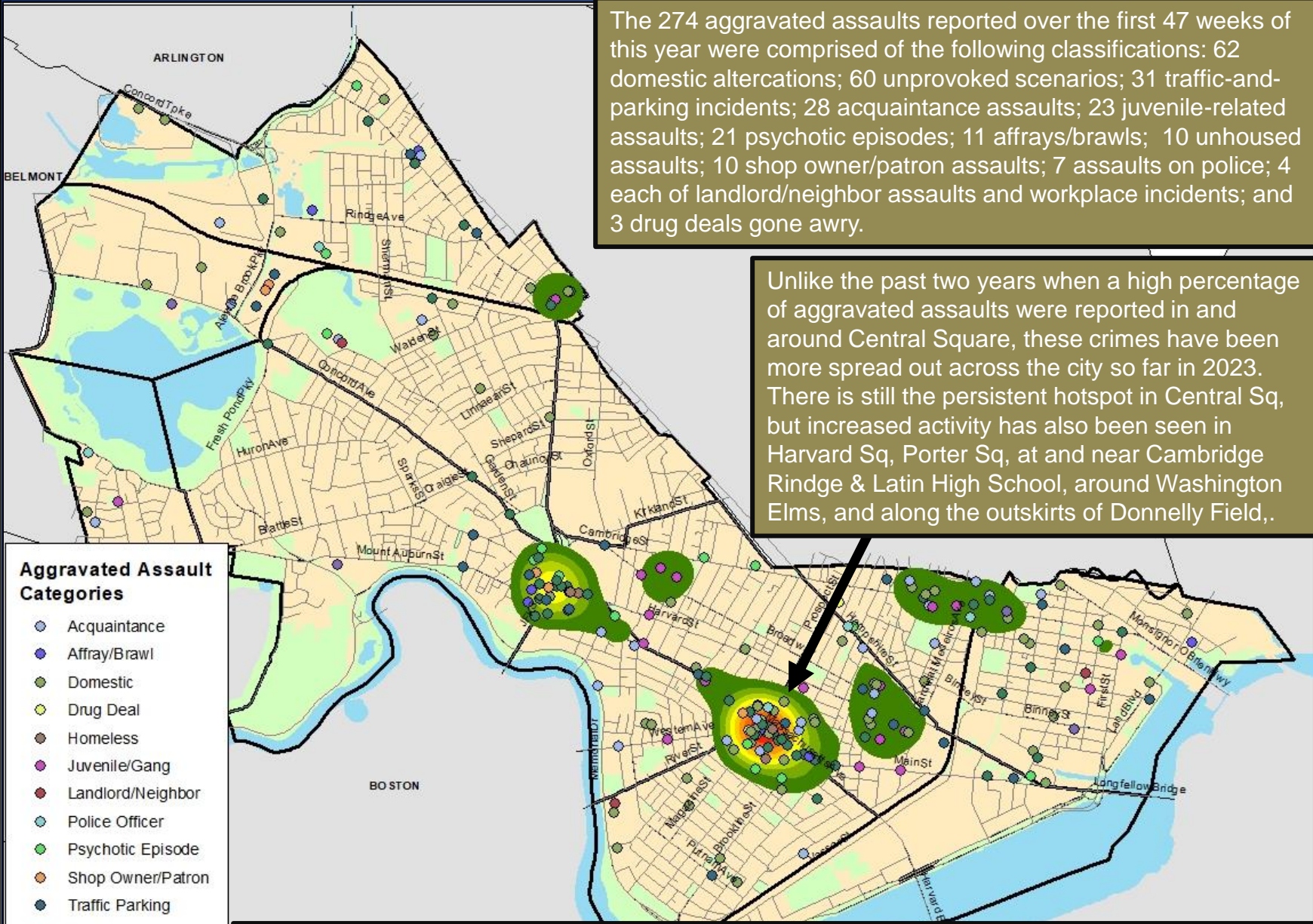




Geographic Breakdown of Aggravated Assaults: 1.1.23 – 11.27.23

The 274 aggravated assaults reported over the first 47 weeks of this year were comprised of the following classifications: 62 domestic altercations; 60 unprovoked scenarios; 31 traffic-and-parking incidents; 28 acquaintance assaults; 23 juvenile-related assaults; 21 psychotic episodes; 11 affrays/brawls; 10 unhoused assaults; 10 shop owner/patron assaults; 7 assaults on police; 4 each of landlord/neighbor assaults and workplace incidents; and 3 drug deals gone awry.

Unlike the past two years when a high percentage of aggravated assaults were reported in and around Central Square, these crimes have been more spread out across the city so far in 2023. There is still the persistent hotspot in Central Sq, but increased activity has also been seen in Harvard Sq, Porter Sq, at and near Cambridge Rindge & Latin High School, around Washington Elms, and along the outskirts of Donnelly Field.



- Aggravated Assault Categories**
- Acquaintance
 - Affray/Brawl
 - Domestic
 - Drug Deal
 - Homeless
 - Juvenile/Gang
 - Landlord/Neighbor
 - Police Officer
 - Psychotic Episode
 - Shop Owner/Patron
 - Traffic Parking
 - Unprovoked
 - Workplace

Please note: This map excludes the fatal Cambridge Police officer-involved shooting of Sayed Faisal on January 4, 2023.

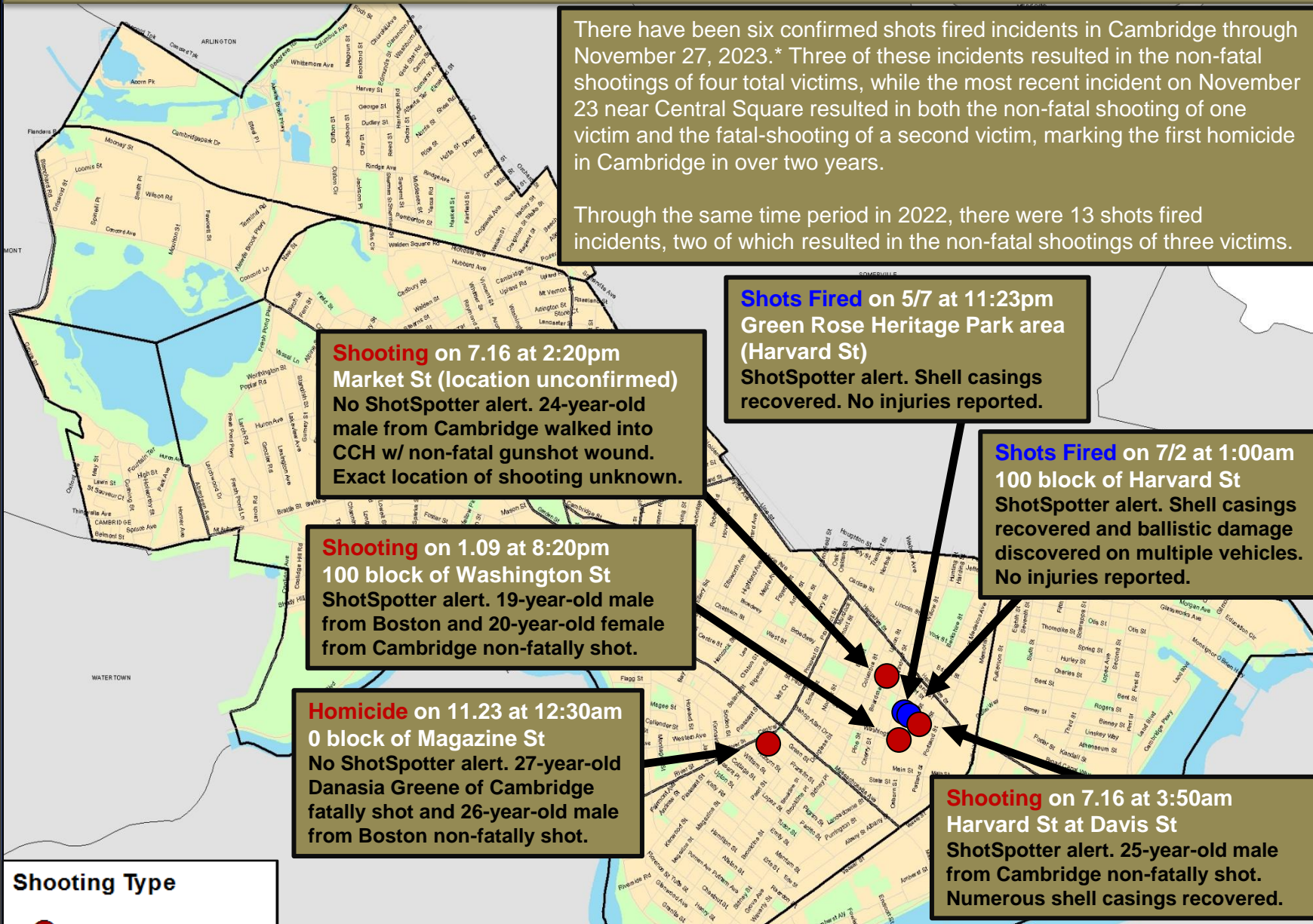


Confirmed Shots Fired and Shootings in Cambridge: 1.1.23 – 11.27.23

Cambridge Police BridgeStat

There have been six confirmed shots fired incidents in Cambridge through November 27, 2023.* Three of these incidents resulted in the non-fatal shootings of four total victims, while the most recent incident on November 23 near Central Square resulted in both the non-fatal shooting of one victim and the fatal-shooting of a second victim, marking the first homicide in Cambridge in over two years.

Through the same time period in 2022, there were 13 shots fired incidents, two of which resulted in the non-fatal shootings of three victims.



Shooting on 7.16 at 2:20pm
Market St (location unconfirmed)
No ShotSpotter alert. 24-year-old male from Cambridge walked into CCH w/ non-fatal gunshot wound. Exact location of shooting unknown.

Shots Fired on 5/7 at 11:23pm
Green Rose Heritage Park area (Harvard St)
ShotSpotter alert. Shell casings recovered. No injuries reported.

Shots Fired on 7/2 at 1:00am
100 block of Harvard St
ShotSpotter alert. Shell casings recovered and ballistic damage discovered on multiple vehicles. No injuries reported.

Shooting on 1.09 at 8:20pm
100 block of Washington St
ShotSpotter alert. 19-year-old male from Boston and 20-year-old female from Cambridge non-fatally shot.

Homicide on 11.23 at 12:30am
0 block of Magazine St
No ShotSpotter alert. 27-year-old Danasia Greene of Cambridge fatally shot and 26-year-old male from Boston non-fatally shot.

Shooting on 7.16 at 3:50am
Harvard St at Davis St
ShotSpotter alert. 25-year-old male from Cambridge non-fatally shot. Numerous shell casings recovered.

Shooting Type

- Shooting w/ Victim(s)
- Shots Fired (no victims)

*Please note: This figure/map excludes the fatal Cambridge Police officer-involved shooting of Sayed Faisal on January 4, 2023.



Robbery

No Patterns

- The five-year average for overall robbery in Cambridge for the first 11 months of the year is 74 incidents. Through November 27th of 2023, 121 robberies were recorded, which translates to a 64% increase above the projected total and a 34% incline above the 90 robberies counted through November 27th of 2022.
- There have been 34 commercial robberies reported through 11/27 of this year. This total is 100% above the 17 reported through 11/27 of last year and 127% above the five-year average of 15. Part of the increase in 2023 can be attributed to a regional pattern of armed commercial robberies involving a lone male suspect with a firearm that affected both Cambridge and Boston during the first quarter, as well as a regional pattern of armed robberies at convenience stores in October. Many of the remaining commercial robberies this year have involved escalated shoplifting incidents at local retail and drug stores.
- The 87 street robberies reported year-to-date in 2023 are up 19% over the 73 reported through this time in 2022 and are up 47% over the five-year average of 59. Despite the increase, there are no active street robbery patterns in Cambridge at the present time. However, the past few months have seen an increase in pack robberies involving groups of juveniles and acquaintance robberies between unhoused individuals, particularly in the Central and Harvard Square areas.

Percent Change

Last 4 Weeks

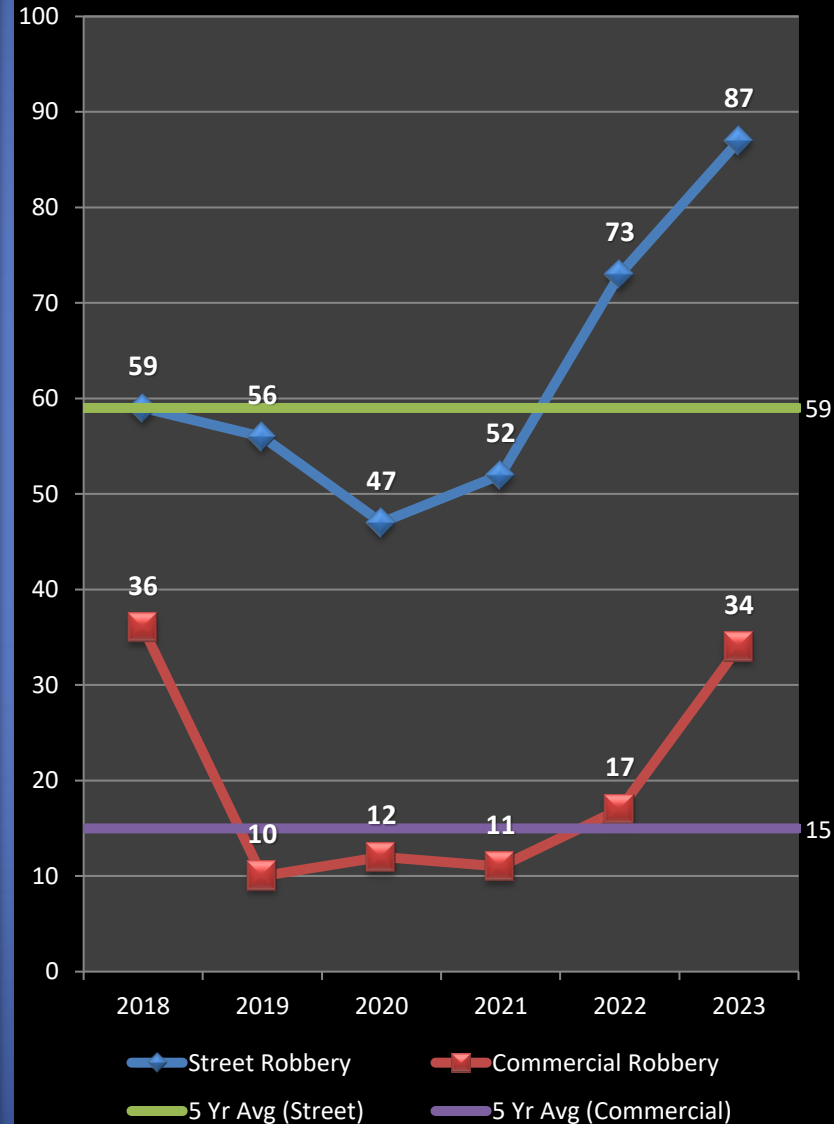
0%

Previous Year

+34%

5-Year Average

+64%





Geographic Breakdown of Street Robberies: 1.1.23 – 11.27.23

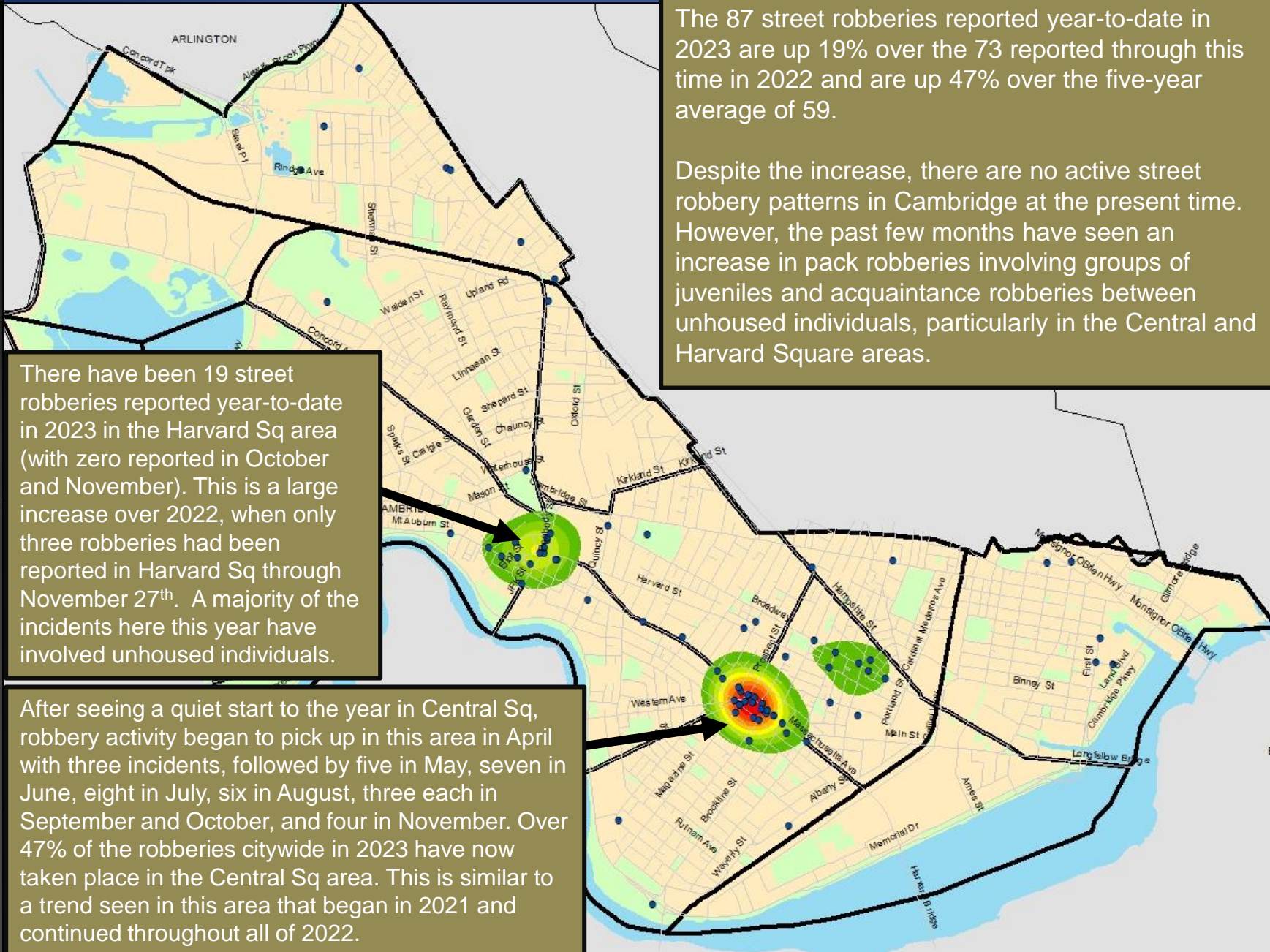
Cambridge Police BridgeStat

The 87 street robberies reported year-to-date in 2023 are up 19% over the 73 reported through this time in 2022 and are up 47% over the five-year average of 59.

Despite the increase, there are no active street robbery patterns in Cambridge at the present time. However, the past few months have seen an increase in pack robberies involving groups of juveniles and acquaintance robberies between unhoused individuals, particularly in the Central and Harvard Square areas.

There have been 19 street robberies reported year-to-date in 2023 in the Harvard Sq area (with zero reported in October and November). This is a large increase over 2022, when only three robberies had been reported in Harvard Sq through November 27th. A majority of the incidents here this year have involved unhoused individuals.

After seeing a quiet start to the year in Central Sq, robbery activity began to pick up in this area in April with three incidents, followed by five in May, seven in June, eight in July, six in August, three each in September and October, and four in November. Over 47% of the robberies citywide in 2023 have now taken place in the Central Sq area. This is similar to a trend seen in this area that began in 2021 and continued throughout all of 2022.





Geographic Breakdown of Commercial Robberies: 1.1.23 – 11.27.23

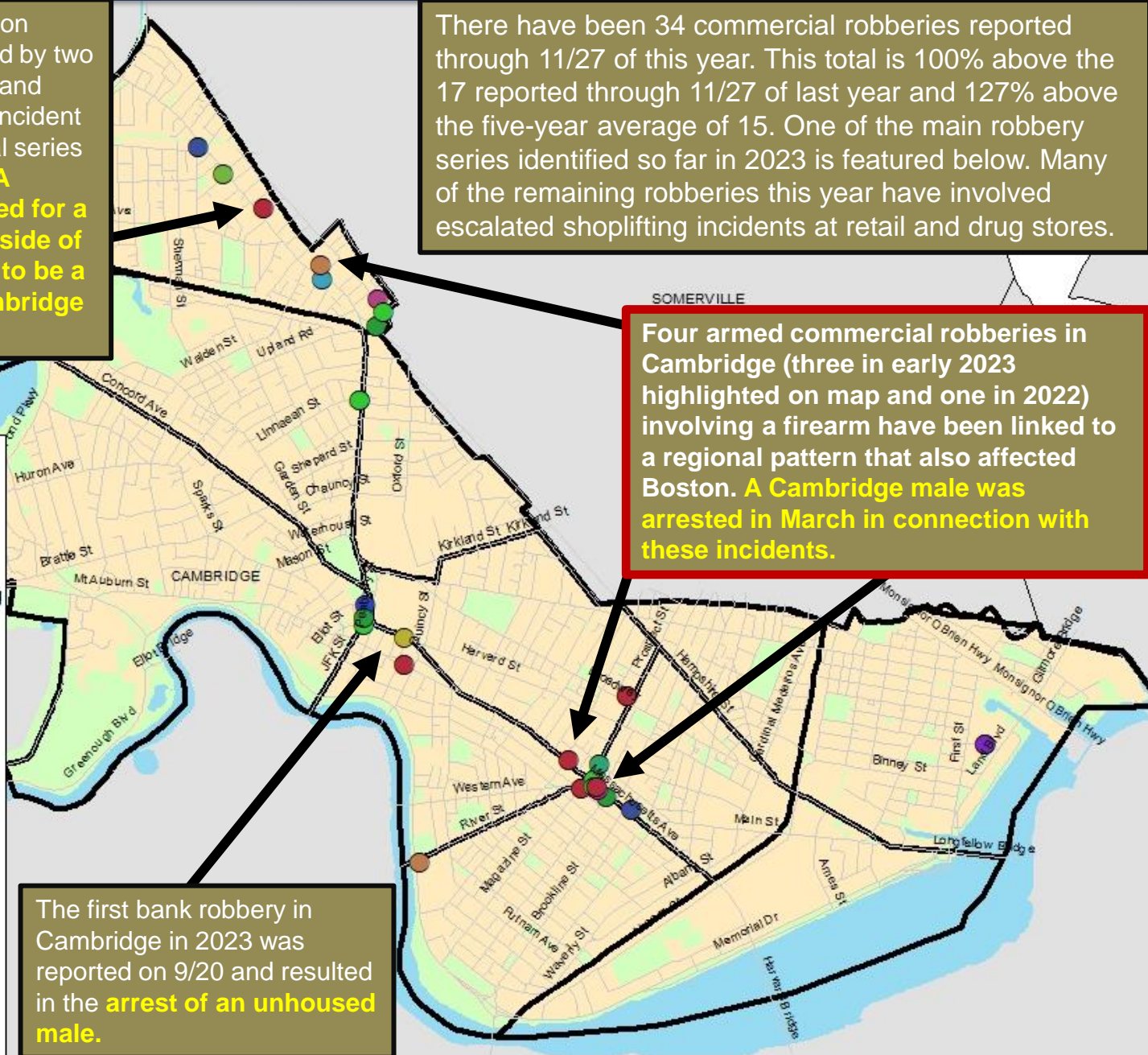
A convenience store on Mass Ave was robbed by two males with a firearm and knife on 10/16. This incident was part of a regional series of armed robberies. **A Boston male arrested for a related incident outside of the City is believed to be a suspect in this Cambridge robbery as well.**

There have been 34 commercial robberies reported through 11/27 of this year. This total is 100% above the 17 reported through 11/27 of last year and 127% above the five-year average of 15. One of the main robbery series identified so far in 2023 is featured below. Many of the remaining robberies this year have involved escalated shoplifting incidents at retail and drug stores.

Four armed commercial robberies in Cambridge (three in early 2023 highlighted on map and one in 2022) involving a firearm have been linked to a regional pattern that also affected Boston. A Cambridge male was arrested in March in connection with these incidents.

- Commercial Robbery**
- Premise Type**
- Bank
 - Books/Comics
 - Commercial Building
 - Convenience Store
 - Drug Store
 - Eyeglass/Optician
 - Fast Food
 - Gasoline Station
 - Grocery
 - Hair/Beauty
 - Liquor Store
 - Restaurant/Bar
 - Misc. Retail
 - Shopping Mall

The first bank robbery in Cambridge in 2023 was reported on 9/20 and resulted in the **arrest of an unhoused male.**





Burglary

No Patterns

- The property index crime of burglary, the combination of residential and commercial breaks, has recorded an increase of 25% through November 27th of 2023 when compared to the five-year average, with 48 additional incidents reported above the projected total of 193 breaks. When compared with last year's total of 225 incidents for the first 11 months of the year, a 7% increase has registered (up 16 incidents in 2023).
- Housebreaks year-to-date in 2023 are down by one incident when compared to 2022 (decreasing 1% from 179 to 178). June saw the largest number of housebreaks to date in 2023 with 25 reported.
 - Suspects have been arrested or otherwise identified in 48 of the housebreaks so far this year.
 - In June, two people were connected to an apartment building in the Port that has reported the largest number of breaks at one location citywide in 2023. An arrest was made in connection with one of the breaks and property linking individuals to numerous other crimes was recovered.
- Commercial breaks for the first 11 months of 2023 have risen by 17 crimes (+37%), from 46 in 2022 to 63 in 2023.
 - There were five related commercial breaks in June and a Cambridge resident has been charged in connection with all five incidents (see map on slide 15).
 - Seven locations have experienced more than one break this year.
 - Six of the commercial breaks were attempts, where no entry was gained.

Percent Change

Last 4 Weeks

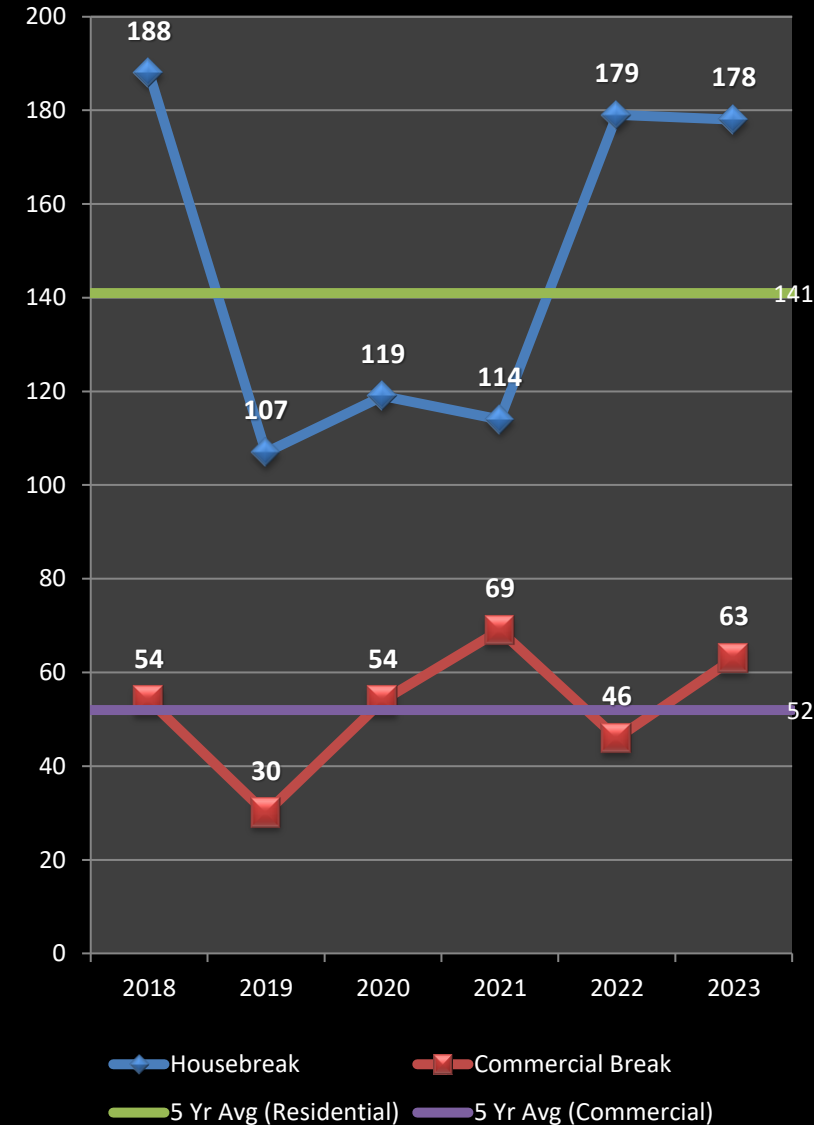
+9%

Previous Year

+7%

5-Year Average

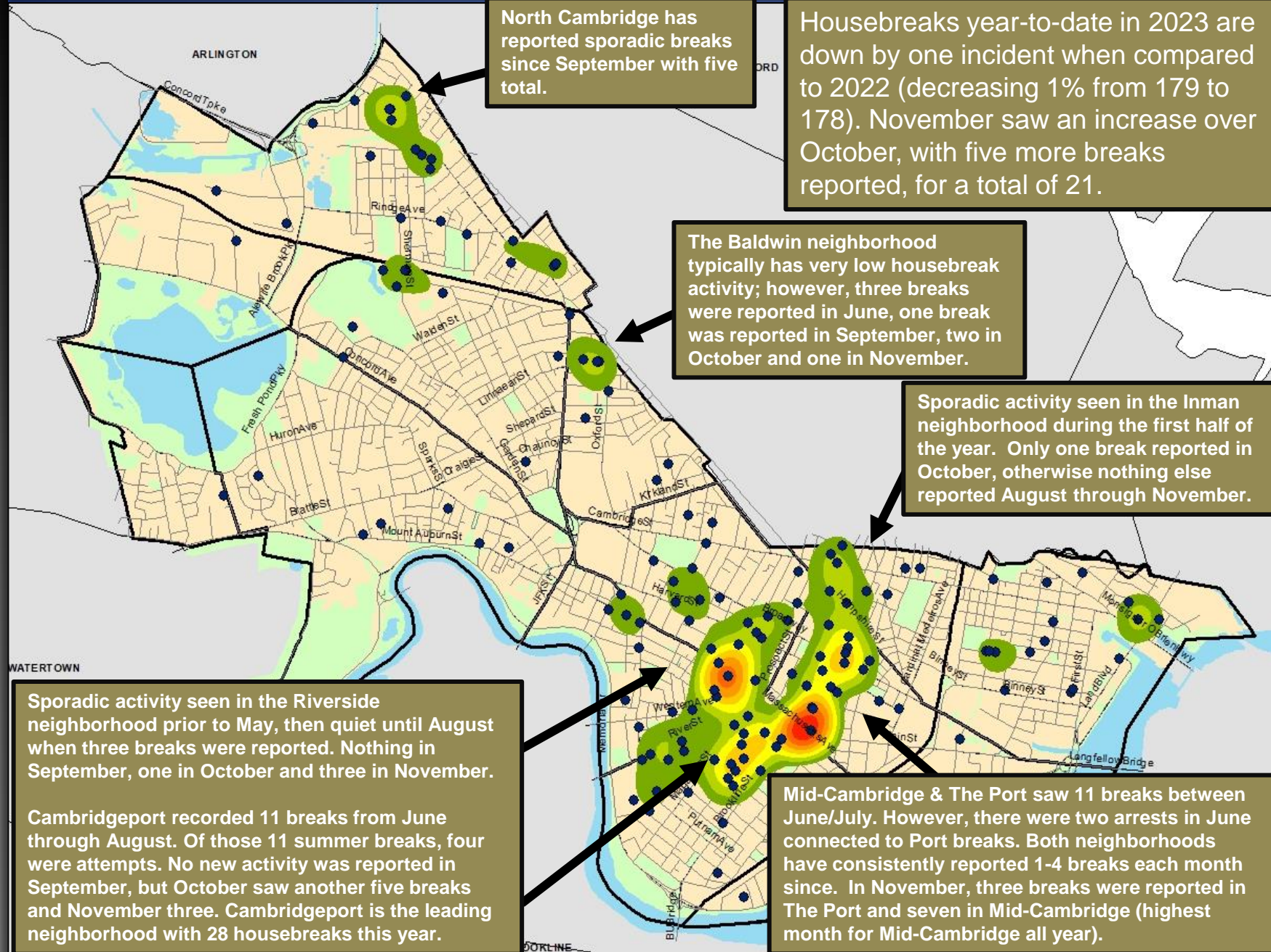
+25%





Geographic Breakdown of Housebreaks: 1.1.23 – 11.27.23

Cambridge Police BridgeStat



North Cambridge has reported sporadic breaks since September with five total.

Housebreaks year-to-date in 2023 are down by one incident when compared to 2022 (decreasing 1% from 179 to 178). November saw an increase over October, with five more breaks reported, for a total of 21.

The Baldwin neighborhood typically has very low housebreak activity; however, three breaks were reported in June, one break was reported in September, two in October and one in November.

Sporadic activity seen in the Inman neighborhood during the first half of the year. Only one break reported in October, otherwise nothing else reported August through November.

Sporadic activity seen in the Riverside neighborhood prior to May, then quiet until August when three breaks were reported. Nothing in September, one in October and three in November.

Cambridgeport recorded 11 breaks from June through August. Of those 11 summer breaks, four were attempts. No new activity was reported in September, but October saw another five breaks and November three. Cambridgeport is the leading neighborhood with 28 housebreaks this year.

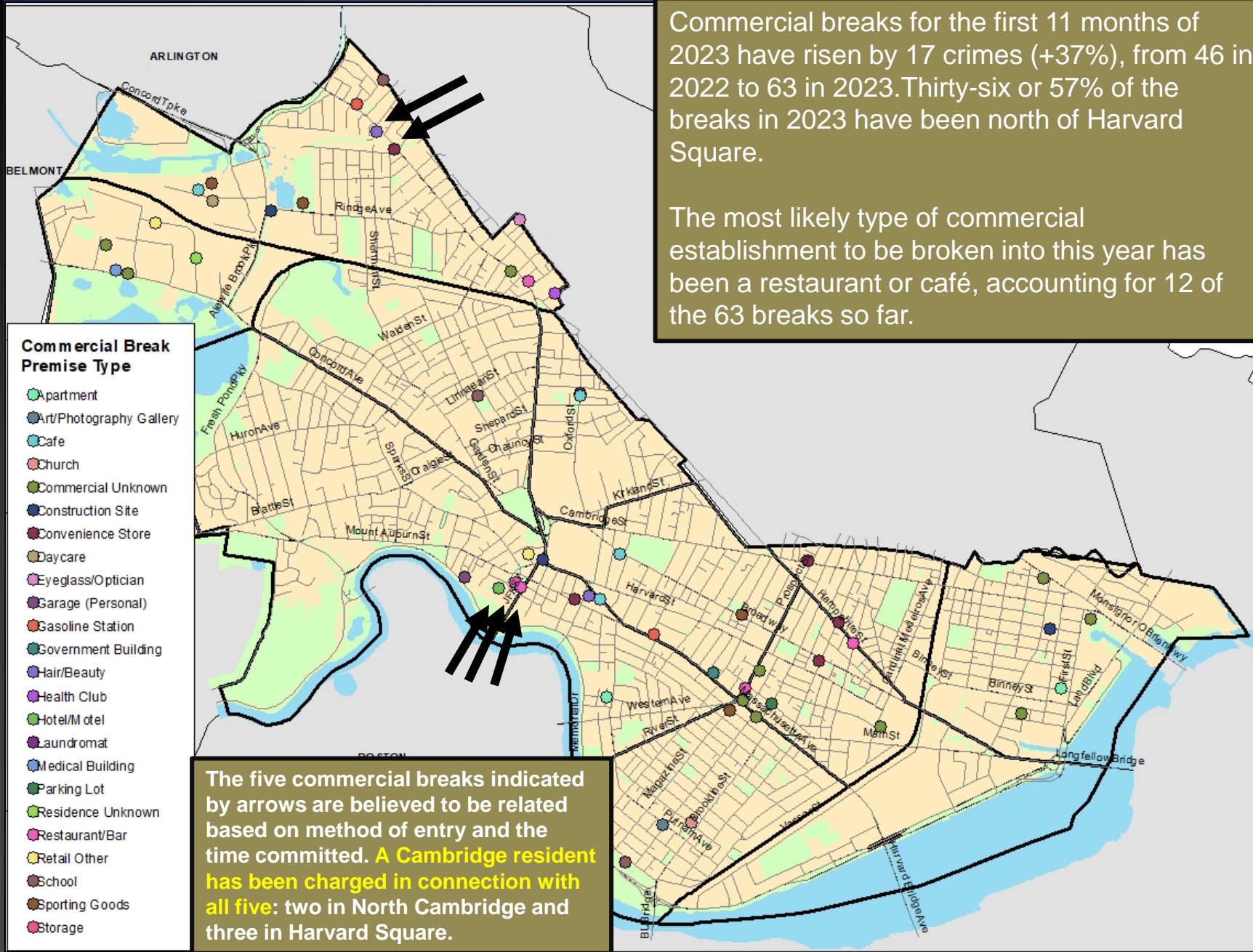
Mid-Cambridge & The Port saw 11 breaks between June/July. However, there were two arrests in June connected to Port breaks. Both neighborhoods have consistently reported 1-4 breaks each month since. In November, three breaks were reported in The Port and seven in Mid-Cambridge (highest month for Mid-Cambridge all year).



Geographic Breakdown of Commercial Breaks: 1.1.23 – 11.27.23

Commercial breaks for the first 11 months of 2023 have risen by 17 crimes (+37%), from 46 in 2022 to 63 in 2023. Thirty-six or 57% of the breaks in 2023 have been north of Harvard Square.

The most likely type of commercial establishment to be broken into this year has been a restaurant or café, accounting for 12 of the 63 breaks so far.



The five commercial breaks indicated by arrows are believed to be related based on method of entry and the time committed. **A Cambridge resident has been charged in connection with all five: two in North Cambridge and three in Harvard Square.**



LARCENY

No Patterns

Percent Change

Last 4 Weeks

-5%

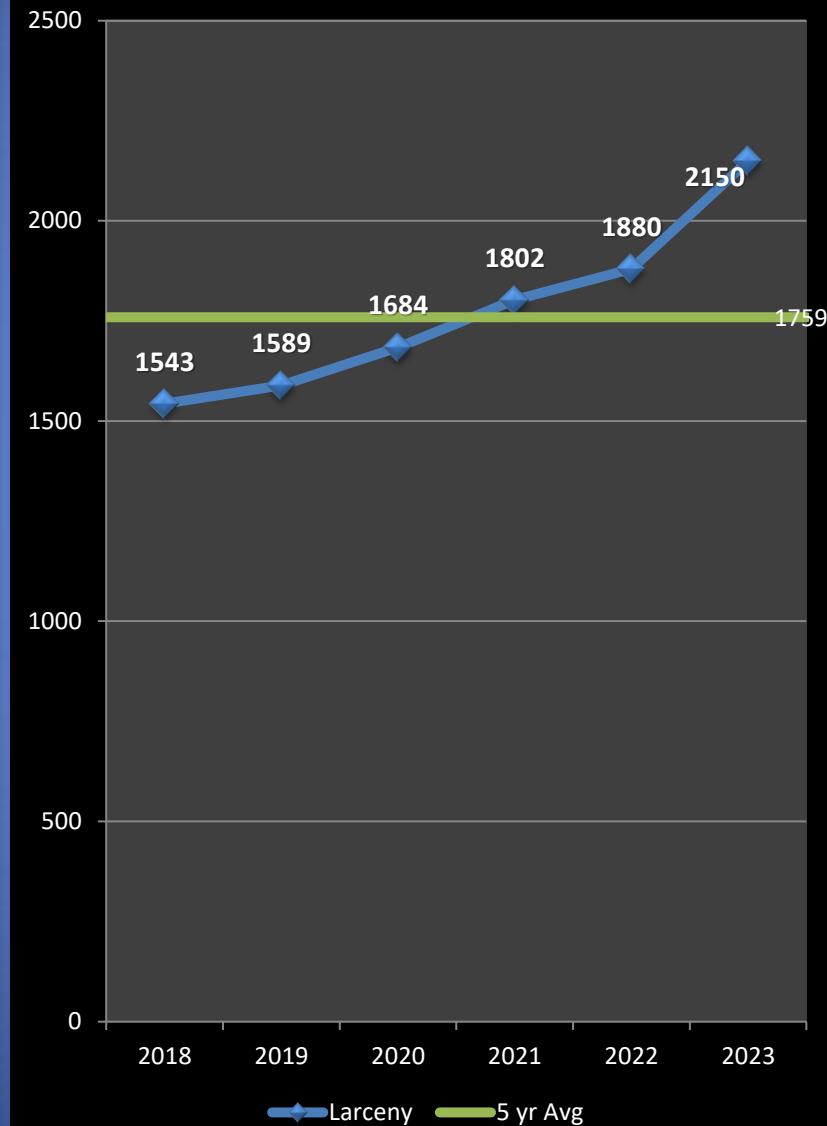
Previous Year

+14%

5-Year Average

+22%

- Preliminary stats indicate that overall larceny through November 27, 2023, is registering at 2,150 incidents, 14% above the same time frame in 2022. The total of 2,150 larcenies reported year-to-date in 2023 is also 22% above the 5-year average of 1,759 incidents.
- The larceny from motor vehicles total through 11/27/23 is 303 incidents, 25% below the same time frame in 2022. The 303 thefts reported are also 47 less than the number forecasted for 2023. The decrease in 2023 compared to last year can be attributed to a drop in catalytic converter thefts in 2023—in 2022, 123 were reported through 11/27/22, while only 21 have been reported so far this year.
- Through November 27, 2023, there were 90 larcenies from the person reported in Cambridge, down 19 incidents (-17%) compared to both the same time period in 2022 and compared to the five-year average of 109. Central Square has seen the most activity so far this year with 40 incidents.
- There were 181 larcenies from buildings reported through November 27th, 2023. This total is 9% below last year with 17 fewer thefts reported in 2023, but it is 14 incidents (8%) above the 5-year average. The increase seen over the last two years can be at least partially attributed to the continued trend of thefts from lockers at local gyms in Porter and Central Squares.
- Larcenies from residences are up 42 incidents (13%) in 2023 when compared with 2022. Package thefts have made up the majority of this crime type in recent years and registered even higher than average in 2020-2022, likely due to the increased volume of deliveries during the pandemic. Package thefts have accounted for 258 (or 69%) of the 372 larcenies from residences thus far in 2023.
- There were 551 larcenies of bicycles reported through November 27th of 2023. This total is 92 incidents (+20%) above last year's total and 51 incidents (+10%) above the five-year average of 500. The warmer and less snowy weather this past winter when compared to 2022 may partly be a cause for the increase so far in 2023, as overall ridership may have remained higher this year.





LARCENY From MV

No Patterns

- The larceny from motor vehicle total for the first 11 months of 2023 is 303 incidents, which is 25% below the total for the same time period in 2022. The total of 303 thefts from cars reported thus far in 2023 is also 47 incidents (-13%) below the number forecasted through the first 47 weeks of 2023.
- The neighborhoods with the highest larceny from motor vehicle totals so far in 2023 are: North Cambridge (61), Cambridgeport (42), Peabody (40), and Riverside (36).
- Comparing the last four weeks (November) to the previous four (October), there was a 5% increase in larcenies from motor vehicles, with only one more crime reported.
- There have been multiple larcenies from motor vehicles this year where suspects have also tampered with the ignition in an unsuccessful attempt to steal the vehicle. This can be attributed to a recent TikTok trend targeting Kia and Hyundai vehicles.
- Catalytic converter thefts became a problem in Cambridge in January of 2021. Surges continued sporadically throughout 2021 and 2022, with at least 128 reported in 2022 alone. This activity has not been as prolific in 2023, with only 21 incidents reported so far this year compared to the 113 thefts reported during the same time frame in 2022. In fact, not a single catalytic converter theft has been reported stolen in Cambridge since April.
 - The majority of the catalytic converter thefts in Cambridge have involved 2004-2009 Toyota Priuses.
 - Earlier in 2023, the majority of the catalytic converter theft activity was reported overnight in the upper half of Cambridge, north and west of Harvard Square.

Percent Change

Last 4 Weeks

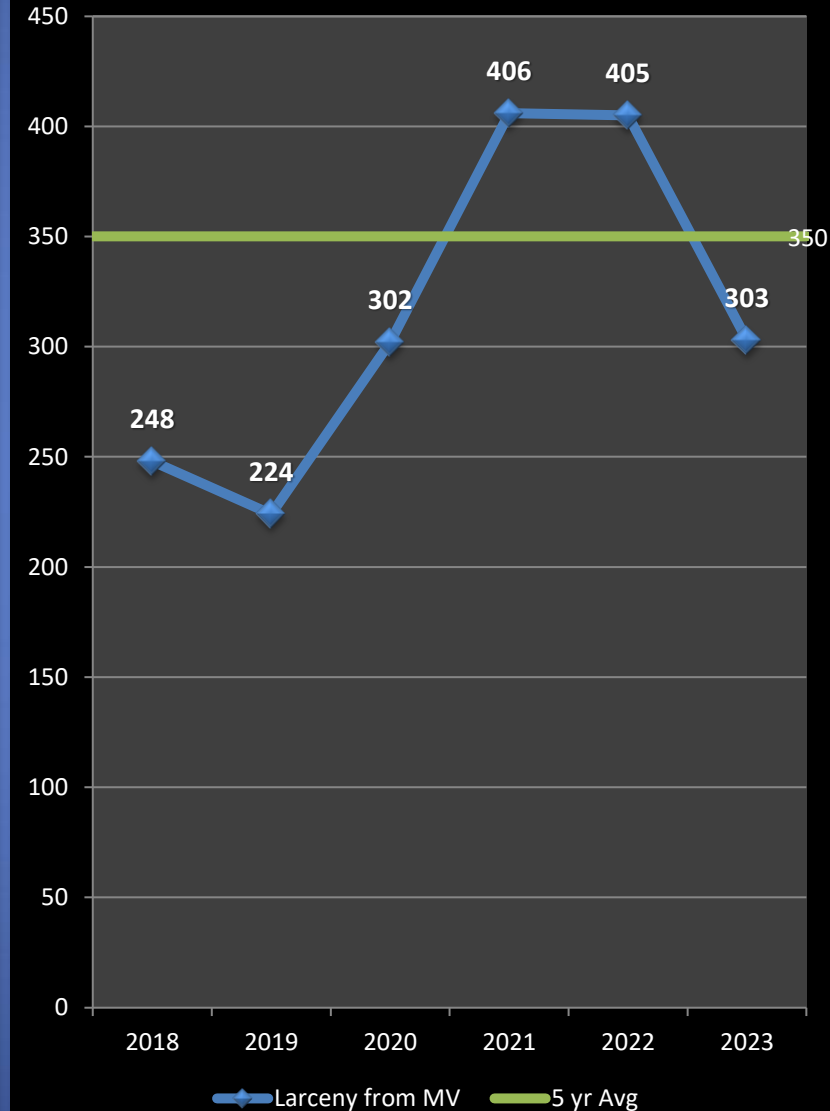
+5%

Previous Year

-25%

5-Year Average

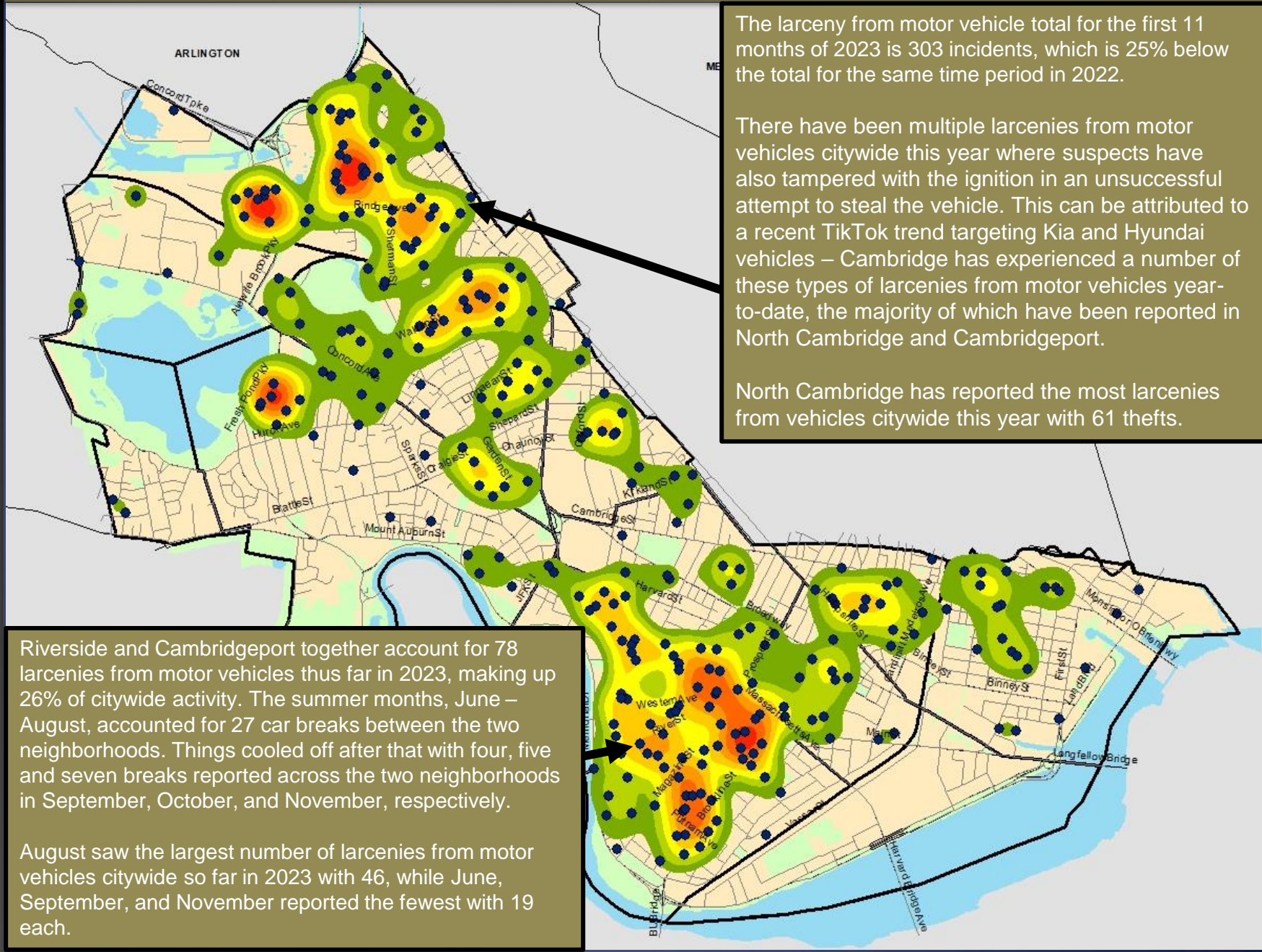
-13%





Geographic Breakdown of Larceny from Motor Vehicles: 1.1.23 – 11.27.23

Cambridge Police BridgeStat



The larceny from motor vehicle total for the first 11 months of 2023 is 303 incidents, which is 25% below the total for the same time period in 2022.

There have been multiple larcenies from motor vehicles citywide this year where suspects have also tampered with the ignition in an unsuccessful attempt to steal the vehicle. This can be attributed to a recent TikTok trend targeting Kia and Hyundai vehicles – Cambridge has experienced a number of these types of larcenies from motor vehicles year-to-date, the majority of which have been reported in North Cambridge and Cambridgeport.

North Cambridge has reported the most larcenies from vehicles citywide this year with 61 thefts.

Riverside and Cambridgeport together account for 78 larcenies from motor vehicles thus far in 2023, making up 26% of citywide activity. The summer months, June – August, accounted for 27 car breaks between the two neighborhoods. Things cooled off after that with four, five and seven breaks reported across the two neighborhoods in September, October, and November, respectively.

August saw the largest number of larcenies from motor vehicles citywide so far in 2023 with 46, while June, September, and November reported the fewest with 19 each.

November 2023



LARCENY from Person

No Patterns

Percent Change

Last 4 Weeks

-14%

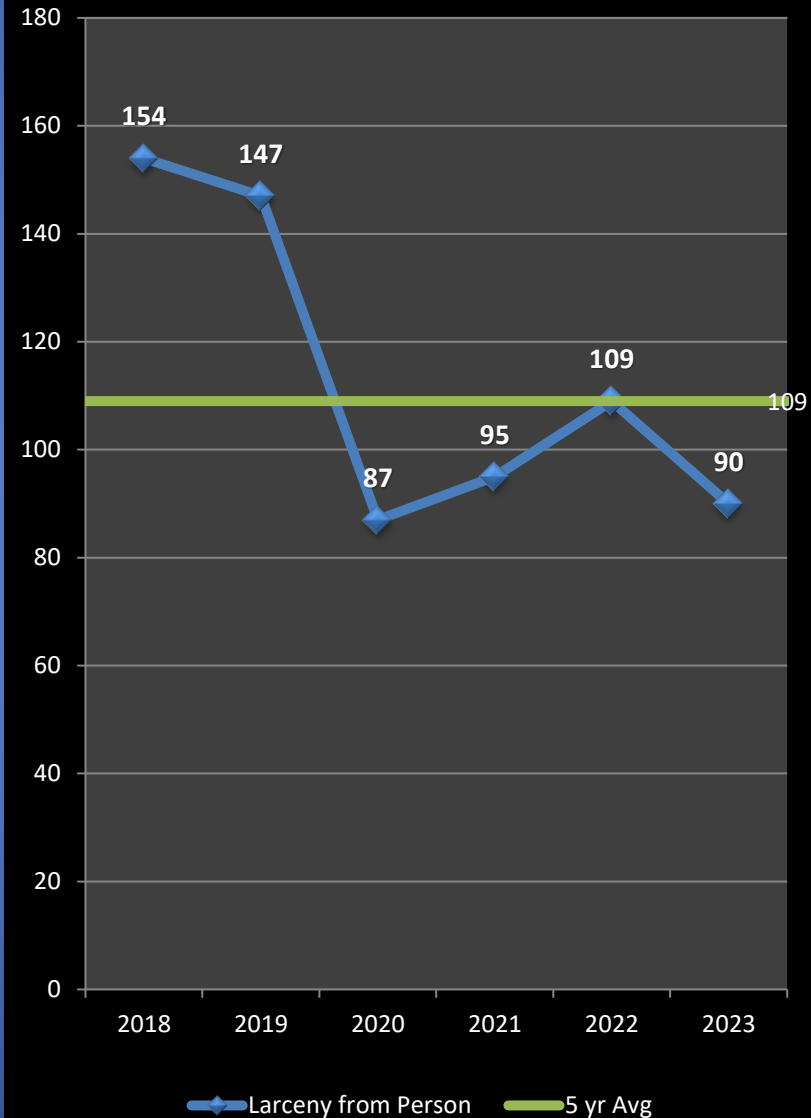
Previous Year

-17%

5-Year Average

-17%

- Larcenies from the person during the first 11 months of 2023 decreased by 19 incidents (-17%) below both the same time period in 2022 and the five-year average of 109. Six thefts were reported in the past four weeks (November), which is one less than the previous four weeks (October).
- Forty of the 90 incidents year-to-date in 2023 took place in Central Square. The other incidents took place throughout the city, with Harvard Square registering the next largest amount with 25 thefts, followed by seven in the East Cambridge / CambridgeSide area, six in the Porter Square area, four in the Cambridgeport / Riverside area, three in the Alewife/West Cambridge area, two each in the Kendall Square/MIT area and Inman Square, and one in the Bay Square area. This crime type still has not fully returned to pre-COVID levels; in 2018 and 2019, numbers were registering in the mid 100s through November.
- In recent years, higher numbers in Central Square have mainly been due to grab-and-run situations and/or incidents that involved individuals who are unhoused whose property may have been stolen while they were asleep or otherwise distracted. Twenty-seven of the 40 thefts in Central Square thus far in 2023 have fallen into these categories.





LARCENY of Bicycle

No Patterns

Percent Change

Last 4 Weeks

Previous Year

5-Year Average

-20%

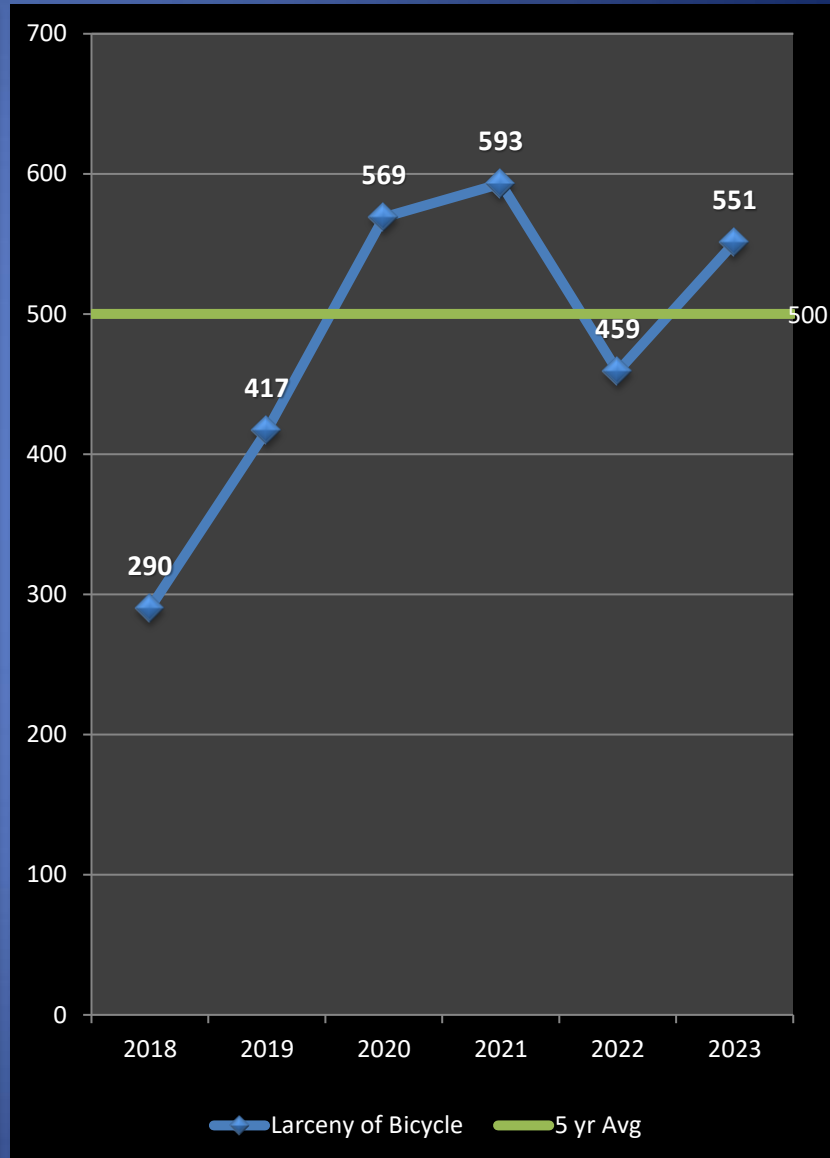
+20%

+10%

- Likely due at least in part to the warmer weather and limited snow earlier this year, 2023 started off with an increase in bike thefts when compared to 2022, and this has continued through November. There were 551 thefts reported citywide through November 27th, 2023, compared to 459 through the same time in 2022, equaling a 20% increase this year. Additionally, the 2023 total is 10% (51 incidents) above the five-year average of 500.
- May saw the highest number of reported bike thefts so far this year with 75, followed by October with 69.
- Only 169 bike thefts or 31% of all citywide thefts have occurred North of Harvard Square.
- Of the 551 bike thefts reported so far in 2023, 396 (72%) were reportedly locked at the time of the theft.

Top Neighborhoods for Bike Theft in 2023:

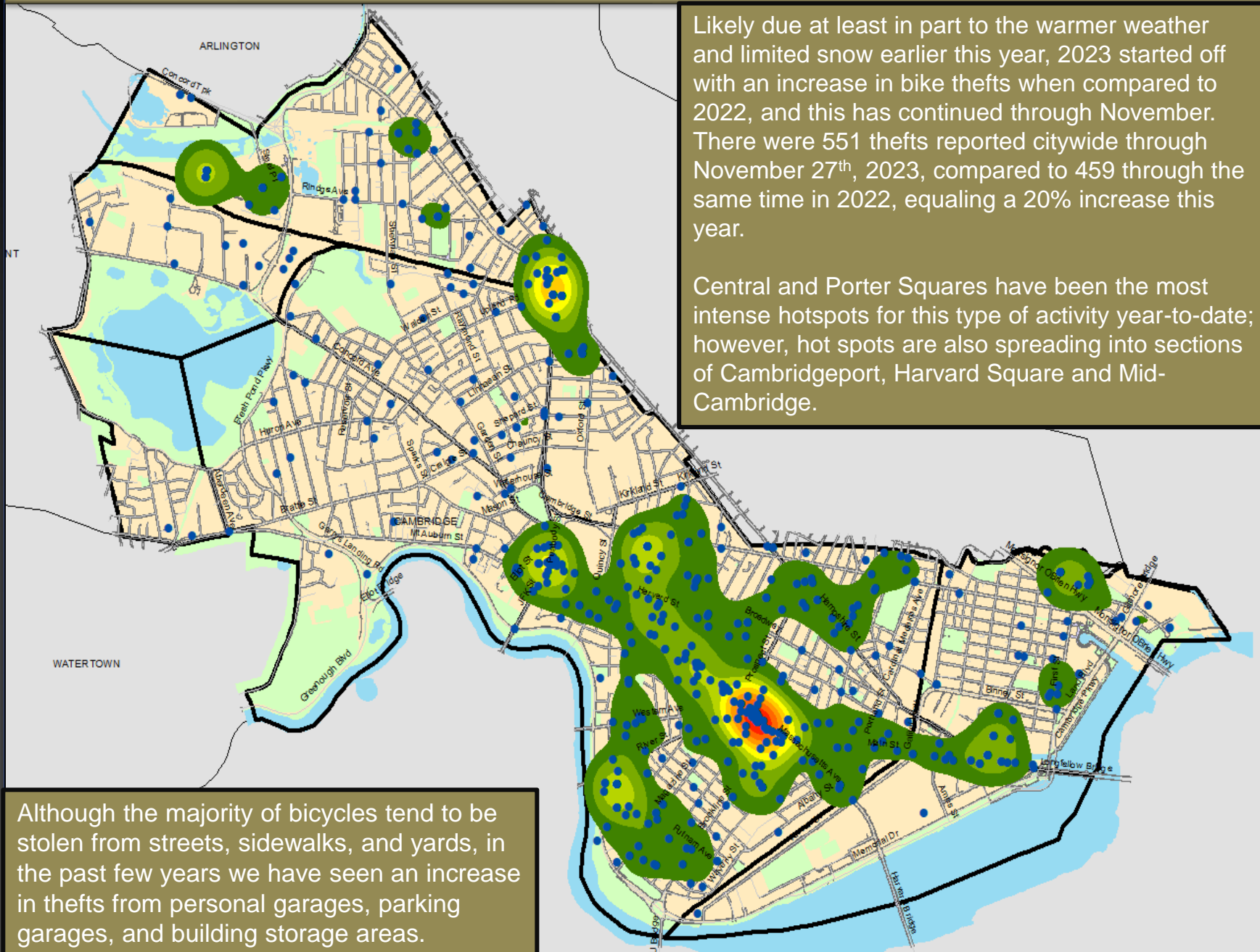
Neighborhood	YTD Total	% Citywide
Cambridgeport	95	17%
Mid-Cambridge	82	15%
North Cambridge	80	15%
East Cambridge	58	11%
The Port	55	10%





Geographic Breakdown of Larceny of Bicycles: 1.1.23 – 11.27.23

Cambridge Police BridgeStat



Likely due at least in part to the warmer weather and limited snow earlier this year, 2023 started off with an increase in bike thefts when compared to 2022, and this has continued through November. There were 551 thefts reported citywide through November 27th, 2023, compared to 459 through the same time in 2022, equaling a 20% increase this year.

Central and Porter Squares have been the most intense hotspots for this type of activity year-to-date; however, hot spots are also spreading into sections of Cambridgeport, Harvard Square and Mid-Cambridge.

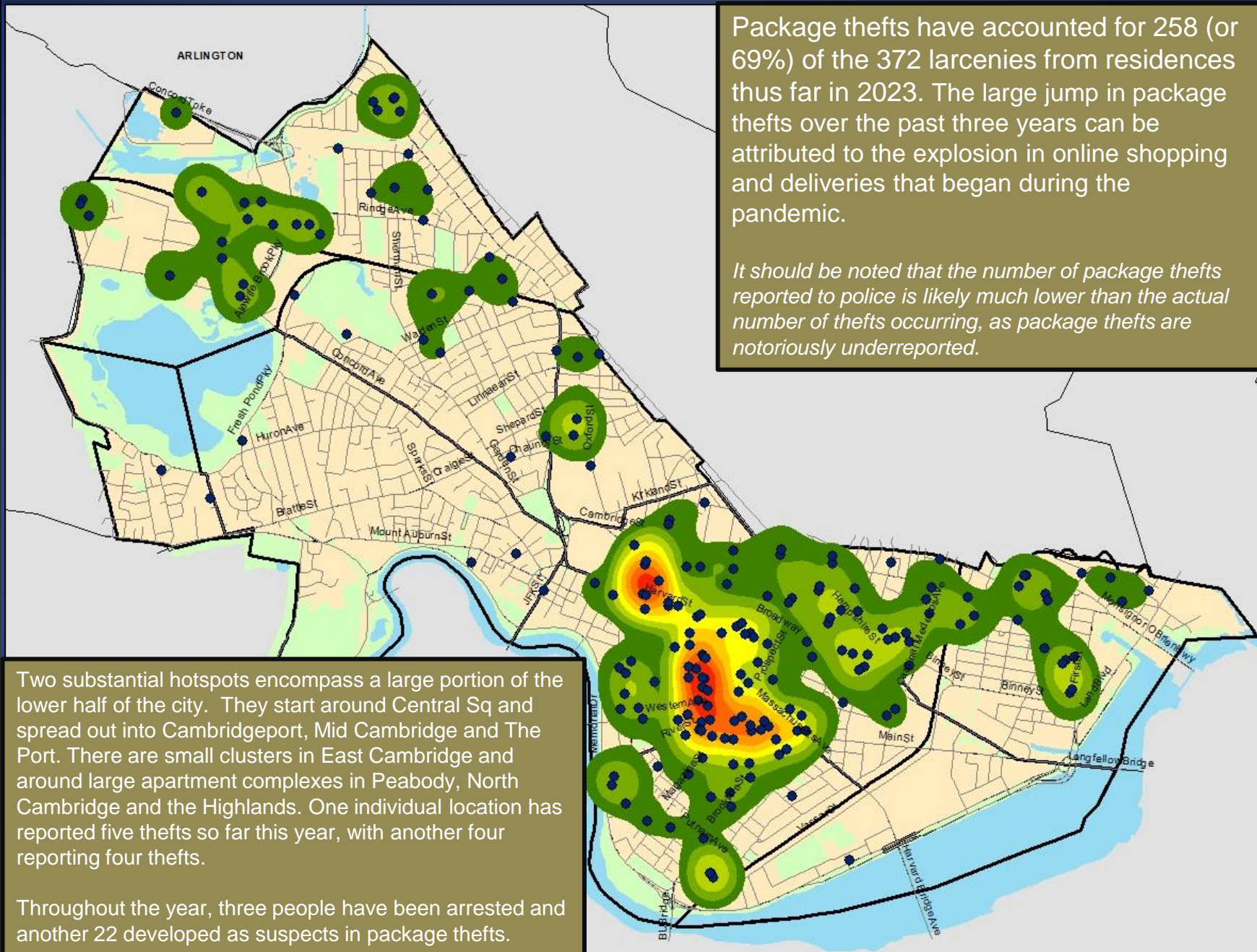
Although the majority of bicycles tend to be stolen from streets, sidewalks, and yards, in the past few years we have seen an increase in thefts from personal garages, parking garages, and building storage areas.



Geographic Breakdown of Package Thefts: 1.1.23 – 11.27.23

Package thefts have accounted for 258 (or 69%) of the 372 larcenies from residences thus far in 2023. The large jump in package thefts over the past three years can be attributed to the explosion in online shopping and deliveries that began during the pandemic.

It should be noted that the number of package thefts reported to police is likely much lower than the actual number of thefts occurring, as package thefts are notoriously underreported.



Two substantial hotspots encompass a large portion of the lower half of the city. They start around Central Sq and spread out into Cambridgeport, Mid Cambridge and The Port. There are small clusters in East Cambridge and around large apartment complexes in Peabody, North Cambridge and the Highlands. One individual location has reported five thefts so far this year, with another four reporting four thefts.

Throughout the year, three people have been arrested and another 22 developed as suspects in package thefts.

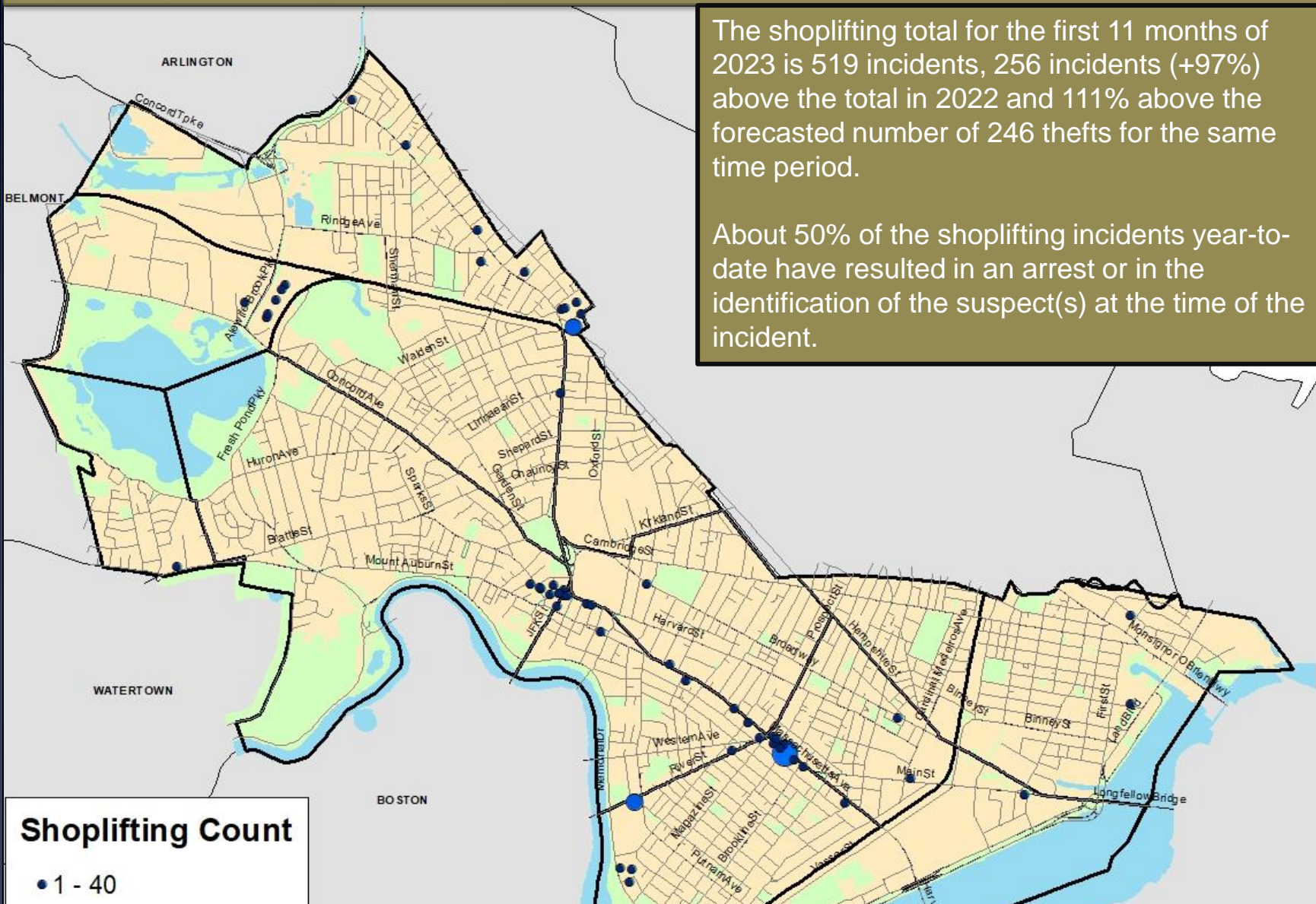


Geographic Breakdown of Shoplifting: 1.1.23 – 11.27.23

Cambridge Police BridgeStat

The shoplifting total for the first 11 months of 2023 is 519 incidents, 256 incidents (+97%) above the total in 2022 and 111% above the forecasted number of 246 thefts for the same time period.

About 50% of the shoplifting incidents year-to-date have resulted in an arrest or in the identification of the suspect(s) at the time of the incident.



Shoplifting Count

- 1 - 40
- 41 - 75
- 76 - 175

Target in Central Sq has reported the most shoplifting incidents so far this year with 175 thefts, followed by the Target in Porter Sq with 49 thefts and the Walgreens on River Street with 45.



AUTO THEFT

No Patterns

Percent Change

Last 4 Weeks

+9%

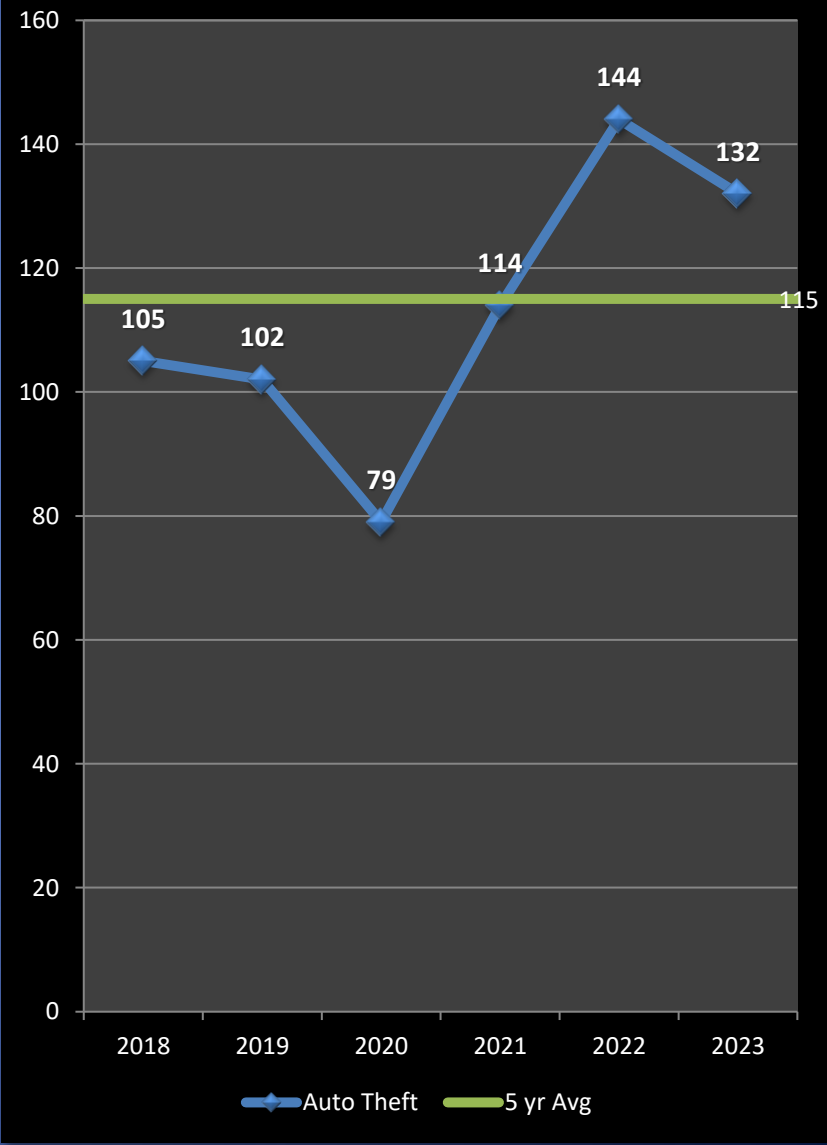
Previous Year

-8%

5-Year Average

+15%

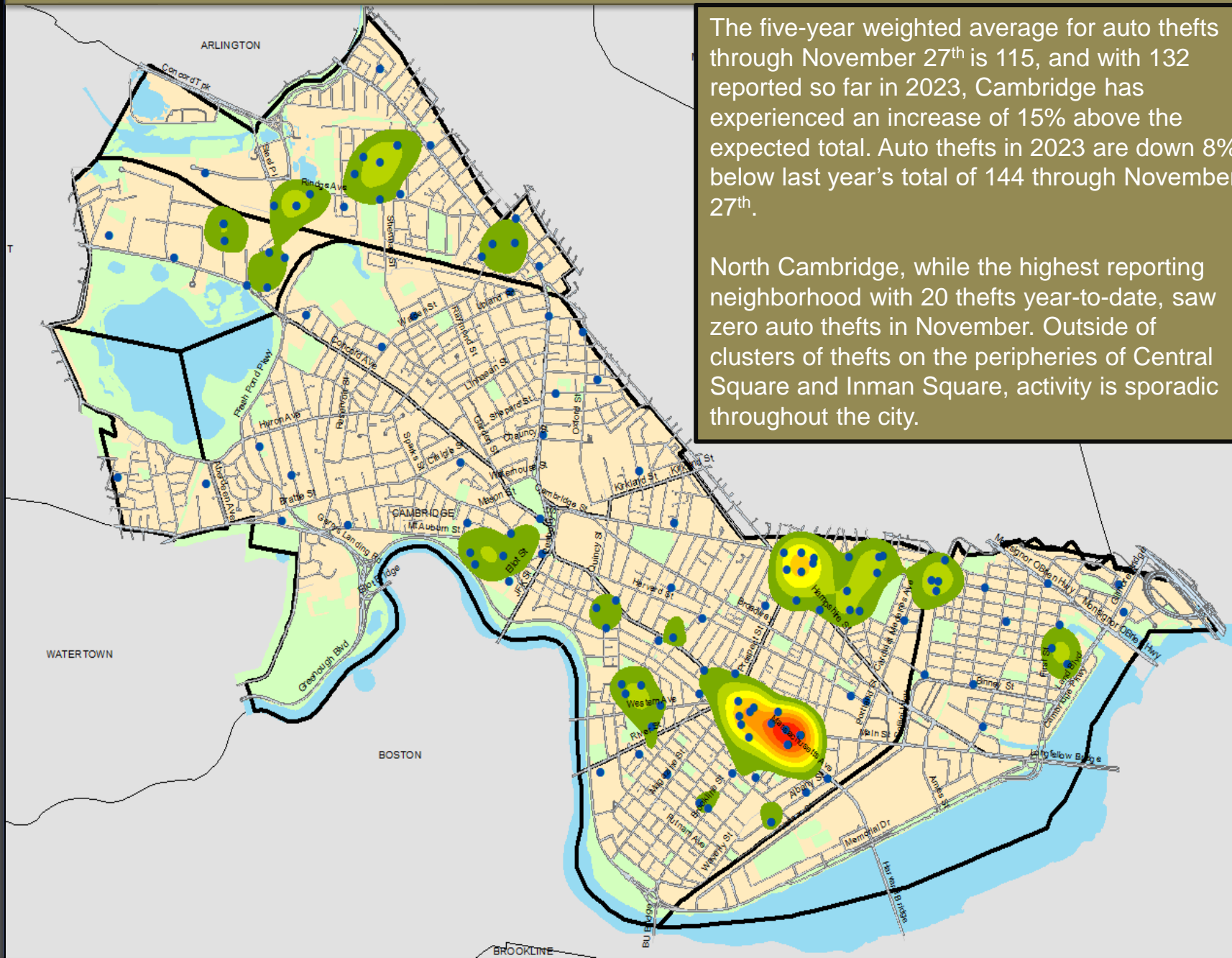
- The five-year weighted average for auto thefts through November 27th is 115, and with 132 reported so far in 2023, Cambridge has experienced an increase of 15% above the expected total. Meanwhile, auto thefts in 2023 are down 8% below last year's total of 144 through November 27th.
- When comparing the most recent four weeks (November) to the previous four weeks (October), auto thefts increased by 9%, with one more incident reported in November than in October.
- The neighborhood breakdown for auto theft totals so far in 2023 is as follows: North Cambridge – 20; Cambridgeport – 19; East Cambridge – 16; Inman/Harrington – 13; The Port – 12; Riverside and West Cambridge – 11 each; the Highlands – 9; Mid-Cambridge – 8; Baldwin – 6; Peabody – 5; and Strawberry Hill – 2.
- There have been multiple thefts reported so far in 2023 where the operator left the vehicle unlocked and running in order to warm up the vehicle, deliver a package, or grab food. When the victim returned, the vehicle was gone.
- As is typically expected with the arrival of cooler weather, only one of the 12 thefts reported since October 31st involved that of a two-wheeled vehicle (mopeds and scooters).
- There was an emerging trend in Cambridge and regionally at the beginning of the year of Kia and Hyundai thefts due to a recent TikTok trend targeting these vehicles. There have been at least ten of these thefts in Cambridge so far in 2023, as well as multiple breaks into these model cars.
- 57 of the 132 vehicles reported stolen so far in 2023 have been recovered to date.





Geographic Breakdown of Auto Theft: 1.1.23 – 11.27.23

Cambridge Police BridgeStat



The five-year weighted average for auto thefts through November 27th is 115, and with 132 reported so far in 2023, Cambridge has experienced an increase of 15% above the expected total. Auto thefts in 2023 are down 8% below last year's total of 144 through November 27th.

North Cambridge, while the highest reporting neighborhood with 20 thefts year-to-date, saw zero auto thefts in November. Outside of clusters of thefts on the peripheries of Central Square and Inman Square, activity is sporadic throughout the city.



Help Prevent Crime

And keep yourself informed!

To receive information from the CPD:

- Sign up with for the **Cambridge Alert Network**, to receive alerts about emerging crime patterns, neighborhood meetings, and crime prevention tips, by visiting www.CambridgeMa.gov/AlertNetwork.
- “Like” the Cambridge Police Department on Facebook at www.facebook.com/CambridgePolice
- Follow [@CambridgePolice](https://twitter.com/CambridgePolice) on Twitter.
- Visit our website at www.CambridgePolice.org for valuable information and reports including the Daily Log and BridgeStat, which is published on the first Friday of every month.
- Download our “MyPD” smartphone app at www.CambridgePolice.org/MyPD.

To Share Information with the CPD:

- Call our Non-Emergency Telephone Number at **617-349-3300**.
 - Every call for service generates a police response, so help drive our resources by reporting things that seem suspicious or out of the ordinary.
- Send an Anonymous TEXT-A-TIP:
 - Send an ANONYMOUS text message to **Tip411 (847411)**. Begin your message with Tip650 and then type your message. You will receive a response from the Cambridge Police with the option to continue communicating. Please remember that this is not a replacement for 9-1-1. **If you witness an emergency situation, please call 9-1-1 immediately.**
- Send an Anonymous Crime Tip E-Mail at www.CambridgePolice.org/Tips