



# Cambridge Police Department BridgeStat

November 2025

Produced by the Crime Analysis Unit



# Part I Total Crime

An analysis of the serious crime statistics for the first 11 months of 2025 points to a small increase of 3% in the Part One index total for Cambridge when compared with 2024. During the first 11 months of the year, there were 3,359 serious crimes reported in the City. For the same time period in 2024, the combined total for Murder, Rape, Robbery, Aggravated Assault, Burglary, Larceny & Auto theft was 3,260 incidents. When measured against the five-year average, a 16% rise in the crime index has been registered.

Further analysis of the crime totals through December 1<sup>st</sup> of 2025 indicates that violent crimes recorded a 2% increase when compared with last year. There was one homicide, 35 rapes, 101 robberies, and 302 aggravated assaults recorded from the beginning of the year through December 1<sup>st</sup>, 2025.

The numbers indicate that property crimes rose 3% during the first 11 months of 2025 with an additional 92 crimes reported over the 2024 total. The 15% increase in shoplifting and the 19% increase in larceny from the residence are the key trend indicators that have driven the upward curve in the property crime index this year.

When analyzing the serious crime totals of November 2025 versus the previous month of October 2025, there was a decrease of 19% in the number of index incidents, with 62 fewer crimes reported in November.

	4 Week Snapshot			Year to Date			Five Year	
	10/7/25 - 11/3/25	11/4/25 - 12/1/25	Change	2024	2025	Change	Avg	Change
Total Violent Crime	37	28	-24%	432	439	2%	395	11%
Total Property Crime	287	234	-18%	2828	2920	3%	2492	17%
Total Part I Crime	324	262	-19%	3260	3359	3%	2887	16%



# Part I Property Crime

Analysis of property crime totals for the 11 months of 2025 reveals a 3% increase when measured against the 2024 total for the same time frame and a 17% rise above the five-year average of 2,492.

A few of the property crime categories recorded decreases when measured against the first 11 months of 2024, including a 16% decrease in housebreaks and a 15% drop in bicycle thefts. However, those that saw increases were key to the 3% rise in the property crime total thus far into 2025. Most notably, a 15% jump in shopliftings (up 147 incidents) and a 19% increase in larcenies from residences (up 75 incidents) are driving the overall upswing.

	4 Week Snapshot				Year to Date			Five Year	
	10/7/25 - 11/3/25	11/4/25 - 12/1/25	Change		2024	2025	Change	Avg	Change
<b>Burglary</b>	<b>25</b>	<b>17</b>	<b>-32%</b>		<b>246</b>	<b>216</b>	<b>-12%</b>	<b>229</b>	<b>-6%</b>
Commercial Break	9	4	-56%		85	81	-5%	68	19%
Housebreak	16	13	-19%		161	135	-16%	161	-16%
<b>Larceny</b>	<b>252</b>	<b>214</b>	<b>-15%</b>		<b>2493</b>	<b>2621</b>	<b>5%</b>	<b>2149</b>	<b>22%</b>
Larceny (Misc)	15	8	-47%		86	93	8%	74	26%
Larceny from Building	17	17	0%		192	174	-9%	178	-2%
Larceny from MV	34	24	-29%		265	291	10%	327	-11%
Larceny from Person	2	2	0%		81	64	-21%	93	-31%
Larceny from Residence	47	51	9%		399	474	19%	366	30%
Larceny of Bicycle	43	29	-33%		479	406	-15%	518	-22%
Larceny of Plate	1	0	-100%		21	12	-43%	26	-54%
Larceny of Services	1	1	0%		17	7	-59%	15	-53%
Shoplifting	92	82	-11%		953	1100	15%	552	99%
<b>Auto Theft</b>	<b>10</b>	<b>3</b>	<b>-70%</b>		<b>89</b>	<b>83</b>	<b>-7%</b>	<b>114</b>	<b>-27%</b>
<b>Total Property Crime</b>	<b>287</b>	<b>234</b>	<b>-18%</b>		<b>2828</b>	<b>2920</b>	<b>3%</b>	<b>2492</b>	<b>17%</b>



# Part I Violent Crime

From January 1<sup>st</sup> to December 1<sup>st</sup> of 2025, there were 439 violent crimes recorded in Cambridge, 7 incidents (+2%) above last year's total of 432 incidents and 44 incidents (+11%) above the 395 crimes forecasted for the first 11 months of the year.

There were 35 rapes reported in Cambridge in the first 11 months of 2025, which is down five from the number reported during this time frame in 2024.

The trend observed during the past few years of a high percentage of aggravated assaults and street robberies occurring in Central Square has continued into 2025. One-hundred-and-seventeen of the 302 aggravated assaults year-to-date (or 39%) have been reported in Central Square, as well as 48 of the 74 street robberies (or 65%).

On January 13, 2025, shortly before 11:30pm, the first homicide in the City in over a year was reported in North Cambridge. One victim, 21-year-old Angel Nieves of Springfield and formerly of Cambridge, was located with multiple gunshot wounds outside of a residence on Clifton Street. He was transported to a local hospital where he was later pronounced deceased. This incident remains under active investigation.

	4 Week Snapshot			Year to Date			Five Year	
	10/7/25 - 11/3/25	11/4/25 - 12/1/25	Change	2024	2025	Change	Avg	Change
Homicide	0	0	IN-CALC	0	1	IN-CALC	0	IN-CALC
Rape	4	2	-50%	40	35	-13%	37	-5%
Robbery	11	8	-27%	102	101	-1%	98	3%
Commercial Robbery	4	2	-50%	22	27	23%	22	23%
Street Robbery	7	6	-14%	80	74	-8%	76	-3%
Aggravated Assault	22	18	-18%	290	302	4%	259	17%
Total Violent Crime	37	28	-24%	432	439	2%	395	11%



# MURDER

No Patterns

- On January 13, 2025, shortly before 11:30pm, the first homicide in the City in over a year was reported in North Cambridge. One victim, 21-year-old Angel Nieves of Springfield and formerly of Cambridge, was located with multiple gunshot wounds outside of a residence on Clifton Street. He was transported to a local hospital where he was later pronounced deceased. This incident remains under active investigation.
- There were no murders recorded in Cambridge in 2024. This has happened only four other times in the past 20 years—in 2004, 2007, 2010, and 2022.
- In the last reported homicide in Cambridge prior to the January 2025 incident, officers responded to the area of 10 Magazine Street in Central Square shortly after midnight on November 23, 2023. Two individuals with gunshot wounds were located and transported to a Boston hospital. One victim, 27-year-old Danasia Greene of Cambridge, was pronounced deceased at the hospital. The second victim, a 26-year-old male from Boston, was treated for non-life-threatening injuries. It remains under investigation.
- On March 27, 2021, there was a fatal shooting that occurred at approximately 12:40 a.m. on Pemberton Street. The victim was reportedly located unconscious outside his vehicle by a passerby who called 911. The victim was transported to Mount Auburn Hospital where he later died. The victim has been identified as Xavier Louis-Jacques, 19, of Cambridge. The investigation is ongoing.

## Percent Change\*

Last 4 Weeks

Previous Year

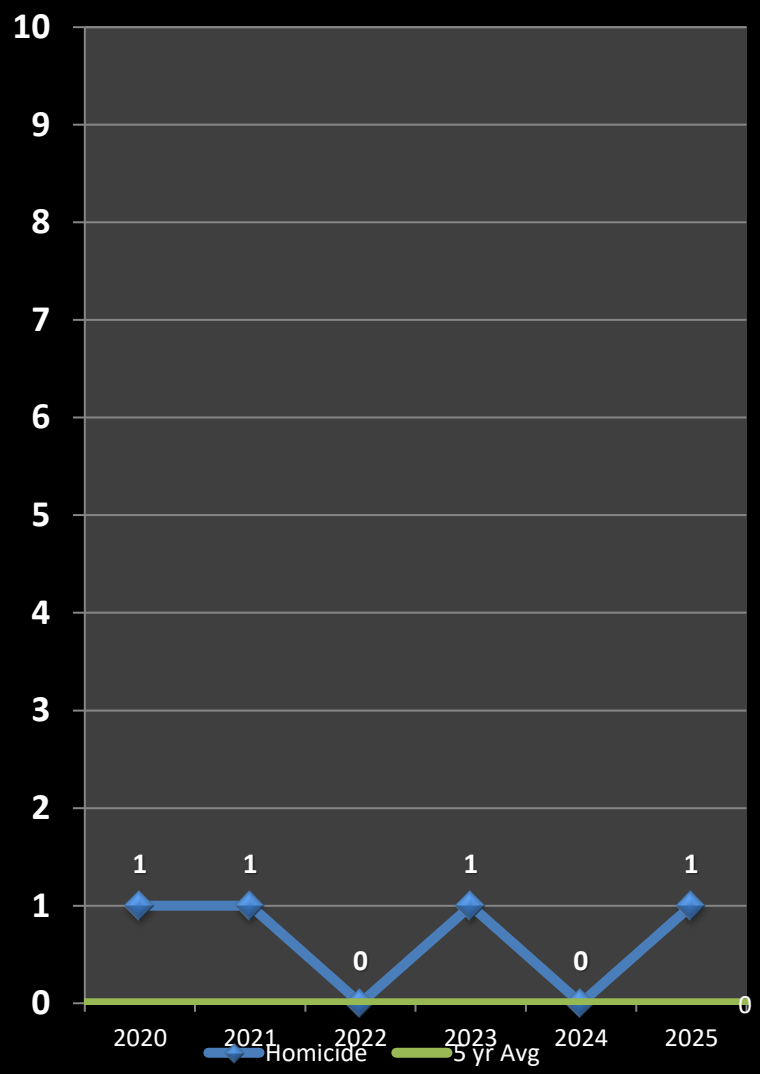
5-Year Average

In-cal

In-cal

In-cal

\*IN -CALC: Percentages are not calculated for numbers so small as to present a statistically misleading percentage.







# RAPE

*No Patterns*

- There have been 35 rapes reported in Cambridge through December 1<sup>st</sup> of 2025. This is five less than the 40 rapes reported during the first 11 months of 2024 and two below the five-year weighted average of 37.
- The rapes reported so far in 2025 have been categorized as 14 acquaintance rapes, seven domestic assaults, six contact incidents, and eight blitz assaults.
- The total number of reported rapes tends to fluctuate from year to year, but the number of stranger-to-stranger rapes reported each year in Cambridge—typically between 1 and 15—remains extremely low.

## Percent Change\*

Last 4 Weeks

**-50%**

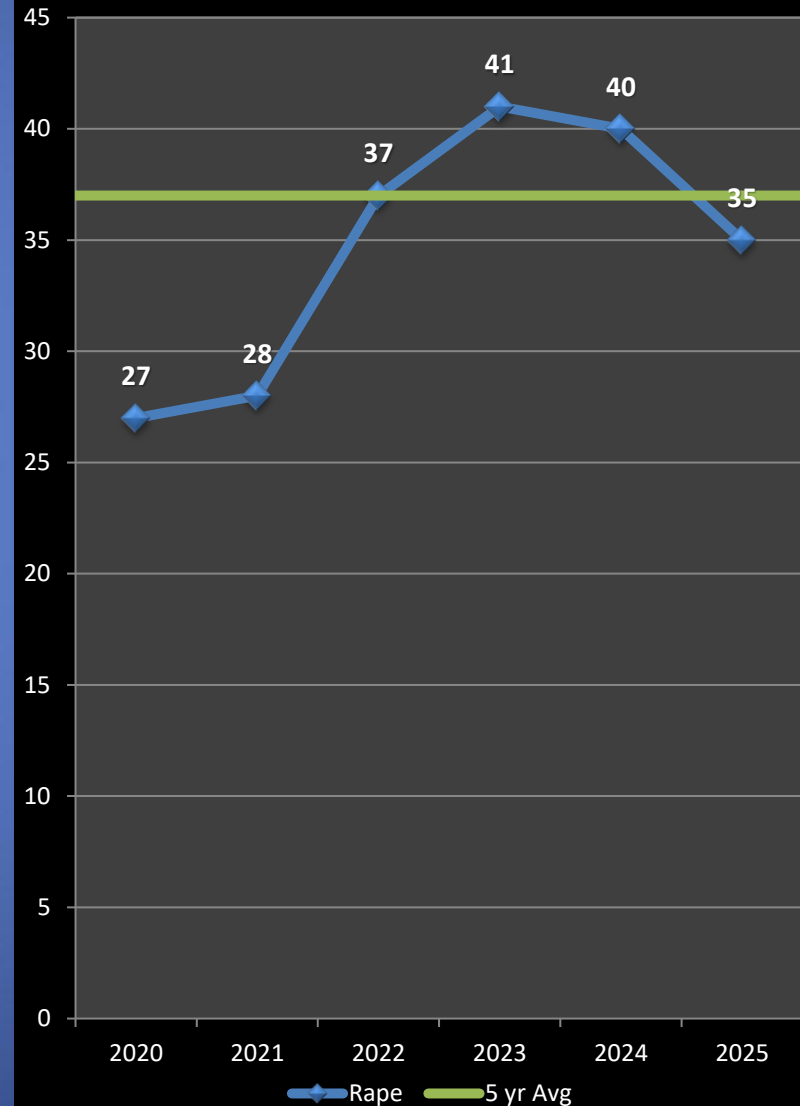
Previous Year

**-13%**

5-Year Average

**-5%**

\*IN -CAL: Percentages are not calculated for numbers so small as to present a statistically misleading percentage.





# AGGRAVATED ASSAULT

## No Patterns

- The total of 302 aggravated assaults reported through December 1, 2025, is 12 crimes (6%) more than 2024 when compared to the same time frame. The total thus far is also 17% above the five-year average of 259.
- The 302 aggravated assaults reported thus far in 2025 have been comprised of the following classifications: 82 unprovoked scenarios; 57 domestic altercations; 32 assaults between acquaintances; 22 assaults on police officers; 19 each of unhoused assaults and traffic & parking assaults; 18 shop owner/patron assaults; 16 juvenile assaults; 11 each of affrays/ brawl and psychotic episodes; seven landlord/neighbor incidents; four workplace assaults; two bar/alcohol-related and two drug deals. The 4% increase in 2025 is due to rises in a majority of these categories when compared to the same time frame last year, particularly an increase in unprovoked assaults from 59 last year to 82 this year, assaults on police, which jumped from nine last year to 22 this year, and assaults between shop owners and patrons, which rose from 14 last year to 18 this year.
- The trend observed during the past couple years of a high percentage of aggravated assaults occurring in Central Sq and on peripheral side streets appears to have continued into 2025. One-hundred-and-seventeen of the 302 aggravated assaults year-to-date (or 39%) have been reported in Central Square.
- There have been seven confirmed shots fired incidents in Cambridge through December 1, 2025. Three resulted in gunshot wounds (two non-fatal and one homicide) and four resulted in no injuries. (NOTE: Two shots fired incidents inside the Harvard Square MBTA Station on 4/20 and 9/3/25 occurred on MBTA Police jurisdiction and are not counted in our shooting numbers.) Through the same time period in 2024, there were nine shots fired incidents with no injuries and four shootings resulting in non-fatal injuries to five victims.

### Percent Change

Last 4 Weeks

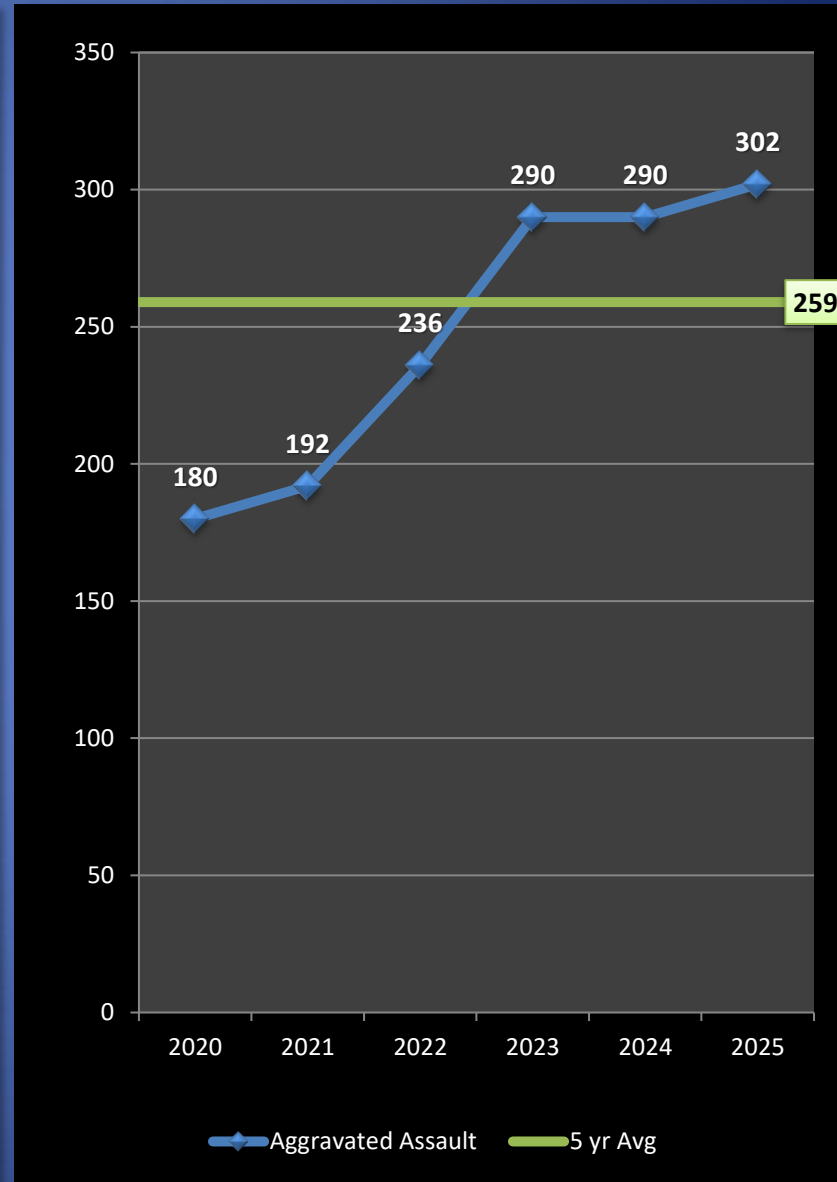
**-18%**

Previous Year

**+4%**

5-Year Average

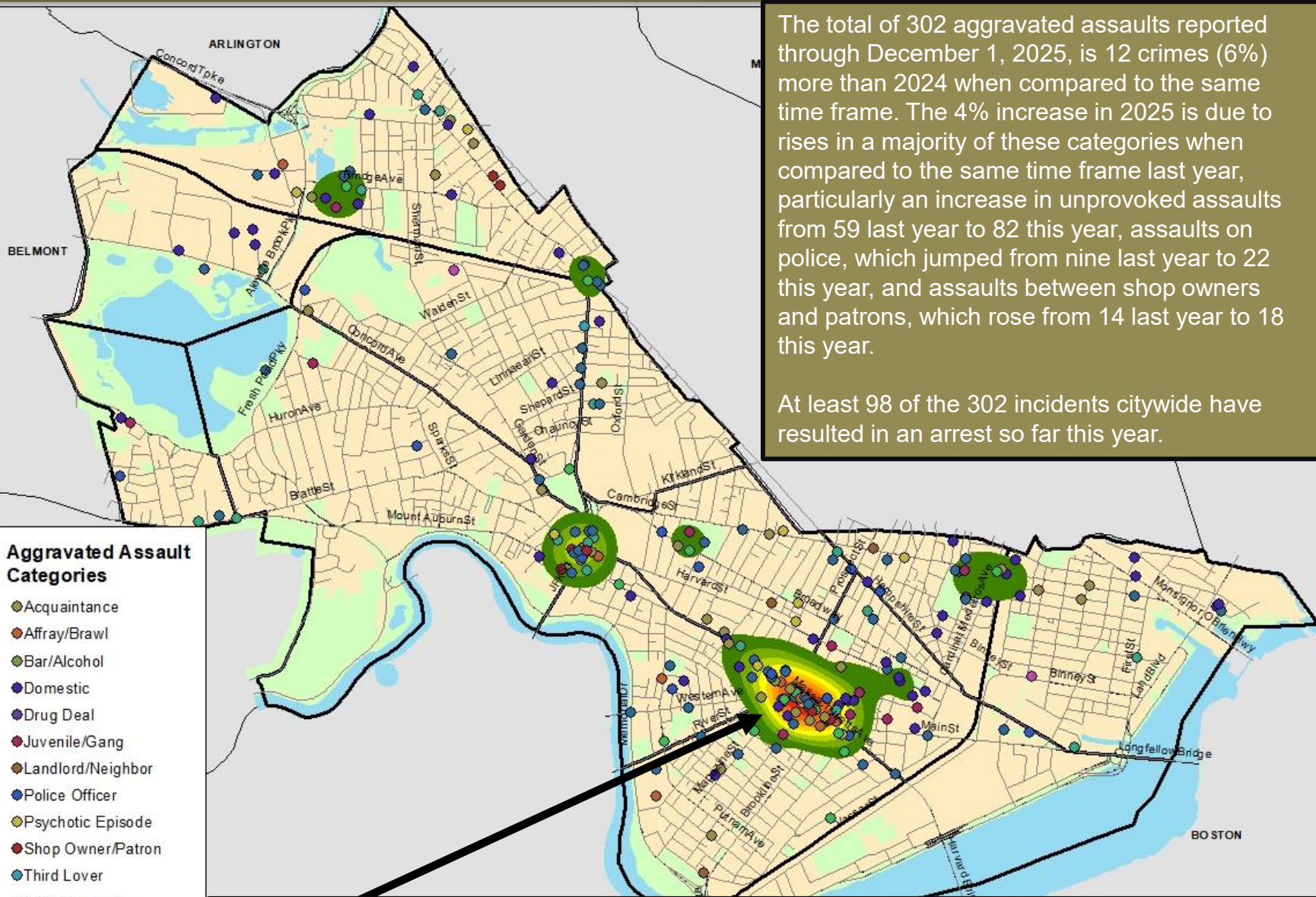
**+17%**





# Geographic Breakdown of Aggravated Assaults: 1.1.25 – 12.1.25

Cambridge Police BridgeStat



The total of 302 aggravated assaults reported through December 1, 2025, is 12 crimes (6%) more than 2024 when compared to the same time frame. The 4% increase in 2025 is due to rises in a majority of these categories when compared to the same time frame last year, particularly an increase in unprovoked assaults from 59 last year to 82 this year, assaults on police, which jumped from nine last year to 22 this year, and assaults between shop owners and patrons, which rose from 14 last year to 18 this year.

At least 98 of the 302 incidents citywide have resulted in an arrest so far this year.

Central Square has recorded 117 assaults year-to-date, with 32 categorized as unprovoked and 12 classified as between unhoused individuals. More moderate hot spots have been seen in Harvard Square, Porter Square, Inman, Alewife and around Cambridge Ringe and Latin High School.





# Shootings & Shots Fired in Cambridge: 1.1.25 – 12.1.25

Cambridge Police BridgeStat

**Homicide** on 1/13 at 11:30pm; 0 block of Clifton St  
No ShotSpotter alert.  
21-year-old male fatally shot.

**Shots Fired** on 10/24 at 11:00am; Sherman St & Fenno St  
No ShotSpotter alert. Shell casings recovered. No injuries reported.

**Shots Fired** on 4/20 at 2:12pm; Harvard MBTA Station  
No ShotSpotter alert. Shell casings recovered. No injuries reported. **MBTA POLICE JURISDICTION.**

**Shots Fired** on 9/3 at 12:15am; Harvard MBTA Station  
No ShotSpotter alert. Shell casings and firearm recovered. Arrest made. No injuries reported. **MBTA POLICE JURISDICTION.**

## Shooting Type

- Shooting w/ Victim(s)
- Shots Fired (no victims)

**Shooting** on 1/3 at 2:05am  
0 block of Magazine St  
No ShotSpotter alert. 43-year-old male non-fatally shot.

There have been seven confirmed shots fired incidents in Cambridge through December 1, 2025. Three resulted in gunshot wounds (two non-fatal and one homicide) and four resulted in no injuries. Through the same time period in 2024, there were nine shots fired incidents with no injuries and four shootings resulting in non-fatal injuries to five victims.

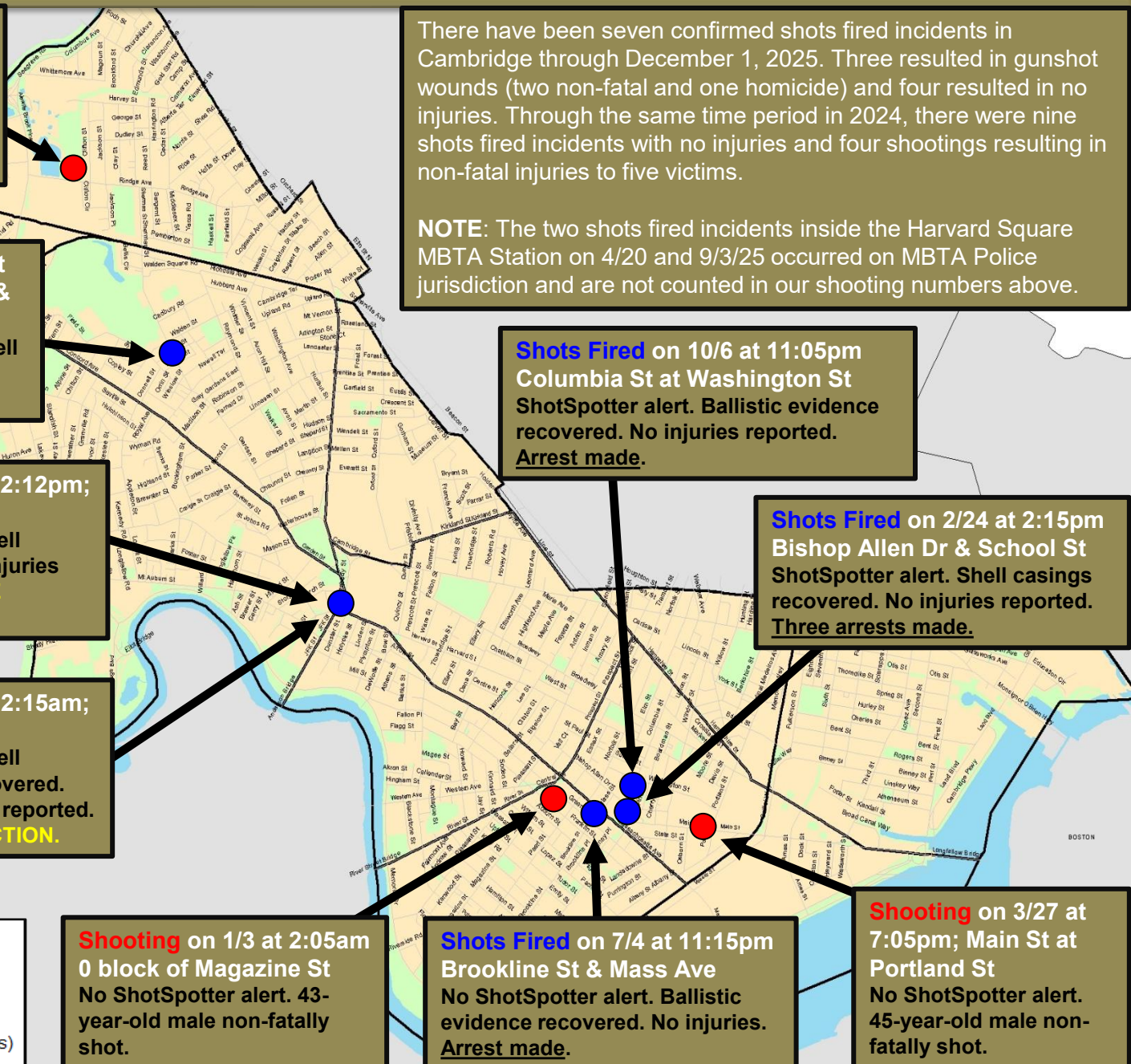
**NOTE:** The two shots fired incidents inside the Harvard Square MBTA Station on 4/20 and 9/3/25 occurred on MBTA Police jurisdiction and are not counted in our shooting numbers above.

**Shots Fired** on 10/6 at 11:05pm  
Columbia St at Washington St  
ShotSpotter alert. Ballistic evidence recovered. No injuries reported. **Arrest made.**

**Shots Fired** on 2/24 at 2:15pm  
Bishop Allen Dr & School St  
ShotSpotter alert. Shell casings recovered. No injuries reported. **Three arrests made.**

**Shots Fired** on 7/4 at 11:15pm  
Brookline St & Mass Ave  
No ShotSpotter alert. Ballistic evidence recovered. No injuries. **Arrest made.**

**Shooting** on 3/27 at 7:05pm; Main St at Portland St  
No ShotSpotter alert. 45-year-old male non-fatally shot.





# Robbery

*No Patterns*

- The five-year average for overall robbery in Cambridge for the first 11 months of the year is 98 incidents. Through December 1 of 2025, 101 robberies were recorded, which translates to a 3% increase over the projected total and a 1% decrease below the 102 robberies reported during the same time period in 2024.
- There have been 27 commercial robberies reported year-to-date in 2025. This total is up five incidents (23%) over both the 22 robberies reported through Dec. 1 of 2024 and the five-year average of 22. Twenty-two of the 27 have involved shoplifting incidents at department stores and convenience stores across the city that escalated into robberies.
- There have been 74 street robberies reported year-to-date in 2025. This total is down six incidents (8%) from the 80 reported through this time in 2024 and down two (3%) from the five-year average of 76. There are no street robbery patterns at the present time.
- Forty-eight of the 74 street robberies reported thus far in 2025 (or 65%) have taken place in or around Central Square. This is similar to a trend seen in this area that began in 2021 and continued throughout all of 2022 and much of 2023 and 2024. Multiple incidents in this area have involved unhoused individuals as victims and/or suspects.

## Percent Change

Last 4 Weeks

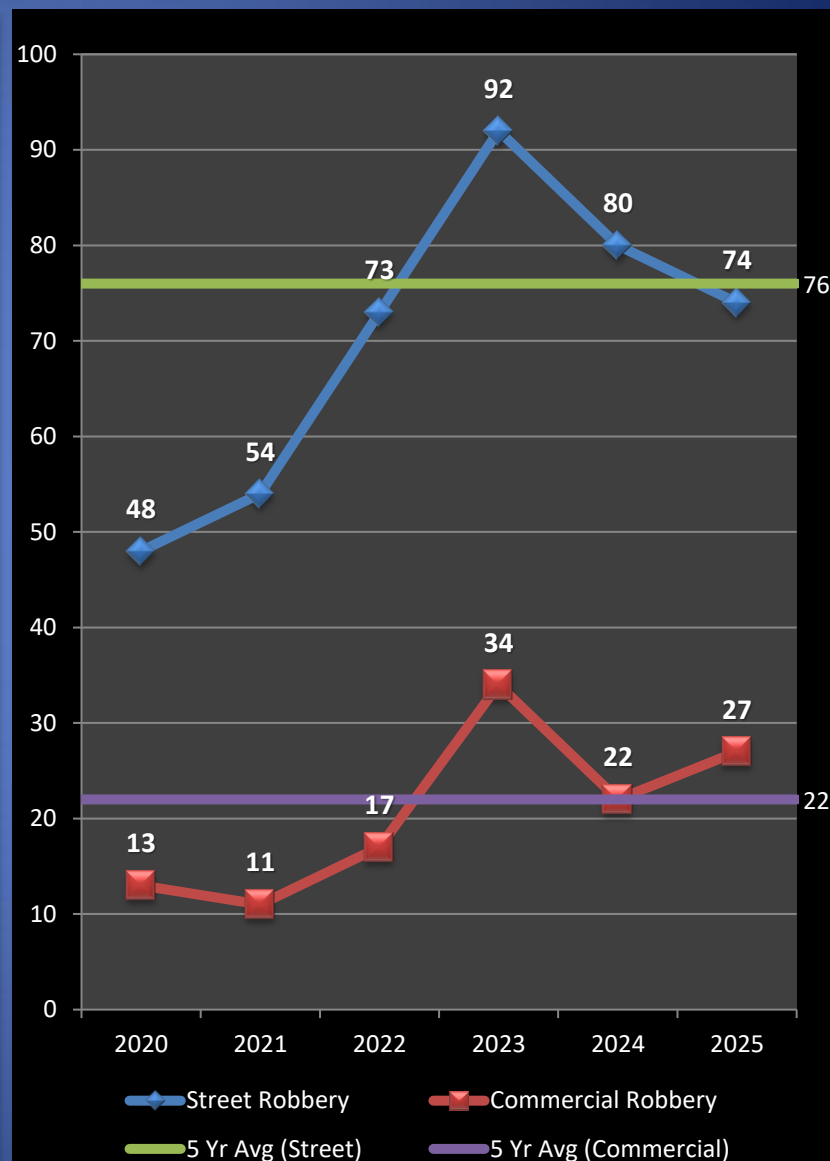
**-27%**

Previous Year

**-1%**

5-Year Average

**+3%**



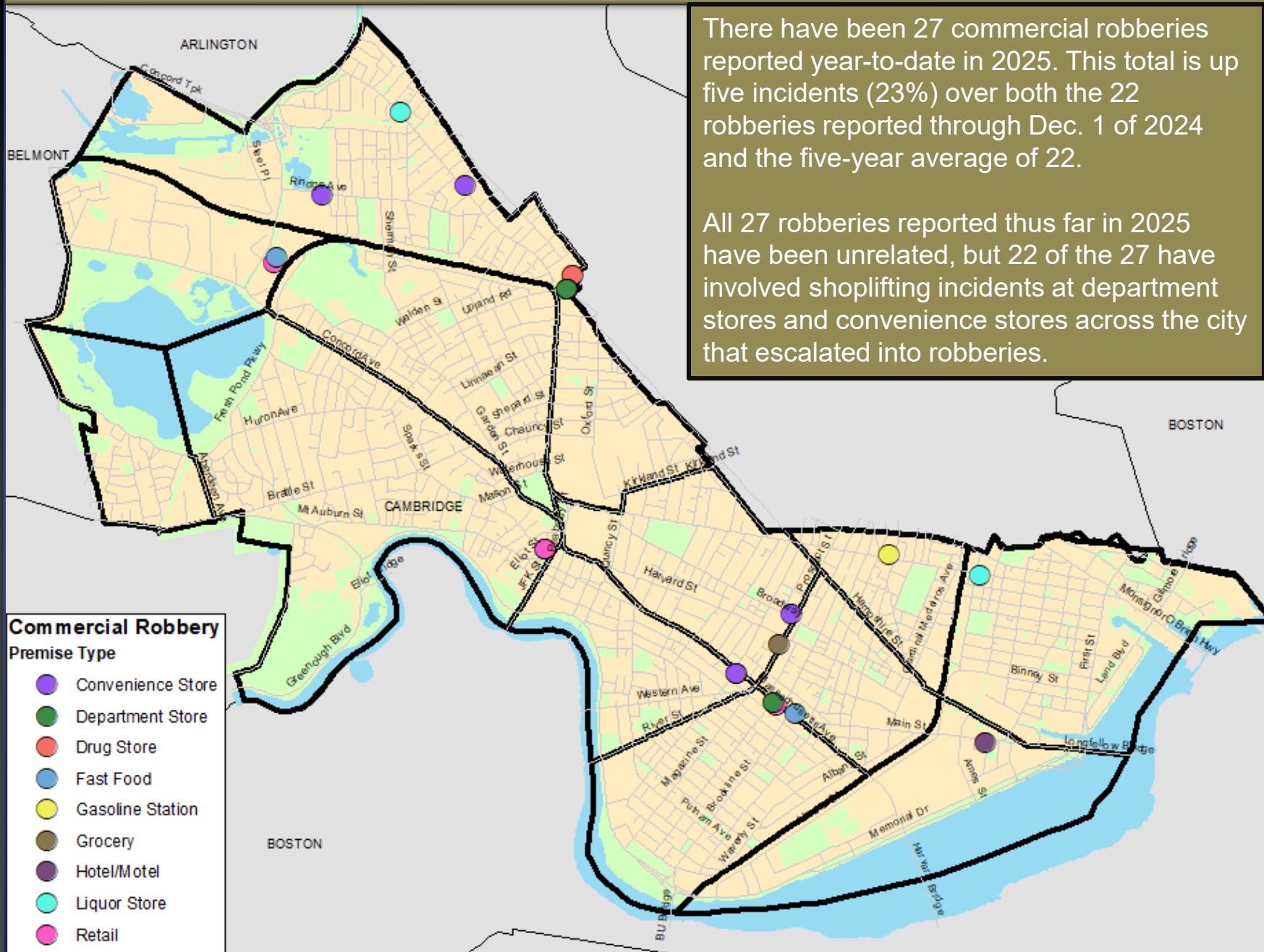


# Geographic Breakdown of Commercial Robberies: 1.1.25 – 12.1.25

Cambridge Police BridgeStat

There have been 27 commercial robberies reported year-to-date in 2025. This total is up five incidents (23%) over both the 22 robberies reported through Dec. 1 of 2024 and the five-year average of 22.

All 27 robberies reported thus far in 2025 have been unrelated, but 22 of the 27 have involved shoplifting incidents at department stores and convenience stores across the city that escalated into robberies.

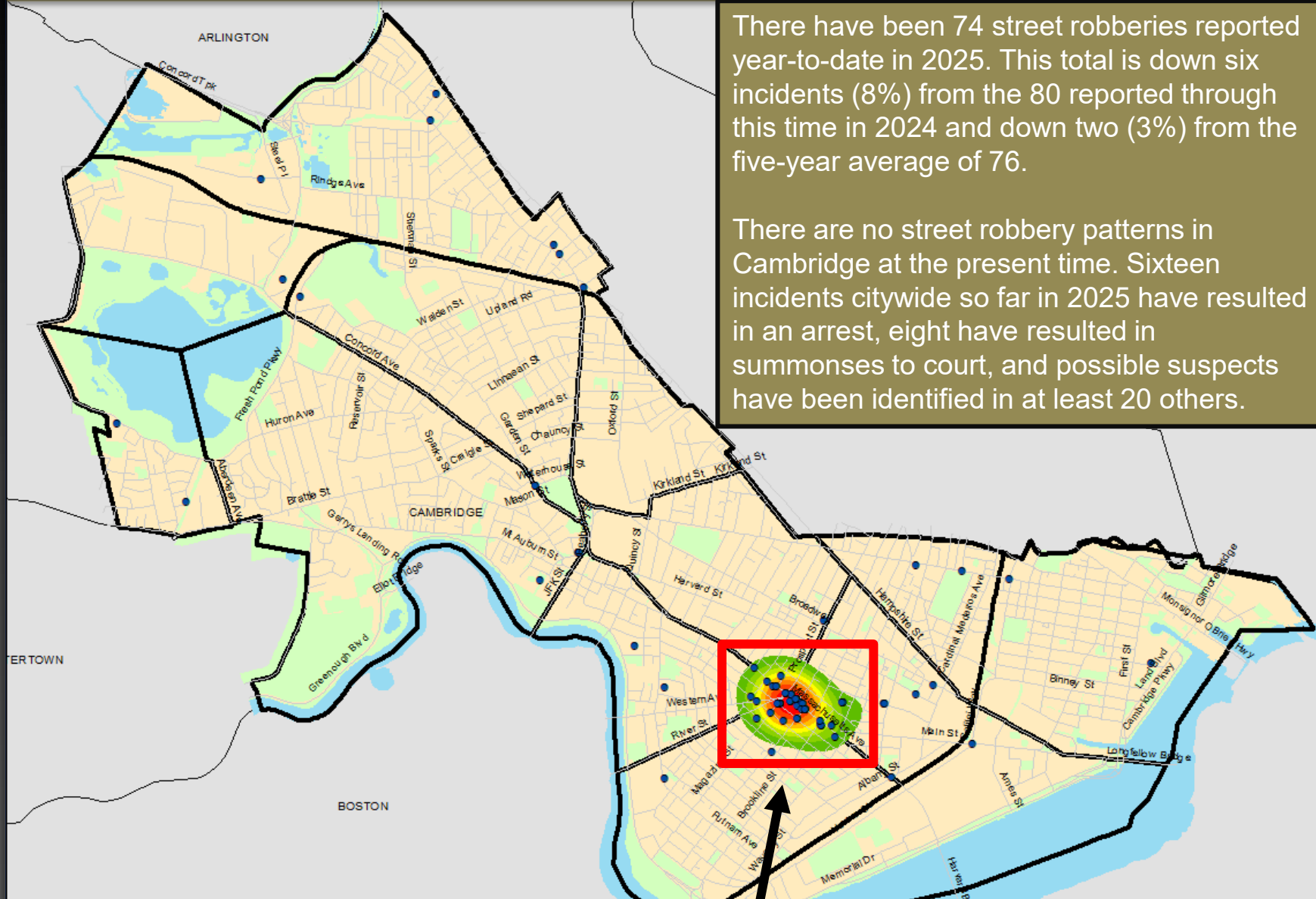






## Geographic Breakdown of Street Robberies: 1.1.25 – 12.1.25

Cambridge Police BridgeStat



Forty-eight of the 74 street robberies reported thus far in 2025 (or 65%) have take place in or around Central Square. This is similar to a trend seen in this area that began in 2021 and continued throughout all of 2022 and much of 2023 and 2024. Multiple incidents in this area have involved unhoused individuals as victims and/or suspects.





# Burglary

No Patterns

- The property index crime of burglary, the combination of residential and commercial breaks, recorded a decrease of 12% through December 1<sup>st</sup> of 2025 when compared to the 246 incidents reported during the first 11 months of 2024. Similarly, the total of 216 burglary incidents reported thus far in 2025 is down 6% when compared with the five-year average of 229.
- Housebreaks during the first 11 months of the year decreased by 26 incidents (-16%) from 161 in 2024 to 135 in 2025. Housebreaks are also 16% below the five-year average of 161. No housebreak patterns have emerged anywhere in the city so far this year. Of the 135 housebreaks that occurred in the first 11 months of 2025, North Cambridge recorded the most citywide with 23 incidents – with three occurring in the month of November.
- Commercial breaks are also down 5% this year, lowering from 85 incidents in the first 11 months of 2024 to 81 in 2025. However, 19 commercial breaks reported in the first 11 months of 2025 involved shoplifting incidents where the suspect had previously been trespassed from the store.
- Earlier in the year, a few breaks were reported in Cambridge that were possibly part of a regional pattern of commercial breaks targeting cash registers. That pattern ended with an arrest on 3/13.
- Since 8/21/25, there have been at least 11 reports of mostly evening and overnight burglaries into commercial offices in Boston and Cambridge, committed by the same suspect. Four of these incidents have occurred in Cambridge (two in Kendall Sq, one in Central Sq, and one in Porter Sq). No new incidents were reported in November.

## Percent Change

Last 4 Weeks

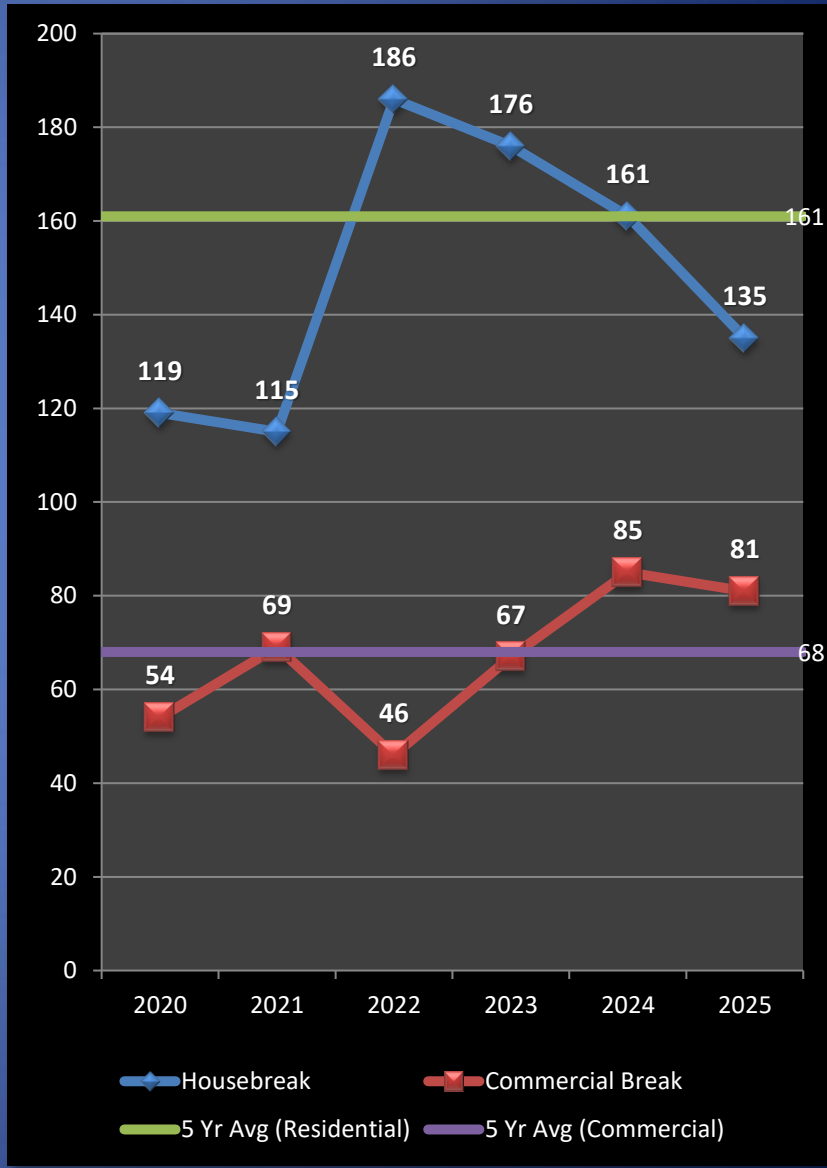
-32%

Previous Year

-12%

5-Year Average

-6%



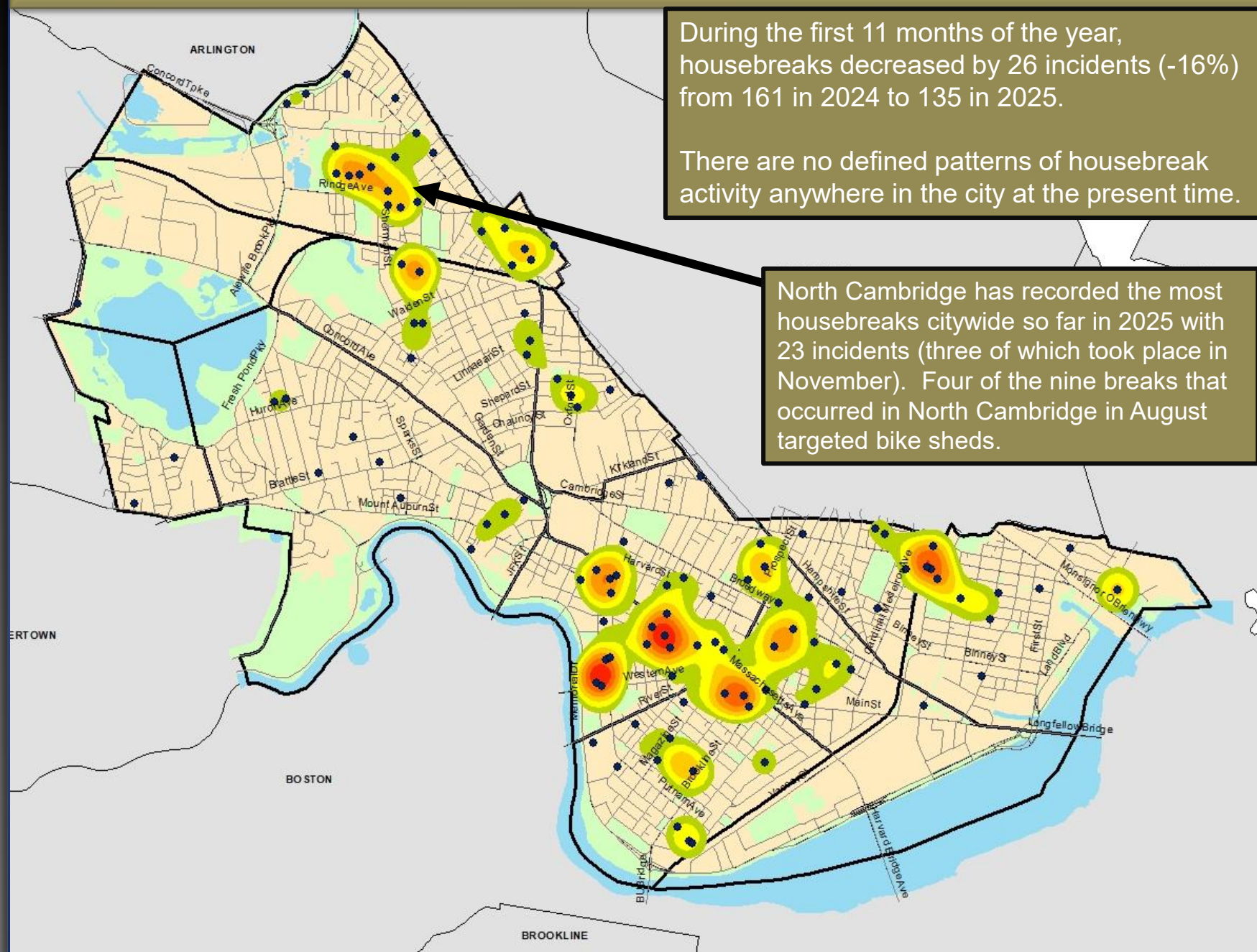


# Geographic Breakdown of Housebreaks: 1.1.25 – 12.1.25

During the first 11 months of the year, housebreaks decreased by 26 incidents (-16%) from 161 in 2024 to 135 in 2025.

There are no defined patterns of housebreak activity anywhere in the city at the present time.

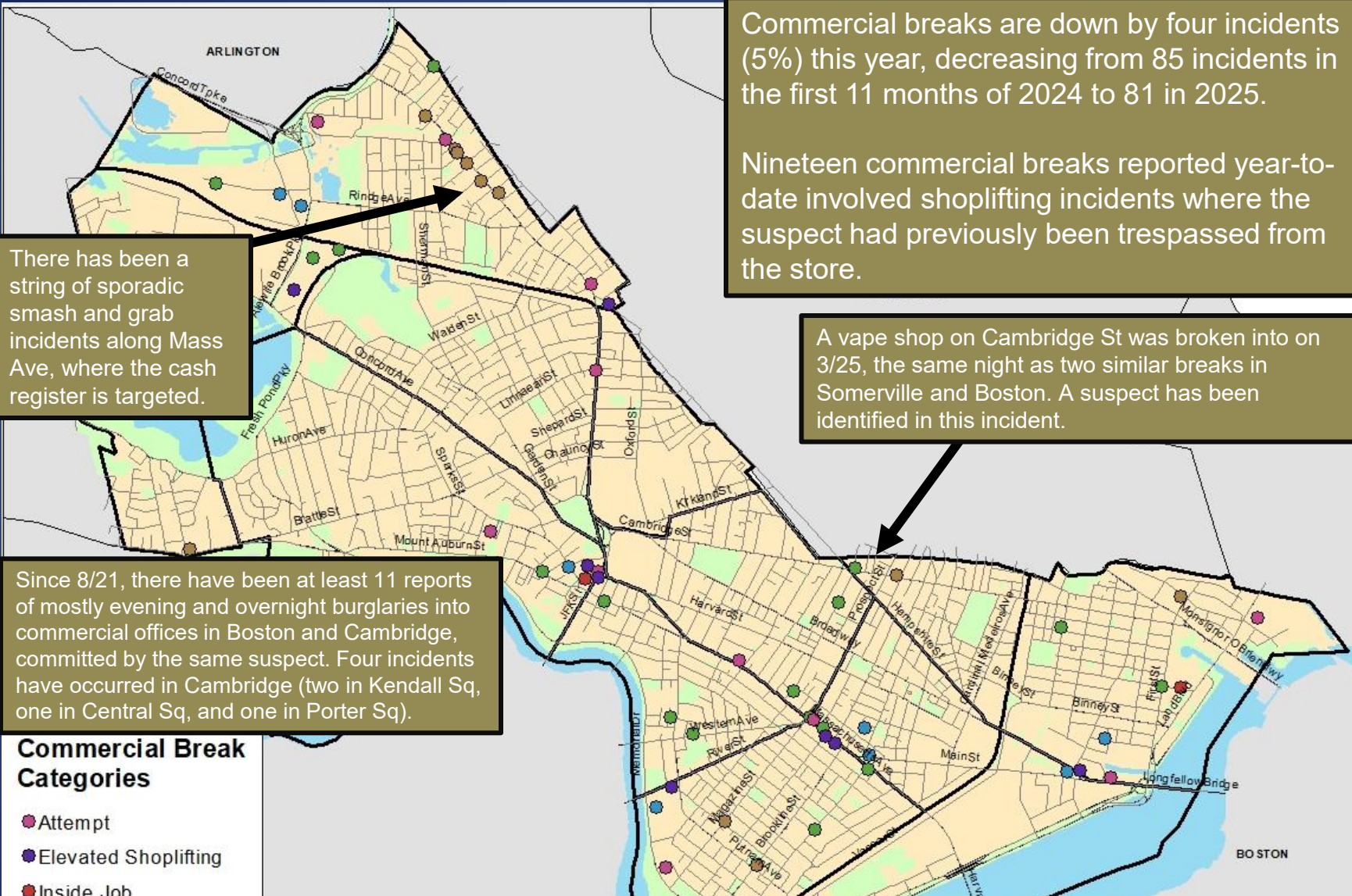
North Cambridge has recorded the most housebreaks citywide so far in 2025 with 23 incidents (three of which took place in November). Four of the nine breaks that occurred in North Cambridge in August targeted bike sheds.







# Geographic Breakdown of Commercial Breaks: 1.1.25 – 12.1.25



### Commercial Break Categories

- Attempt
- Elevated Shoplifting
- Inside Job
- Professional
- Smash & Grab
- Unprofessional



# LARCENY

*No Patterns*

- Preliminary stats indicate that overall larceny through December 1<sup>st</sup> of 2025 registered at 2,621 incidents, 5% above the same time in 2024. The total of 2,621 larcenies reported in 2025 is also 22% above the five-year average of 2,149 incidents.
- The larceny from motor vehicle total through December 1<sup>st</sup>, 2025, is 291 incidents, 10% (26 incidents) above the same time frame in 2024. However, this total is still 11% below the five-year average of 327 incidents.
- Through December 1<sup>st</sup>, 2025, there were 64 larcenies from the person reported in Cambridge, which is 21% (17 incidents) below the same time frame in 2024. Twenty-three of the 64 incidents reported thus far in 2025 took place in Central Square. Harvard Square saw the second most with 16 incidents.
- There were 174 larcenies from buildings reported in the first 11 months of 2025. This total is 18 incidents (9%) below 2024 and is 4 incidents (2%) below the five-year average of 178. There are no defined patterns of this crime type in the city at this time.
- Larcenies from residences are up 75 incidents (19%) in 2025 when compared with 2024. Package thefts have made up the majority of this crime type in recent years due to the increased volume of deliveries that began during the pandemic and have continued ever since. Package thefts have accounted for 330 of the 474 larcenies from residences (or 70%) so far this year.
- There have been 406 larcenies of bicycles reported so far in 2025. This total is 73 incidents (15%) below the 2024 total through December 1<sup>st</sup> and is 112 incidents (22%) below the five-year average of 518. The top neighborhoods for bike thefts so far in 2025 are North Cambridge with 74, followed by East Cambridge with 57 incidents.

## Percent Change

Last 4 Weeks

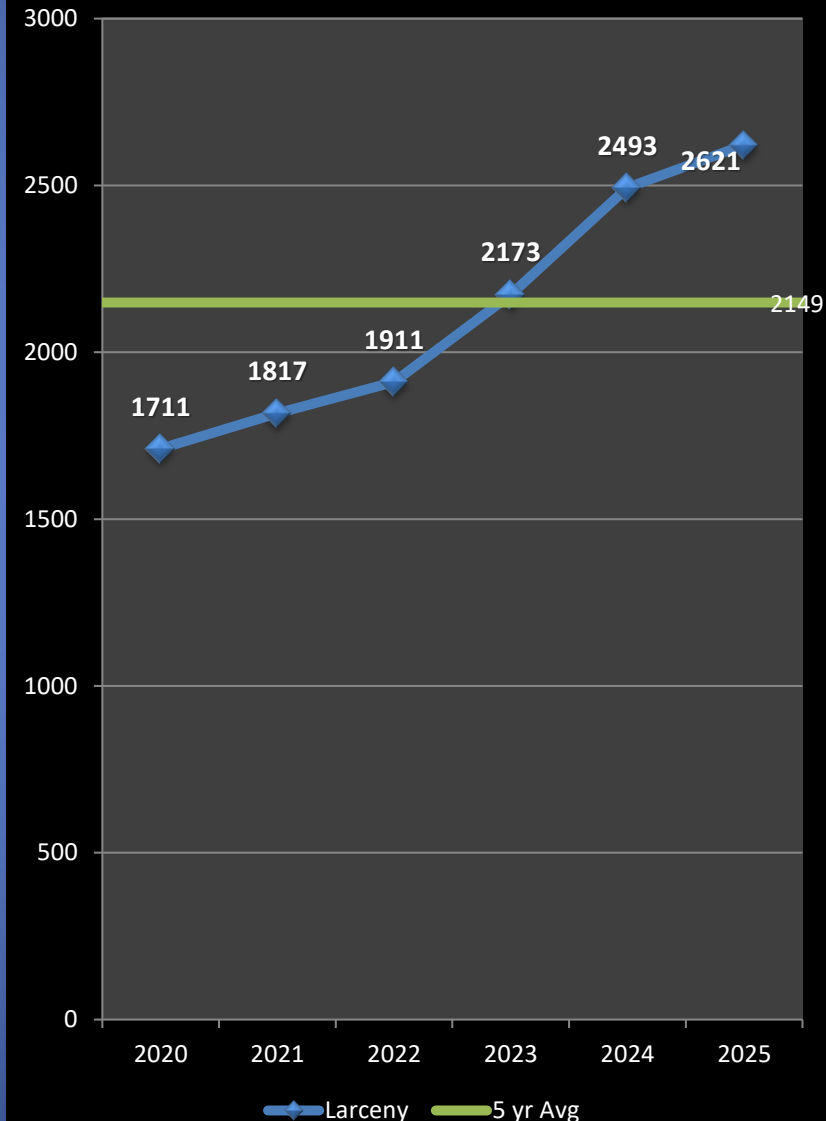
**-15%**

Previous Year

**+5%**

5-Year Average

**+22%**







# LARCENY From MV

No Patterns

- The larceny from motor vehicle total through December 1<sup>st</sup>, 2025, is 291 incidents, which is 10% (26 incidents) above the same time frame in 2024. Conversely, the 291 thefts from vehicles reported so far indicate a decrease of 36 incidents (11%) below the 327 car breaks forecasted through December 1<sup>st</sup>.
- The neighborhoods with the most larcenies from motor vehicles for the first 11 months of 2025 are North Cambridge with 66 incidents, followed by Mid-Cambridge with 39, Cambridgeport with 29, and Riverside with 27.
- Comparing the last four weeks (November) to the previous four (October), there was a 29% decrease in larcenies from motor vehicles, with ten fewer incidents reported.
- Of the 291 incidents reported so far in 2025, 140 vehicles (48%) were entered via unlocked doors and 117 vehicles (40%) were entered by unknown means.
- A new trend may be emerging in Cambridge. During the month of July, the Honda “H” emblem was reported stolen from at least four Honda CRVs across the city. In August, September, and October, there has been one additional incident reported each month. It is believed that thieves are targeting the radar sensor that is accessible behind the emblem. There were no additional incidents in November.

## Percent Change

Last 4 Weeks

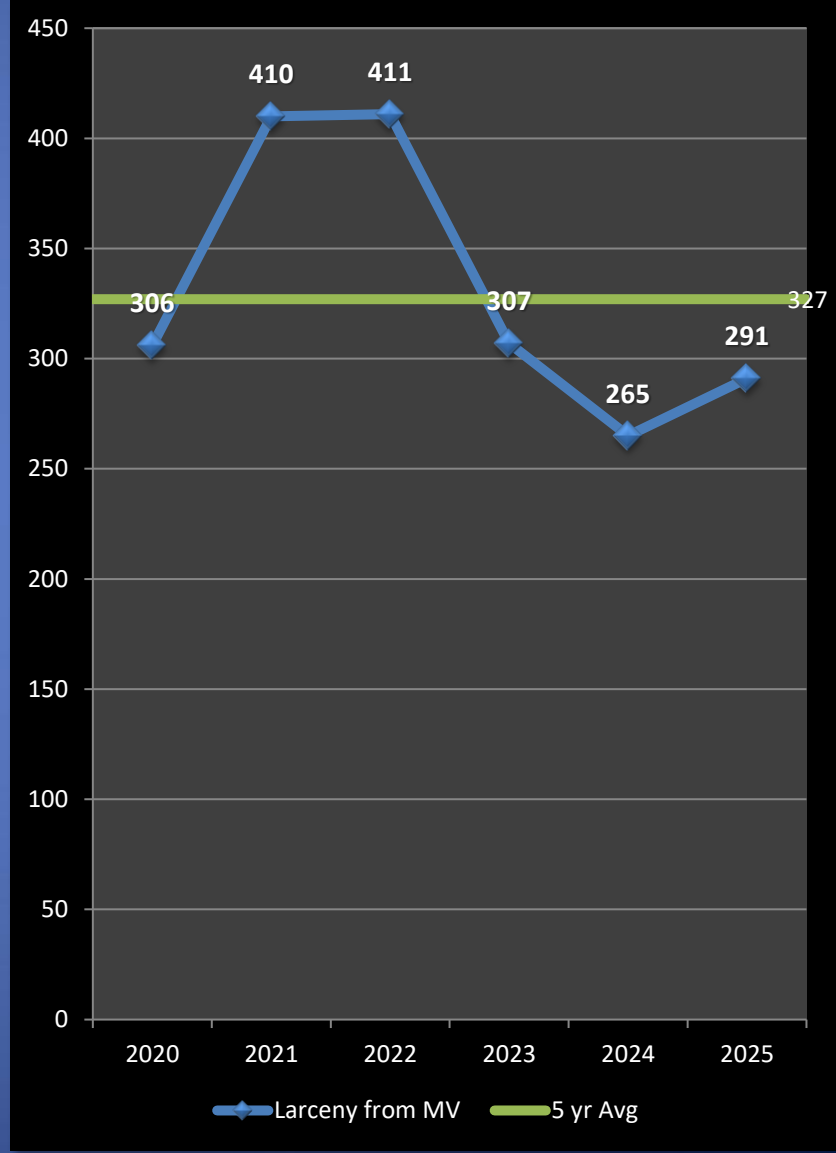
-29%

Previous Year

+10%

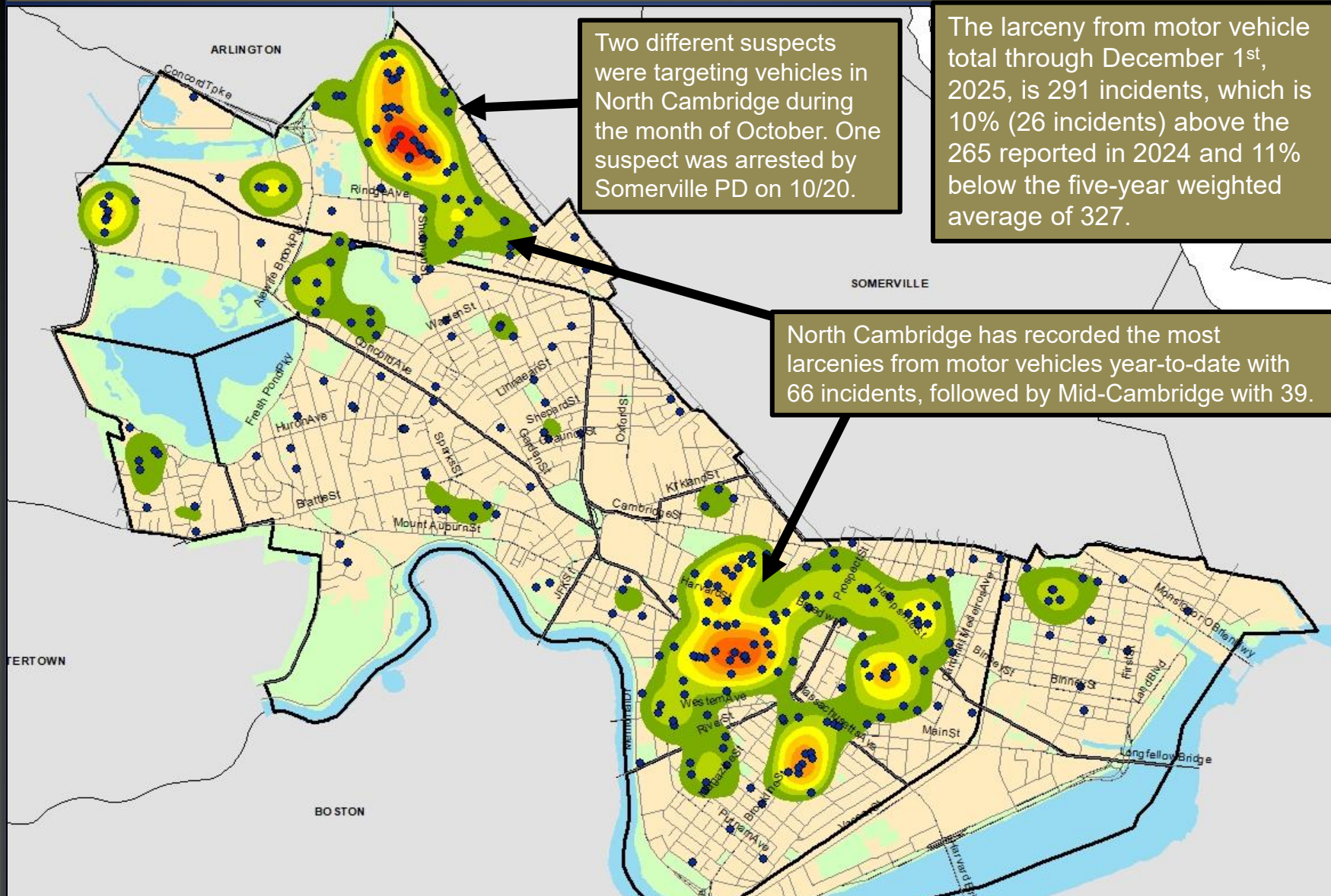
5-Year Average

-11%





# Geographic Breakdown of Larceny from Motor Vehicles: 1.1.25 – 12.1.25



A new trend emerged in Cambridge over the summer. In July, the Honda "H" emblem was reported stolen from at least 4 Honda CRVs across the city. August, September, and October each recorded 1 additional incident for a total of 7 incidents. It is believed that thieves are targeting the radar sensor that is accessible behind the emblem.



# LARCENY of Bicycle

## No Patterns

- There have been 406 bicycle thefts reported citywide so far in 2025, down 15% from the 479 reported during the same time frame in 2024. The 2025 total is also registering at 22% (112 incidents) below the five-year average of 518.
- The most recent four weeks (November) saw a 33% decrease in bike thefts when compared with the previous four weeks (October), with 14 fewer thefts reported in November. We expect monthly totals to continue to drop as we approach the colder winter months.
- 210 bike thefts (or 52% of all citywide thefts year-to-date) have occurred south/east of Harvard Square.
- Of the 406 bike thefts reported in 2025, 318 (78%) were reportedly locked at the time of the theft.

### Top Neighborhoods for Bike Theft in 2025:

Neighborhood	YTD Total	% Citywide
North Cambridge	74	18%
East Cambridge	57	14%
Mid-Cambridge	41	10%
Riverside	36	9%
Peabody	34	8%
Cambridgeport	31	8%

### Percent Change

Last 4 Weeks

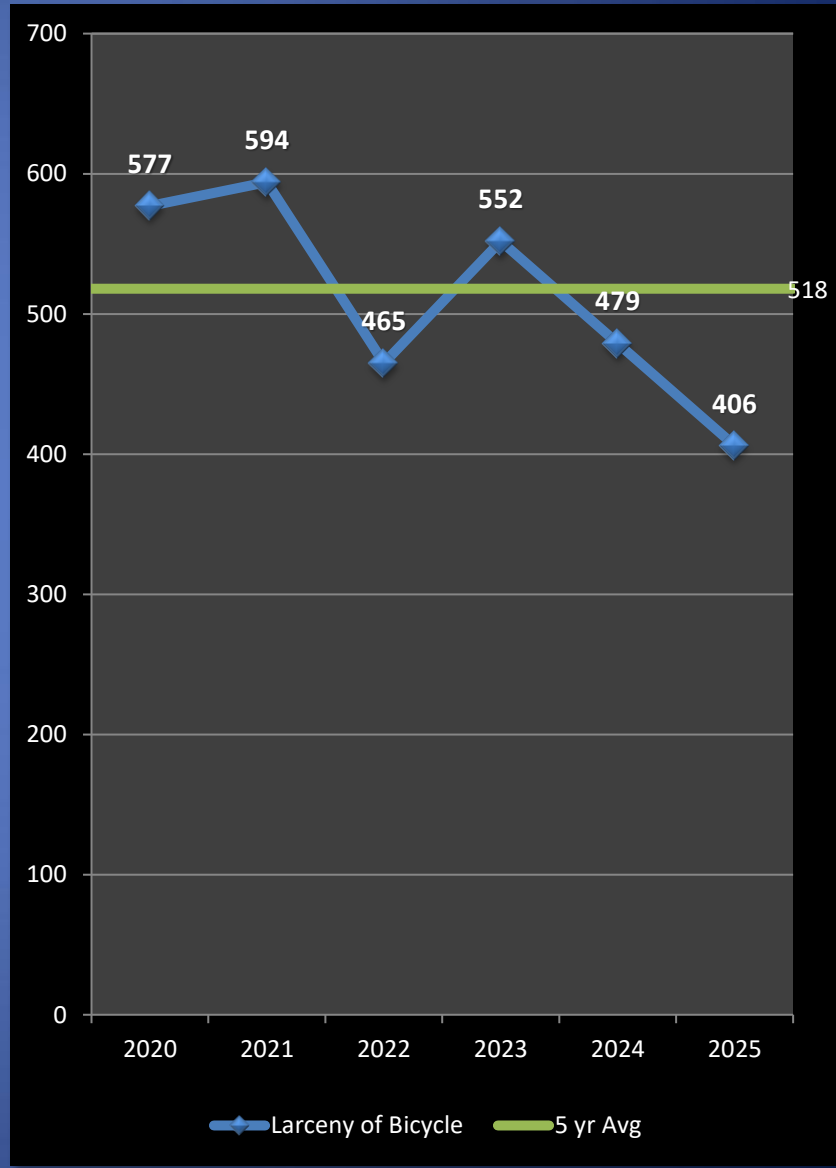
Previous Year

5-Year Average

-33%

-15%

-22%



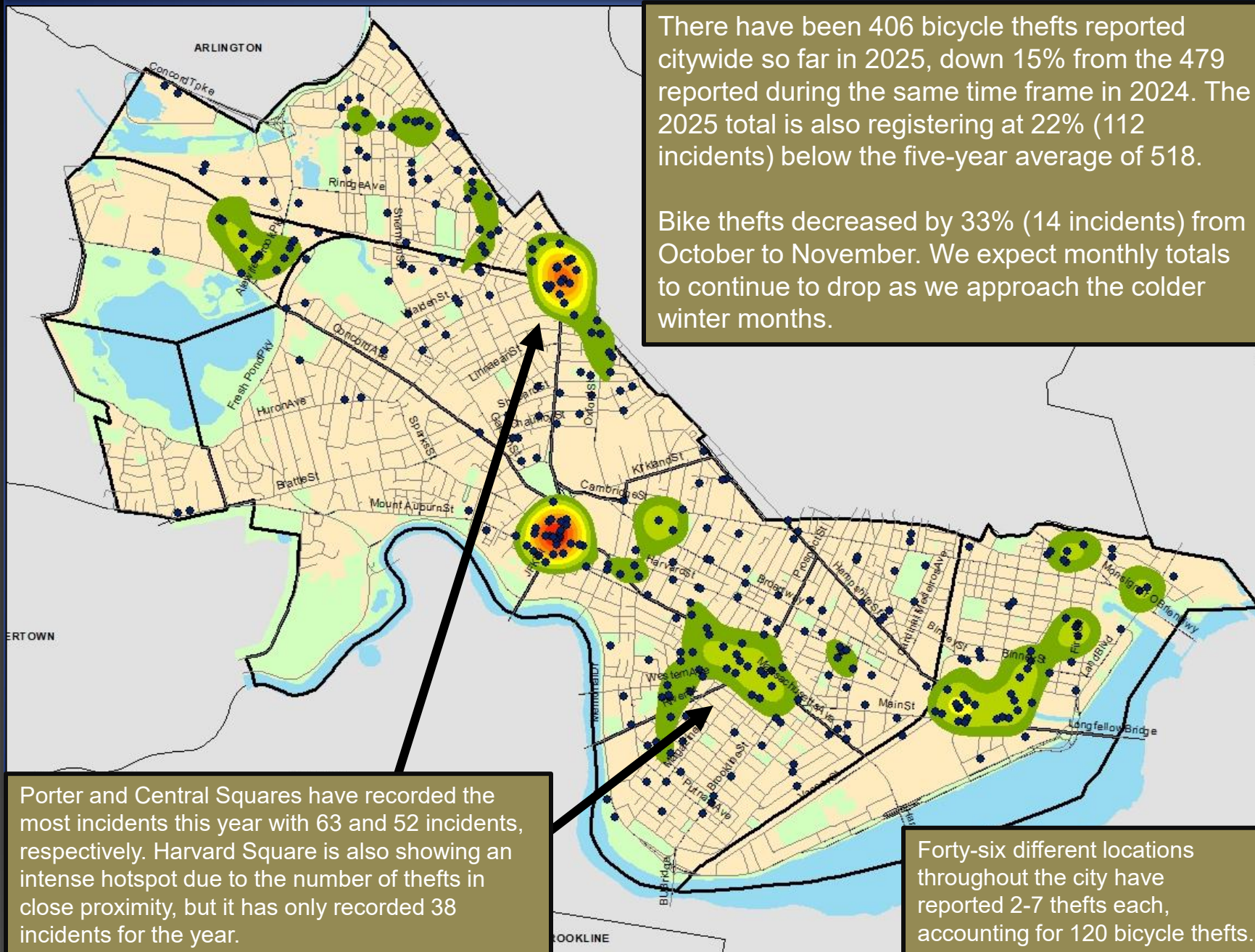




## Geographic Breakdown of Bicycle Thefts: 1.1.25 – 12.1.25

There have been 406 bicycle thefts reported citywide so far in 2025, down 15% from the 479 reported during the same time frame in 2024. The 2025 total is also registering at 22% (112 incidents) below the five-year average of 518.

Bike thefts decreased by 33% (14 incidents) from October to November. We expect monthly totals to continue to drop as we approach the colder winter months.



Porter and Central Squares have recorded the most incidents this year with 63 and 52 incidents, respectively. Harvard Square is also showing an intense hotspot due to the number of thefts in close proximity, but it has only recorded 38 incidents for the year.

Forty-six different locations throughout the city have reported 2-7 thefts each, accounting for 120 bicycle thefts.



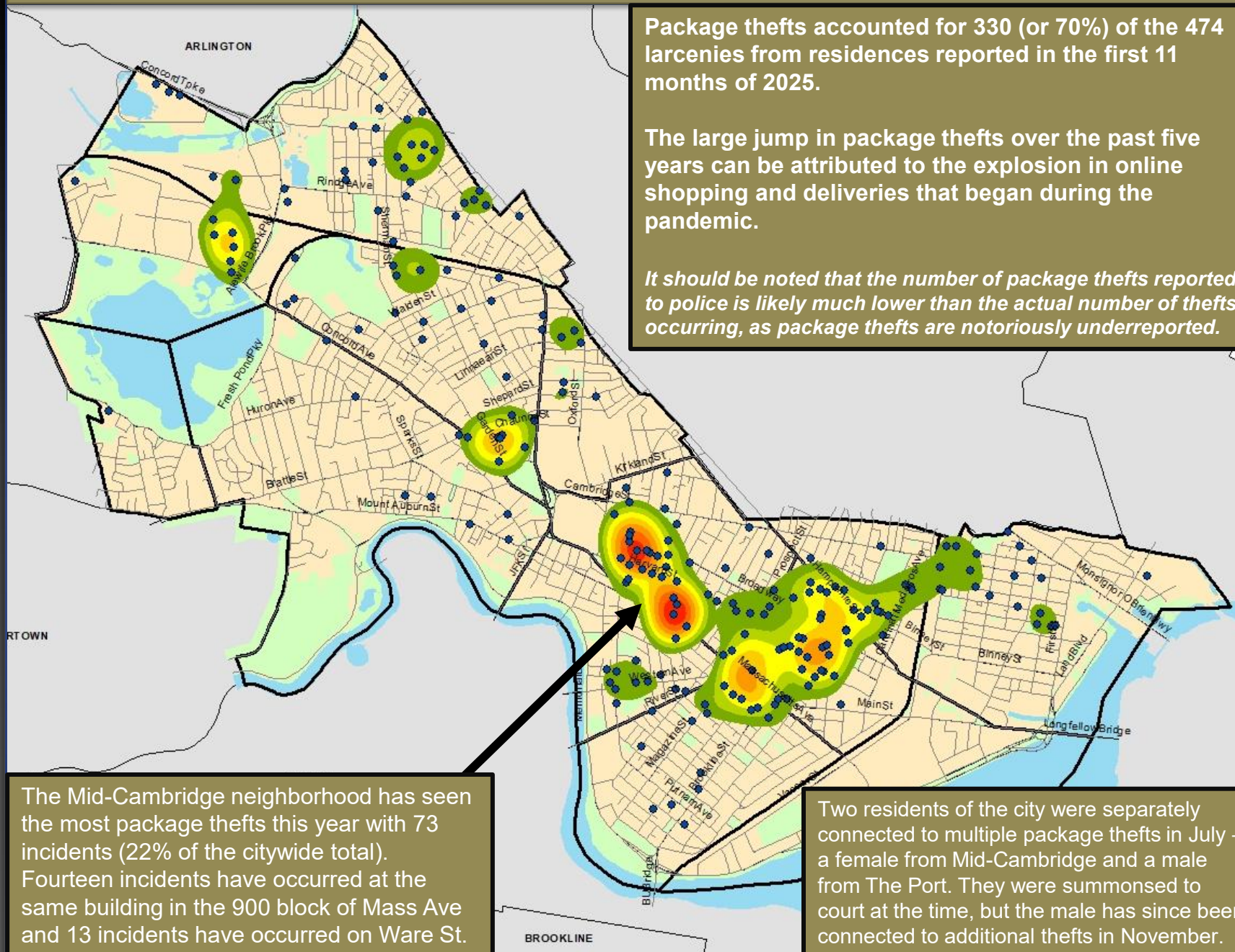


## Geographic Breakdown of Package Thefts: 1.1.25 – 12.1.25

Package thefts accounted for 330 (or 70%) of the 474 larcenies from residences reported in the first 11 months of 2025.

The large jump in package thefts over the past five years can be attributed to the explosion in online shopping and deliveries that began during the pandemic.

*It should be noted that the number of package thefts reported to police is likely much lower than the actual number of thefts occurring, as package thefts are notoriously underreported.*



The Mid-Cambridge neighborhood has seen the most package thefts this year with 73 incidents (22% of the citywide total). Fourteen incidents have occurred at the same building in the 900 block of Mass Ave and 13 incidents have occurred on Ware St.

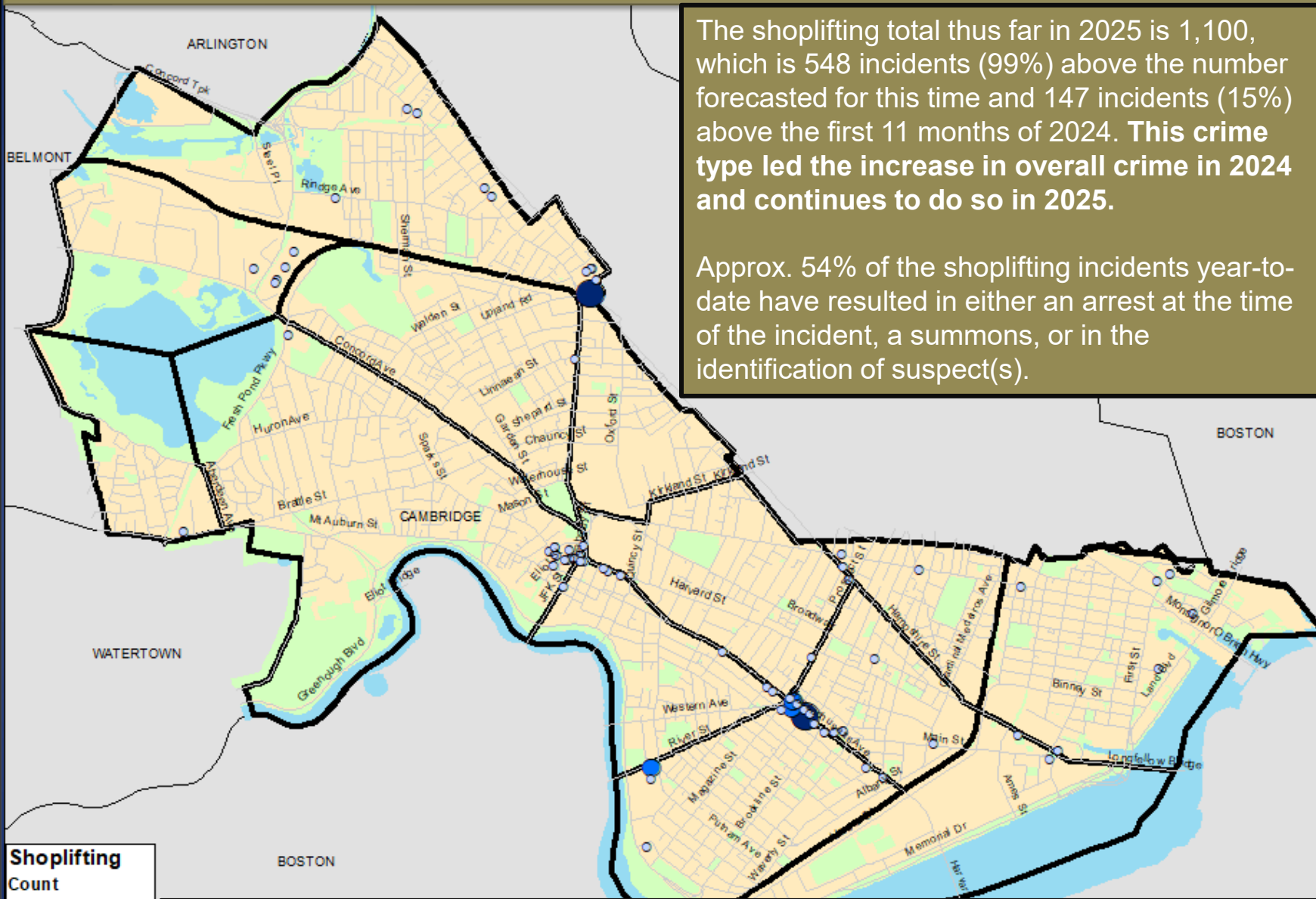
Two residents of the city were separately connected to multiple package thefts in July – a female from Mid-Cambridge and a male from The Port. They were summonsed to court at the time, but the male has since been connected to additional thefts in November.



# Geographic Breakdown of Shoplifting: 1.1.25 – 12.1.25

The shoplifting total thus far in 2025 is 1,100, which is 548 incidents (99%) above the number forecasted for this time and 147 incidents (15%) above the first 11 months of 2024. **This crime type led the increase in overall crime in 2024 and continues to do so in 2025.**

Approx. 54% of the shoplifting incidents year-to-date have resulted in either an arrest at the time of the incident, a summons, or in the identification of suspect(s).



Target in Central Sq has seen the most shoplifting incidents in 2025 with 262 thefts, followed by the Target in Porter Square with 203, and the Walgreens on River St with 70 incidents. There are 15 locations citywide that have reported more than 10 instances of shoplifting so far this year.



# AUTO THEFT

*No Patterns*

- The five-year weighted average for auto theft for the first 11 months of the year is 114, and with 83 reported so far in 2025, Cambridge has experienced a decrease of 27% below the expected total. Auto thefts have also decreased by 7% (6 incidents) when compared with the same time period in 2024.
- The most recent four weeks (November) saw a decrease of seven incidents (-70%) below the previous four weeks (October).
- The neighborhood breakdown for auto theft totals in 2025 is as follows: Cambridgeport – 18; The Port – 15; West Cambridge – 12; Riverside – 8; East Cambridge and Peabody - 7 each; North Cambridge – 6; Mid-Cambridge and Highlands – 4 each and Inman/Harrington – 2.
- Eighteen of the 83 auto thefts reported so far this year (or 22%) involved a situation where the operator left the vehicle unlocked and/or running in order to deliver a package or grab food. When the victim returned, the vehicle was gone.
- Thirty-two of the 83 motor vehicles stolen thus far in 2025 have been recovered to date, with one involving an arrest at the time of the recovery.

## Percent Change

Last 4 Weeks

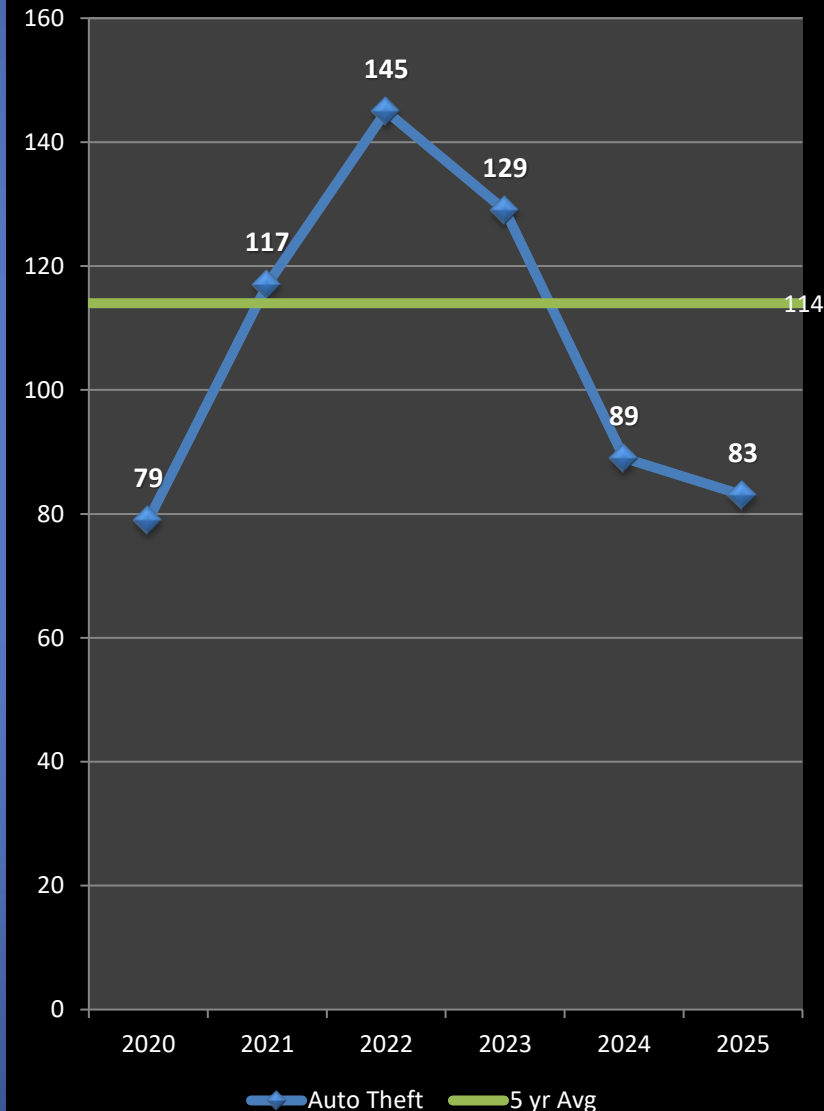
**-70%**

Previous Year

**-7%**

5-Year Average

**-27%**

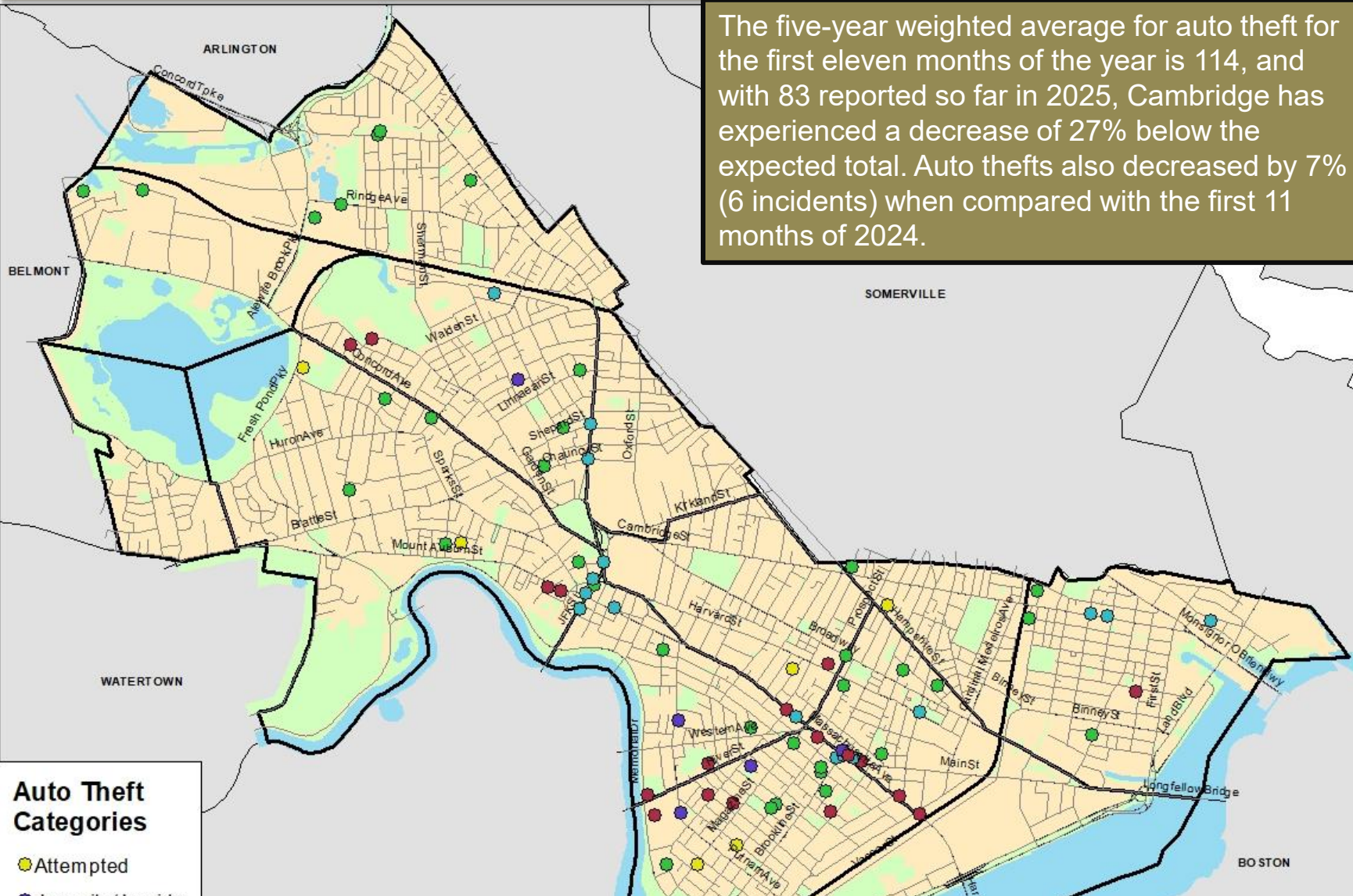






# Geographic Breakdown of Auto Thefts: 1.1.25 – 12.1.25

The five-year weighted average for auto theft for the first eleven months of the year is 114, and with 83 reported so far in 2025, Cambridge has experienced a decrease of 27% below the expected total. Auto thefts also decreased by 7% (6 incidents) when compared with the first 11 months of 2024.



## Auto Theft Categories

- Attempted
- Juvenile/Joyride
- Left Running
- Two-Wheeled
- Unknown

Over the past two years, there has been an increase in auto thefts involving vehicles left running, particularly in areas where delivery drivers park quickly to pick up restaurant orders, only to find their car gone when they exit the establishment. There have been 18 reports of this nature reported year-to-date in 2025.





# Help Prevent Crime

*And keep yourself informed!*

## To receive information from the CPD:

- Sign up with for the **Cambridge Alert Network**, to receive alerts about emerging crime patterns, neighborhood meetings, and crime prevention tips, by visiting [www.CambridgeMa.gov/AlertNetwork](http://www.CambridgeMa.gov/AlertNetwork).
- “Like” the Cambridge Police Department on Facebook at [www.facebook.com/CambridgePolice](http://www.facebook.com/CambridgePolice)
- Follow [@CambridgePolice](https://twitter.com/CambridgePolice) on Twitter.
- Visit our website at [www.CambridgePolice.org](http://www.CambridgePolice.org) for valuable information and reports including the Daily Log and BridgeStat, which is published on the first Friday of every month.
- Download our “MyPD” smartphone app at [www.CambridgePolice.org/MyPD](http://www.CambridgePolice.org/MyPD).

## To Share Information with the CPD:

- Call our Non-Emergency Telephone Number at **617-349-3300**.
  - Every call for service generates a police response, so help drive our resources by reporting things that seem suspicious or out of the ordinary.
- Send an Anonymous TEXT-A-TIP:
  - Send an ANONYMOUS text message to **Tip411 (847411)**. Begin your message with Tip650 and then type your message. You will receive a response from the Cambridge Police with the option to continue communicating. Please remember that this is not a replacement for 9-1-1. **If you witness an emergency situation, please call 9-1-1 immediately.**
- Send an Anonymous Crime Tip E-Mail at [www.CambridgePolice.org/Tips](http://www.CambridgePolice.org/Tips)