



Cambridge Police Department BridgeStat

October 2023

Produced by the Crime Analysis Unit



Part I Total Crime

An analysis of serious crime statistics for the first ten months of 2023 points to a sizable increase of 16% in the Part One index total for Cambridge when compared with the same time frame in 2022. Through 10/30/23 of this year, there were 2,705 serious crimes reported in the City. For the same time period in 2022, the combined total for Murder, Rape, Robbery, Aggravated Assault, Burglary, Larceny & Auto theft was 2,338 incidents. When measured against the five-year average, a 26% rise in the crime index has been registered.

Further analysis of the crime totals for the first ten months of 2023 indicates that violent crimes recorded a 26% increase when compared with last year. There were zero homicides, 40 rapes, 115 robberies, and 259 aggravated assaults recorded during the first ten months of 2023.

Similarly, property crimes rose 14% with 281 additional crimes reported when compared with the same time frame in 2022. The 100% increase in shoplifting, the 25% increase in bicycle larcenies, and the 11% rise in burglaries when compared with 2022 are the key trend indicators observed so far in 2023 that have driven the upward curve in the property crime index for October. Conversely, larcenies from the person have decreased by 17% and larcenies from motor vehicles have dropped 23% when comparing the first ten months of 2023 with that of 2022.

When analyzing the serious crime totals of October 2023 versus the previous month of September 2023, there was an increase of 11% in the number of index incidents, with 28 more crimes reported.

	<u>4 Week Snapshot</u>			<u>Year to Date</u>			<u>Five Year</u>	
	9/5/23 - 10/2/22	10/3/23 - 10/30/23	Change	2022	2023	Change	Avg	Change
Total Violent Crime	31	39	26%	328	414	26%	275	51%
Total Property Crime	213	233	9%	2010	2291	14%	1871	22%
Total Part I Crime	244	272	11%	2338	2705	16%	2146	26%



Part I Property Crime

Analysis of property crime totals through October of 2023 reveals a 14% increase when measured against the 2022 totals and a 22% rise above the five-year average of 1,871.

A majority of the property crime categories below recorded inclines when measured against the first ten months of 2022, most notably a 100% jump in shopliftings (up 232 incidents), a 25% surge in bike thefts (up 99 incidents), and a 16% increase in thefts from residences (up 45). Meanwhile, larcenies from motor vehicles dropped 23% (down 85 thefts) and larceny from the person decreased by 17% (down 17 incidents).

	4 Week Snapshot			Year to Date			Five Year	
	9/5/23 - 10/2/22	10/3/23 - 10/30/23	Change	2022	2023	Change	Avg	Change
Burglary	20	22	10%	193	215	11%	173	24%
Commercial Break	7	6	-14%	39	59	51%	48	23%
Housebreak	13	16	23%	154	156	1%	125	25%
Larceny	188	200	6%	1681	1956	16%	1590	23%
Larceny (Misc)	8	11	38%	77	67	-13%	53	26%
Larceny from Building	12	13	8%	182	171	-6%	151	13%
Larceny from MV	11	19	73%	368	283	-23%	316	-10%
Larceny from Person	7	7	0%	101	84	-17%	98	-14%
Larceny from Residence	24	36	50%	284	329	16%	270	22%
Larceny of Bicycle	63	61	-3%	402	501	25%	455	10%
Larceny of Plate	2	4	100%	22	37	68%	18	106%
Larceny of Services	1	1	0%	12	19	58%	8	138%
Shoplifting	60	48	-20%	233	465	100%	221	110%
Auto Theft	5	11	120%	136	120	-12%	107	12%
Total Property Crime	213	233	9%	2010	2291	14%	1871	22%

Cambridge Police BridgeStat



Part I Violent Crime

From January 1st to October 30th of 2023, there were 414 violent crimes recorded in Cambridge, 86 incidents (+26%) above last year's total of 328 incidents through the same time and 139 incidents (+51%) above the 275 crimes forecasted for the first ten months of the year.

There have been 40 rapes reported in Cambridge thus far in 2023, up six incidents compared to the same time in 2022. The rapes reported in 2023 have included nine domestic incidents, 18 acquaintance incidents, nine contact scenarios, and four blitz assaults.

The trend observed during the past couple years of a high percentage of aggravated assaults and street robberies occurring in Central Square and on peripheral side streets has returned with the warm weather, after a first-quarter lull in activity in that area. So far, ten months into the year, 79 (or 31%) of the 259 aggravated assaults and 45% of the street robberies have been reported in the Central Square area.

For only the fourth time in 20 years, no murders were reported in Cambridge in 2022 and this trend has continued through October of 2023 as well. The last murder in Cambridge took place on March 27th, 2021, on Pemberton St. It remains under investigation.

	4 Week Snapshot			Year to Date			Five Year	
	9/5/23 - 10/2/22	10/3/23 - 10/30/23	Change	2022	2023	Change	Avg	Change
Homicide	0	0	IN-CALC	0	0	IN-CALC	1	-100%
Rape	2	2	0%	34	40	18%	27	48%
Robbery	8	6	-25%	85	115	35%	68	69%
Commercial Robbery	3	3	0%	16	33	106%	13	154%
Street Robbery	5	3	-40%	69	82	19%	55	49%
Aggravated Assault	21	31	48%	209	259	24%	180	44%
Total Violent Crime	31	39	26%	328	414	26%	275	51%



MURDER

No Patterns

- No murders have been reported in Cambridge in 2023 through October 30th, 2023.*
- There were no murders recorded in Cambridge in 2022. This has happened only three other times in the past 20 years—in 2004, 2007, and 2010.
- In the last reported homicide in Cambridge, on Saturday 3/27/21, there was a fatal shooting that occurred at approximately 12:40 a.m. on Pemberton Street. The victim was reportedly located unconscious outside his vehicle by a passerby who called 911. The victim was transported to Mount Auburn Hospital where he later died. The victim has been identified as Xavier Louis-Jacques, 19, of Cambridge. The investigation is ongoing.
- On April 23, 2020, Jose Bermudez was arrested for the fatal daylight stabbing of 33-year-old Danilo Perez in Central Square on April 14. Bermudez and Perez were both part of the homeless community and were known to each other. Bermudez is being held without bail. This was the only homicide recorded in 2020.
- There was one murder in Cambridge in 2019. The Middlesex DA's Office and the Cambridge Police are asking for public assistance regarding the ongoing investigation into the fatal incident that occurred in the New Street area of Danehy Park around 6:30PM on the night of January 2nd, 2019. This incident is being investigated as a homicide. The preliminary investigation suggests that the victim, 60-year-old Paul Wilson, died as a result of blunt force trauma and that robbery does not appear to have been the motive.

* Please note: These figures exclude the fatal Cambridge Police officer-involved shooting of Sayed Faisal on January 4, 2023.

Percent Change*

Last 4 Weeks

0%

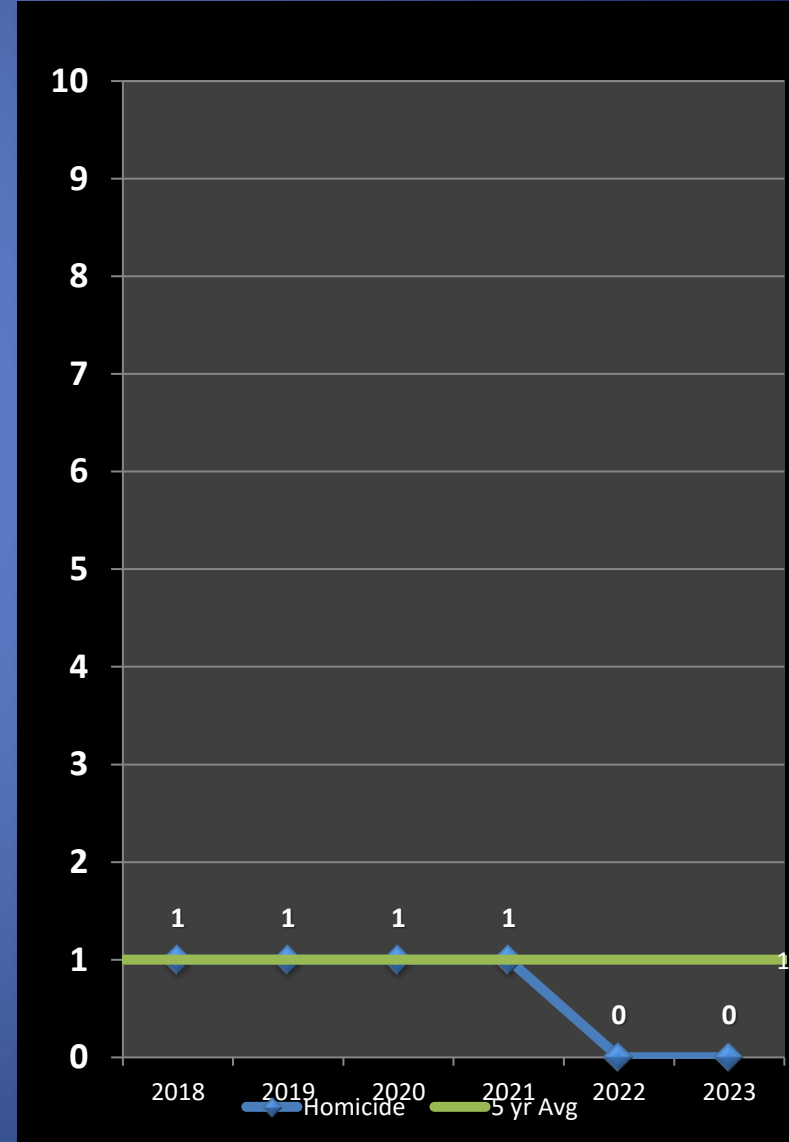
Previous Year

0%

5-Year Average

-100%

*IN -CAL: Percentages are not calculated for numbers so small as to present a statistically misleading percentage.





RAPE

No Patterns

- There were 40 rapes reported in Cambridge during the first ten months of 2023, which is up six incidents (18%) compared to the number reported through the same time frame in 2022.
- The rapes reported thus far in 2023 have been categorized as nine domestic incidents, 18 acquaintance incidents, nine contact scenarios, and four blitz assaults.
- One of the domestic assaults and one of the acquaintance assaults so far this year resulted in the arrest of the suspect at the time of the incident.
- The total number of reported rapes tends to fluctuate from year to year, but the number of stranger-to-stranger rapes reported each year in Cambridge—typically between one and five—remains extremely low.

Percent Change*

Last 4 Weeks

0%

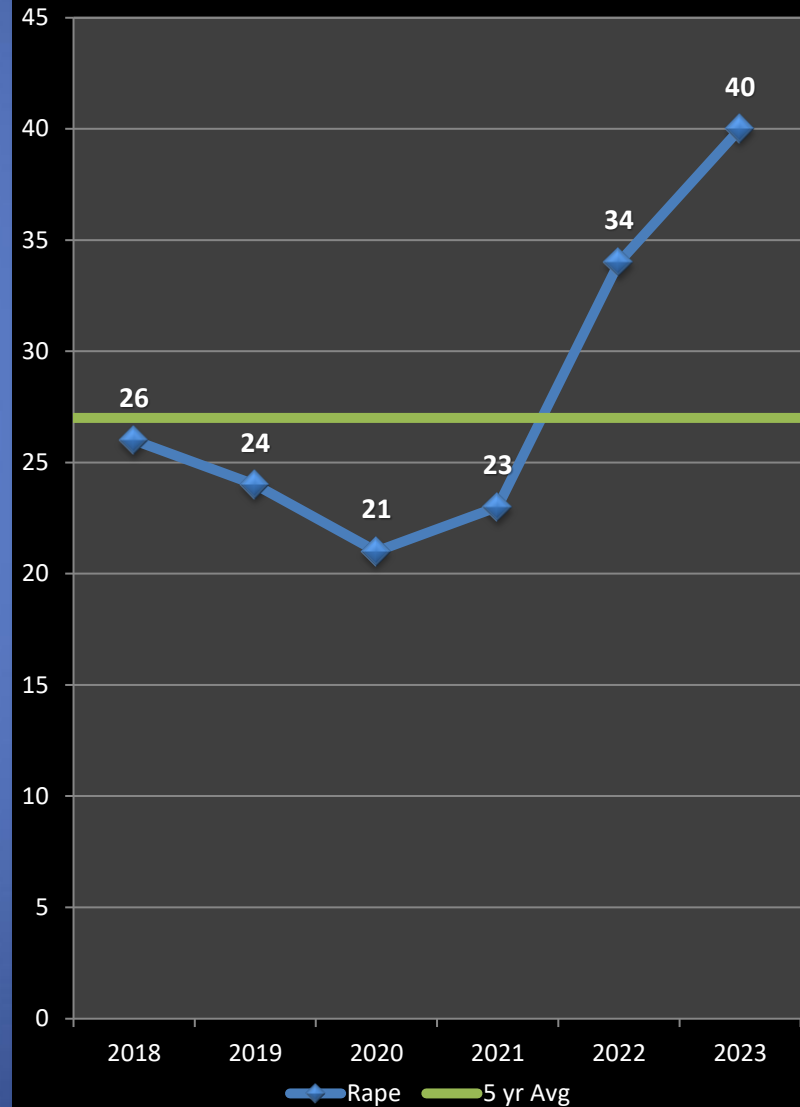
Previous Year

+18%

5-Year Average

+48%

*IN -CAL: Percentages are not calculated for numbers so small as to present a statistically misleading percentage.





AGGRAVATED ASSAULT

No Patterns

- The total of 259 aggravated assaults reported through October 30th of 2023 was 50 crimes (+24%) above the total for the first ten months of 2022, as well as 79 incidents (+44%) above the five-year average of 180 crimes.
- The 259 aggravated assaults reported over the first 43 weeks of this year were comprised of the following classifications: 60 domestic altercations; 55 unprovoked scenarios; 30 traffic-and-parking incidents; 25 acquaintance assaults; 23 juvenile-related assaults; 21 psychotic episodes; 10 unhoused assaults; 9 shop owner/patron assaults; 8 affrays/brawls; 7 assaults on police; 4 each of landlord/neighbor assaults and workplace incidents; and 3 drug deals gone awry.
- The trend observed during the past couple years of a high percentage of aggravated assaults occurring in Central Sq and on peripheral side streets returned with the warmer weather, after a first-quarter lull in activity in that area. Thus far in 2023, 79 of the 259 assaults citywide have been reported in Central Sq. However, unlike in 2022 when activity was mostly focused only in Central Sq, other areas of the city are also seeing increased activity this year (see map on slide 8).
- There have been five confirmed shots fired incidents in Cambridge through October 30, 2023*, three of which resulted in the non-fatal shootings of four total victims. The last reported shooting this year was on 7/16. Through October 30 in 2022, there were 13 shots fired incidents, two of which resulted in the non-fatal shootings of three victims.

* Please note: This figure excludes the fatal Cambridge Police officer-involved shooting of Sayed Faisal on January 4, 2023.

Percent Change

Last 4 Weeks

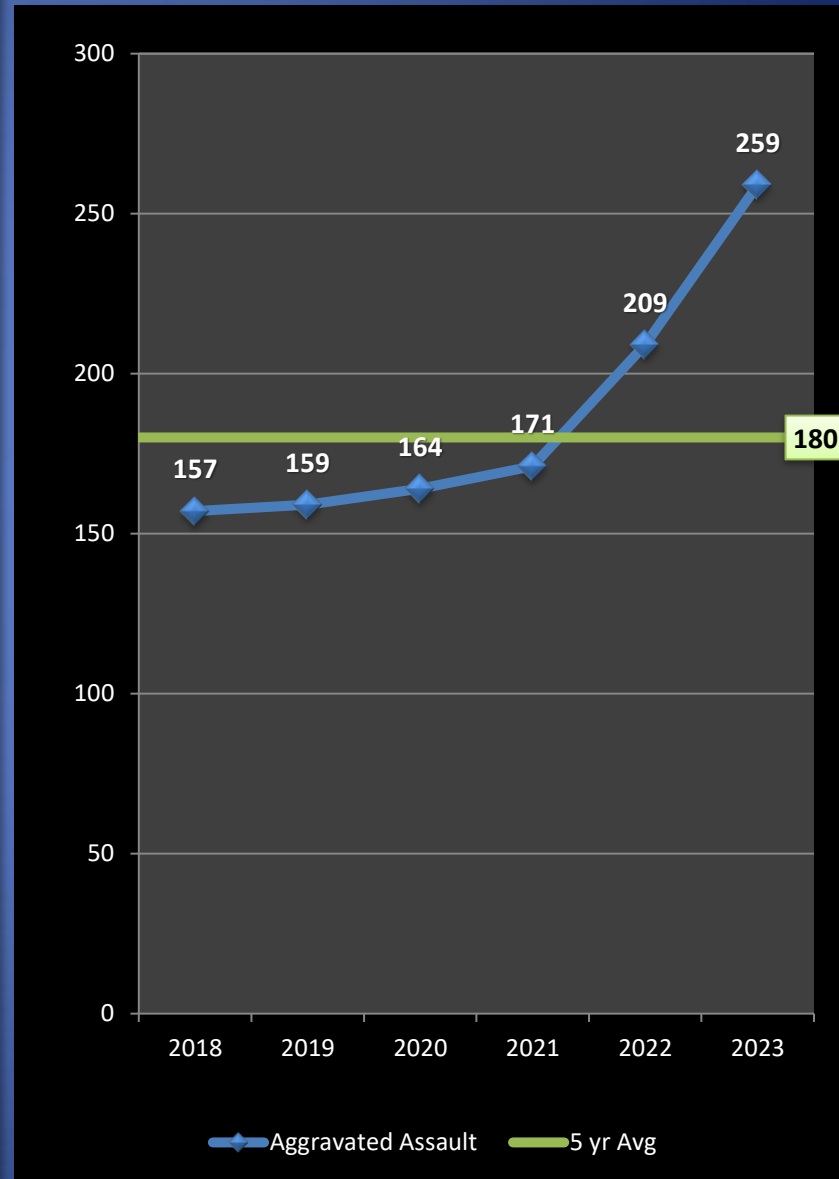
48%

Previous Year

+24%

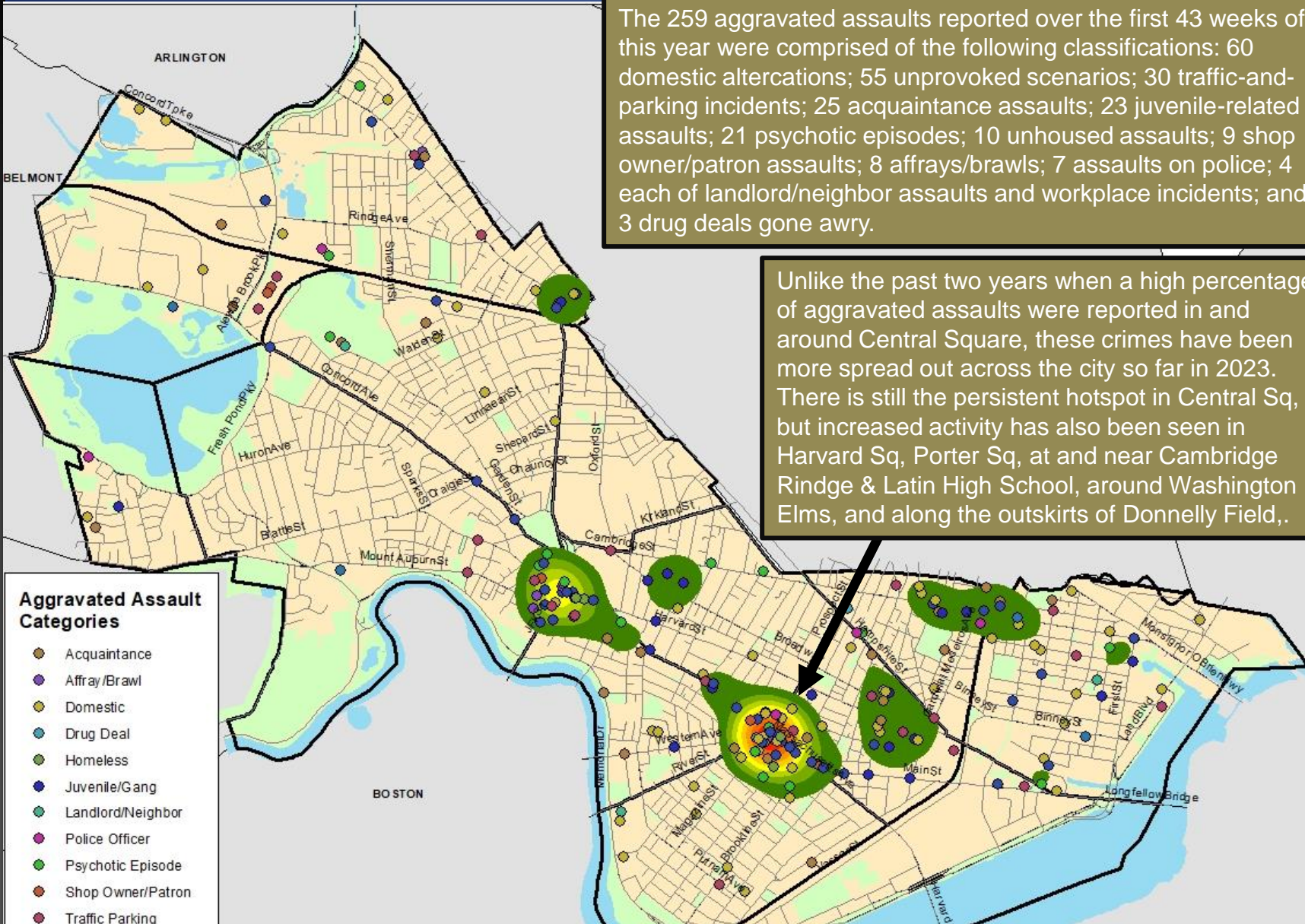
5-Year Average

+44%





Geographic Breakdown of Aggravated Assaults: 1.1.23 – 10.30.23



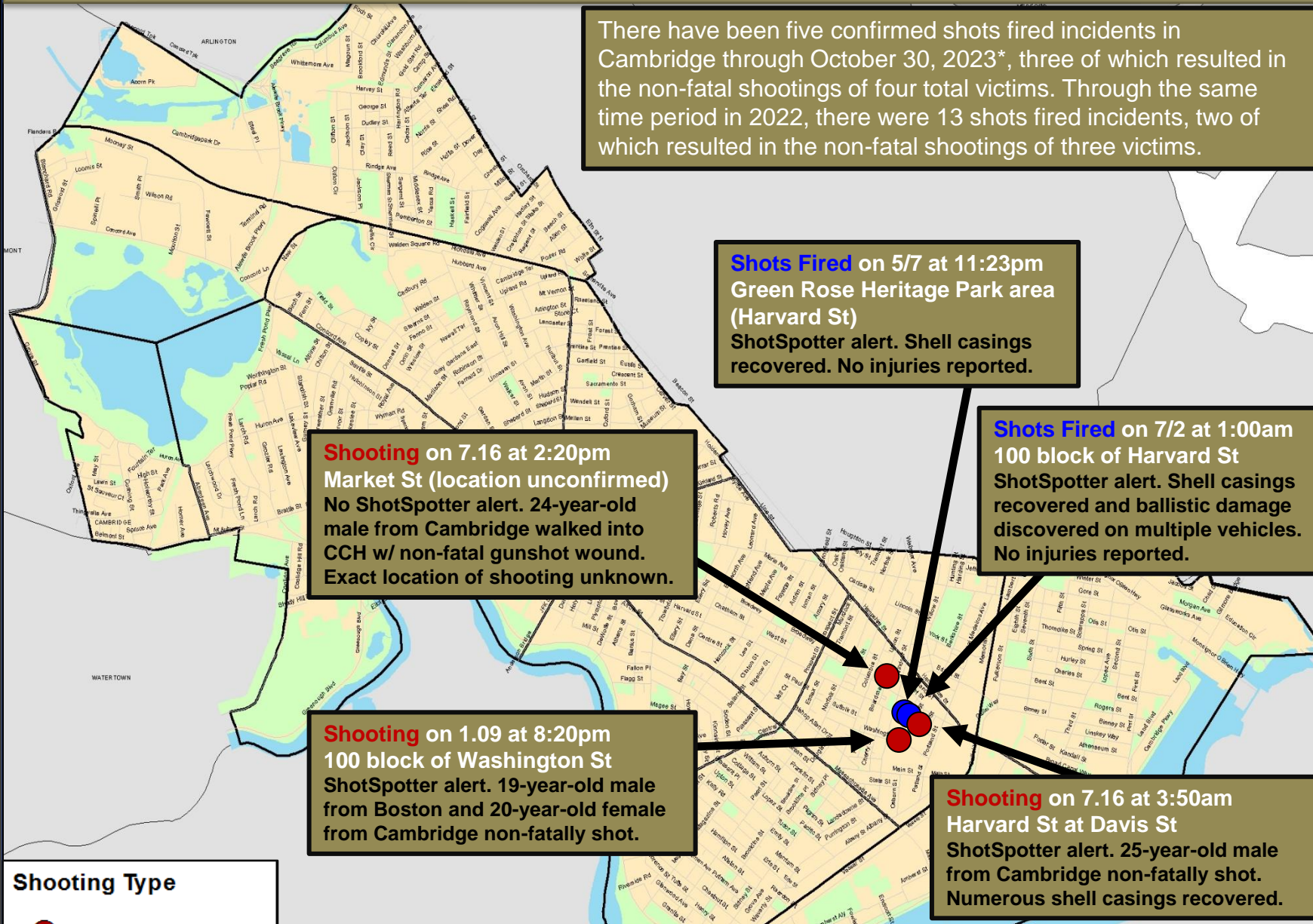
Please note: This map excludes the fatal Cambridge Police officer-involved shooting of Sayed Faisal on January 4, 2023.



Confirmed Shots Fired and Shootings in Cambridge: 1.1.23 – 10.30.23

Cambridge Police BridgeStat

There have been five confirmed shots fired incidents in Cambridge through October 30, 2023*, three of which resulted in the non-fatal shootings of four total victims. Through the same time period in 2022, there were 13 shots fired incidents, two of which resulted in the non-fatal shootings of three victims.



Shots Fired on 5/7 at 11:23pm
Green Rose Heritage Park area (Harvard St)
ShotSpotter alert. Shell casings recovered. No injuries reported.

Shots Fired on 7/2 at 1:00am
100 block of Harvard St
ShotSpotter alert. Shell casings recovered and ballistic damage discovered on multiple vehicles. No injuries reported.

Shooting on 7.16 at 2:20pm
Market St (location unconfirmed)
No ShotSpotter alert. 24-year-old male from Cambridge walked into CCH w/ non-fatal gunshot wound. Exact location of shooting unknown.

Shooting on 1.09 at 8:20pm
100 block of Washington St
ShotSpotter alert. 19-year-old male from Boston and 20-year-old female from Cambridge non-fatally shot.

Shooting on 7.16 at 3:50am
Harvard St at Davis St
ShotSpotter alert. 25-year-old male from Cambridge non-fatally shot. Numerous shell casings recovered.

Shooting Type

- Shooting w/ Victim(s)
- Shots Fired (no victims)

*Please note: This figure/map excludes the fatal Cambridge Police officer-involved shooting of Sayed Faisal on January 4, 2023.

October 2023



Robbery

No Patterns

- The five-year average for overall robbery in Cambridge for the first 10 months of the year is 68 incidents. Through October 30th of 2023, 115 robberies were recorded, which translates to a 69% increase above the projected total and a 35% incline above the 85 robberies counted through October 30th of 2022.
- There have been 33 commercial robberies reported through 10/30 of this year. This total is 106% above the 16 reported through 10/30 of last year and 154% above the five-year average of 13. Part of the increase in 2023 can be attributed to a regional pattern of armed commercial robberies involving a lone male suspect with a firearm that affected both Cambridge and Boston during the first quarter, as well as a regional pattern of armed robberies at convenience stores in October. Many of the remaining commercial robberies this year have involved escalated shoplifting incidents at local retail and drug stores.
- The 82 street robberies reported year-to-date in 2023 are up 19% over the 69 reported through this time in 2022 and are up 49% over the five-year average of 55. Despite the increase, there are no active street robbery patterns in Cambridge at the present time. However, the past few months have seen an increase in pack robberies involving groups of juveniles and acquaintance robberies between unhoused individuals, particularly in the Central and Harvard Square areas.

Percent Change

Last 4 Weeks

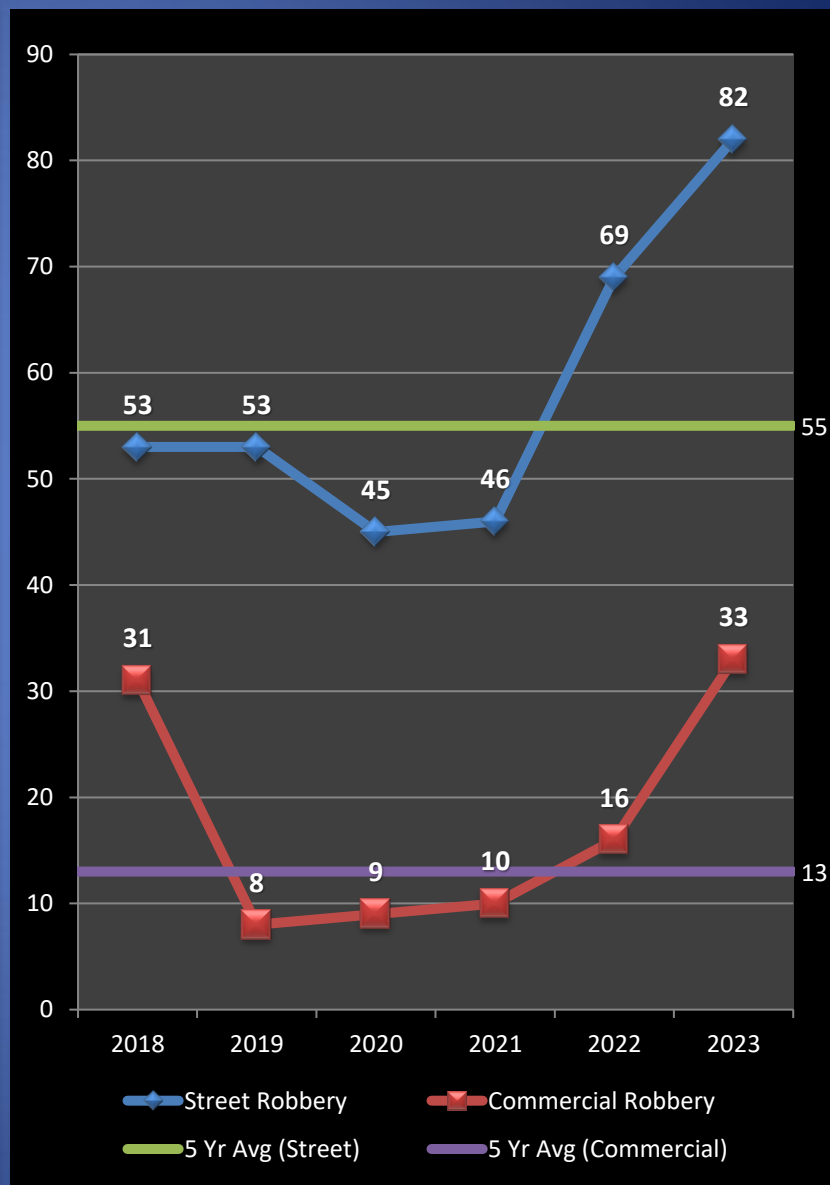
-25%

Previous Year

+35%

5-Year Average

+69%

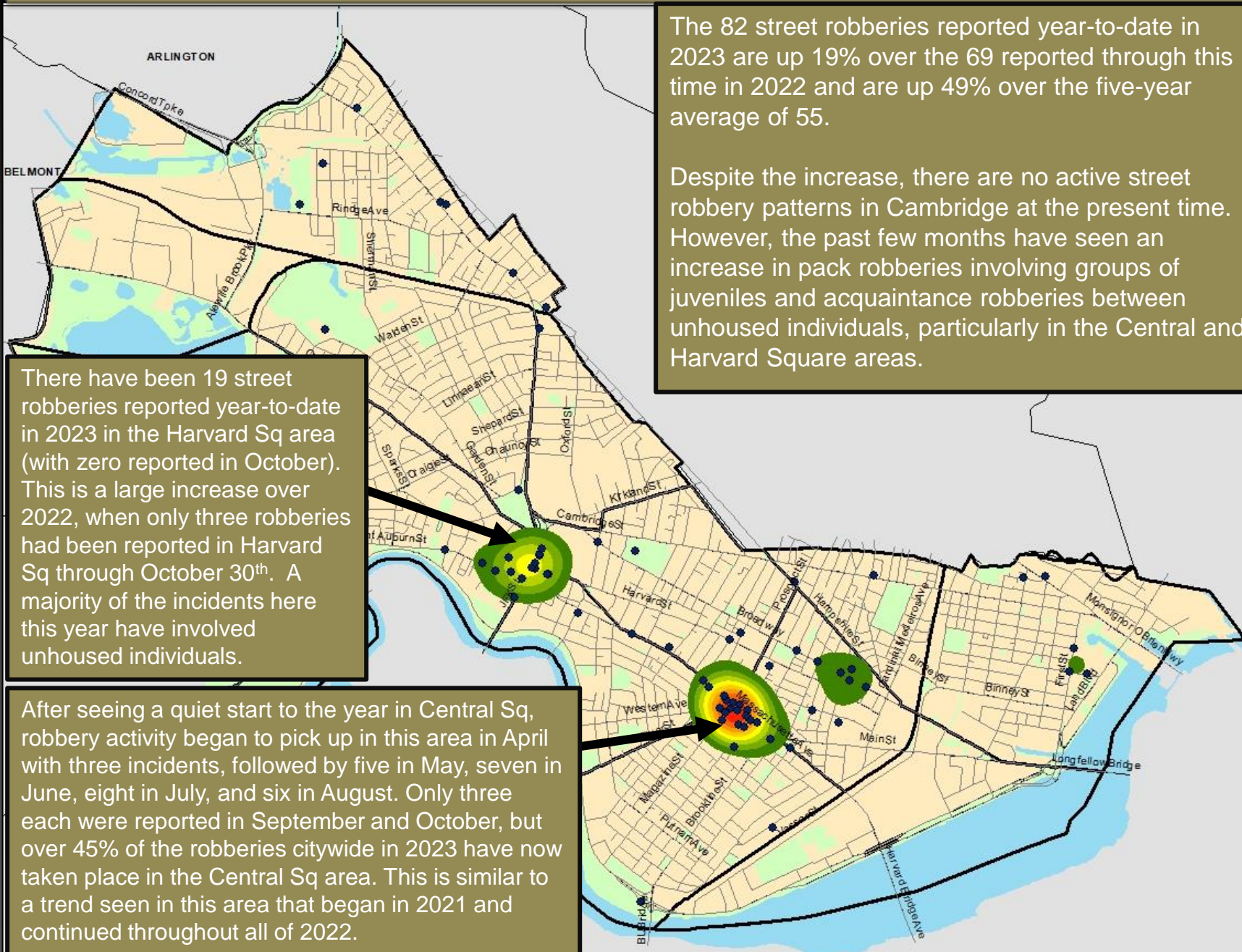




Geographic Breakdown of Street Robberies: 1.1.23 – 10.30.23

Cambridge Police BridgeStat

October 2023





Geographic Breakdown of Commercial Robberies: 1.1.23 – 10.30.23

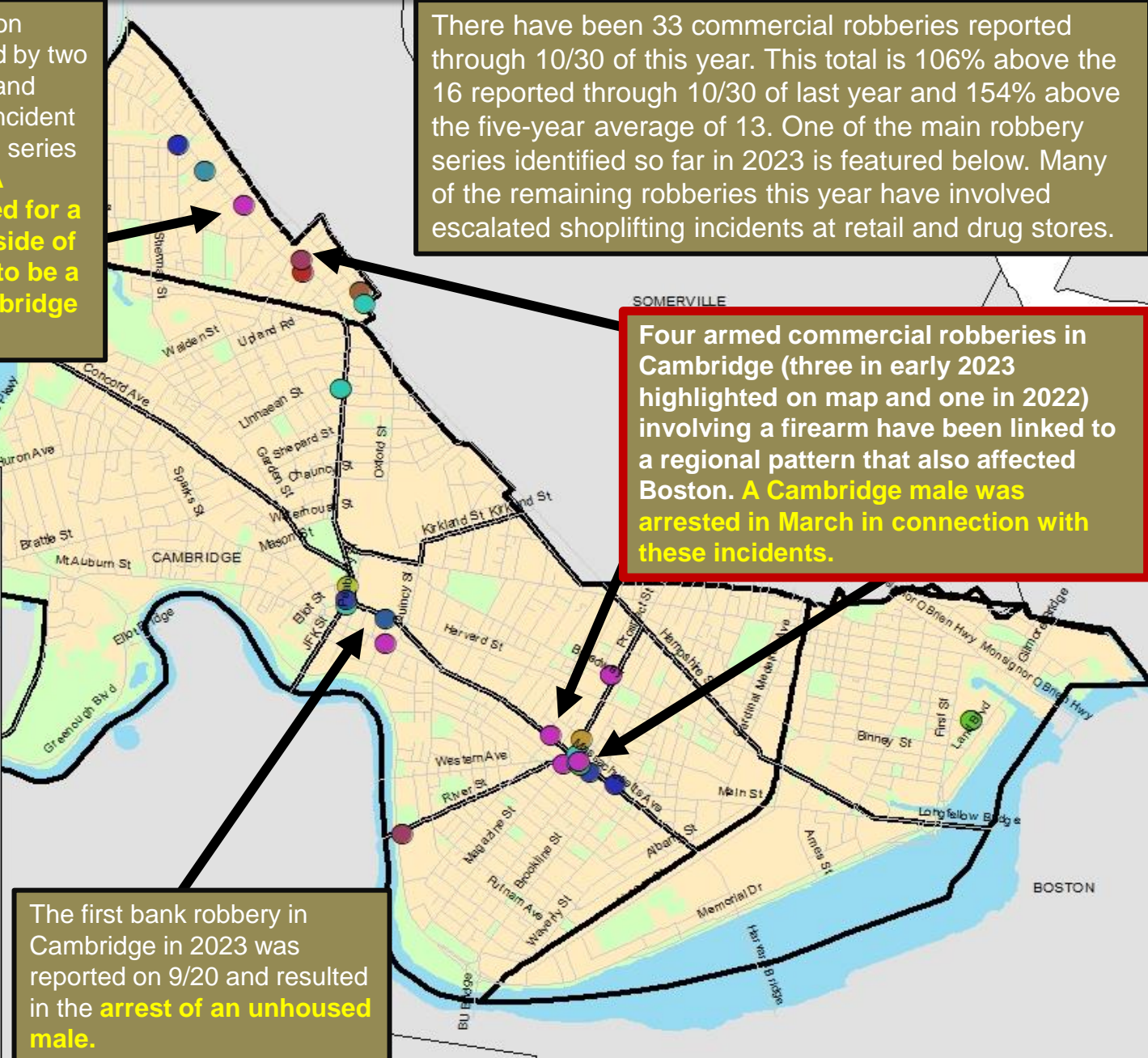
A convenience store on Mass Ave was robbed by two males with a firearm and knife on 10/16. This incident was part of a regional series of armed robberies. **A Boston male arrested for a related incident outside of the City is believed to be a suspect in this Cambridge robbery as well.**

There have been 33 commercial robberies reported through 10/30 of this year. This total is 106% above the 16 reported through 10/30 of last year and 154% above the five-year average of 13. One of the main robbery series identified so far in 2023 is featured below. Many of the remaining robberies this year have involved escalated shoplifting incidents at retail and drug stores.

Four armed commercial robberies in Cambridge (three in early 2023 highlighted on map and one in 2022) involving a firearm have been linked to a regional pattern that also affected Boston. A Cambridge male was arrested in March in connection with these incidents.

- Commercial Robbery Premise Type**
- Bank
 - Books/Comics
 - Commercial Building
 - Convenience Store
 - Drug Store
 - Eyeglass/Optician
 - Fast Food
 - Gasoline Station
 - Grocery
 - Hair/Beauty
 - Liquor Store
 - Restaurant/Bar
 - Misc. Retail
 - Shopping Mall

The first bank robbery in Cambridge in 2023 was reported on 9/20 and resulted in the **arrest of an unhoused male.**





Burglary

No Patterns

- The property index crime of burglary, the combination of residential and commercial breaks, has recorded an increase of 24% through October 30th of 2023 when compared to the five-year average, with 42 additional incidents reported above the projected total of 173 breaks. When compared with last year's total of 193 incidents for the first ten months of the year, an 11% increase has registered (up 22 incidents in 2023).
- Housebreaks year-to-date in 2023 are up by just two incidents when compared to 2022 (increasing 1% from 154 to 156). June saw the largest number of housebreaks to date in 2023 with 25 reported.
 - Suspects have been arrested or otherwise identified in 43 of the housebreaks so far this year.
 - In June, two people were connected to an apartment building in the Port that has reported the largest number of breaks at one location citywide in 2023. An arrest was made in connection with one of the breaks and property linking individuals to numerous other crimes was recovered.
- Commercial breaks for the first ten months of 2023 have risen by 20 crimes (+51%), from 39 in 2022 to 59 in 2023.
 - There were five related commercial breaks in June and a Cambridge resident has been charged in connection with all five incidents (see map on slide 15).
 - Six locations have experienced more than one break this year.
 - Six of the commercial breaks were attempts, where no entry was gained.

Percent Change

Last 4 Weeks

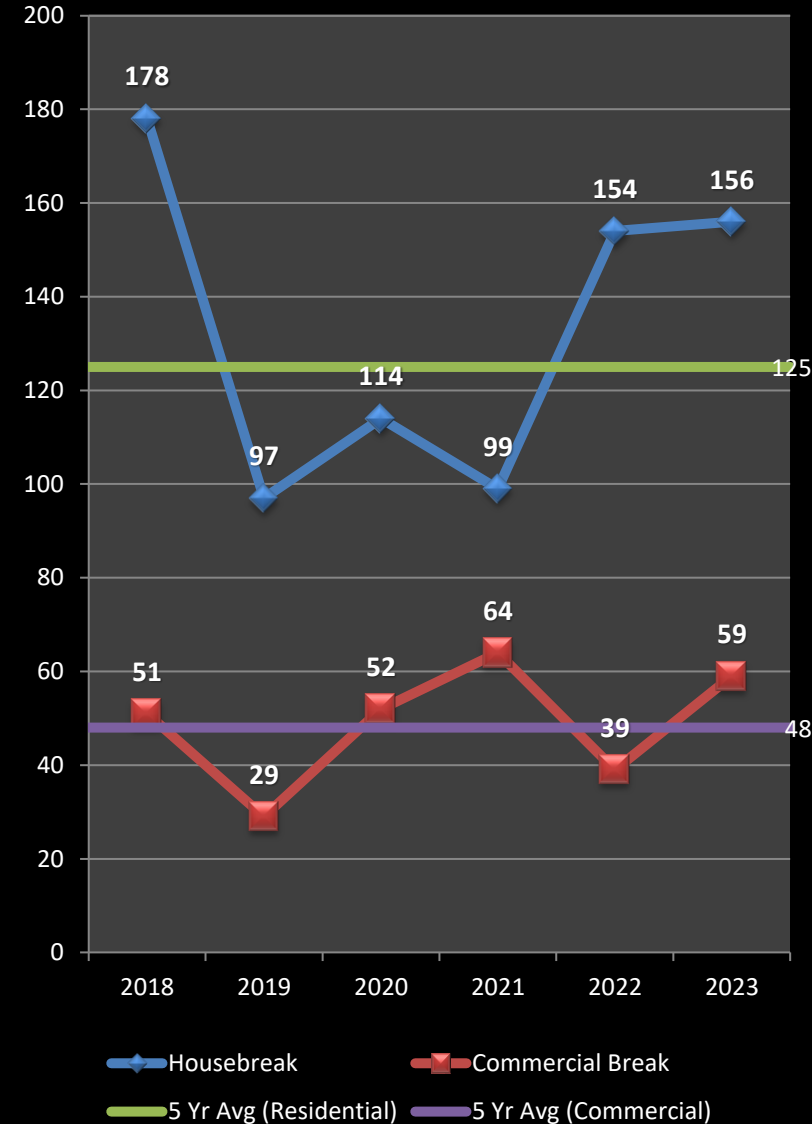
10%

Previous Year

+11%

5-Year Average

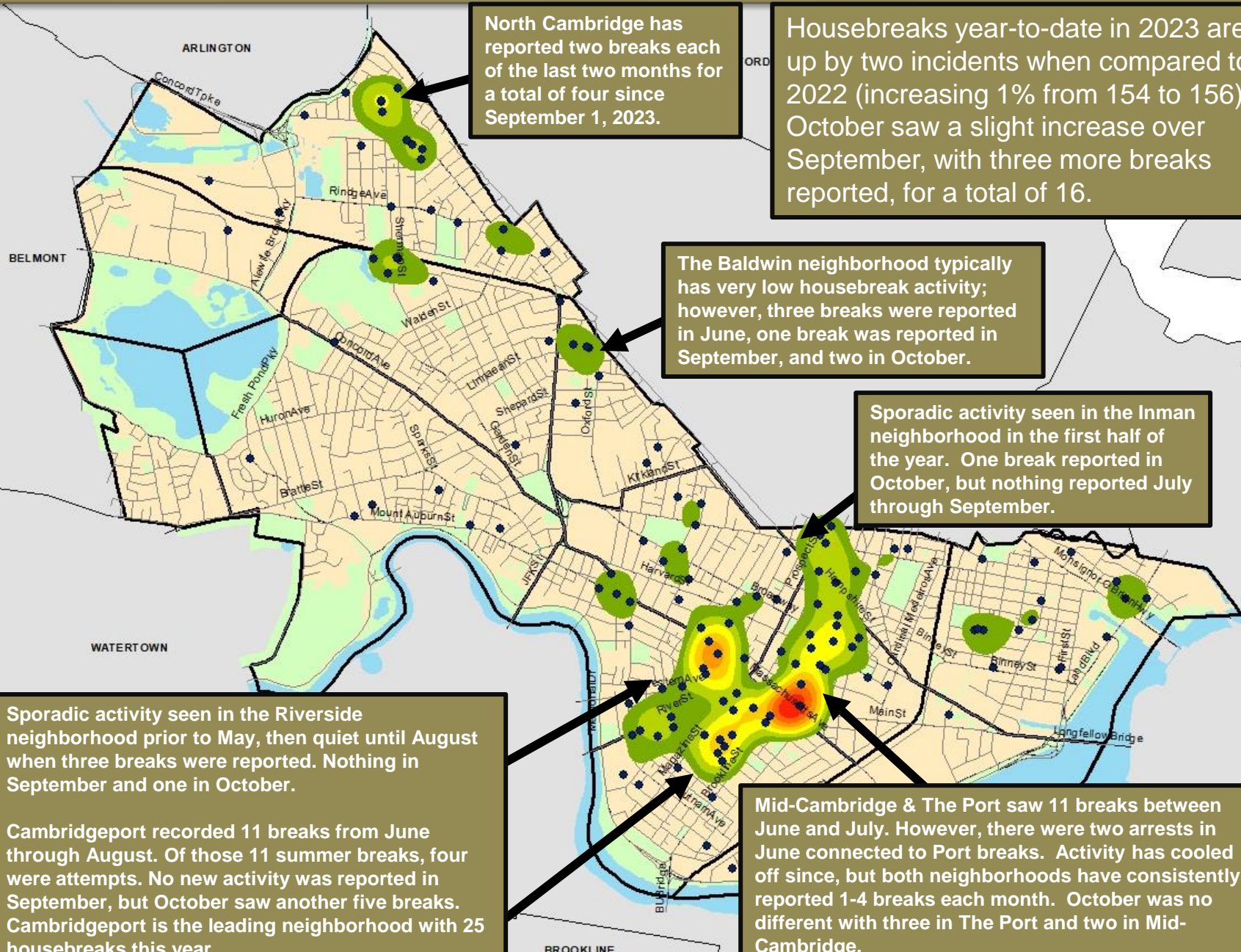
+24%





Geographic Breakdown of Housebreaks: 1.1.23 – 10.30.23

Cambridge Police BridgeStat



North Cambridge has reported two breaks each of the last two months for a total of four since September 1, 2023.

Housebreaks year-to-date in 2023 are up by two incidents when compared to 2022 (increasing 1% from 154 to 156) October saw a slight increase over September, with three more breaks reported, for a total of 16.

The Baldwin neighborhood typically has very low housebreak activity; however, three breaks were reported in June, one break was reported in September, and two in October.

Sporadic activity seen in the Inman neighborhood in the first half of the year. One break reported in October, but nothing reported July through September.

Sporadic activity seen in the Riverside neighborhood prior to May, then quiet until August when three breaks were reported. Nothing in September and one in October.

Cambridgeport recorded 11 breaks from June through August. Of those 11 summer breaks, four were attempts. No new activity was reported in September, but October saw another five breaks. Cambridgeport is the leading neighborhood with 25 housebreaks this year.

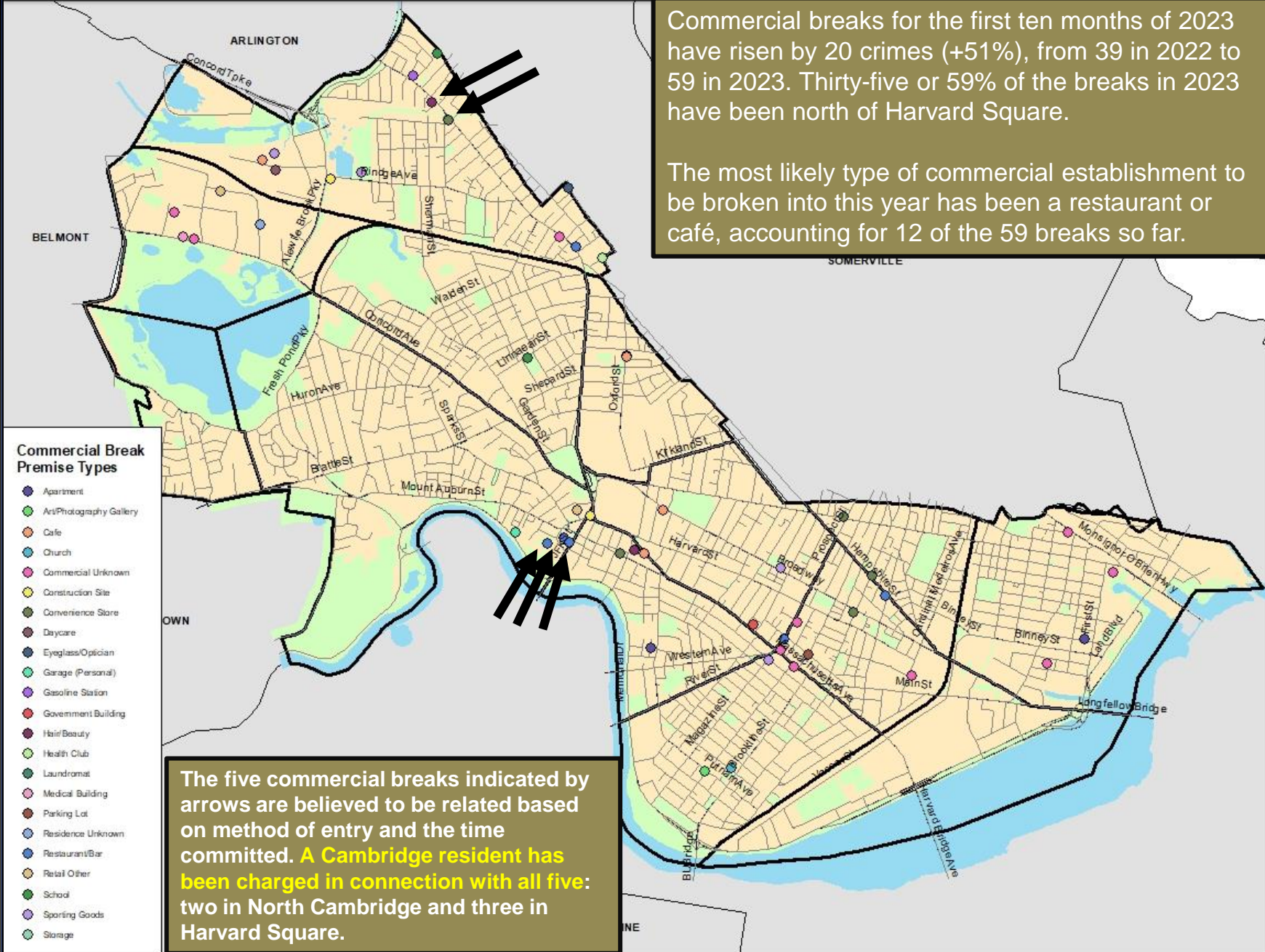
Mid-Cambridge & The Port saw 11 breaks between June and July. However, there were two arrests in June connected to Port breaks. Activity has cooled off since, but both neighborhoods have consistently reported 1-4 breaks each month. October was no different with three in The Port and two in Mid-Cambridge.



Geographic Breakdown of Commercial Breaks: 1.1.23 – 10.30.23

Cambridge Police BridgeStat

October 2023



Commercial breaks for the first ten months of 2023 have risen by 20 crimes (+51%), from 39 in 2022 to 59 in 2023. Thirty-five or 59% of the breaks in 2023 have been north of Harvard Square.

The most likely type of commercial establishment to be broken into this year has been a restaurant or café, accounting for 12 of the 59 breaks so far.

The five commercial breaks indicated by arrows are believed to be related based on method of entry and the time committed. **A Cambridge resident has been charged in connection with all five:** two in North Cambridge and three in Harvard Square.



LARCENY

No Patterns

Percent Change

Last 4 Weeks

6%

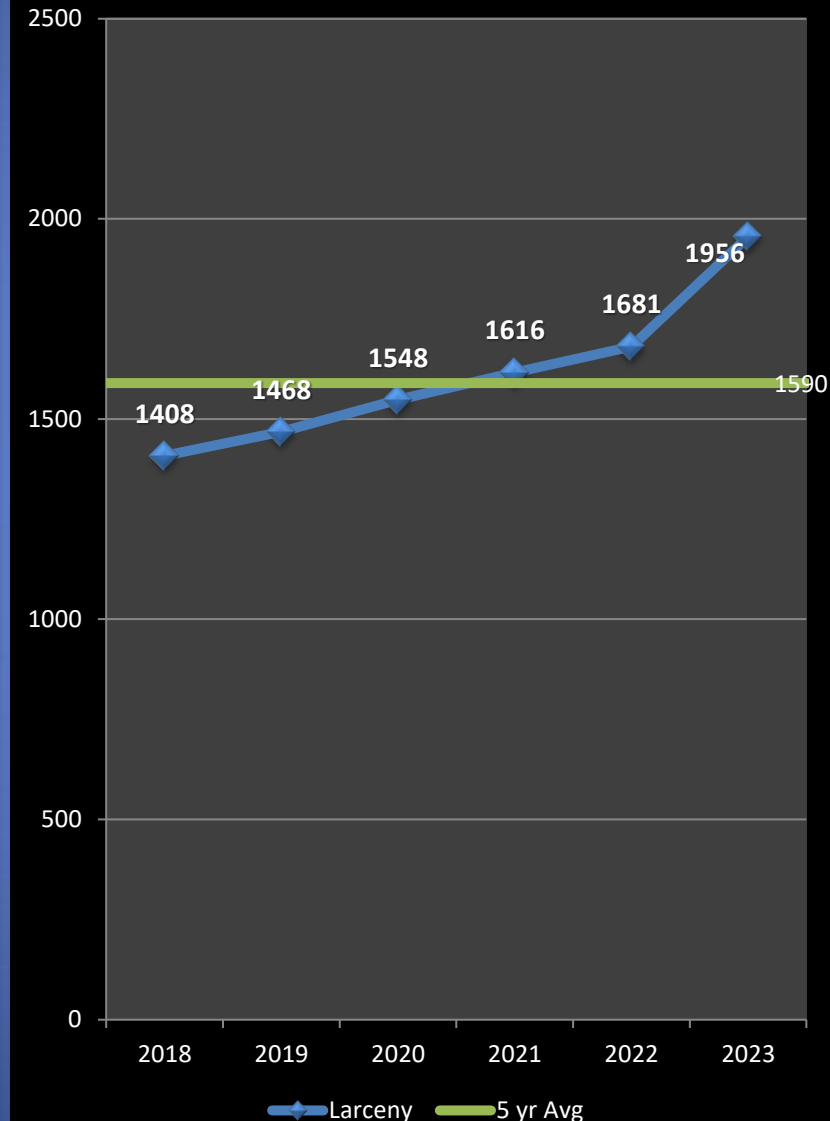
Previous Year

+16%

5-Year Average

+23%

- Preliminary stats indicate that overall larceny through October 30th, 2023, is registering at 1,956 incidents, 16% above the same time frame in 2022. The total of 1,956 larcenies reported year-to-date in 2023 is also 23% above the 5-year average of 1,590 incidents.
- The larceny from motor vehicles total through 10/30/23 is 283 incidents, 23% below the same time frame in 2022. The 283 thefts reported are also 33 less than the number forecasted for 2023. The decrease in 2023 compared to last year can be attributed to a drop in catalytic converter thefts in 2023—in 2022, 113 were reported through 10/30/22, while only 21 have been reported so far this year.
- Through October 30, 2023, there were 84 larcenies from the person reported in Cambridge, down 17 incidents (-17%) compared to the same time period in 2022. The 2023 total is 14% (14 incidents) below the five-year average of 98. Central Square has seen the most activity so far this year with 37 incidents.
- There were 171 larcenies from buildings reported through October 30th, 2023. This total is slightly below last year with 11 fewer thefts reported in 2023, but it is 20 incidents (13%) above the 5-year average. The increase seen over the last two years can be at least partially attributed to the continued trend of thefts from lockers at local gyms in Porter and Central Squares.
- Larcenies from residences are up 45 incidents (16%) in 2023 when compared with 2022. Package thefts have made up the majority of this crime type in recent years and registered even higher than average in 2020-2022, likely due to the increased volume of deliveries during the pandemic. Package thefts have accounted for 218 (or 66%) of the 329 larcenies from residences thus far in 2023.
- There were 501 larcenies of bicycles reported through October 30th of 2023. This total is 99 incidents (+25%) above last year's total and 46 incidents (+10%) above the five-year average of 455. The warmer and less snowy weather this past winter when compared to 2022 may partly be a cause for the increase so far in 2023, as overall ridership may have remained higher this year.





LARCENY From MV

No Patterns

- The larceny from motor vehicle total for the first ten months of 2023 is 283 incidents, which is 23% below the total for the same time period in 2022. The total of 316 thefts from cars reported thus far in 2023 is also 33 incidents (-10%) below the number forecasted through the first 43 weeks of 2023.
- The neighborhoods with the highest larceny from motor vehicle totals so far in 2023 are: North Cambridge (54), Cambridgeport (40), Peabody (39), and Riverside (32).
- Comparing the last four weeks (October) to the previous four (September), there was a 73% increase in larcenies from motor vehicles, with 8 more crimes reported.
- There have been multiple larcenies from motor vehicles this year where suspects have also tampered with the ignition in an unsuccessful attempt to steal the vehicle. This can be attributed to a recent TikTok trend targeting Kia and Hyundai vehicles.
- Catalytic converter thefts became a problem in Cambridge in January of 2021. Surges continued sporadically throughout 2021 and 2022, with at least 128 reported in 2022 alone. This activity has not been as prolific in 2023, with only 21 incidents reported so far this year compared to the 113 thefts reported during the same time frame in 2022. In fact, not a single catalytic converter theft has been reported stolen in Cambridge since April. However, it remains to be seen whether this crime type will re-emerge as the year progresses.
 - The majority of the catalytic converter thefts in Cambridge have involved 2004-2009 Toyota Priuses.
 - Thus far in 2023, the majority of the catalytic converter theft activity was reported overnight in the upper half of Cambridge, north and west of Harvard Square.

Percent Change

Last 4 Weeks

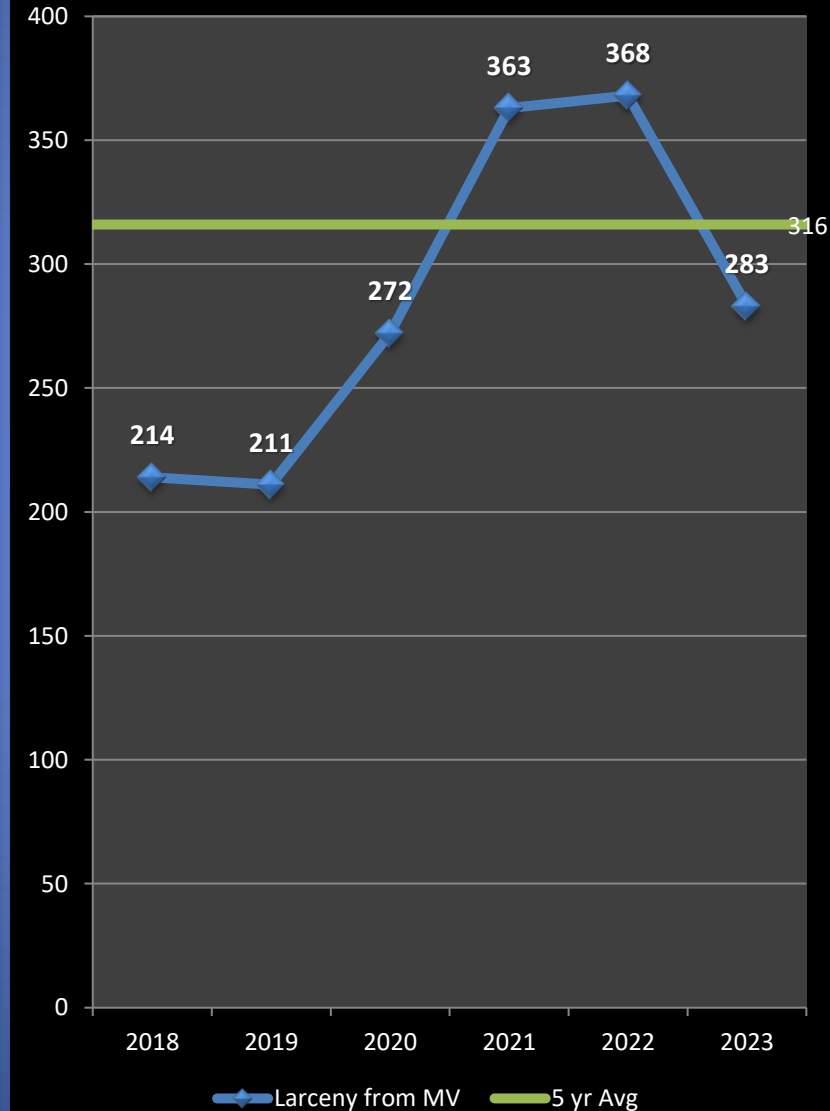
73%

Previous Year

-23%

5-Year Average

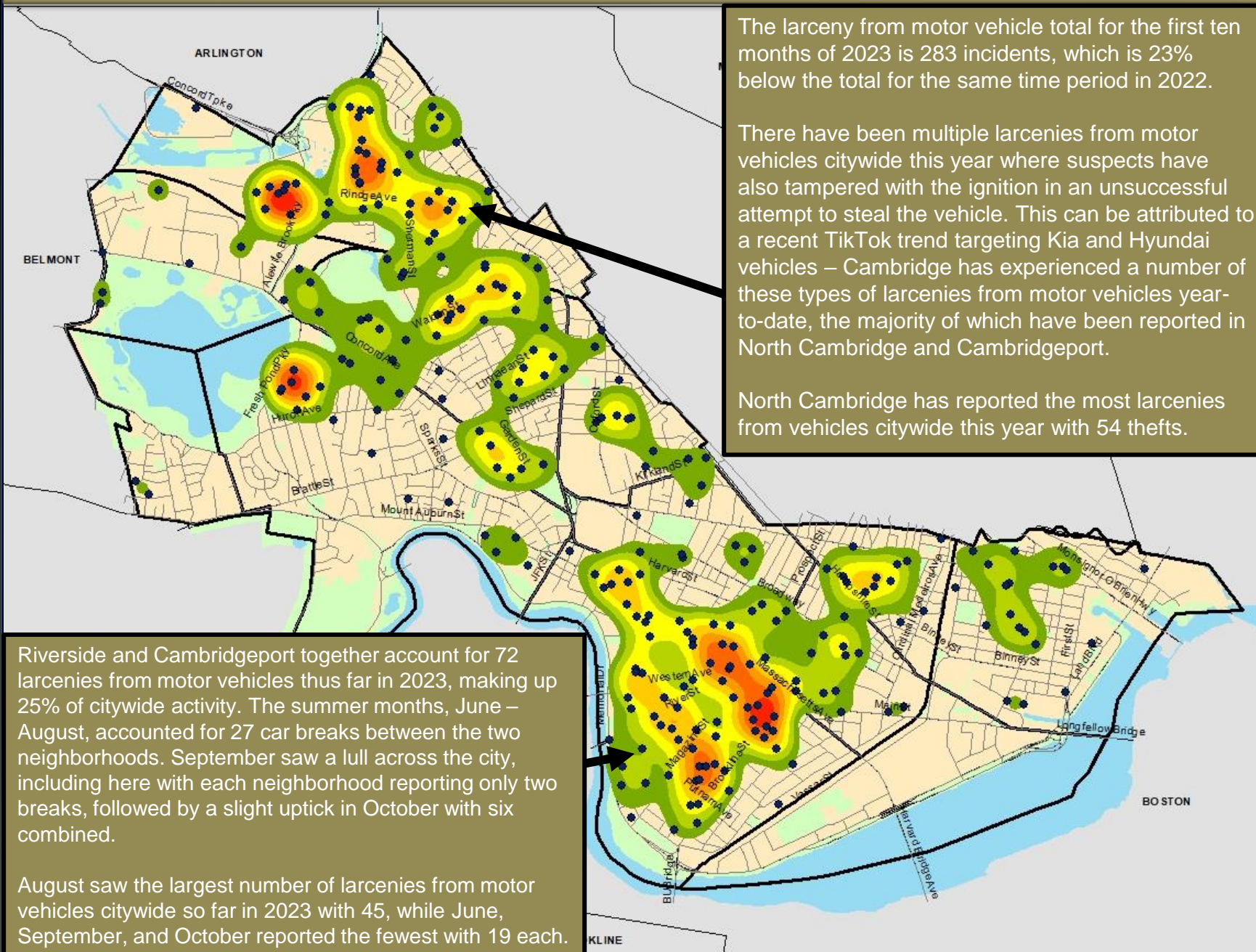
-10%





Geographic Breakdown of Larceny from Motor Vehicles: 1.1.23 – 10.30.23

Cambridge Police BridgeStat



The larceny from motor vehicle total for the first ten months of 2023 is 283 incidents, which is 23% below the total for the same time period in 2022.

There have been multiple larcenies from motor vehicles citywide this year where suspects have also tampered with the ignition in an unsuccessful attempt to steal the vehicle. This can be attributed to a recent TikTok trend targeting Kia and Hyundai vehicles – Cambridge has experienced a number of these types of larcenies from motor vehicles year-to-date, the majority of which have been reported in North Cambridge and Cambridgeport.

North Cambridge has reported the most larcenies from vehicles citywide this year with 54 thefts.

Riverside and Cambridgeport together account for 72 larcenies from motor vehicles thus far in 2023, making up 25% of citywide activity. The summer months, June – August, accounted for 27 car breaks between the two neighborhoods. September saw a lull across the city, including here with each neighborhood reporting only two breaks, followed by a slight uptick in October with six combined.

August saw the largest number of larcenies from motor vehicles citywide so far in 2023 with 45, while June, September, and October reported the fewest with 19 each.

October 2023



LARCENY from Person

No Patterns

Percent Change

Last 4 Weeks

0%

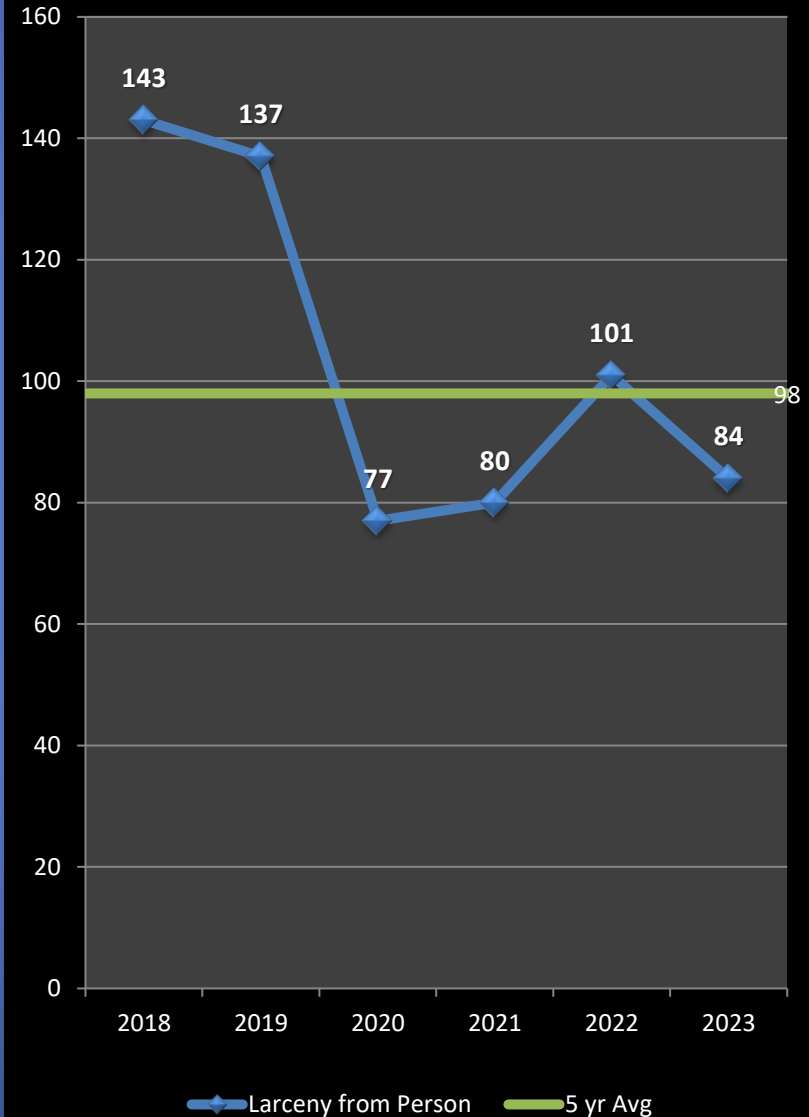
Previous Year

-17%

5-Year Average

-14%

- Larcenies from the person during the first ten months of 2023 decreased 17 incidents (-17%) below the same time period in 2022 and dropped by 14 incidents (-14%) when comparing 2023 to the five-year average of 98. Seven thefts were reported in the past four weeks (October), which is the same as the previous four weeks (September).
- Thirty-seven of the 84 incidents year-to-date in 2023 took place in Central Square. The other incidents took place throughout the city, with Harvard Square registering the next largest amount with 24 thefts, followed by seven in the East Cambridge / CambridgeSide area, five in the Porter Square area, three each in the Cambridgeport/ Riverside area and the Alewife/West Cambridge area, two each in the Kendall Square/MIT area and Inman Square, and one in the Bay Square area. This crime type still has not fully returned to pre-COVID levels; in 2018 and 2019, numbers were registering in the mid 100s through October.
- In recent years, higher numbers in Central Square have mainly been due to grab-and-run situations and/or incidents that involved individuals who are unhoused whose property may have been stolen while they were asleep or otherwise distracted. Twenty-four of the 37 thefts in Central Square thus far in 2023 have fallen into these categories.





LARCENY of Bicycle

No Patterns

Percent Change

Last 4 Weeks

Previous Year

5-Year Average

-3%

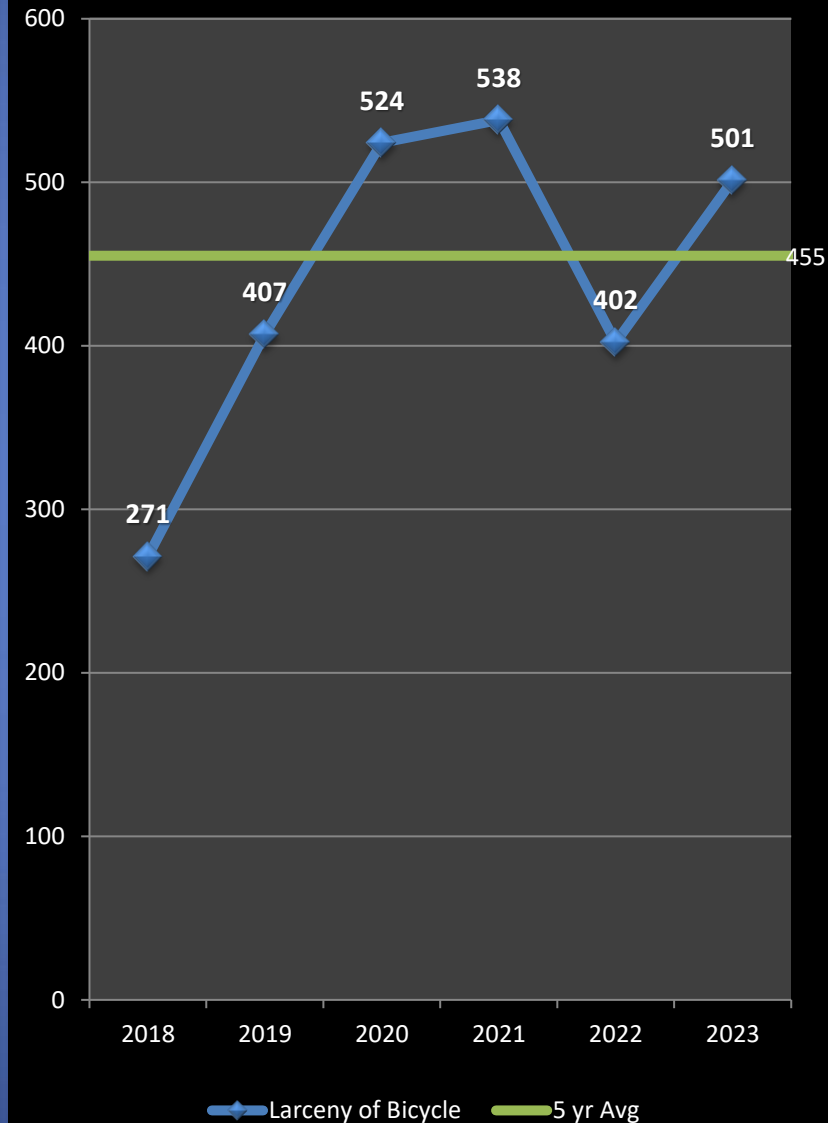
+25%

+10%

- Likely due at least in part to the warmer weather and limited snow earlier this year, 2023 started off with an increase in bike thefts when compared to 2022, and this has continued through October. There were 501 thefts reported citywide through October 30th, 2023, compared to 402 through the same time in 2022, equaling a 25% increase this year. Additionally, the 2023 total is 10% (46 incidents) above the five-year average of 455.
- May saw the highest number of reported bike thefts so far this year with 75, followed by September with 66.
- Only 155 bike thefts or 31% of all citywide thefts have occurred North of Harvard Square.
- Of the 501 bike thefts reported so far in 2023, 362 (72%) were reportedly locked at the time of the theft.

Top Neighborhoods for Bike Theft in 2023:

Neighborhood	YTD Total	% Citywide
Cambridgeport	85	17%
Mid-Cambridge	74	15%
North Cambridge	71	14%
East Cambridge	50	10%
The Port	49	10%

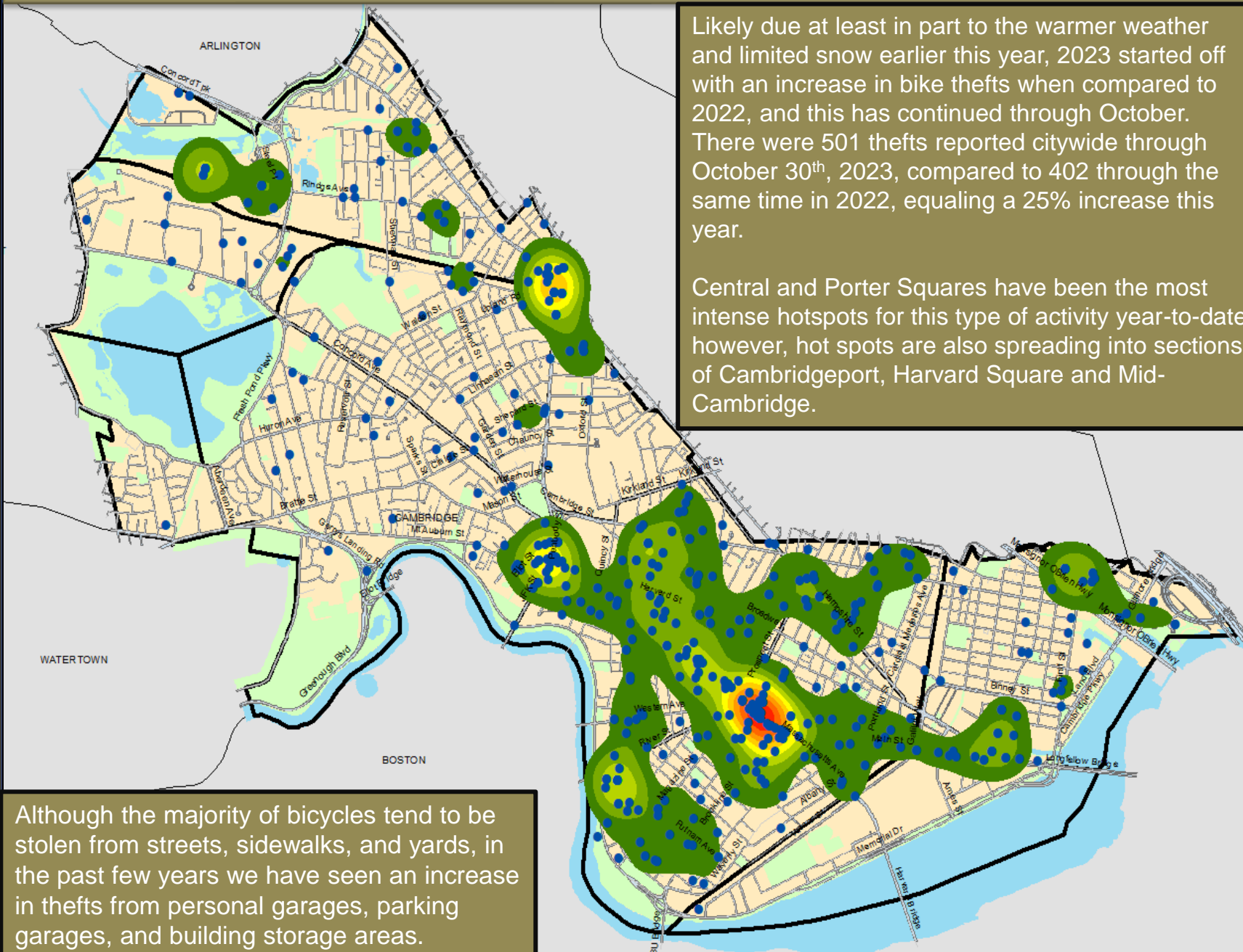




Geographic Breakdown of Larceny of Bicycles: 1.1.23 – 10.30.23

Cambridge Police BridgeStat

October 2023



Likely due at least in part to the warmer weather and limited snow earlier this year, 2023 started off with an increase in bike thefts when compared to 2022, and this has continued through October. There were 501 thefts reported citywide through October 30th, 2023, compared to 402 through the same time in 2022, equaling a 25% increase this year.

Central and Porter Squares have been the most intense hotspots for this type of activity year-to-date; however, hot spots are also spreading into sections of Cambridgeport, Harvard Square and Mid-Cambridge.

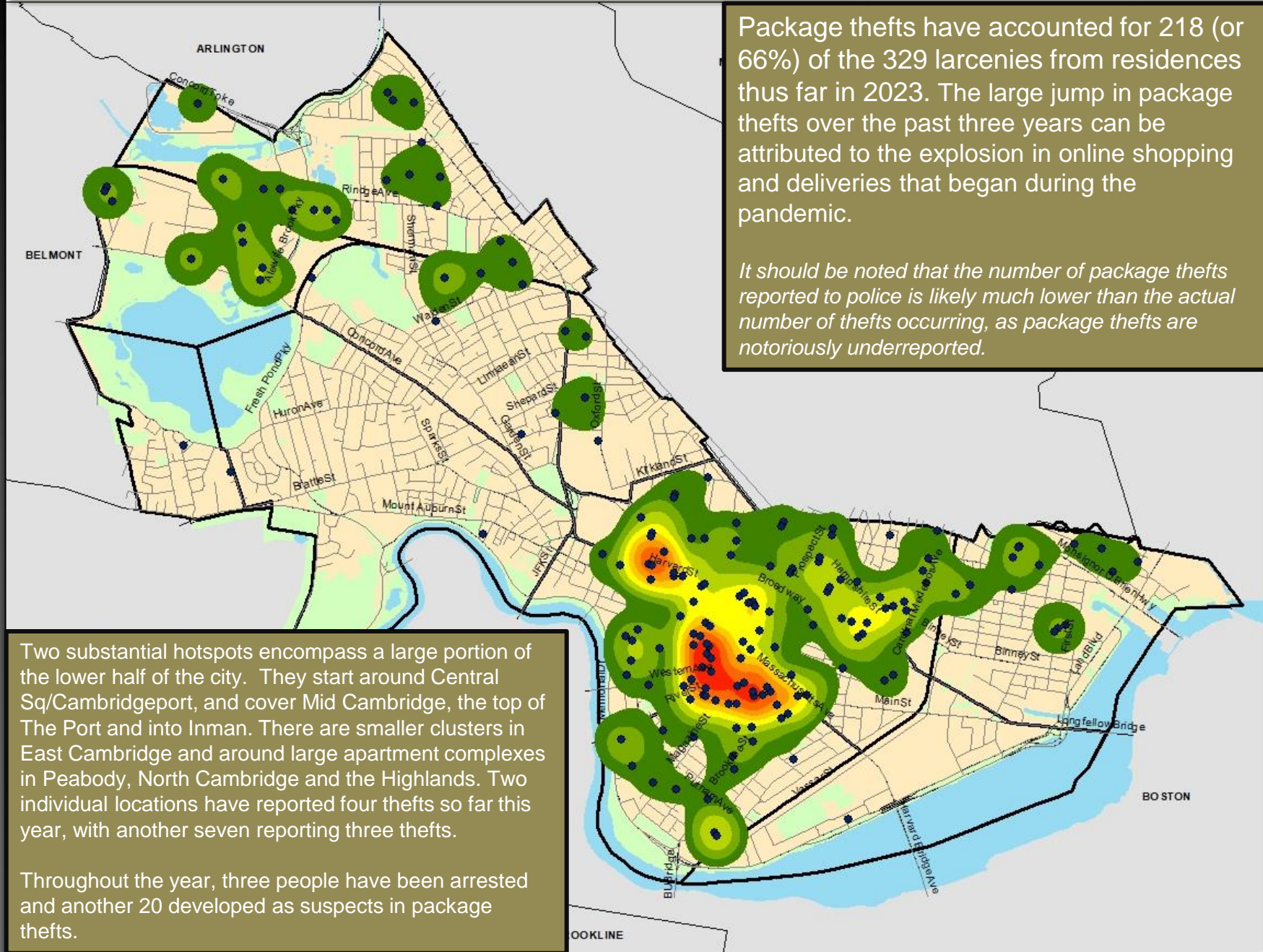
Although the majority of bicycles tend to be stolen from streets, sidewalks, and yards, in the past few years we have seen an increase in thefts from personal garages, parking garages, and building storage areas.



Geographic Breakdown of Package Thefts: 1.1.23 – 10.30.23

Package thefts have accounted for 218 (or 66%) of the 329 larcenies from residences thus far in 2023. The large jump in package thefts over the past three years can be attributed to the explosion in online shopping and deliveries that began during the pandemic.

It should be noted that the number of package thefts reported to police is likely much lower than the actual number of thefts occurring, as package thefts are notoriously underreported.



Two substantial hotspots encompass a large portion of the lower half of the city. They start around Central Sq/Cambridgeport, and cover Mid Cambridge, the top of The Port and into Inman. There are smaller clusters in East Cambridge and around large apartment complexes in Peabody, North Cambridge and the Highlands. Two individual locations have reported four thefts so far this year, with another seven reporting three thefts.

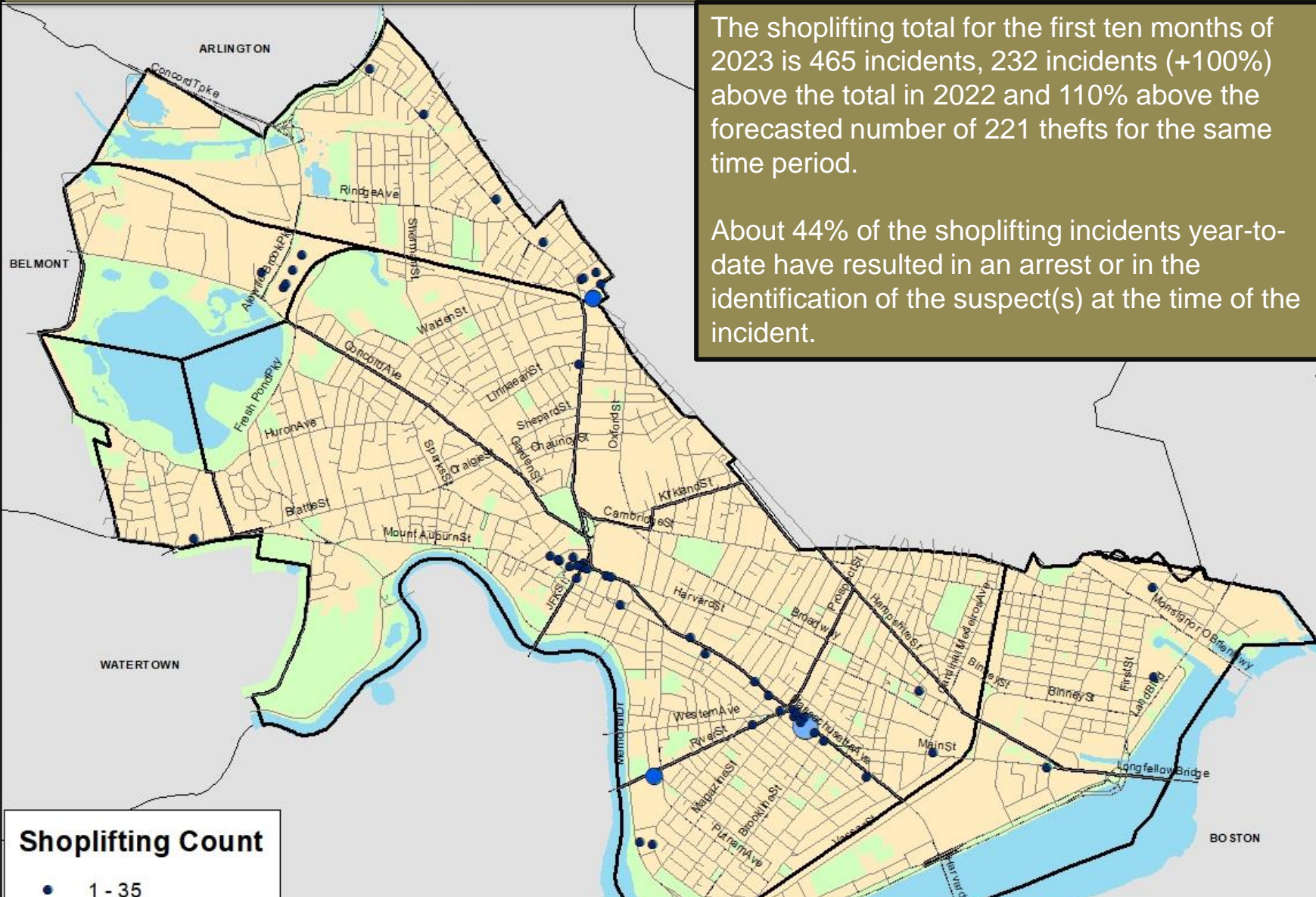
Throughout the year, three people have been arrested and another 20 developed as suspects in package thefts.



Geographic Breakdown of Shoplifting: 1.1.23 – 10.30.23

Cambridge Police BridgeStat

October 2023



Shoplifting Count

- 1 - 35
- 36 - 104
- 106 - 156

The shoplifting total for the first ten months of 2023 is 465 incidents, 232 incidents (+100%) above the total in 2022 and 110% above the forecasted number of 221 thefts for the same time period.

About 44% of the shoplifting incidents year-to-date have resulted in an arrest or in the identification of the suspect(s) at the time of the incident.

Target in Central Sq has reported the most shoplifting incidents so far this year with 156 thefts, followed by the Target in Porter Sq with 41 thefts and the Walgreens on River Street with 40.



AUTO THEFT

No Patterns

- The five-year weighted average for auto thefts through October 30th is 107, and with 120 reported so far in 2023, Cambridge has experienced an increase of 12% above the expected total. Meanwhile, auto thefts in 2023 are down 12% below last year's total of 136 through October 30th.
- When comparing the most recent four weeks (October) to the previous four weeks (September), auto thefts increased by 120%, with six more incidents reported in October than in September.
- The neighborhood breakdown for auto theft totals so far in 2023 is as follows: North Cambridge – 20; East Cambridge and Cambridgeport – 14 each; Inman/Harrington – 13; The Port – 12; Riverside – 11; West Cambridge – 10; the Highlands – 9; Mid-Cambridge – 6; Baldwin – 5; Peabody – 4; and Strawberry Hill – 2.
- There have been multiple thefts reported so far in 2023 where the operator left the vehicle unlocked and running in order to warm up the vehicle, deliver a package, or grab food. When the victim returned, the vehicle was gone.
- Only one of the 11 thefts reported since October 3rd involved that of a two-wheeled vehicle (mopeds and scooters).
- There was an emerging trend in Cambridge and regionally at the beginning of the year, of Kia and Hyundai thefts due to a recent TikTok trend targeting these vehicles. There have been at least ten of these thefts in Cambridge so far in 2023, as well as multiple breaks into these model cars.
- 51 of the 120 vehicles reported stolen so far in 2023 have been recovered to date.

Percent Change

Last 4 Weeks

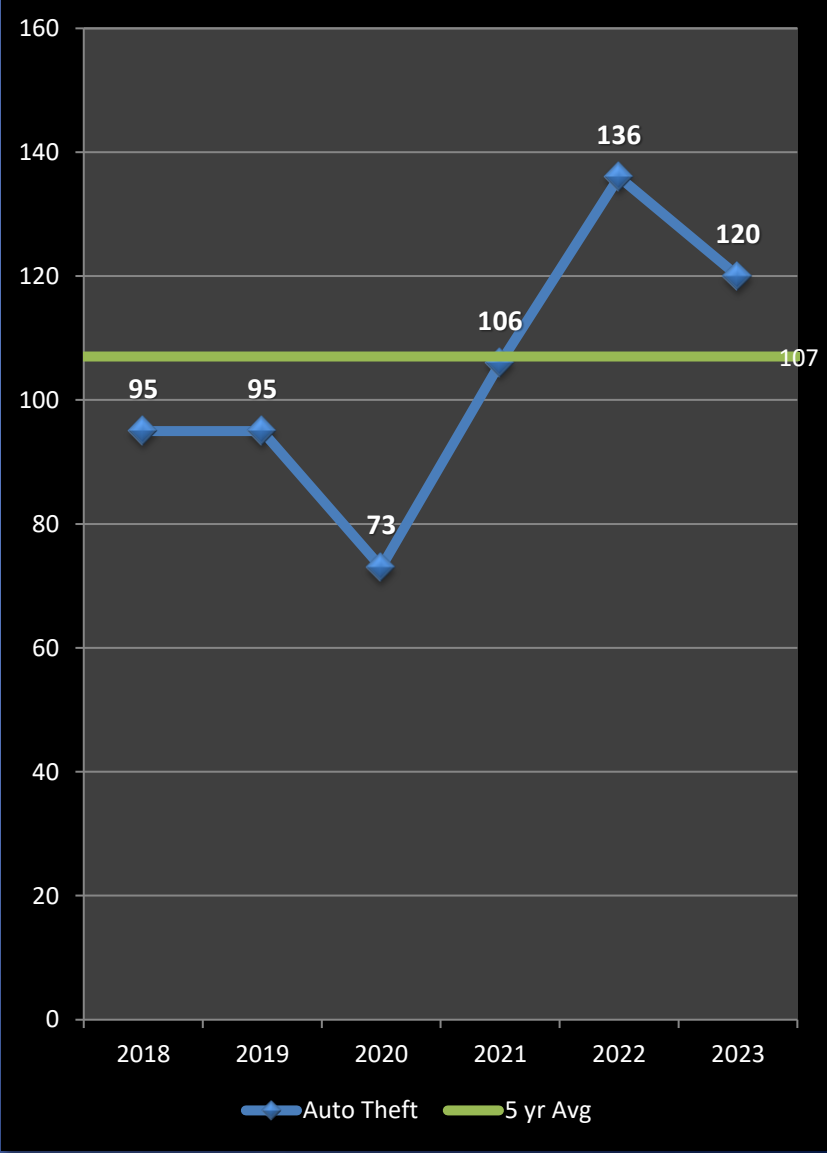
+120%

Previous Year

-12%

5-Year Average

+12%

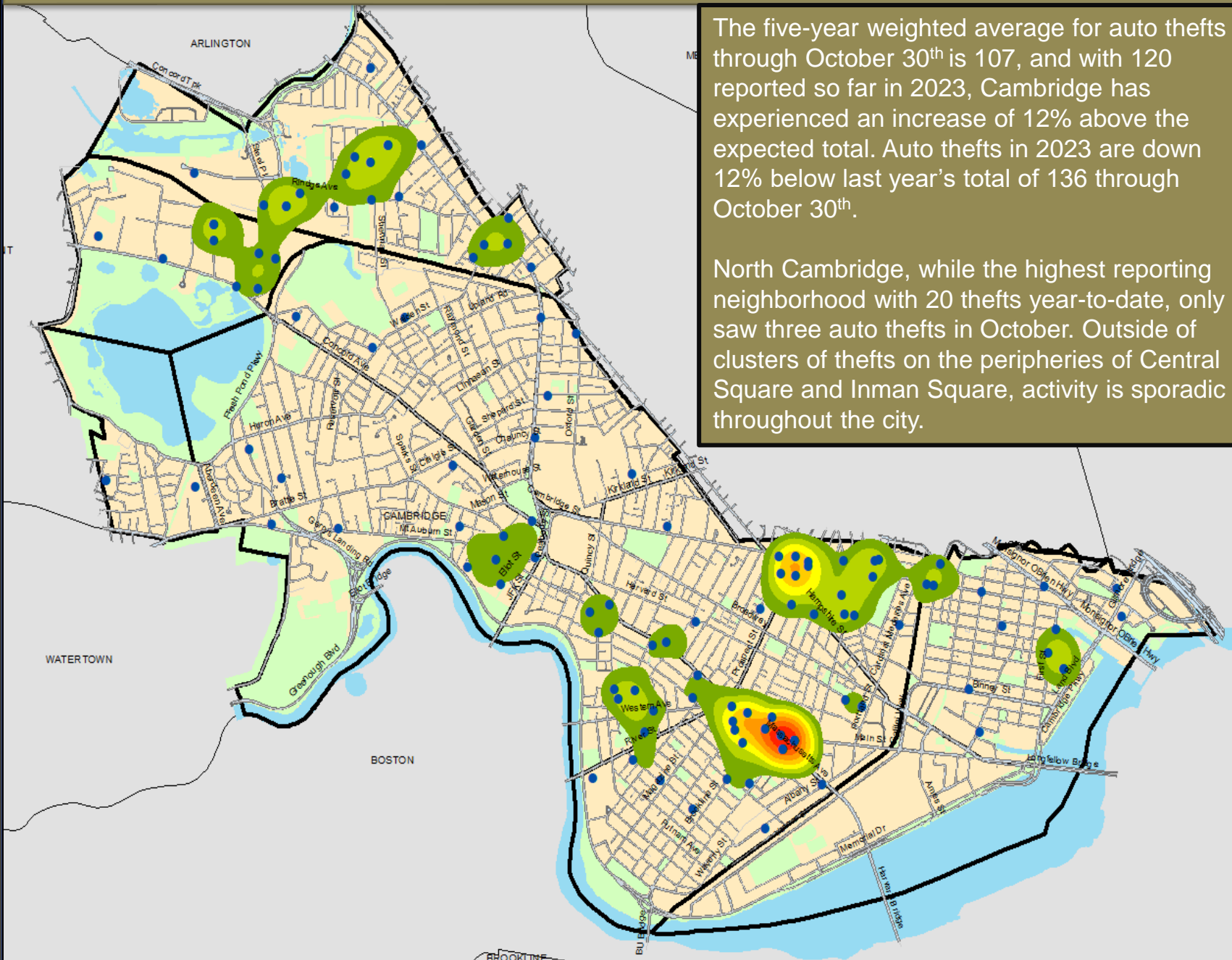




Geographic Breakdown of Auto Theft: 1.1.23 – 10.30.23

Cambridge Police BridgeStat

October 2023



The five-year weighted average for auto thefts through October 30th is 107, and with 120 reported so far in 2023, Cambridge has experienced an increase of 12% above the expected total. Auto thefts in 2023 are down 12% below last year's total of 136 through October 30th.

North Cambridge, while the highest reporting neighborhood with 20 thefts year-to-date, only saw three auto thefts in October. Outside of clusters of thefts on the peripheries of Central Square and Inman Square, activity is sporadic throughout the city.



Help Prevent Crime

And keep yourself informed!

To receive information from the CPD:

- Sign up with for the **Cambridge Alert Network**, to receive alerts about emerging crime patterns, neighborhood meetings, and crime prevention tips, by visiting www.CambridgeMa.gov/AlertNetwork.
- “Like” the Cambridge Police Department on Facebook at www.facebook.com/CambridgePolice
- Follow [@CambridgePolice](https://twitter.com/CambridgePolice) on Twitter.
- Visit our website at www.CambridgePolice.org for valuable information and reports including the Daily Log and BridgeStat, which is published on the first Friday of every month.
- Download our “MyPD” smartphone app at www.CambridgePolice.org/MyPD.

To Share Information with the CPD:

- Call our Non-Emergency Telephone Number at **617-349-3300**.
 - Every call for service generates a police response, so help drive our resources by reporting things that seem suspicious or out of the ordinary.
- Send an Anonymous TEXT-A-TIP:
 - Send an ANONYMOUS text message to **Tip411 (847411)**. Begin your message with Tip650 and then type your message. You will receive a response from the Cambridge Police with the option to continue communicating. Please remember that this is not a replacement for 9-1-1. **If you witness an emergency situation, please call 9-1-1 immediately.**
- Send an Anonymous Crime Tip E-Mail at www.CambridgePolice.org/Tips