



Cambridge Police Department BridgeStat

October 2025

Produced by the Crime Analysis Unit



Part I Total Crime

An analysis of the serious crime statistics for the first ten months of 2025 points to a small increase of 4% in the Part One index total for Cambridge when compared with 2024. During the first ten months of the year, there were 3,091 serious crimes reported in the City. For the same time period in 2024, the combined total for Murder, Rape, Robbery, Aggravated Assault, Burglary, Larceny & Auto theft was 2,965 incidents. When measured against the five-year average, an 18% rise in the crime index has been registered.

Further analysis of the crime totals through November 3rd of 2025 indicates that violent crimes recorded a 4% increase when compared with last year. There was one homicide, 33 rapes, 93 robberies, and 281 aggravated assaults recorded from the beginning of the year through November 3rd, 2025.

The numbers indicate that property crimes also rose 4% during the first ten months of 2025 with an additional 110 crimes reported over the 2024 total. The 22% increase in shoplifting and the 15% increase in larceny from the residence are the key trend indicators that have driven the upward curve in the property crime index this year.

When analyzing the serious crime totals of October 2025 versus the previous month of September 2025, there was an increase of 2% in the number of index incidents, with seven more crimes reported in October.

	4 Week Snapshot			Year to Date			Five Year	
	9/9/25 - 10/6/25	10/7/25 - 11/3/25	Change	2024	2025	Change	Avg	Change
Total Violent Crime	35	34	-3%	392	408	4%	362	13%
Total Property Crime	276	284	3%	2573	2683	4%	2262	19%
Total Part I Crime	311	318	2%	2965	3091	4%	2624	18%



Part I Property Crime

Analysis of property crime totals for the ten months of 2025 reveals a 4% increase when measured against the 2024 total for the same time frame and a 19% rise above the five-year average of 2,262.

A few of the property crime categories recorded decreases when measured against the first ten months of 2024, including a 19% decrease in housebreaks and a 15% drop in bicycle thefts. However, those that saw increases were key to the 4% rise in the property crime total thus far into 2025. Most notably, a 22% jump in shopliftings (up 182 incidents) and a 15% increase in larcenies from residences (up 55 incidents) are driving the overall upswing.

	4 Week Snapshot				Year to Date			Five Year	
	9/9/25 - 10/6/25	10/7/25 - 11/3/25	Change		2024	2025	Change	Avg	Change
Burglary	20	26	30%		227	200	-12%	207	-3%
Commercial Break	5	9	80%		75	77	3%	62	24%
Housebreak	15	17	13%		152	123	-19%	145	-15%
Larceny	251	248	-1%		2260	2403	6%	1948	23%
Larceny (Misc)	12	13	8%		79	83	5%	69	20%
Larceny from Building	20	17	-15%		179	157	-12%	166	-5%
Larceny from MV	30	34	13%		243	267	10%	300	-11%
Larceny from Person	4	2	-50%		78	62	-21%	84	-26%
Larceny from Residence	46	46	0%		367	422	15%	329	28%
Larceny of Bicycle	60	43	-28%		445	377	-15%	474	-20%
Larceny of Plate	1	1	0%		19	12	-37%	24	-50%
Larceny of Services	1	1	0%		15	6	-60%	13	-54%
Shoplifting	77	91	18%		835	1017	22%	488	108%
Auto Theft	5	10	100%		86	80	-7%	107	-25%
Total Property Crime	276	284	3%		2573	2683	4%	2262	19%



Part I Violent Crime

From January 1st to November 3rd of 2025, there were 408 violent crimes recorded in Cambridge, 16 incidents (+4%) above last year's total of 392 incidents and 46 incidents (+13%) above the 362 crimes forecasted for the first ten months of the year.

There were 33 rapes reported in Cambridge in the first ten months of 2025, which is down four from the number reported during this time frame in 2024.

The trend observed during the past few years of a high percentage of aggravated assaults and street robberies occurring in Central Square has continued into 2025. One-hundred-and-eleven of the 281 aggravated assaults year-to-date (or 40%) have been reported in Central Square, as well as 45 of the 68 street robberies (or 66%).

On January 13, 2025, shortly before 11:30pm, the first homicide in the City in over a year was reported in North Cambridge. One victim, 21-year-old Angel Nieves of Springfield and formerly of Cambridge, was located with multiple gunshot wounds outside of a residence on Clifton Street. He was transported to a local hospital where he was later pronounced deceased. This incident remains under active investigation.

	4 Week Snapshot			Year to Date			Five Year	
	9/9/25 - 10/6/25	10/7/25 - 11/3/25	Change	2024	2025	Change	Avg	Change
Homicide	0	0	IN-CALC	0	1	IN-CALC	0	IN-CALC
Rape	3	4	33%	37	33	-11%	35	-6%
Robbery	8	11	38%	89	93	4%	89	4%
Commercial Robbery	1	4	300%	19	25	32%	20	25%
Street Robbery	7	7	0%	70	68	-3%	69	-1%
Aggravated Assault	24	19	-21%	266	281	6%	237	19%
Total Violent Crime	35	34	-3%	392	408	4%	362	13%



MURDER

No Patterns

- On January 13, 2025, shortly before 11:30pm, the first homicide in the City in over a year was reported in North Cambridge. One victim, 21-year-old Angel Nieves of Springfield and formerly of Cambridge, was located with multiple gunshot wounds outside of a residence on Clifton Street. He was transported to a local hospital where he was later pronounced deceased. This incident remains under active investigation.
- There were no murders recorded in Cambridge in 2024. This has happened only four other times in the past 20 years—in 2004, 2007, 2010, and 2022.
- In the last reported homicide in Cambridge prior to the January 2025 incident, officers responded to the area of 10 Magazine Street in Central Square shortly after midnight on November 23, 2023. Two individuals with gunshot wounds were located and transported to a Boston hospital. One victim, 27-year-old Danasia Greene of Cambridge, was pronounced deceased at the hospital. The second victim, a 26-year-old male from Boston, was treated for non-life-threatening injuries. It remains under investigation.
- On March 27, 2021, there was a fatal shooting that occurred at approximately 12:40 a.m. on Pemberton Street. The victim was reportedly located unconscious outside his vehicle by a passerby who called 911. The victim was transported to Mount Auburn Hospital where he later died. The victim has been identified as Xavier Louis-Jacques, 19, of Cambridge. The investigation is ongoing.

Percent Change*

Last 4 Weeks

Previous Year

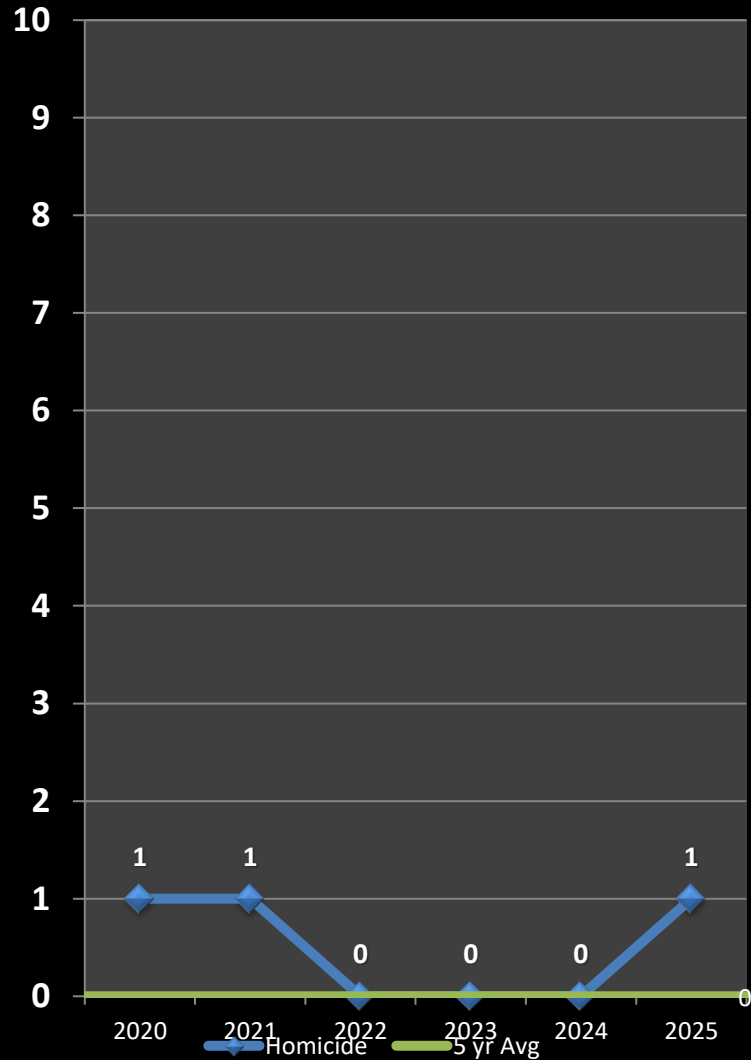
5-Year Average

In-cal

In-cal

In-cal

*IN -CALC: Percentages are not calculated for numbers so small as to present a statistically misleading percentage.





RAPE

No Patterns

- There have been 33 rapes reported in Cambridge through November 3rd of 2025. This is four less than the 37 rapes reported during the first ten months of 2024 and two below the five-year weighted average of 35.
- The rapes reported so far in 2025 have been categorized as 13 acquaintance rapes, six domestic assaults, six contact incidents, and eight blitz assaults.
- The total number of reported rapes tends to fluctuate from year to year, but the number of stranger-to-stranger rapes reported each year in Cambridge—typically between one and ten—remains extremely low.

Percent Change*

Last 4 Weeks

+33%

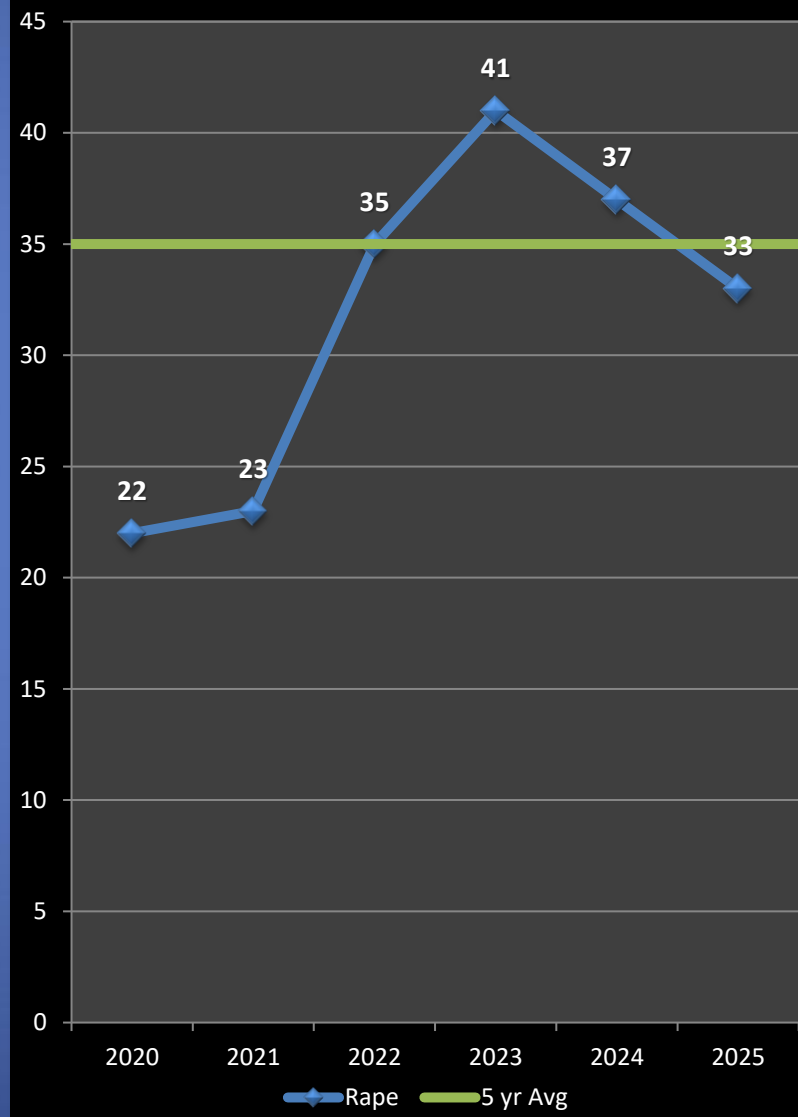
Previous Year

-11%

5-Year Average

-6%

*IN -CAL: Percentages are not calculated for numbers so small as to present a statistically misleading percentage.





AGGRAVATED ASSAULT

No Patterns

- The total of 281 aggravated assaults reported through November 3, 2025, is 15 crimes (6%) more than 2024 when compared to the same time frame. The total thus far is also 19% above the five-year average of 237.
- The 281 aggravated assaults reported thus far in 2025 have been comprised of the following classifications: 77 unprovoked scenarios; 56 domestic altercations; 26 assaults between acquaintances; 21 assaults on police officers; 18 unhoused assaults; 17 traffic & parking assaults; 16 shop owner/patron assaults; 14 juvenile assaults; 11 affrays/brawls; 10 psychotic episodes; seven landlord/neighbor incidents; four workplace assaults; two bar/alcohol-related and two drug deals. The 6% increase in 2025 is due to rises in a majority of these categories when compared to the same time frame last year, particularly an increase in unprovoked assaults from 57 last year to 77 this year, assaults on police, which rose from nine last year to 21 this year, and assaults between shop owners and patrons, which jumped from 12 last year to 16 this year.
- The trend observed during the past couple years of a high percentage of aggravated assaults occurring in Central Sq and on peripheral side streets appears to have continued into 2025. One-hundred-and-eleven of the 281 aggravated assaults year-to-date (or 40%) have been reported in Central Square.
- There have been seven confirmed shots fired incidents in Cambridge through November 3, 2025. Three resulted in gunshot wounds (two non-fatal and one homicide) and four resulted in no injuries. (NOTE: Two shots fired incidents inside the Harvard Square MBTA Station on 4/20 and 9/3/25 occurred on MBTA Police jurisdiction and are not counted in our shooting numbers.) Through the same time period in 2024, there were eight shots fired incidents with no injuries and three shootings resulting in non-fatal injuries to four victims.

Percent Change

Last 4 Weeks

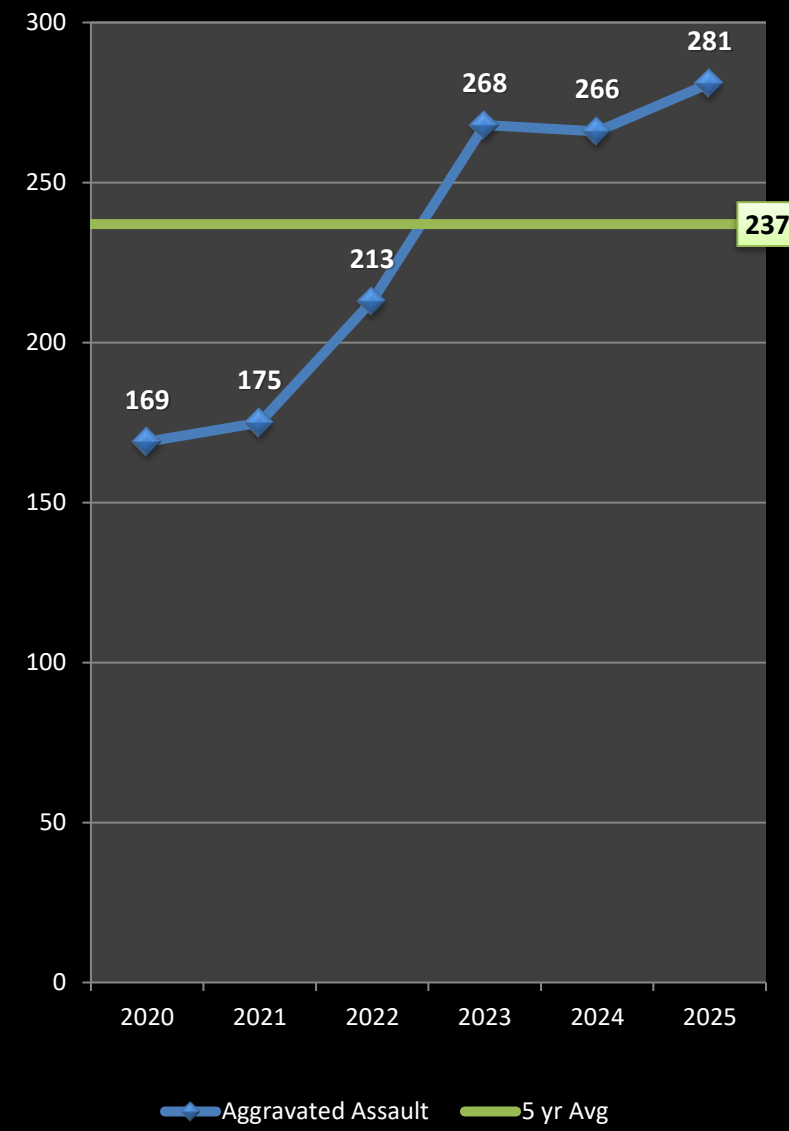
-21%

Previous Year

+6%

5-Year Average

+19%

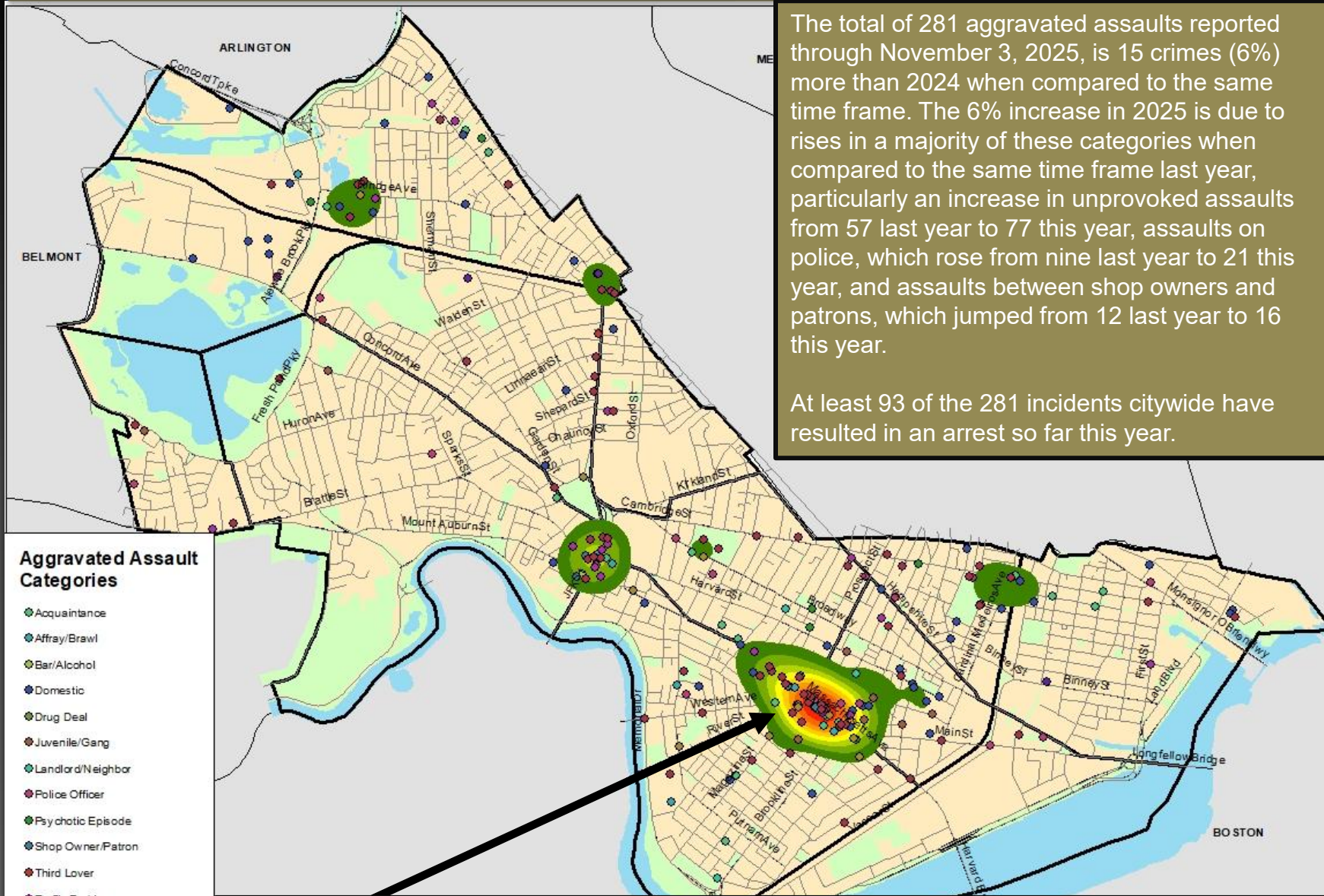




Geographic Breakdown of Aggravated Assaults: 1.1.25 – 11.3.25

Cambridge Police BridgeStat

October
2025



The total of 281 aggravated assaults reported through November 3, 2025, is 15 crimes (6%) more than 2024 when compared to the same time frame. The 6% increase in 2025 is due to rises in a majority of these categories when compared to the same time frame last year, particularly an increase in unprovoked assaults from 57 last year to 77 this year, assaults on police, which rose from nine last year to 21 this year, and assaults between shop owners and patrons, which jumped from 12 last year to 16 this year.

At least 93 of the 281 incidents citywide have resulted in an arrest so far this year.

Central Square has recorded 111 assaults year-to-date, with 30 categorized as unprovoked and 11 classified as between unhoused individuals. More moderate hot spots have been seen in Harvard Square, Porter Square, Inman and Alewife.



Shootings & Shots Fired in Cambridge: 1.1.25 – 11.3.25

Cambridge Police BridgeStat

October 2025

Homicide on 1/13 at 11:30pm; 0 block of Clifton St
No ShotSpotter alert.
21-year-old male fatally shot.

Shots Fired on 10/24 at 11:00am; Sherman St & Fenno St
No ShotSpotter alert. Shell casings recovered. No injuries reported.

Shots Fired on 4/20 at 2:12pm; Harvard MBTA Station
No ShotSpotter alert. Shell casings recovered. No injuries reported. **MBTA POLICE JURISDICTION.**

Shots Fired on 9/3 at 12:15am; Harvard MBTA Station
No ShotSpotter alert. Shell casings and firearm recovered. Arrest made. No injuries reported. **MBTA POLICE JURISDICTION.**

Shooting Type

- Shooting w/ Victim(s)
- Shots Fired (no victims)

Shooting on 1/3 at 2:05am
0 block of Magazine St
No ShotSpotter alert. 43-year-old male non-fatally shot.

Shots Fired on 7/4 at 11:15pm
Brookline St & Mass Ave
No ShotSpotter alert. Ballistic evidence recovered. No injuries. **Arrest made.**

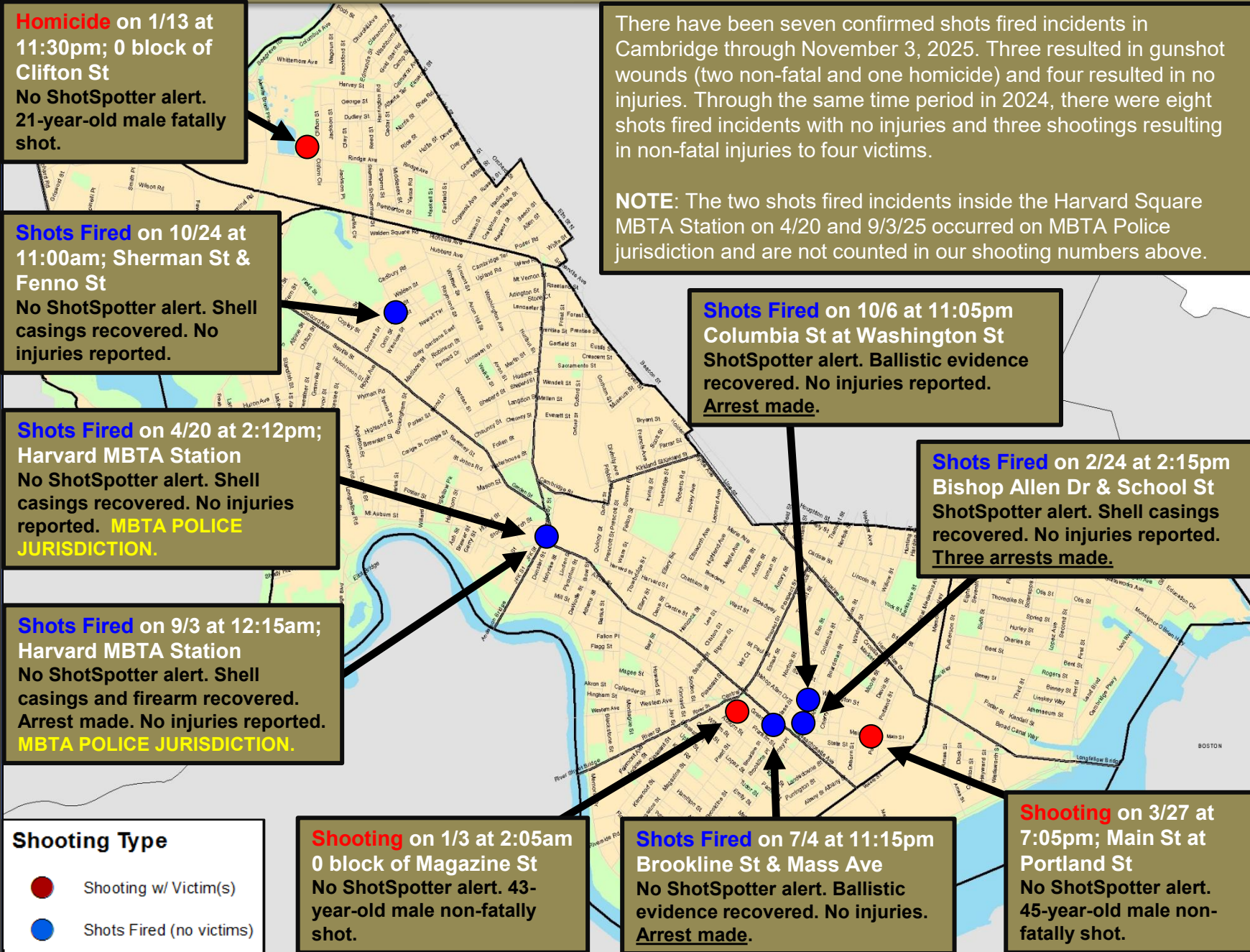
Shooting on 3/27 at 7:05pm; Main St at Portland St
No ShotSpotter alert. 45-year-old male non-fatally shot.

There have been seven confirmed shots fired incidents in Cambridge through November 3, 2025. Three resulted in gunshot wounds (two non-fatal and one homicide) and four resulted in no injuries. Through the same time period in 2024, there were eight shots fired incidents with no injuries and three shootings resulting in non-fatal injuries to four victims.

NOTE: The two shots fired incidents inside the Harvard Square MBTA Station on 4/20 and 9/3/25 occurred on MBTA Police jurisdiction and are not counted in our shooting numbers above.

Shots Fired on 10/6 at 11:05pm
Columbia St at Washington St
ShotSpotter alert. Ballistic evidence recovered. No injuries reported. **Arrest made.**

Shots Fired on 2/24 at 2:15pm
Bishop Allen Dr & School St
ShotSpotter alert. Shell casings recovered. No injuries reported. **Three arrests made.**





Robbery

No Patterns

- The five-year average for overall robbery in Cambridge for the first ten months of the year is 89 incidents. Through November 3 of 2025, 93 robberies were recorded, which translates to a 4% increase over both the projected total and the 89 robberies counted for the same time period in 2024.
- There have been 25 commercial robberies reported year-to-date in 2025. This total is up six incidents (32%) over the 19 robberies reported through Nov. 3 of 2024 and is five above the five-year average of 20. Twenty of the 25 have involved shoplifting incidents at department stores and convenience stores across the city that escalated into robberies.
- There have been 68 street robberies reported year-to-date in 2025. This total is down two incidents (3%) from the 70 reported through this time in 2024 and down one (1%) from the five-year average of 69. There are no street robbery patterns at the present time.
- Forty-five of the 68 street robberies reported thus far in 2025 (or 66%) have taken place in or around Central Square. This is similar to a trend seen in this area that began in 2021 and continued throughout all of 2022 and much of 2023 and 2024. Multiple incidents in this area have involved unhoused individuals as victims and/or suspects.

Percent Change

Last 4 Weeks

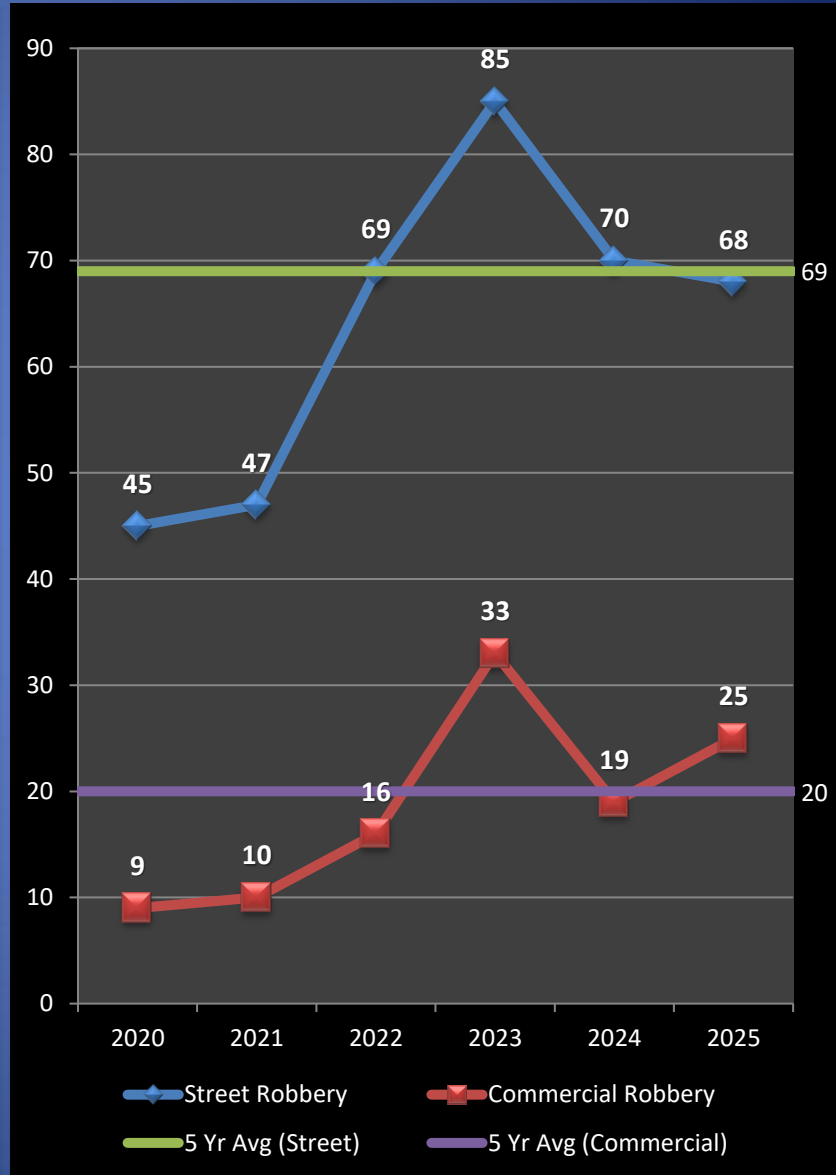
Previous Year

5-Year Average

+38%

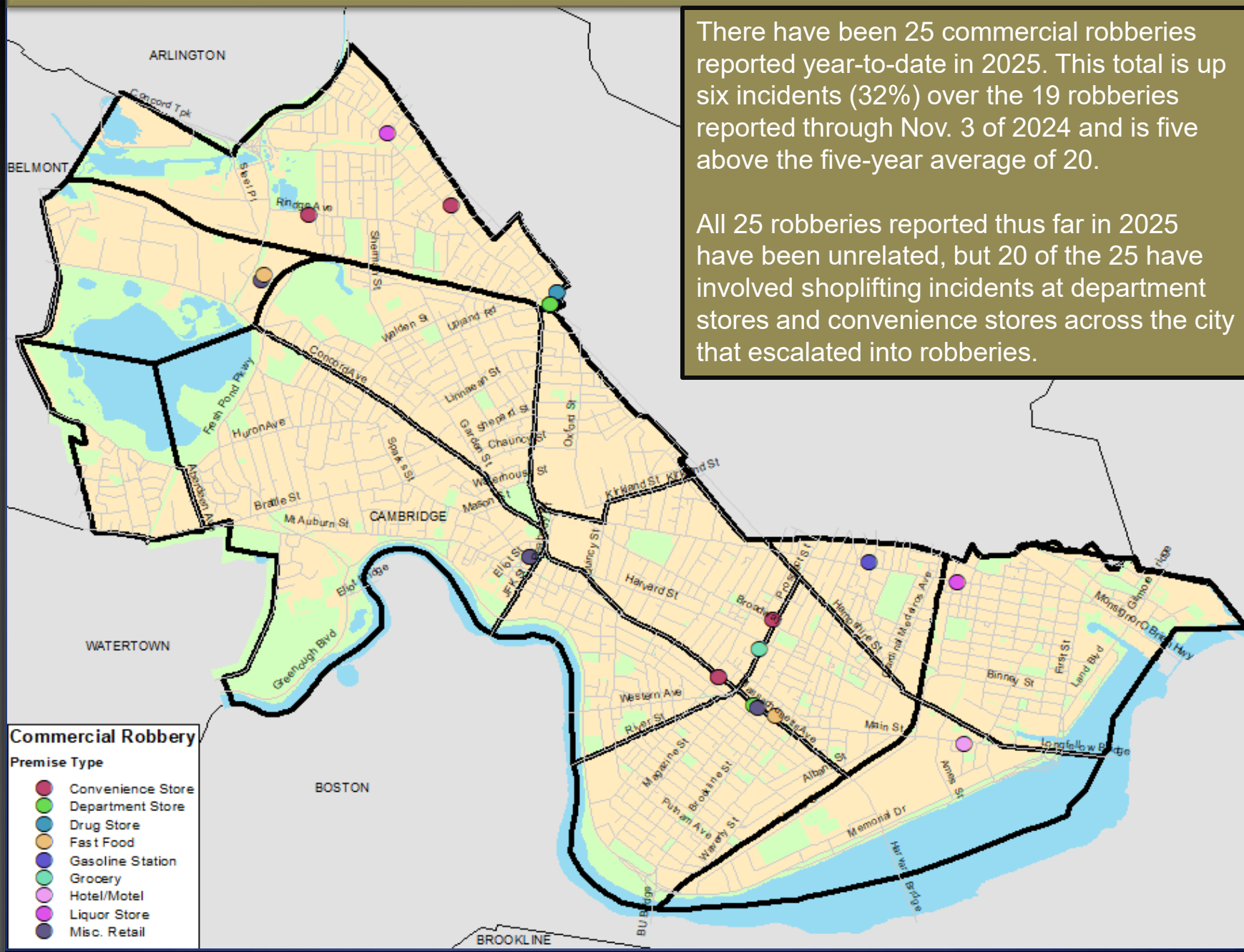
+4%

+4%



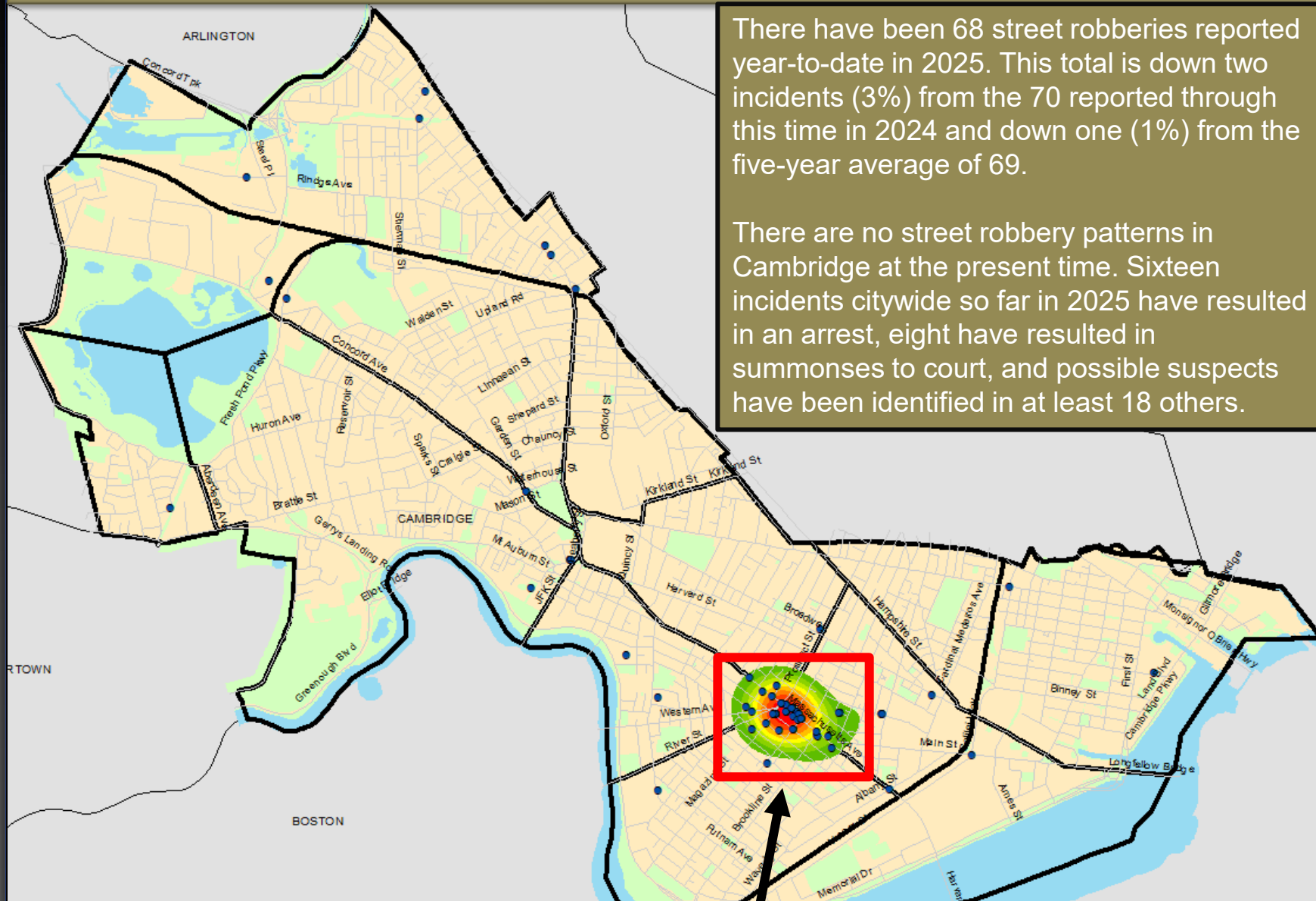


Geographic Breakdown of Commercial Robberies: 1.1.25 – 11.3.25





Geographic Breakdown of Street Robberies: 1.1.25 – 11.3.25



Forty-five of the 68 street robberies reported thus far in 2025 (or 66%) have take place in or around Central Square. This is similar to a trend seen in this area that began in 2021 and continued throughout all of 2022 and much of 2023 and 2024. Multiple incidents in this area have involved unhoused individuals as victims and/or suspects.

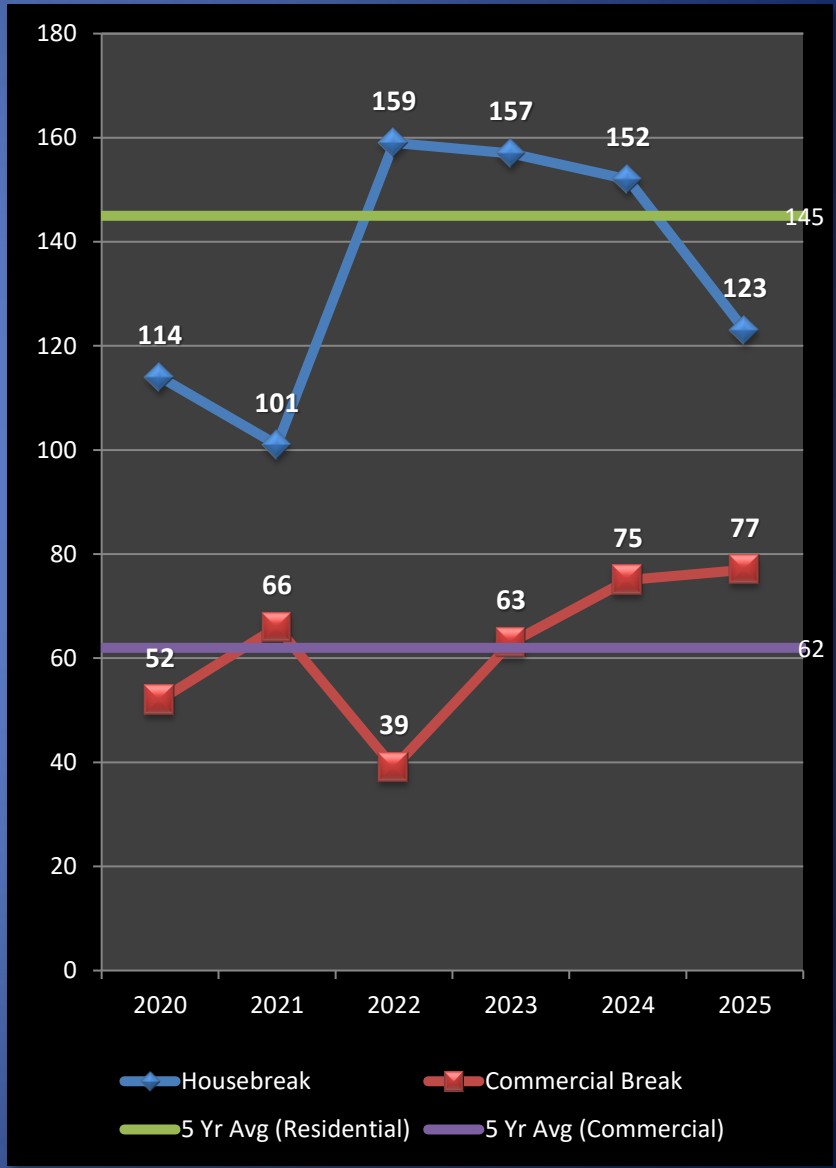


Burglary

Emerging Pattern

- The property index crime of burglary, the combination of residential and commercial breaks, recorded a decrease of 12% through November 3rd of 2025 when compared to the 227 incidents reported during the first ten months of 2024. Similarly, the total of 200 burglary incidents reported thus far in 2025 is down 3% when compared with the five-year average of 207.
- Housebreaks during the first ten months of the year decreased by 29 incidents (-19%) from 152 in 2024 to 123 in 2025. Housebreaks are also 15% below the five-year average of 145. No housebreak patterns have emerged anywhere in the city so far this year. Of the 123 housebreaks that occurred in the first ten months of 2025, North Cambridge recorded the most citywide with 20 incidents – with three occurring in the month of October.
- Conversely, commercial breaks are up 3% this year, rising from 75 incidents in the first ten months of 2024 to 77 in 2025. However, 19 commercial breaks reported in the first ten months of 2025 involved shoplifting incidents where the suspect had previously been trespassed from the store.
- Earlier in the year, a few breaks were reported in Cambridge that were possibly part of a regional pattern of commercial breaks targeting cash registers. That pattern ended with an arrest on 3/13.
- Since 8/21/25, there have been at least 11 reports of mostly evening and overnight burglaries into commercial offices in Boston and Cambridge, committed by the same suspect. Four of these incidents have occurred in Cambridge (two in Kendall Sq, one in Central Sq, and one in Porter Sq).

Percent Change		
Last 4 Weeks	Previous Year	5-Year Average
+30%	-12%	-3%



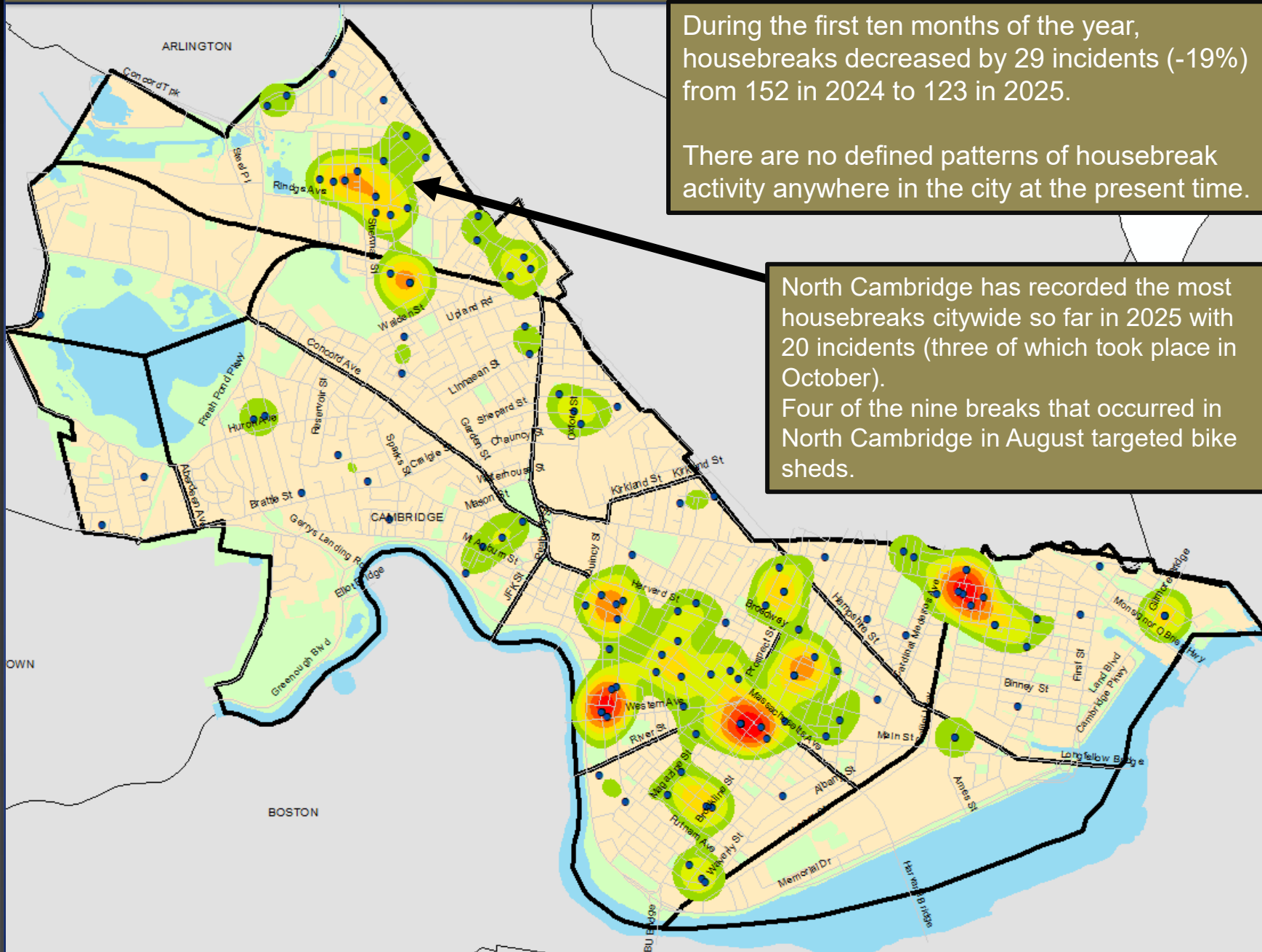


Geographic Breakdown of Housebreaks: 1.1.25 – 11.3.25

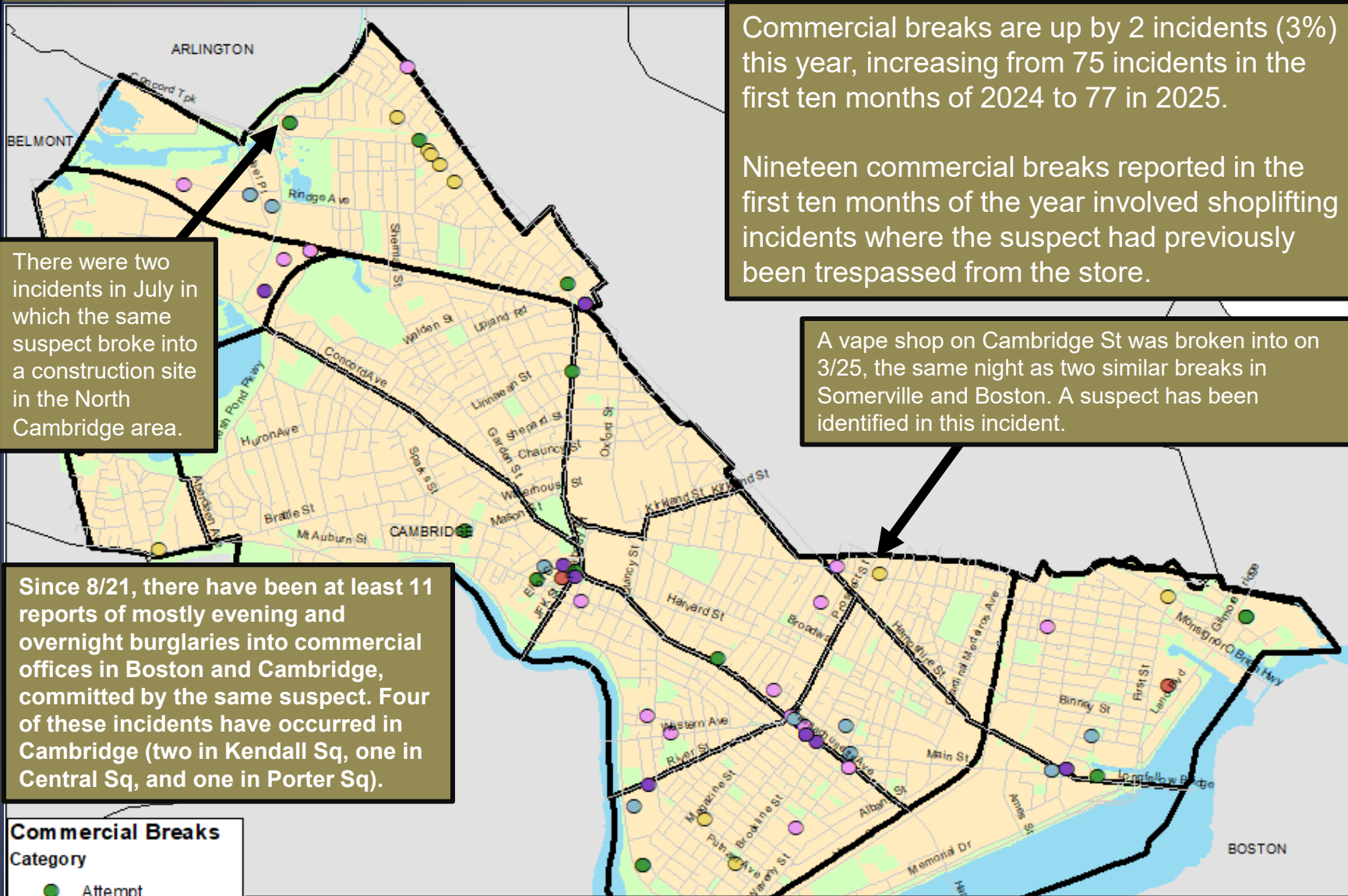
During the first ten months of the year, housebreaks decreased by 29 incidents (-19%) from 152 in 2024 to 123 in 2025.

There are no defined patterns of housebreak activity anywhere in the city at the present time.

North Cambridge has recorded the most housebreaks citywide so far in 2025 with 20 incidents (three of which took place in October). Four of the nine breaks that occurred in North Cambridge in August targeted bike sheds.



Geographic Breakdown of Commercial Breaks: 1.1.25 – 11.3.25



Commercial Breaks

Category

- Attempt
- Elevated Shoplifting
- Inside Job
- Professional
- Smash & Grab
- Unprofessional



LARCENY

No Patterns

- Preliminary stats indicate that overall larceny through November 3rd of 2025 registered at 2,403 incidents, 6% above the same time in 2024. The total of 2,403 larcenies reported in 2025 is also 23% above the five-year average of 1,948 incidents.
- The larceny from motor vehicle total through November 3rd, 2025, is 267 incidents, 10% (24 incidents) above the same time frame in 2024. However, this total is still 11% below the five-year average of 300 incidents.
- Through November 3rd, 2025, there were 62 larcenies from the person reported in Cambridge, which is 21% (16 incidents) below the same time frame in 2024. Twenty-one of the 62 incidents reported thus far in 2025 took place in Central Square. Harvard Square saw the second most with 16 incidents.
- There were 157 larcenies from buildings reported in the first ten months of 2025. This total is 22 incidents (12%) below 2024 and is 9 incidents (5%) below the five-year average of 166. There are no defined patterns of this crime type in the city at this time.
- Larcenies from residences are up 55 incidents (15%) in 2025 when compared with 2024. Package thefts have made up the majority of this crime type in recent years due to the increased volume of deliveries that began during the pandemic and have continued ever since. Package thefts have accounted for 292 of the 422 larcenies from residences (or 69%) so far this year.
- There have been 377 larcenies of bicycles reported so far in 2025. This total is 68 incidents (15%) below the 2024 total through November 3rd and is 97 incidents (20%) below the five-year average of 474. The top neighborhoods for bike thefts so far in 2025 are North Cambridge with 71, followed by East Cambridge with 48 incidents.

Percent Change

Last 4 Weeks

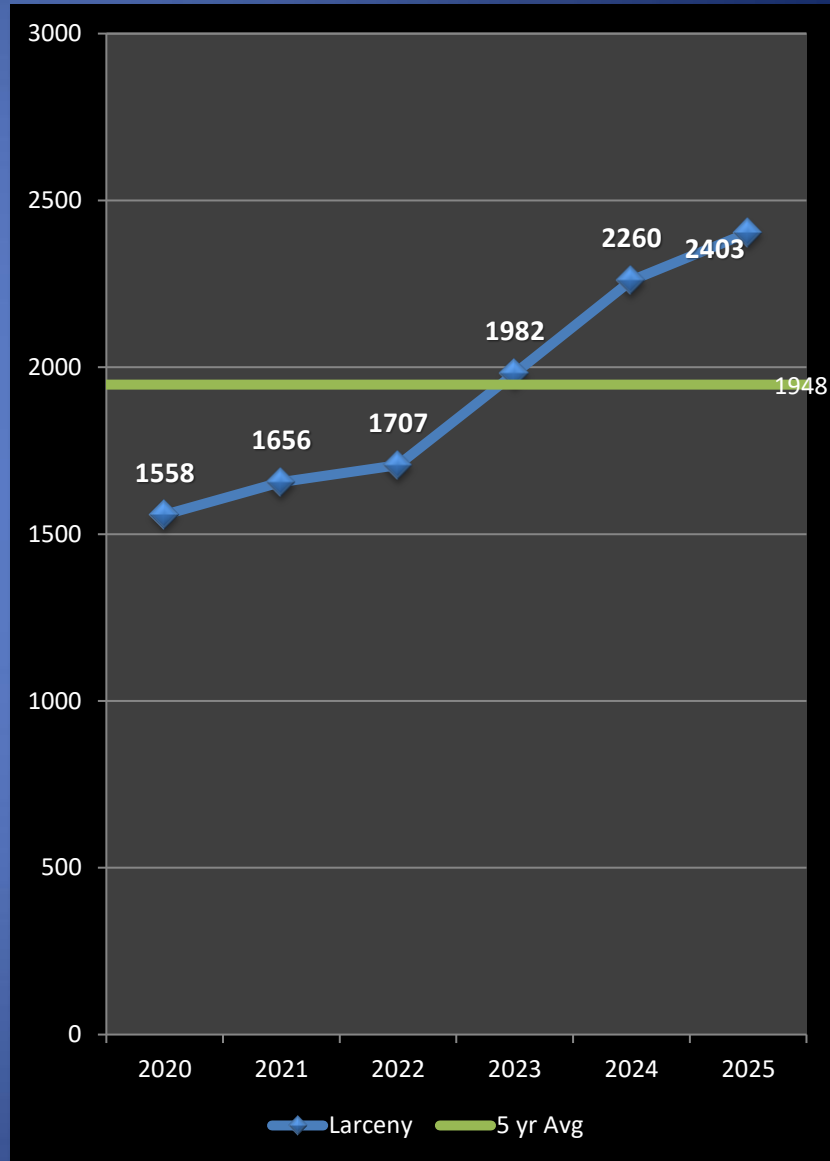
-1%

Previous Year

+6%

5-Year Average

+23%





LARCENY From MV

No Patterns

- The larceny from motor vehicle total through November 3rd, 2025, is 267 incidents, which is 10% (24 incidents) above the same time frame in 2024. Conversely, the 267 thefts from vehicles reported so far indicate a decrease of 33 incidents (11%) below the 300 car breaks forecasted through November 3rd.
- The neighborhoods with the most larcenies from motor vehicles for the first ten months of 2025 are North Cambridge with 61 incidents, followed by Mid-Cambridge with 35, Cambridgeport with 28, and Riverside with 24.
- Comparing the last four weeks (October) to the previous four (September), there was a 13% increase in larcenies from motor vehicles, with four more incidents reported.
- Of the 267 incidents reported so far in 2025, 129 vehicles (48%) were entered via unlocked doors and 107 vehicles (40%) were entered by unknown means.
- A new trend may be emerging in Cambridge. During the month of July, the Honda “H” emblem was reported stolen from at least four Honda CRVs across the city. In August, September, and October, there has been one additional incident reported each month. It is believed that thieves are targeting the radar sensor that is accessible behind the emblem.

Percent Change

Last 4 Weeks

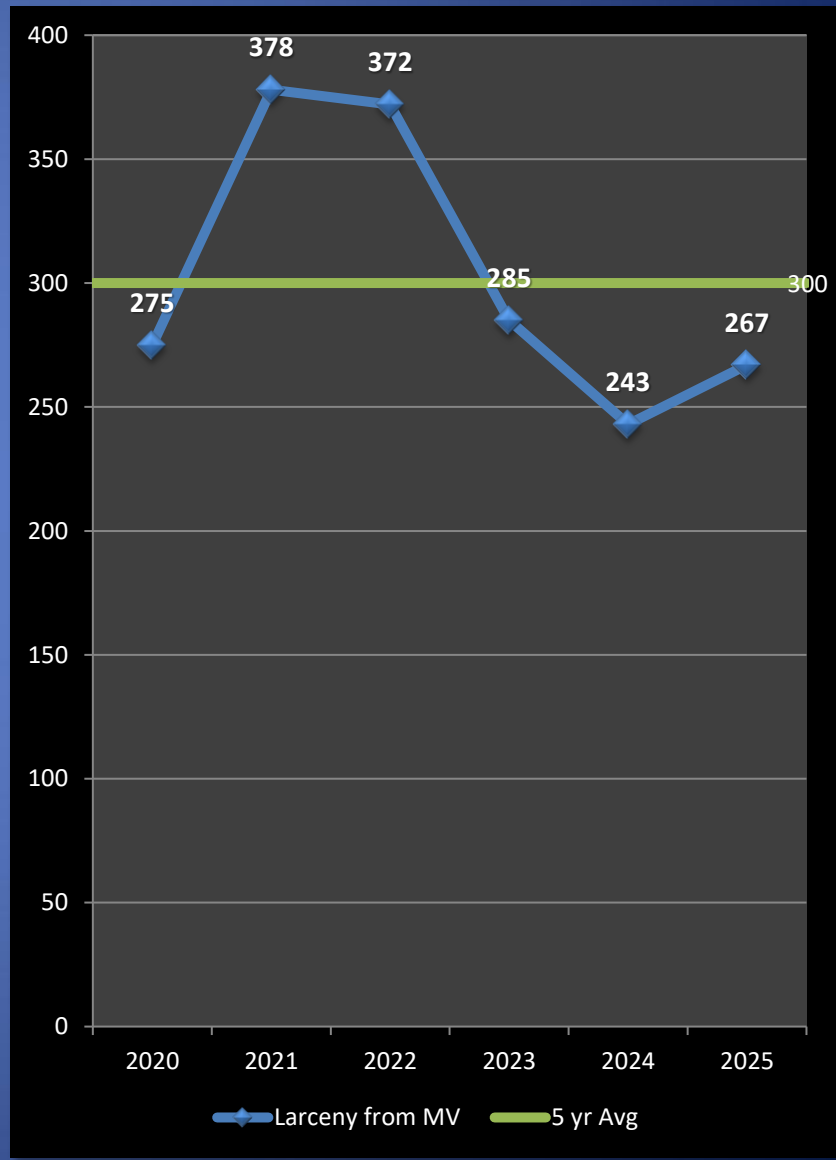
+13%

Previous Year

+10%

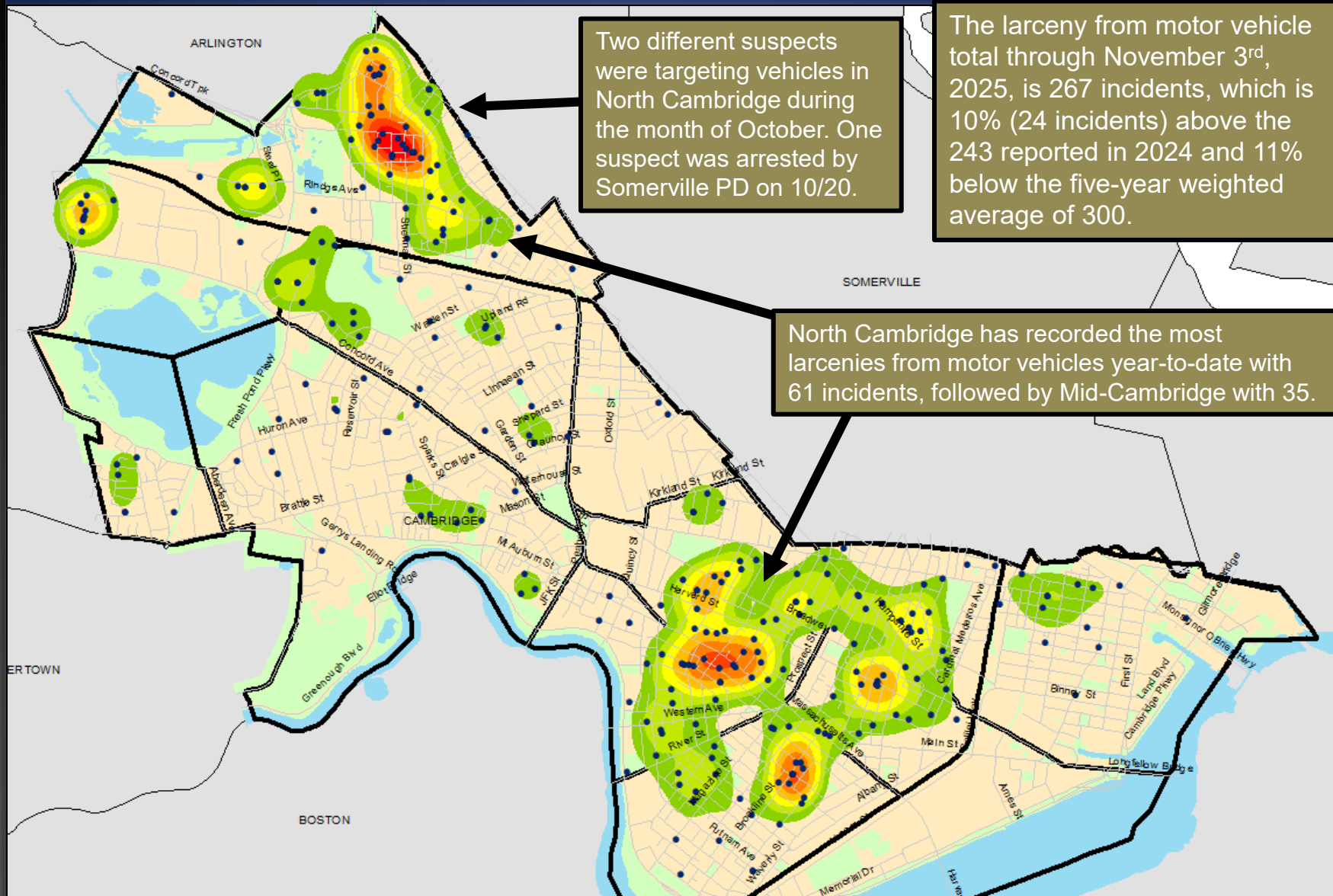
5-Year Average

-11%





Geographic Breakdown of Larceny from Motor Vehicles: 1.1.25 – 11.3.25



A new trend emerged in Cambridge over the summer. In July, the Honda "H" emblem was reported stolen from at least 4 Honda CRVs across the city. August, September, and October each recorded 1 additional incident for a total of 7 incidents. It is believed that thieves are targeting the radar sensor that is accessible behind the emblem.

LARCENY of Bicycle

No Patterns

- There have been 377 bicycle thefts reported citywide so far in 2025, down 15% from the 445 reported during the same time frame in 2024. The 2025 total is also registering at 20% (97 incidents) below the five-year average of 474.
- The most recent four weeks (October) saw a 28% decrease in bike thefts when compared with the previous four weeks (September), with 17 fewer thefts reported in October. We expect monthly totals to continue to drop as we approach the colder winter months.
- 193 bike thefts (or 51% of all citywide thefts year-to-date) have occurred south/east of Harvard Square.
- Of the 377 bike thefts reported in 2025, 295 (78%) were reportedly locked at the time of the theft.

Top Neighborhoods for Bike Theft in 2025:

Neighborhood	YTD Total	% Citywide
North Cambridge	71	19%
East Cambridge	48	13%
Mid-Cambridge	38	10%
Riverside	35	9%
Cambridgeport	30	8%
Peabody	30	8%

Percent Change

Last 4 Weeks

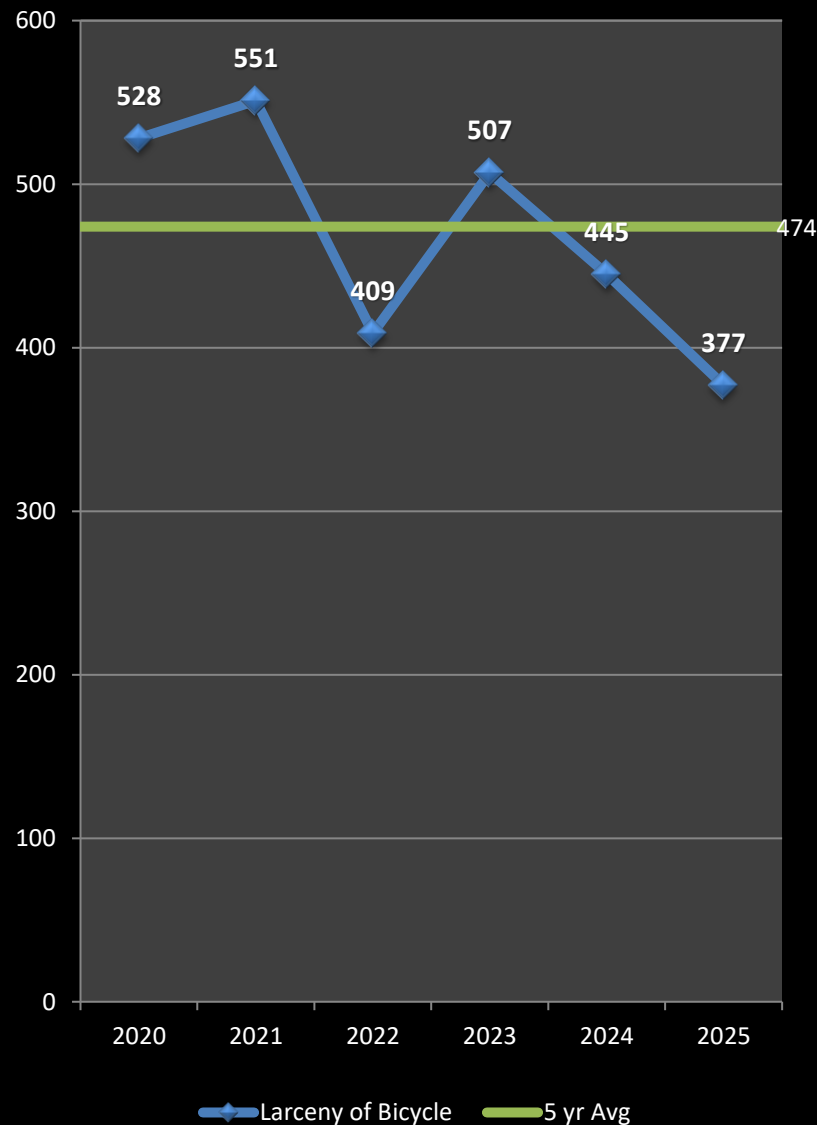
-28%

Previous Year

-15%

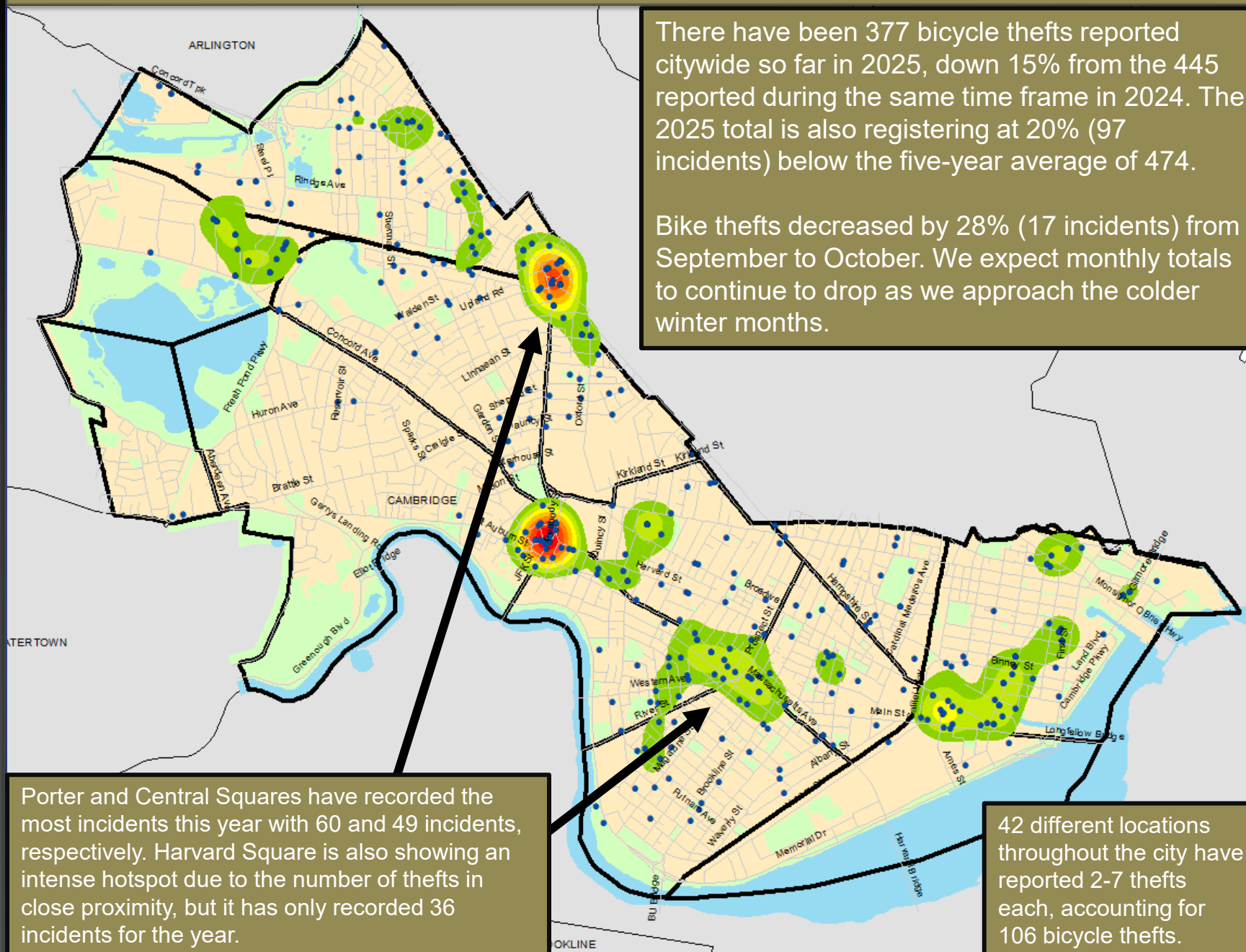
5-Year Average

-20%



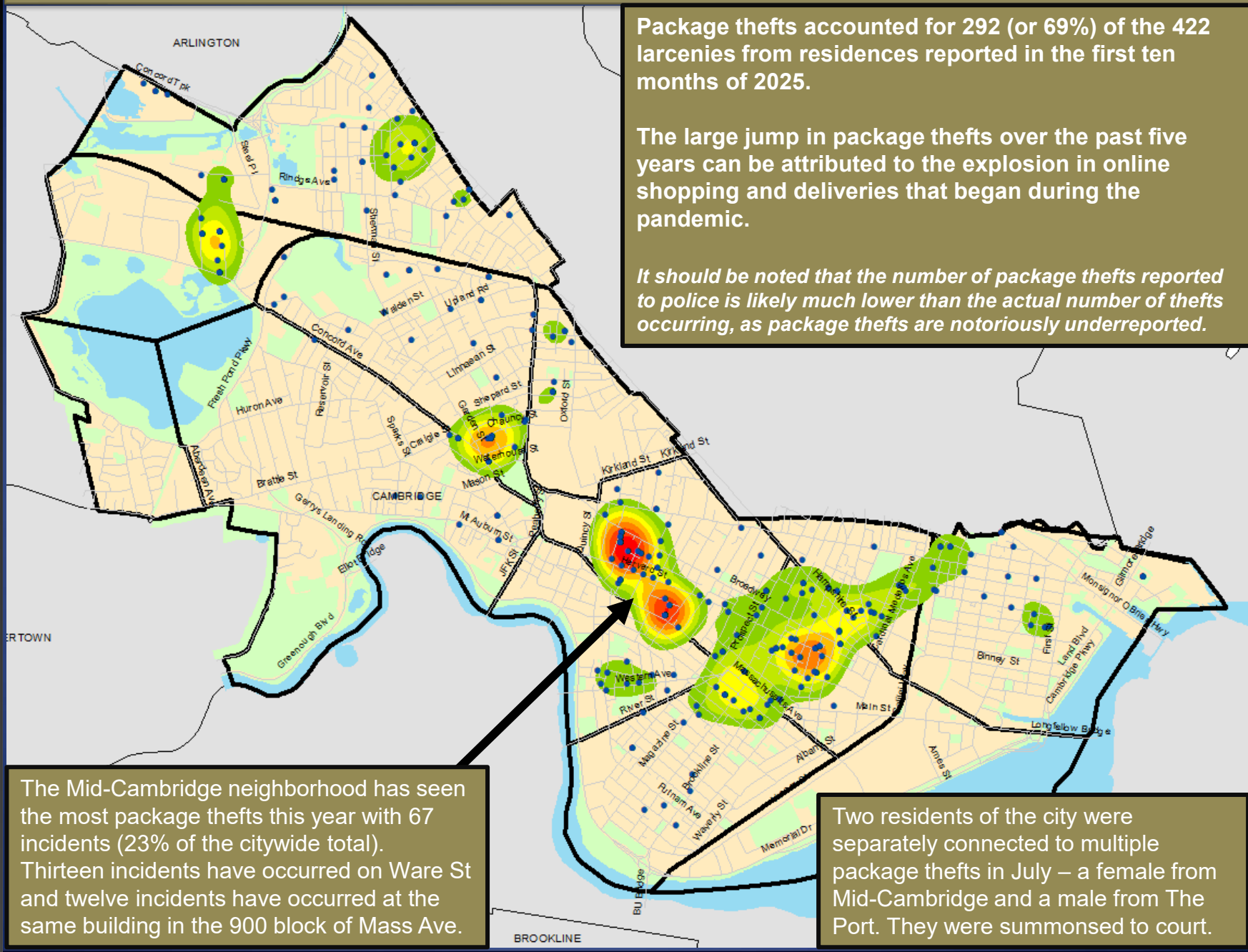


Geographic Breakdown of Bicycle Thefts: 1.1.25 – 11.3.25



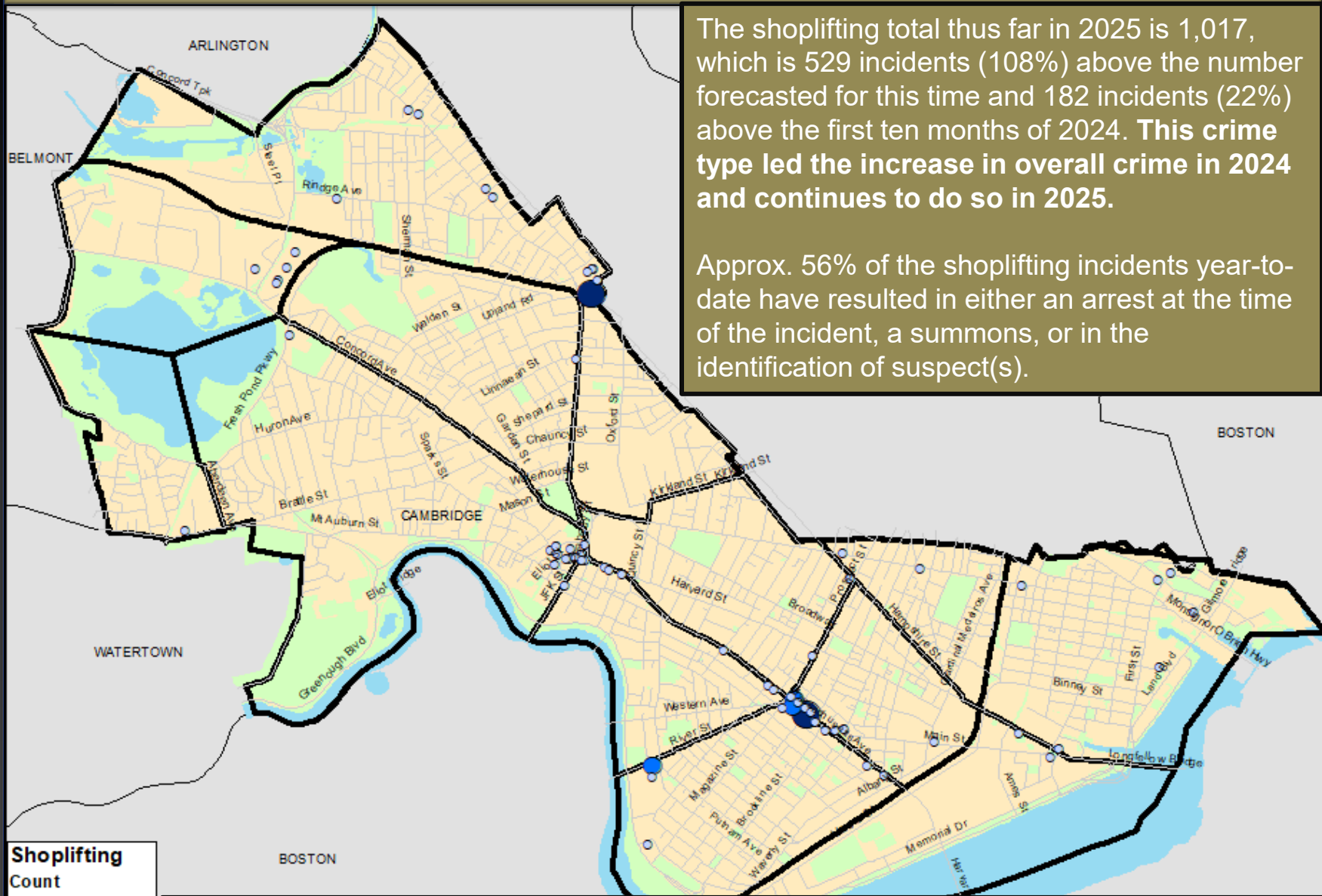


Geographic Breakdown of Package Thefts: 1.1.25 – 11.3.25





Geographic Breakdown of Shoplifting: 1.1.25 – 11.3.25



The shoplifting total thus far in 2025 is 1,017, which is 529 incidents (108%) above the number forecasted for this time and 182 incidents (22%) above the first ten months of 2024. **This crime type led the increase in overall crime in 2024 and continues to do so in 2025.**

Approx. 56% of the shoplifting incidents year-to-date have resulted in either an arrest at the time of the incident, a summons, or in the identification of suspect(s).

Target in Central Sq has seen the most shoplifting incidents in 2025 with 249 thefts, followed by the Target in Porter Square with 187, and the Walgreens on River St with 69 incidents. There are 14 locations citywide that have reported more than 10 instances of shoplifting so far this year.



AUTO THEFT

No Patterns

- The five-year weighted average for auto theft for the first ten months of the year is 107, and with 80 reported so far in 2025, Cambridge has experienced a decrease of 25% below the expected total. Auto thefts have also decreased by 7% (6 incidents) when compared with the same time period in 2024.
- The most recent four weeks (October) saw an increase of 5 incidents (+100%) above the previous four weeks (September).
- The neighborhood breakdown for auto theft totals in 2025 is as follows: Cambridgeport – 18; The Port – 15; West Cambridge – 12; Riverside – 7; East Cambridge, Riverside, and North Cambridge - 6 each; Mid-Cambridge and Highlands – 4 each and Inman/Harrington – 2.
- Eighteen of the 80 auto thefts reported so far this year (or 23%) involved a situation where the operator left the vehicle unlocked and/or running in order to deliver a package or grab food. When the victim returned, the vehicle was gone.
- Thirty-two of the 80 motor vehicles stolen thus far in 2025 have been recovered to date, with one involving an arrest at the time of the recovery.

Percent Change

Last 4 Weeks

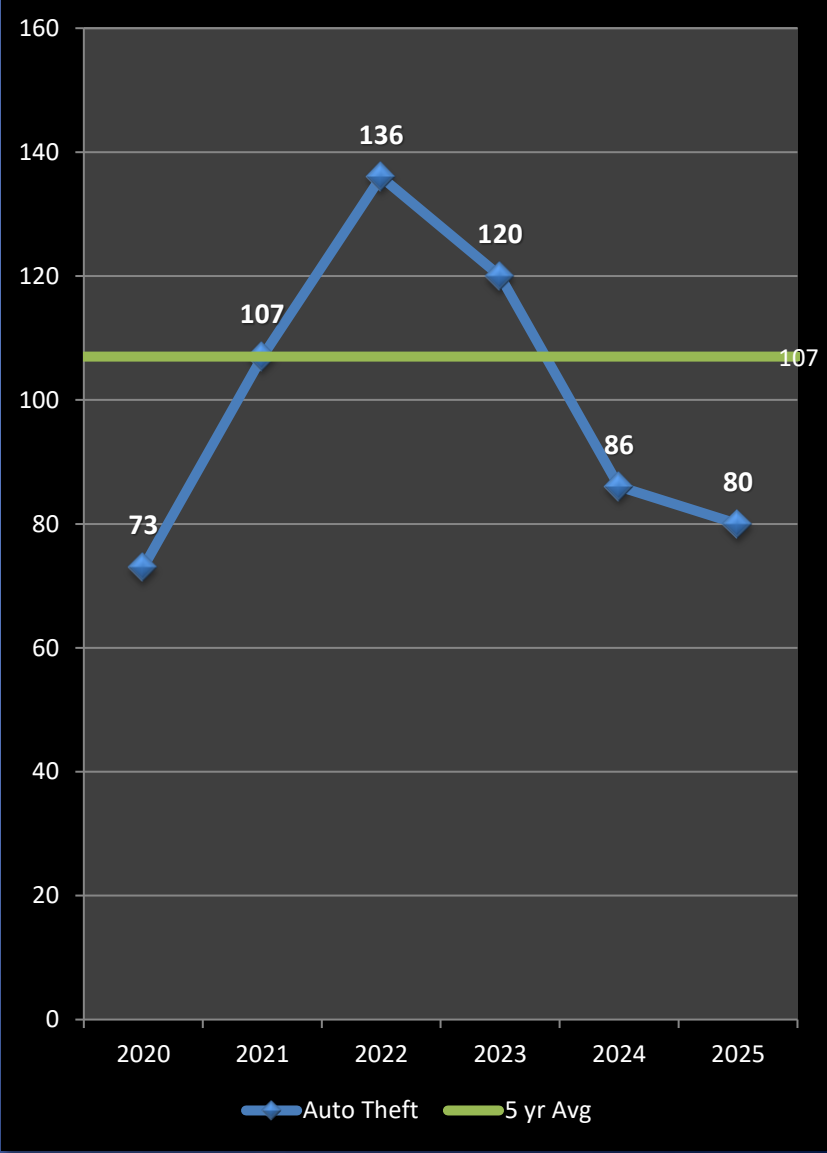
+100%

Previous Year

-7%

5-Year Average

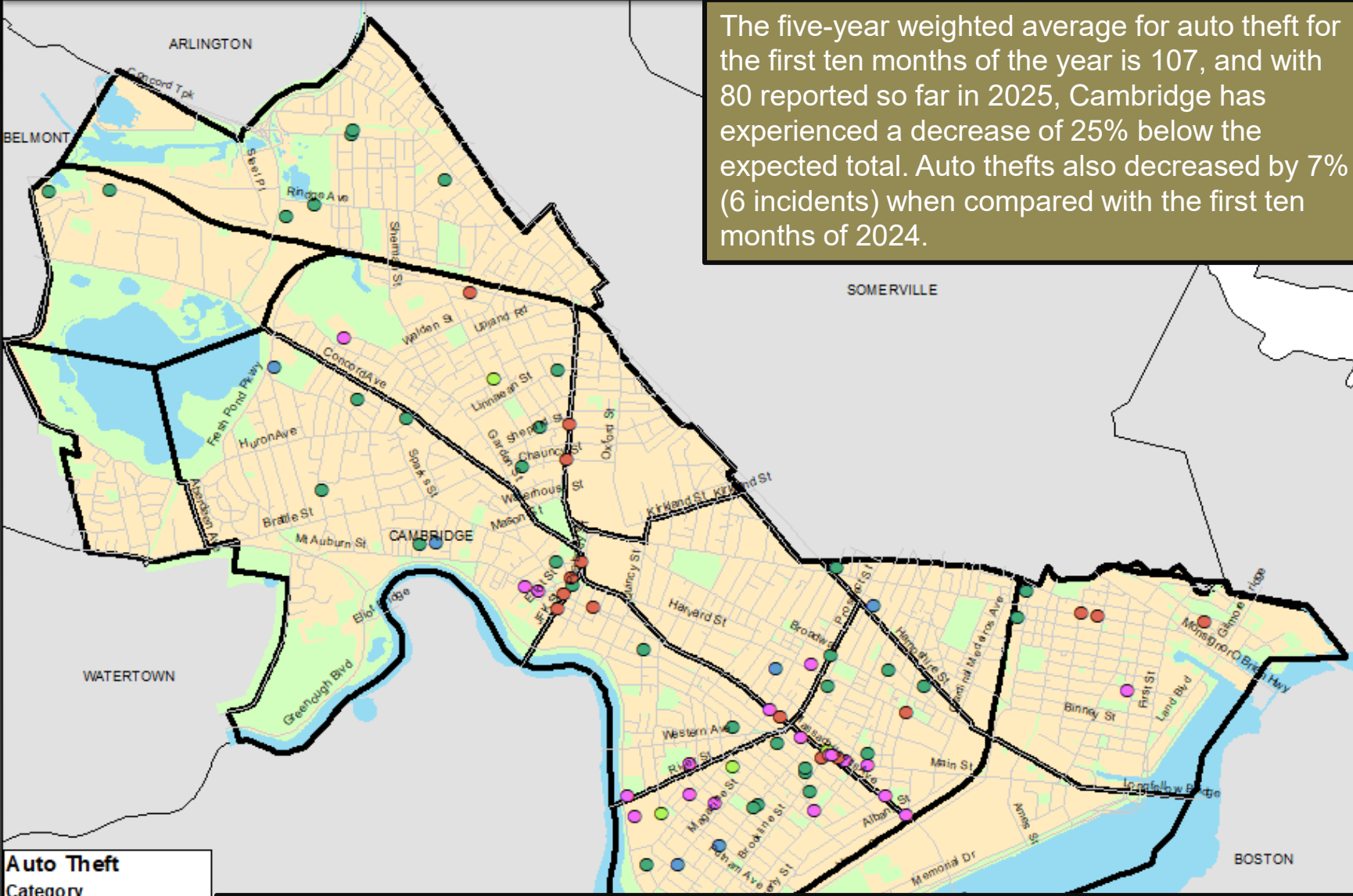
-25%





Geographic Breakdown of Auto Thefts: 1.1.25 – 11.3.25

The five-year weighted average for auto theft for the first ten months of the year is 107, and with 80 reported so far in 2025, Cambridge has experienced a decrease of 25% below the expected total. Auto thefts also decreased by 7% (6 incidents) when compared with the first ten months of 2024.



- Auto Theft Category**
- Attempted
 - Juvenile/Joy ride
 - Left Running
 - Two-Wheeled
 - Unknown

Over the past two years, there has been an increase in auto thefts involving vehicles left running, particularly in areas where delivery drivers park quickly to pick up restaurant orders, only to find their car gone when they exit the establishment. There have been 18 reports of this nature reported year-to-date in 2025.



Help Prevent Crime

And keep yourself informed!

To receive information from the CPD:

- Sign up with for the **Cambridge Alert Network**, to receive alerts about emerging crime patterns, neighborhood meetings, and crime prevention tips, by visiting www.CambridgeMa.gov/AlertNetwork.
- “Like” the Cambridge Police Department on Facebook at www.facebook.com/CambridgePolice
- Follow [@CambridgePolice](https://twitter.com/CambridgePolice) on Twitter.
- Visit our website at www.CambridgePolice.org for valuable information and reports including the Daily Log and BridgeStat, which is published on the first Friday of every month.
- Download our “MyPD” smartphone app at www.CambridgePolice.org/MyPD.

To Share Information with the CPD:

- Call our Non-Emergency Telephone Number at **617-349-3300**.
 - Every call for service generates a police response, so help drive our resources by reporting things that seem suspicious or out of the ordinary.
- Send an Anonymous TEXT-A-TIP:
 - Send an ANONYMOUS text message to **Tip411 (847411)**. Begin your message with Tip650 and then type your message. You will receive a response from the Cambridge Police with the option to continue communicating. Please remember that this is not a replacement for 9-1-1. **If you witness an emergency situation, please call 9-1-1 immediately.**
- Send an Anonymous Crime Tip E-Mail at www.CambridgePolice.org/Tips