



# Cambridge Police Department BridgeStat

September 2023

Produced by the Crime Analysis Unit



# Part I Total Crime

An analysis of serious crime statistics for the first three quarters of 2023 points to a sizable increase of 17% in the Part One index total for Cambridge when compared with the same time frame in 2022. During the first nine months of this year, there were 2,429 serious crimes reported in the City. For the same time period in 2022, the combined total for Murder, Rape, Robbery, Aggravated Assault, Burglary, Larceny & Auto theft was 2,076 incidents. When measured against the five-year average, a 26% rise in the crime index has been registered.

Further analysis of the crime totals for the first nine months of 2023 indicates that violent crimes recorded a 25% increase when compared with last year. There were zero homicides, 38 rapes, 108 robberies, and 227 aggravated assaults recorded during the first three quarters of 2023.

Similarly, property crimes rose 16% with 279 additional crimes reported when compared with the same time frame in 2022. The 102% increase in shoplifting, the 33% increase in bicycle larcenies, and the 12% rise in burglaries when compared with 2022 are the key trend indicators observed so far in 2023 that have driven the upward curve in the property crime index for September. Conversely, larcenies from the person have decreased by 15% and larcenies from motor vehicles have dropped 18% when comparing the first nine months of 2023 with that of 2022.

When analyzing the serious crime totals of September 2023 versus the previous month of August 2023, there has been a significant drop of 14% in the number of index incidents, with 38 fewer crimes reported.

	<u>4 Week Snapshot</u>			<u>Year to Date</u>			<u>Five Year</u>	
	8/8/23 - 9/4/23	9/5/23 - 10/2/23	Change	2022	2023	Change	Avg	Change
<b>Total Violent Crime</b>	49	29	-41%	299	373	25%	249	50%
<b>Total Property Crime</b>	230	212	-8%	1777	2056	16%	1680	22%
<b>Total Part I Crime</b>	279	241	-14%	2076	2429	17%	1929	26%



# Part I Property Crime

Analysis of property crime totals through September of 2023 reveals a 16% increase when measured against the 2022 totals and a 22% rise above the five-year average of 1,680.

A majority of the property crime categories below recorded inclines when measured against the first nine months of 2022, most notably a 102% jump in shopliftings (up 210 incidents), a 33% surge in bike thefts (up 109 incidents), and an 11% increase in thefts from residences (up 29). Meanwhile, larcenies from motor vehicles dropped 18% (down 57 thefts) and larceny from the person decreased by 15% (down 14 incidents).

	4 Week Snapshot			Year to Date			Five Year	
	8/8/23 - 9/4/23	9/5/23 - 10/2/23	Change	2022	2023	Change	Avg	Change
<b>Burglary</b>	<b>20</b>	<b>20</b>	<b>0%</b>	<b>173</b>	<b>193</b>	<b>12%</b>	<b>157</b>	<b>23%</b>
Commercial Break	3	7	133%	38	53	39%	45	18%
Housebreak	17	13	-24%	135	140	4%	112	25%
<b>Larceny</b>	<b>201</b>	<b>187</b>	<b>-7%</b>	<b>1477</b>	<b>1753</b>	<b>19%</b>	<b>1424</b>	<b>23%</b>
Larceny (Misc)	6	8	33%	69	56	-19%	47	19%
Larceny from Building	16	12	-25%	164	158	-4%	137	15%
Larceny from MV	41	11	-73%	321	264	-18%	284	-7%
Larceny from Person	9	7	-22%	91	77	-15%	89	-13%
Larceny from Residence	30	23	-23%	261	290	11%	248	17%
Larceny of Bicycle	45	64	42%	332	441	33%	395	12%
Larceny of Plate	3	2	-33%	21	33	57%	17	94%
Larceny of Services	2	1	-50%	12	18	50%	8	125%
Shoplifting	49	59	20%	206	416	102%	197	111%
<b>Auto Theft</b>	<b>9</b>	<b>5</b>	<b>-44%</b>	<b>127</b>	<b>110</b>	<b>-13%</b>	<b>99</b>	<b>11%</b>
<b>Total Property Crime</b>	<b>230</b>	<b>212</b>	<b>-8%</b>	<b>1777</b>	<b>2056</b>	<b>16%</b>	<b>1680</b>	<b>22%</b>



# Part I Violent Crime

From January 1<sup>st</sup> to October 2<sup>nd</sup> of 2023, there were 373 violent crimes recorded in Cambridge, 74 incidents (+25%) above last year's total of 299 incidents through the same time and 124 incidents (+50%) above the 249 crimes forecasted for the first nine months of the year.

There have been 38 rapes reported in Cambridge thus far in 2023, up 11 incidents compared to the same time in 2022. The rapes reported in 2023 have been categorized as eight domestic incidents, 18 acquaintance incidents, nine contact scenarios, and three blitz assaults.

The trend observed during the past couple years of a high percentage of aggravated assaults and street robberies occurring in Central Square and on peripheral side streets has returned with the warm weather, after a first-quarter lull in activity in that area. So far, nine months into the year, 68 of the 227 aggravated assaults and 44% of the street robberies have been reported in the Central Square area.

For only the fourth time in 20 years, no murders were reported in Cambridge in 2022 and this trend has continued through the first quarters of 2023 as well. The last murder in Cambridge took place on March 27<sup>th</sup>, 2021, on Pemberton St. It remains under investigation.

	<u>4 Week Snapshot</u>			<u>Year to Date</u>			<u>Five Year</u>	
	8/8/23 - 9/4/23	9/5/23 - 10/2/23	Change	2022	2023	Change	Avg	Change
<b>Homicide</b>	0	0	IN-CALC	0	0	IN-CALC	1	-100%
<b>Rape</b>	3	2	-33%	27	38	41%	23	65%
<b>Robbery</b>	19	7	-63%	80	108	35%	63	71%
Commercial Robbery	3	2	-33%	16	29	81%	13	123%
Street Robbery	16	5	-69%	64	79	23%	50	58%
<b>Aggravated Assault</b>	27	20	-26%	192	227	18%	163	39%
<b>Total Violent Crime</b>	49	29	-41%	299	373	25%	249	50%



# MURDER

No Patterns

- No murders have been reported in Cambridge in 2023 through October 2<sup>nd</sup>, 2023.\*
- There were no murders recorded in Cambridge in 2022. This has happened only three other times in the past 20 years—in 2004, 2007, and 2010.
- In the last reported homicide in Cambridge, on Saturday 3/27/21, there was a fatal shooting that occurred at approximately 12:40 a.m. on Pemberton Street. The victim was reportedly located unconscious outside his vehicle by a passerby who called 911. The victim was transported to Mount Auburn Hospital where he later died. The victim has been identified as Xavier Louis-Jacques, 19, of Cambridge. The investigation is ongoing.
- On April 23, 2020, Jose Bermudez was arrested for the fatal daylight stabbing of 33-year-old Danilo Perez in Central Square on April 14. Bermudez and Perez were both part of the homeless community and were known to each other. Bermudez is being held without bail. This was the only homicide recorded in 2020.
- There was one murder in Cambridge in 2019. The Middlesex DA's Office and the Cambridge Police are asking for public assistance regarding the ongoing investigation into the fatal incident that occurred in the New Street area of Danehy Park around 6:30PM on the night of January 2<sup>nd</sup>, 2019. This incident is being investigated as a homicide. The preliminary investigation suggests that the victim, 60-year-old Paul Wilson, died as a result of blunt force trauma and that robbery does not appear to have been the motive.

\* Please note: These figures exclude the fatal Cambridge Police officer-involved shooting of Sayed Faisal on January 4, 2023.

## Percent Change\*

Last 4 Weeks

0%

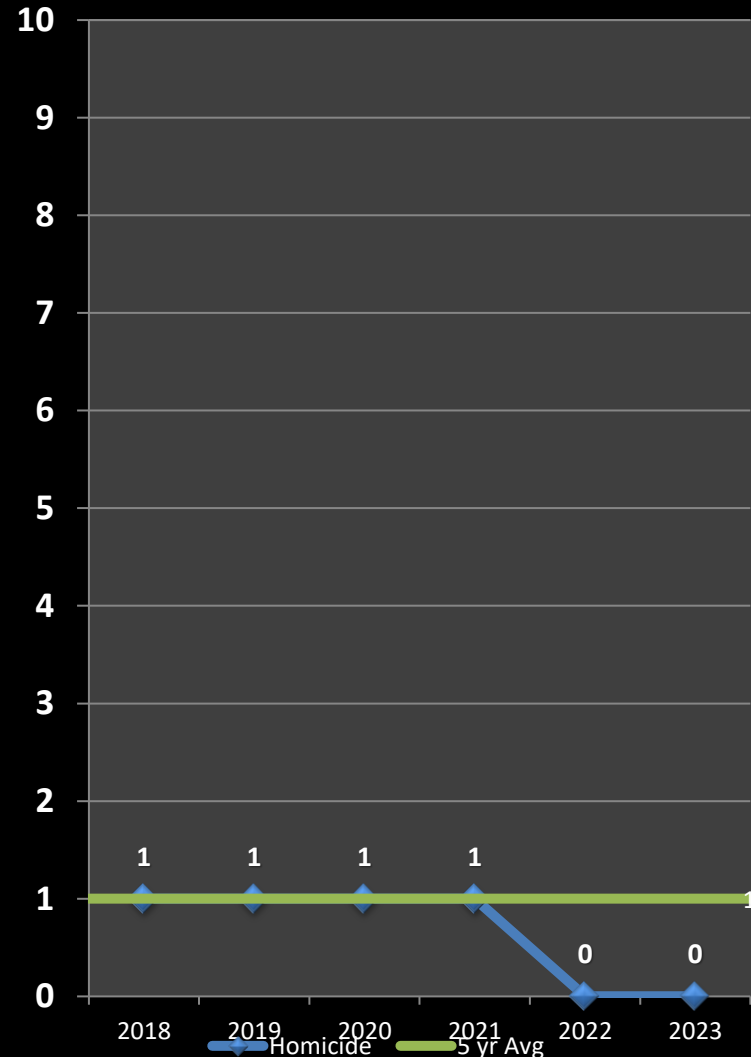
Previous Year

0%

5-Year Average

-100%

\*IN -CAL: Percentages are not calculated for numbers so small as to present a statistically misleading percentage.







# RAPE

No Patterns

- There were 38 rapes reported in Cambridge during the first nine months of 2023, which is up 11 incidents (41%) compared to the number reported through the same time frame in 2022.
- The rapes reported thus far in 2023 have been categorized as eight domestic incidents, 18 acquaintance incidents, nine contact scenarios, and three blitz assaults.
- One of the domestic assaults and one of the acquaintance assaults resulted in the arrest of the suspect at the time of the incident.
- The total number of reported rapes tends to fluctuate from year to year, but the number of stranger-to-stranger rapes reported each year in Cambridge—typically between one and five—remains extremely low.

## Percent Change\*

Last 4 Weeks

**-33%**

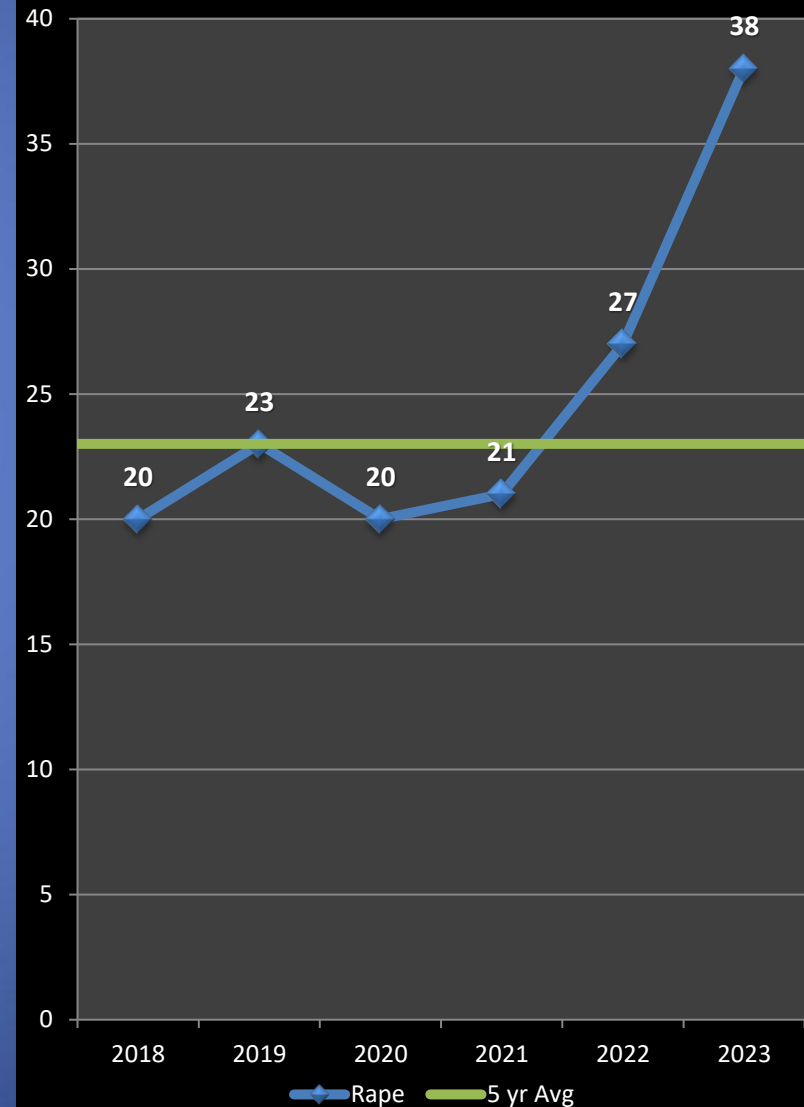
Previous Year

**+41%**

5-Year Average

**+65%**

\*IN -CAL: Percentages are not calculated for numbers so small as to present a statistically misleading percentage.





# AGGRAVATED ASSAULT

*No Patterns*

- The total of 227 aggravated assaults reported through October 2<sup>nd</sup> of 2023 was 35 crimes (+18%) above the total for the first nine months of 2022, as well as 64 incidents (+39%) above the five-year average of 163 crimes.
- The 227 aggravated assaults reported over the first 39 weeks of this year were comprised of the following classifications: 48 domestic altercations; 46 unprovoked scenarios; 29 traffic-and-parking incidents; 23 acquaintance assaults; 20 juvenile-related assaults; 21 psychotic episodes; 9 unhoused assaults; 8 shop owner/patron assaults; 7 affrays/brawls; 5 assaults on police; 4 each of landlord/neighbor assaults and workplace incidents; and 3 drug deals gone awry.
- The trend observed during the past couple years of a high percentage of aggravated assaults occurring in Central Sq and on peripheral side streets returned with the warmer weather, after a first-quarter lull in activity in that area. Thus far in 2023, 68 of the 227 assaults citywide have been reported in Central Sq. However, unlike in 2022 when activity was mostly focused only in Central Sq, other areas of the city are also seeing increased activity this year (see map on slide 8).
- There have been five confirmed shots fired incidents in Cambridge through October 2, 2023\*, three of which resulted in the non-fatal shootings of four total victims. The last reported shooting this year was on 7/16. Through October 2 in 2022, there were 11 shots fired incidents, one of which resulted in the non-fatal shooting of two victims.

\* Please note: This figure excludes the fatal Cambridge Police officer-involved shooting of Sayed Faisal on January 4, 2023.

## Percent Change

Last 4 Weeks

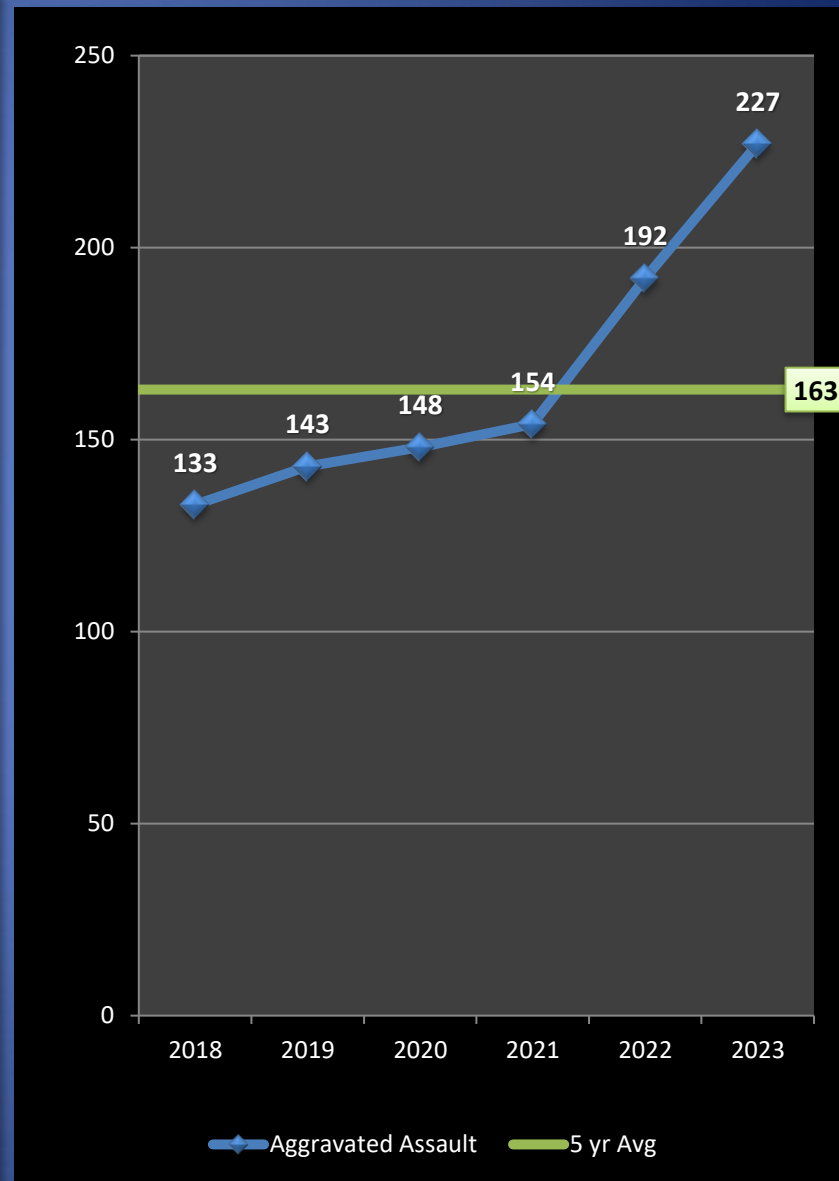
**-26%**

Previous Year

**+18%**

5-Year Average

**+39%**

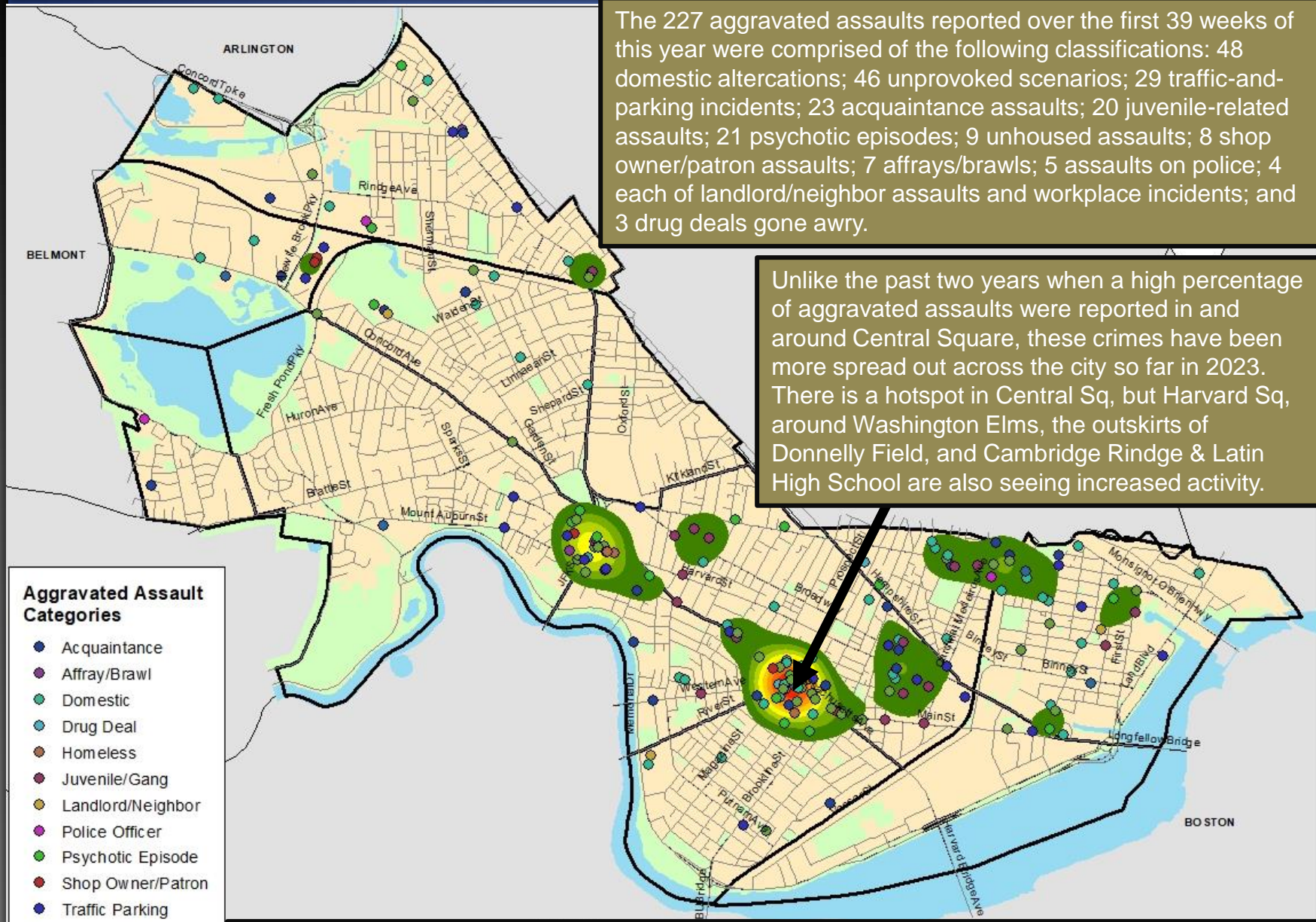




# Geographic Breakdown of Aggravated Assaults: 1.1.23 – 10.2.23

The 227 aggravated assaults reported over the first 39 weeks of this year were comprised of the following classifications: 48 domestic altercations; 46 unprovoked scenarios; 29 traffic-and-parking incidents; 23 acquaintance assaults; 20 juvenile-related assaults; 21 psychotic episodes; 9 unhoused assaults; 8 shop owner/patron assaults; 7 affrays/brawls; 5 assaults on police; 4 each of landlord/neighbor assaults and workplace incidents; and 3 drug deals gone awry.

Unlike the past two years when a high percentage of aggravated assaults were reported in and around Central Square, these crimes have been more spread out across the city so far in 2023. There is a hotspot in Central Sq, but Harvard Sq, around Washington Elms, the outskirts of Donnelly Field, and Cambridge Rindge & Latin High School are also seeing increased activity.



- Aggravated Assault Categories**
- Acquaintance
  - Affray/Brawl
  - Domestic
  - Drug Deal
  - Homeless
  - Juvenile/Gang
  - Landlord/Neighbor
  - Police Officer
  - Psychotic Episode
  - Shop Owner/Patron
  - Traffic Parking
  - Unprovoked
  - Workplace

Please note: This map excludes the fatal Cambridge Police officer-involved shooting of Sayed Faisal on January 4, 2023.

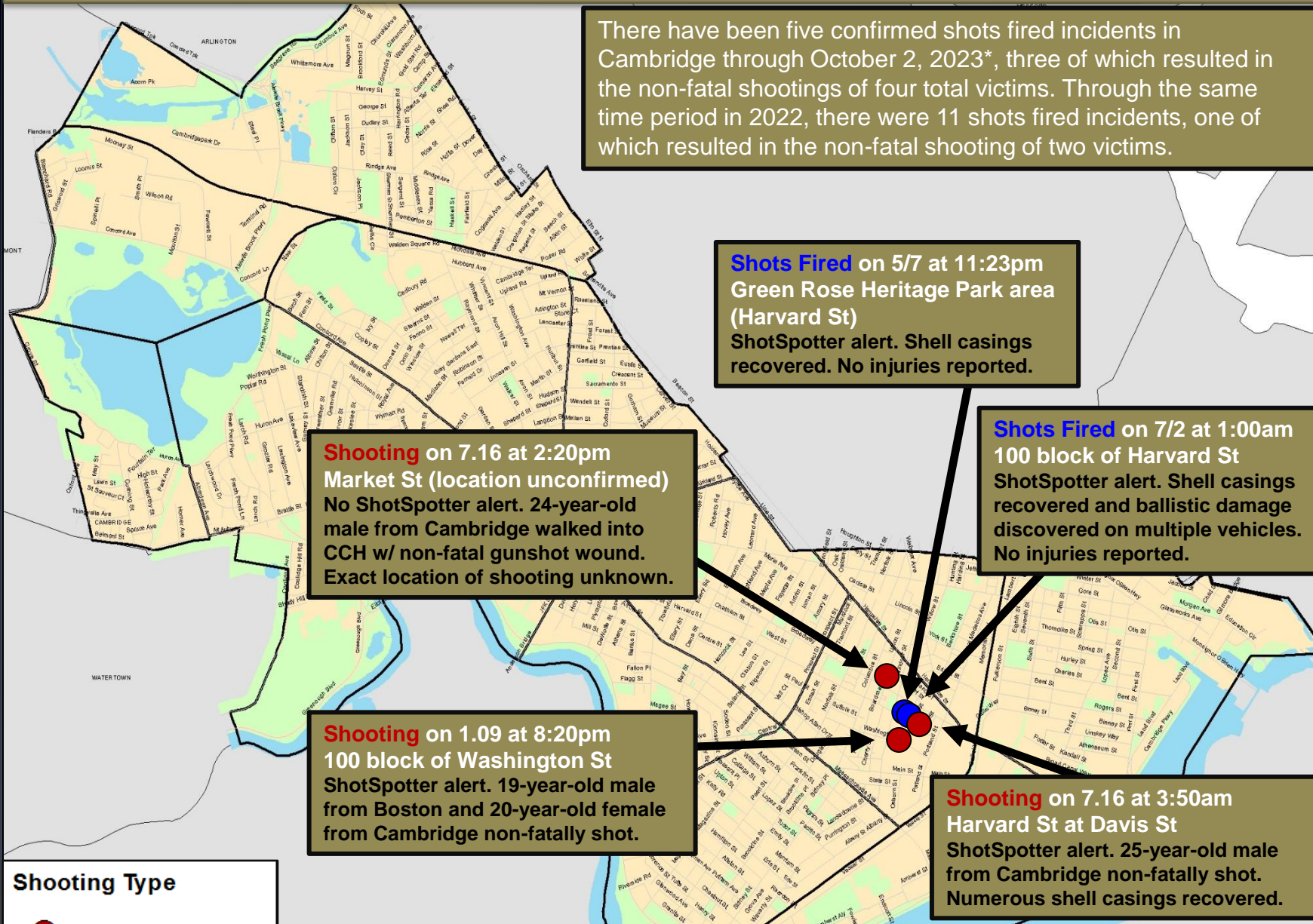




# Confirmed Shots Fired and Shootings in Cambridge: 1.1.23 – 10.2.23

Cambridge Police BridgeStat

There have been five confirmed shots fired incidents in Cambridge through October 2, 2023\*, three of which resulted in the non-fatal shootings of four total victims. Through the same time period in 2022, there were 11 shots fired incidents, one of which resulted in the non-fatal shooting of two victims.



**Shots Fired** on 5/7 at 11:23pm  
Green Rose Heritage Park area  
(Harvard St)  
ShotSpotter alert. Shell casings recovered. No injuries reported.

**Shots Fired** on 7/2 at 1:00am  
100 block of Harvard St  
ShotSpotter alert. Shell casings recovered and ballistic damage discovered on multiple vehicles. No injuries reported.

**Shooting** on 7.16 at 2:20pm  
Market St (location unconfirmed)  
No ShotSpotter alert. 24-year-old male from Cambridge walked into CCH w/ non-fatal gunshot wound. Exact location of shooting unknown.

**Shooting** on 1.09 at 8:20pm  
100 block of Washington St  
ShotSpotter alert. 19-year-old male from Boston and 20-year-old female from Cambridge non-fatally shot.

**Shooting** on 7.16 at 3:50am  
Harvard St at Davis St  
ShotSpotter alert. 25-year-old male from Cambridge non-fatally shot. Numerous shell casings recovered.

**Shooting Type**

- Shooting w/ Victim(s)
- Shots Fired (no victims)

\*Please note: This figure/map excludes the fatal Cambridge Police officer-involved shooting of Sayed Faisal on January 4, 2023.



# Robbery

No Patterns

- The five-year average for overall robbery in Cambridge for the first three quarters of the year is 63 incidents. Through October 2<sup>nd</sup> of 2023, 108 robberies were recorded, which translates to a 71% increase above the projected total and a 35% incline above the 80 robberies counted through October 2<sup>nd</sup> of 2022.
- There have been 29 commercial robberies reported through 10/2 of this year. This total is 81% above the 16 reported through 10/2 of last year and 123% above the five-year average of 13. Part of the increase in 2023 can be attributed to a regional pattern of armed commercial robberies involving a lone male suspect with a firearm that affected both Cambridge and Boston during the first quarter. This pattern came to an end in late March with the arrest of a Cambridge male. Many of the remaining commercial robberies this year have involved escalated shoplifting incidents at local retail and drug stores.
- The 79 street robberies reported year-to-date in 2023 are up 23% over the 64 reported through this time in 2022 and are up 58% over the five-year average of 50. Despite the large increase, there are no active street robbery patterns in Cambridge at the present time. However, the past few months have seen an increase in pack robberies involving groups of juveniles and acquaintance robberies between unhoused individuals, particularly in the Central and Harvard Square areas.

## Percent Change

Last 4 Weeks

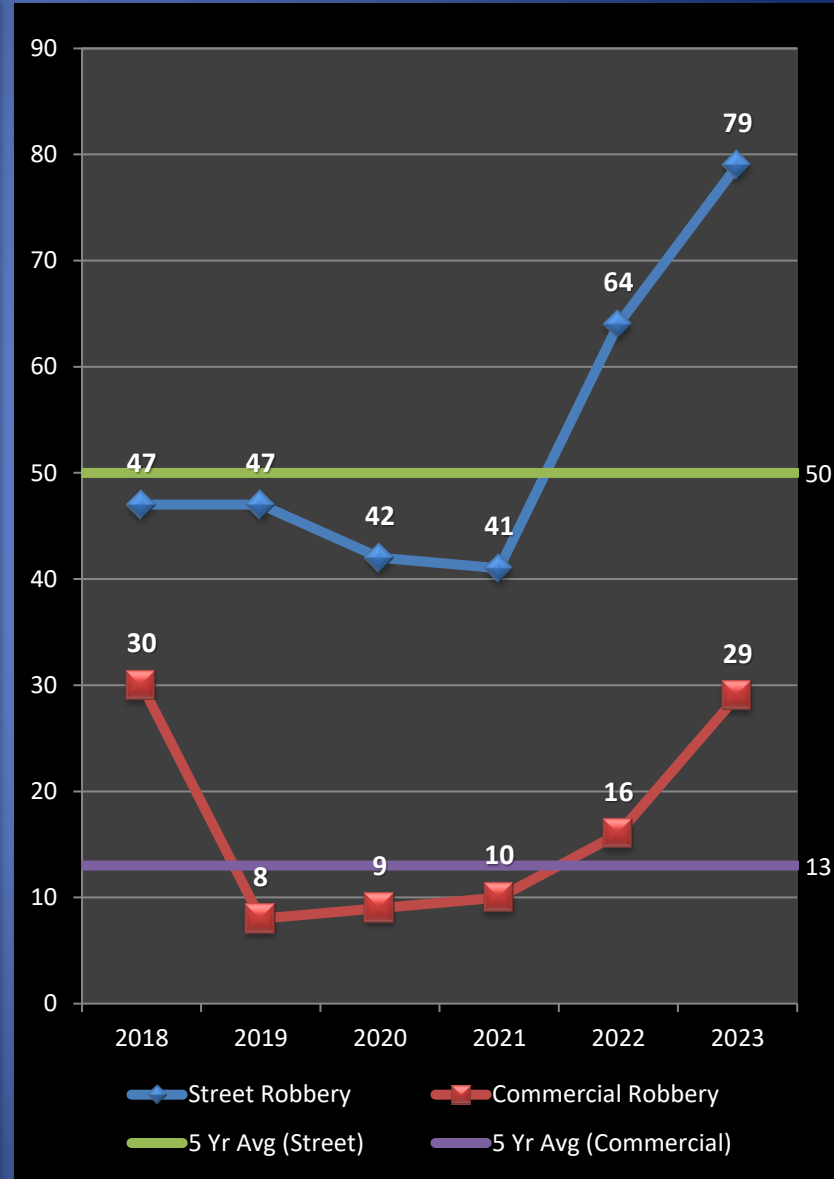
-63%

Previous Year

+35%

5-Year Average

+71%







# Geographic Breakdown of Street Robberies: 1.1.23 – 10.2.23

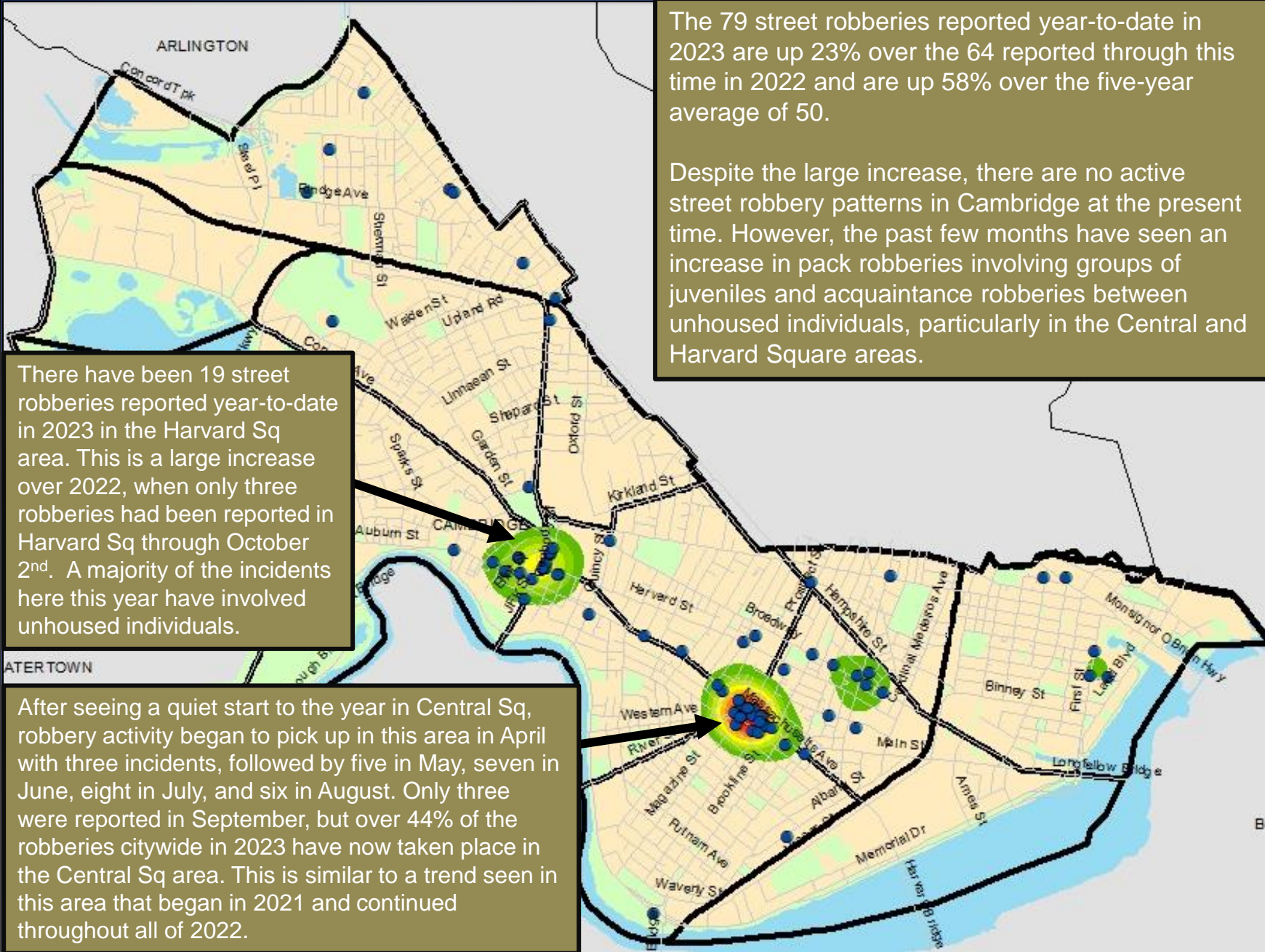
Cambridge Police BridgeStat

The 79 street robberies reported year-to-date in 2023 are up 23% over the 64 reported through this time in 2022 and are up 58% over the five-year average of 50.

Despite the large increase, there are no active street robbery patterns in Cambridge at the present time. However, the past few months have seen an increase in pack robberies involving groups of juveniles and acquaintance robberies between unhoused individuals, particularly in the Central and Harvard Square areas.

There have been 19 street robberies reported year-to-date in 2023 in the Harvard Sq area. This is a large increase over 2022, when only three robberies had been reported in Harvard Sq through October 2<sup>nd</sup>. A majority of the incidents here this year have involved unhoused individuals.

After seeing a quiet start to the year in Central Sq, robbery activity began to pick up in this area in April with three incidents, followed by five in May, seven in June, eight in July, and six in August. Only three were reported in September, but over 44% of the robberies citywide in 2023 have now taken place in the Central Sq area. This is similar to a trend seen in this area that began in 2021 and continued throughout all of 2022.





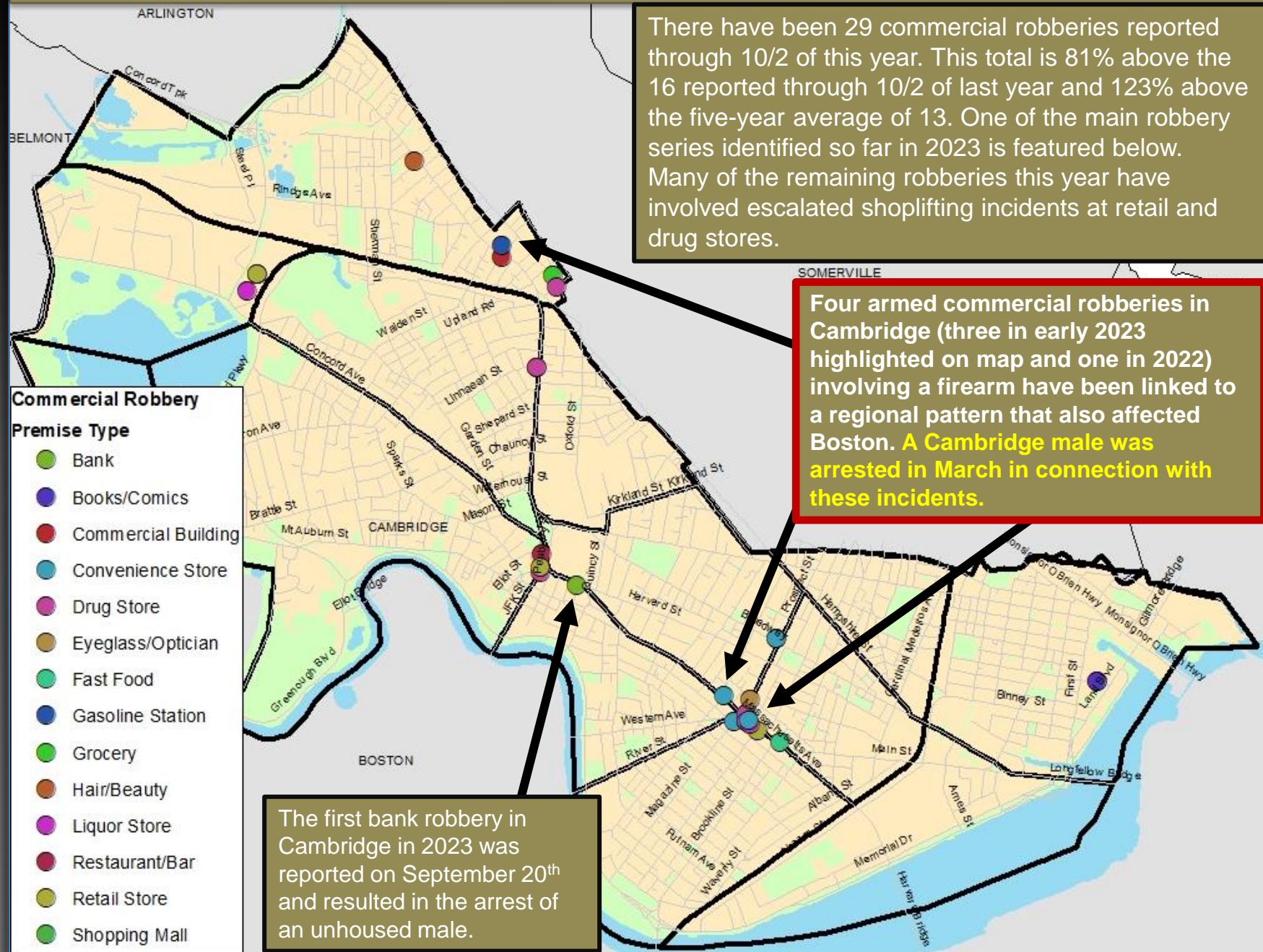
# Geographic Breakdown of Commercial Robberies: 1.1.23 – 10.2.23

Cambridge Police BridgeStat

There have been 29 commercial robberies reported through 10/2 of this year. This total is 81% above the 16 reported through 10/2 of last year and 123% above the five-year average of 13. One of the main robbery series identified so far in 2023 is featured below. Many of the remaining robberies this year have involved escalated shoplifting incidents at retail and drug stores.

Four armed commercial robberies in Cambridge (three in early 2023 highlighted on map and one in 2022) involving a firearm have been linked to a regional pattern that also affected Boston. **A Cambridge male was arrested in March in connection with these incidents.**

The first bank robbery in Cambridge in 2023 was reported on September 20<sup>th</sup> and resulted in the arrest of an unhoused male.



- Commercial Robbery**
- Premise Type**
- Bank
  - Books/Comics
  - Commercial Building
  - Convenience Store
  - Drug Store
  - Eyeglass/Optician
  - Fast Food
  - Gasoline Station
  - Grocery
  - Hair/Beauty
  - Liquor Store
  - Restaurant/Bar
  - Retail Store
  - Shopping Mall





# Burglary

No Patterns

- The property index crime of burglary, the combination of residential and commercial breaks, has recorded an increase of 23% through October 2<sup>nd</sup> of 2023 when compared to the five-year average, with 36 additional incidents reported above the projected total of 157 breaks. When compared with last year's total of 173 incidents for the first nine months of the year, a 12% increase has been registered (up 20 incidents in 2023).
- Housebreaks year-to-date in 2023 are up by five incidents when compared to 2022 (increasing 4% from 135 to 140). June saw the largest number of housebreaks to date in 2023 with 25 reported.
  - Suspects have been arrested or otherwise identified in 41 of the housebreaks so far this year.
  - In June, two people were connected to an apartment building in the Port which has reported the largest number of breaks at one location citywide in 2023. An arrest was made in connection with one of the breaks and property linking the individuals to numerous other crimes was recovered.
- Commercial breaks for the first nine months of 2023 have risen by 15 crimes (+39%), from 38 in 2022 to 53 in 2023.
  - There were five related commercial breaks in June and a Cambridge resident has been charged in connection with all five incidents (see map on slide 15).
  - Five locations have experienced more than one break this year.

## Percent Change

Last 4 Weeks

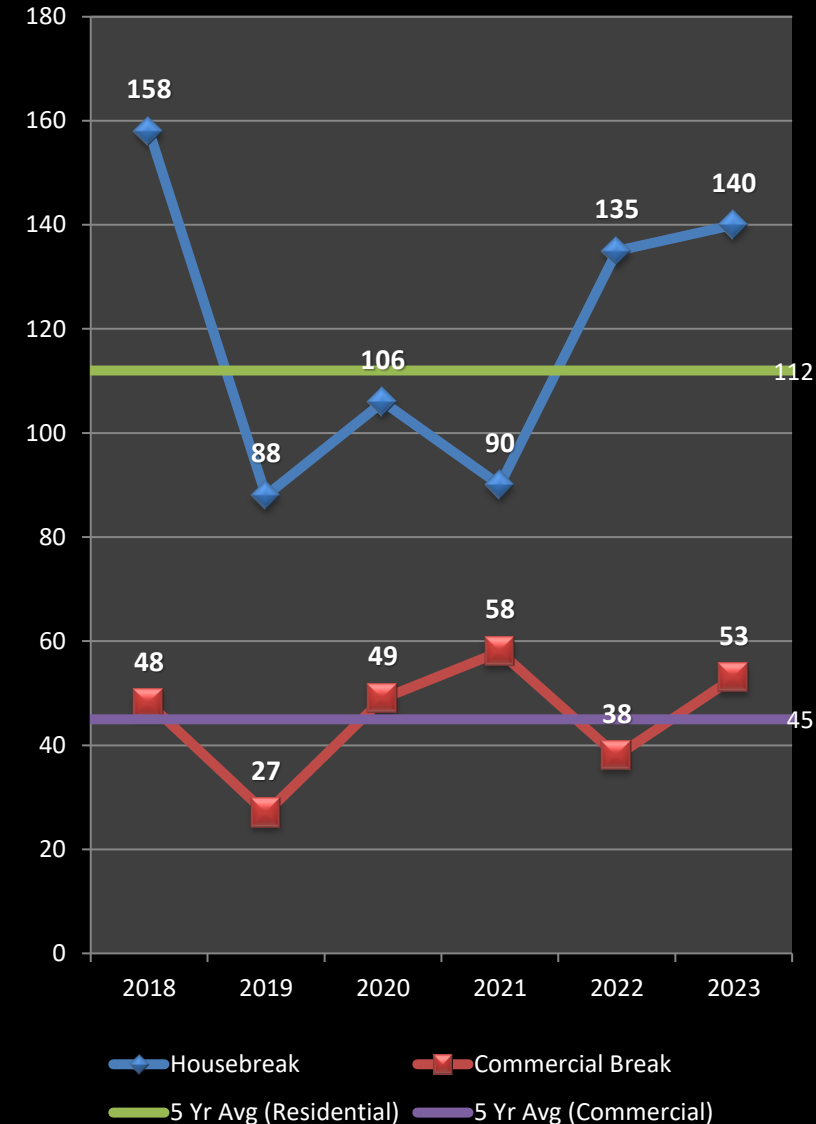
0%

Previous Year

+12%

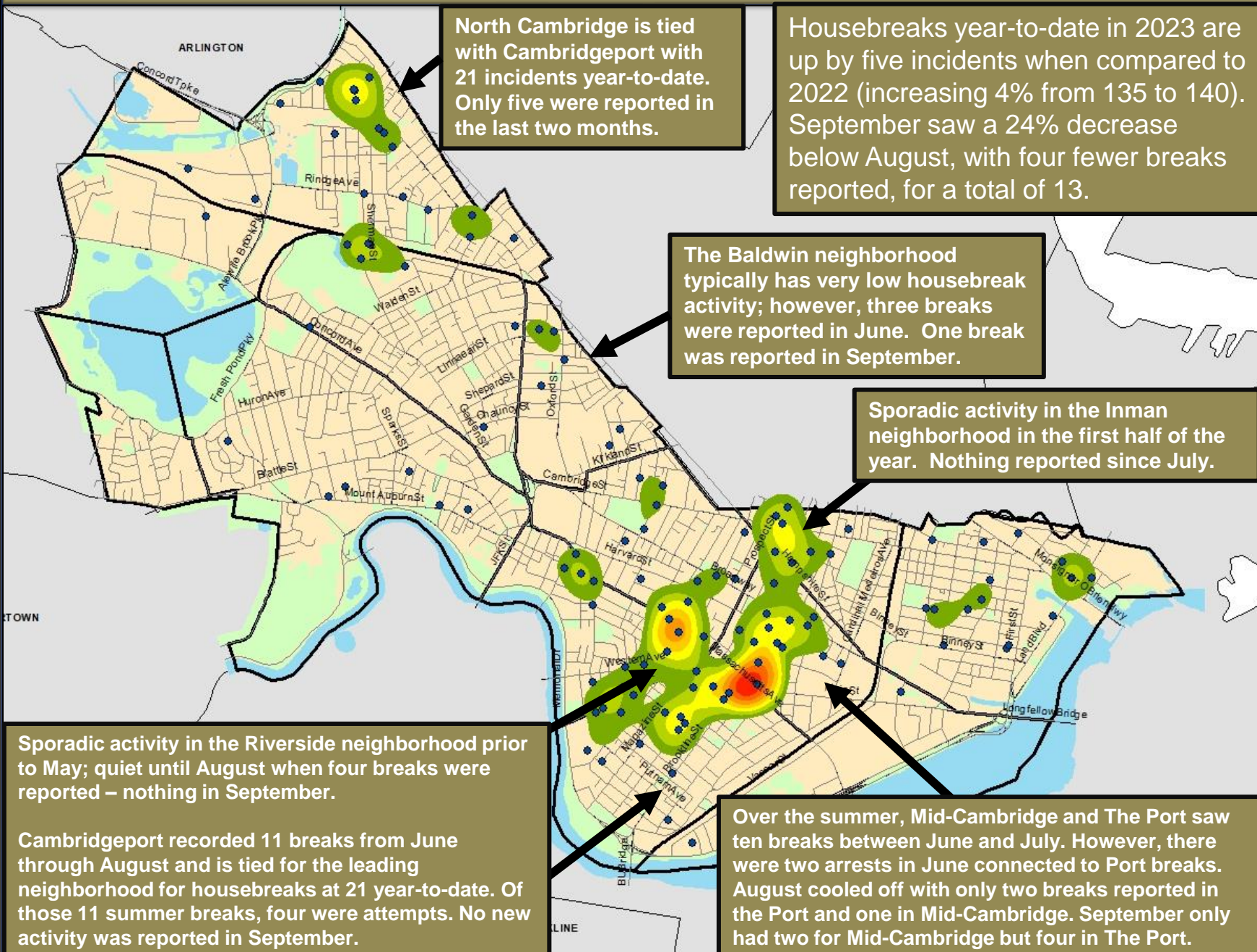
5-Year Average

+23%





# Geographic Breakdown of Housebreaks: 1.1.23 – 10.2.23



North Cambridge is tied with Cambridgeport with 21 incidents year-to-date. Only five were reported in the last two months.

Housebreaks year-to-date in 2023 are up by five incidents when compared to 2022 (increasing 4% from 135 to 140) September saw a 24% decrease below August, with four fewer breaks reported, for a total of 13.

The Baldwin neighborhood typically has very low housebreak activity; however, three breaks were reported in June. One break was reported in September.

Sporadic activity in the Inman neighborhood in the first half of the year. Nothing reported since July.

Sporadic activity in the Riverside neighborhood prior to May; quiet until August when four breaks were reported – nothing in September.

Cambridgeport recorded 11 breaks from June through August and is tied for the leading neighborhood for housebreaks at 21 year-to-date. Of those 11 summer breaks, four were attempts. No new activity was reported in September.

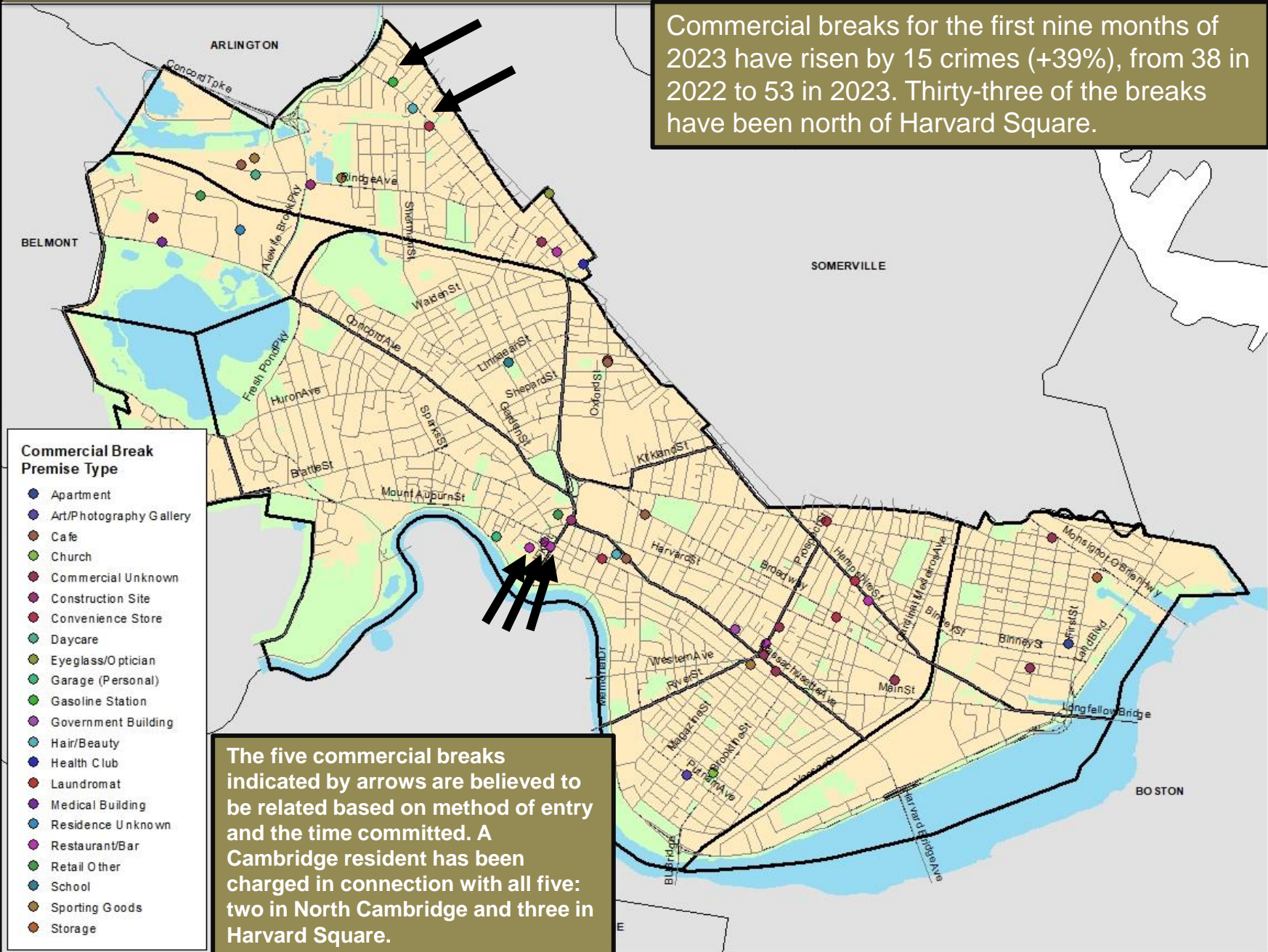
Over the summer, Mid-Cambridge and The Port saw ten breaks between June and July. However, there were two arrests in June connected to Port breaks. August cooled off with only two breaks reported in the Port and one in Mid-Cambridge. September only had two for Mid-Cambridge but four in The Port.





# Geographic Breakdown of Commercial Breaks: 1.1.23 – 10.2.23

Commercial breaks for the first nine months of 2023 have risen by 15 crimes (+39%), from 38 in 2022 to 53 in 2023. Thirty-three of the breaks have been north of Harvard Square.





# LARCENY

No Patterns

## Percent Change

Last 4 Weeks

-7%

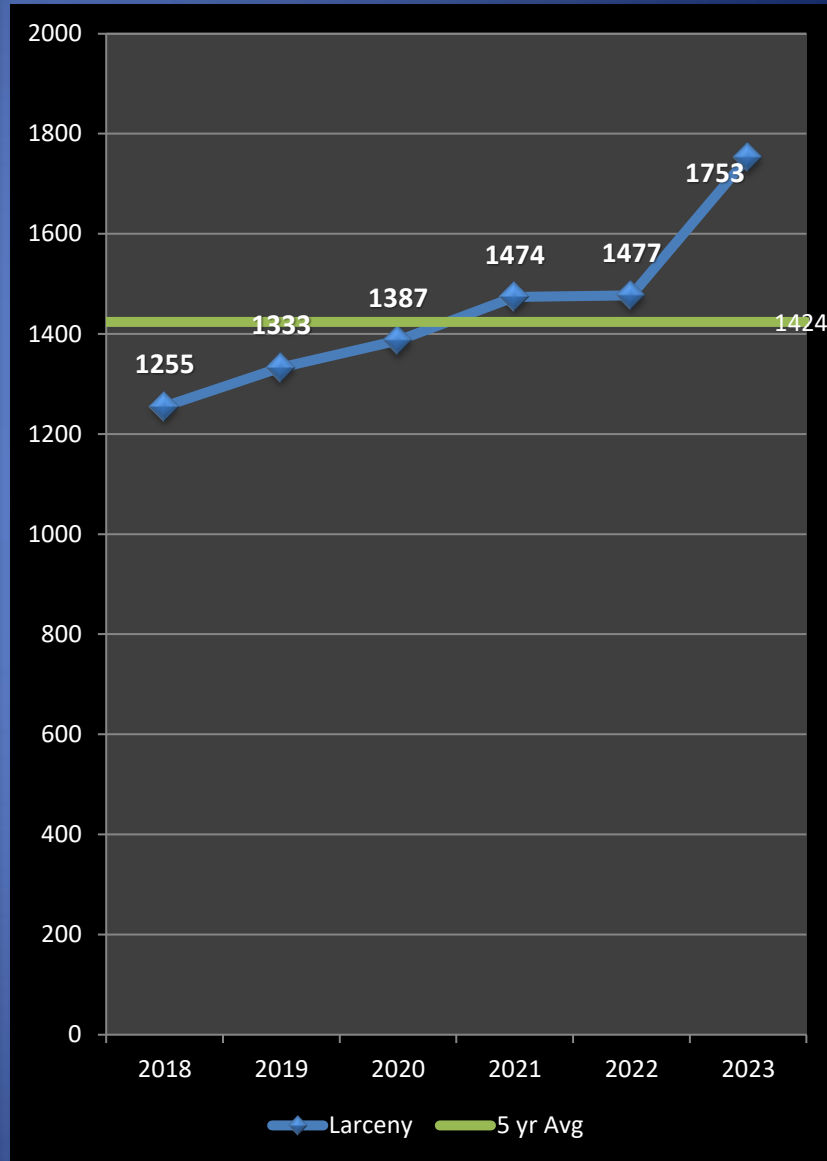
Previous Year

+19%

5-Year Average

+23%

- Preliminary stats indicate that overall larceny through October 2<sup>nd</sup>, 2023, is registering at 1,753 incidents, 19% above the same time frame in 2022. The total of 1,753 larcenies reported year-to-date in 2023 is also 23% above the 5-year average of 1,424 incidents.
- The larceny from motor vehicles total through 10/2 in 2023 is 264 incidents, 18% below the same time frame in 2022. The 264 thefts reported are also 20 less than the number forecasted for 2023. The decrease in 2023 compared to last year can be attributed to a drop in catalytic converter thefts in 2023—in 2022, 102 were reported through 10/2/22, while only 21 have been reported so far this year.
- Through October 2, 2023, there were 77 larcenies from the person reported in Cambridge, down 14 incidents (-15%) compared to the same time period in 2022. The 2023 total is 13% (12 incidents) below the five-year average of 89. Central Square has seen the most activity so far this year with 35 incidents.
- There were 158 larcenies from buildings reported through October 2<sup>nd</sup>, 2023. This total is similar to last year with six fewer thefts reported in 2023 and is 21 additional incidents (15%) above the 5-year average. The increase seen over the last two years can be at least partially attributed to the continued trend of thefts from lockers at local gyms in Porter and Central Squares.
- Larcenies from residences are up 29 incidents (11%) in 2023 when compared with 2022. Package thefts have made up the majority of this crime type in recent years and registered even higher than average in 2020-2022, likely due to the increased volume of deliveries during the pandemic. Package thefts have accounted for 187 (or 64%) of the 290 larcenies from residences thus far in 2023.
- There were 441 larcenies of bicycles reported through October 2<sup>nd</sup> of 2023. This total is 109 incidents (+33%) above last year's total and 46 incidents (+12%) above the five-year average of 395. The warmer and less snowy weather this winter when compared to 2022 may partly be a cause for the increase so far in 2023, as overall ridership may have remained higher this year.







# LARCENY From MV

*No Patterns*

- The larceny from motor vehicle total for the first nine months of 2023 is 264 incidents, which is 18% below the total for the same time period in 2022. The total of 264 thefts from cars reported thus far in 2023 is also 20 incidents (-7%) below the number forecasted through the first 39 weeks of 2023.
- The neighborhoods with the highest larceny from motor vehicle totals so far in 2023 are: North Cambridge (51), Peabody (36), Cambridgeport (36), and Riverside (30).
- Comparing the last four weeks (September) to the previous four (August), there was a 73% decrease in larcenies from motor vehicles, with 30 fewer crimes reported.
- There have been multiple larcenies from motor vehicles this year where suspects have also tampered with the ignition in an unsuccessful attempt to steal the vehicle. This can be attributed to a recent TikTok trend targeting Kia and Hyundai vehicles.
- Catalytic converter thefts became a problem in Cambridge in January of 2021. Surges continued sporadically throughout 2021 and 2022, with at least 128 reported in 2022 alone. This activity has not been as prolific in 2023, with only 21 incidents reported so far this year compared to the 102 thefts reported during the same time frame in 2022. In fact, not a single catalytic converter theft has been reported stolen in Cambridge since April. However, it remains to be seen whether this crime type will re-emerge as the year progresses.
  - The majority of the catalytic converter thefts in Cambridge have involved 2004-2009 Toyota Priuses.
  - Thus far in 2023, the majority of the catalytic converter theft activity was reported overnight in the upper half of Cambridge, north and west of Harvard Square.

## Percent Change

Last 4 Weeks

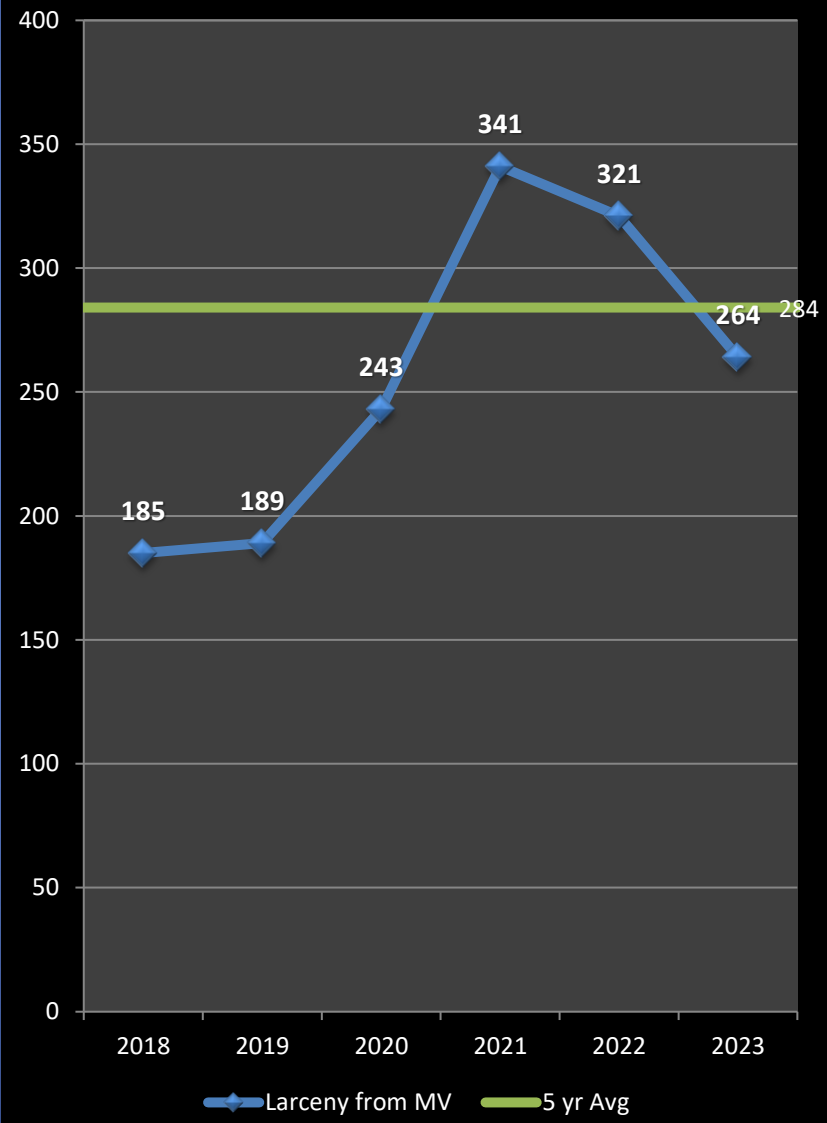
**-73%**

Previous Year

**-18%**

5-Year Average

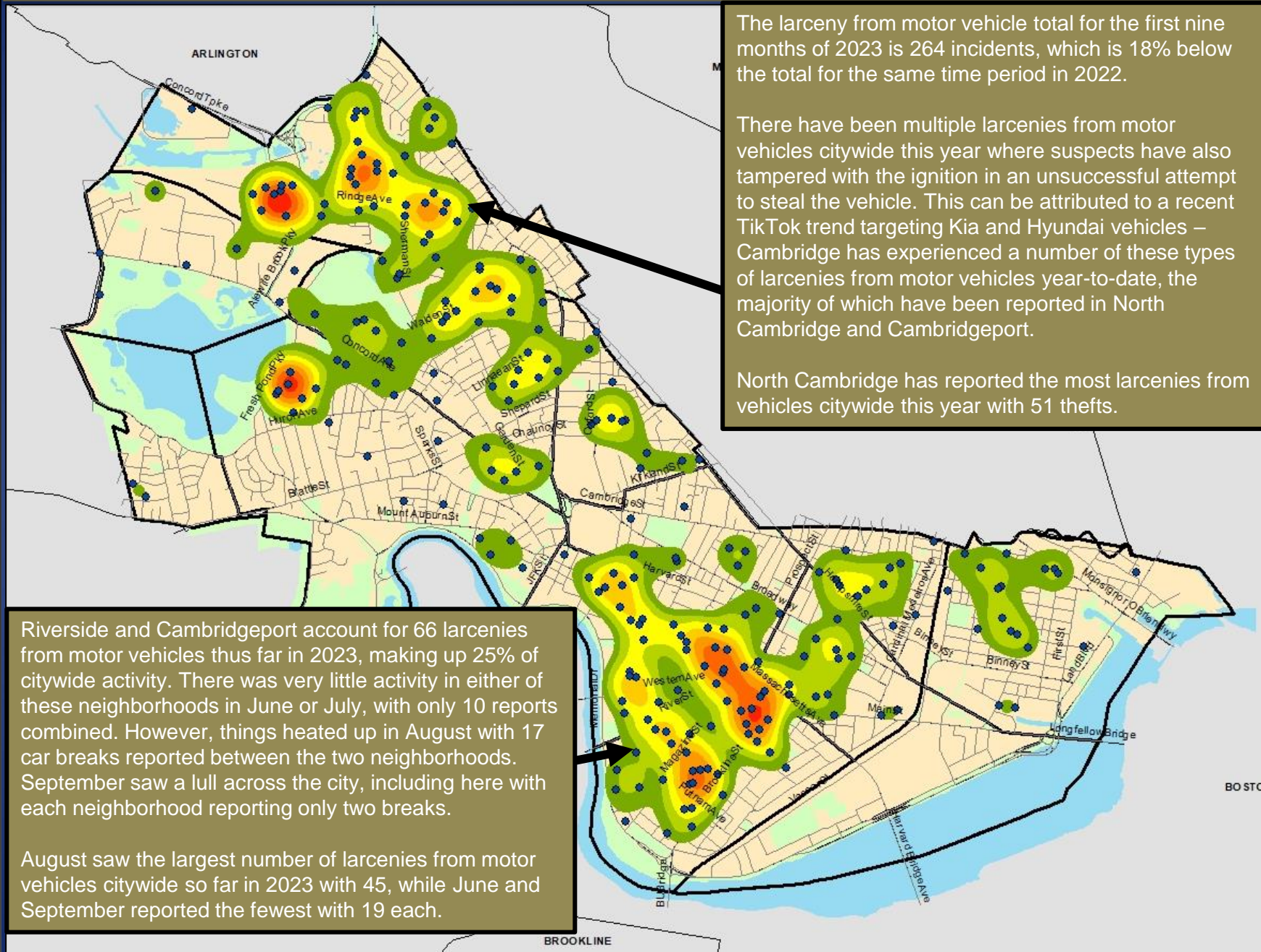
**-7%**





# Geographic Breakdown of Larceny from Motor Vehicles: 1.1.23 – 10.2.23

Cambridge Police BridgeStat



The larceny from motor vehicle total for the first nine months of 2023 is 264 incidents, which is 18% below the total for the same time period in 2022.

There have been multiple larcenies from motor vehicles citywide this year where suspects have also tampered with the ignition in an unsuccessful attempt to steal the vehicle. This can be attributed to a recent TikTok trend targeting Kia and Hyundai vehicles – Cambridge has experienced a number of these types of larcenies from motor vehicles year-to-date, the majority of which have been reported in North Cambridge and Cambridgeport.

North Cambridge has reported the most larcenies from vehicles citywide this year with 51 thefts.

Riverside and Cambridgeport account for 66 larcenies from motor vehicles thus far in 2023, making up 25% of citywide activity. There was very little activity in either of these neighborhoods in June or July, with only 10 reports combined. However, things heated up in August with 17 car breaks reported between the two neighborhoods. September saw a lull across the city, including here with each neighborhood reporting only two breaks.

August saw the largest number of larcenies from motor vehicles citywide so far in 2023 with 45, while June and September reported the fewest with 19 each.

September 2023

BROOKLINE

BOSTON



# LARCENY from Person

No Patterns

- Larcenies from the person during the first three quarters of 2023 decreased 14 incidents (-15%) below the same time period in 2022 and dropped by 12 incidents (-13%) when comparing 2023 to the five-year average of 89. Seven thefts were reported in the past four weeks (September), down two from the previous four weeks (August).
- Thirty-five of the 77 incidents year-to-date in 2023 took place in Central Square. The other incidents took place throughout the city, with Harvard Square registering the next largest amount with 21 thefts, followed by six in the East Cambridge/ CambridgeSide area, four in the Porter Square area, three each in the Cambridgeport/ Riverside area and the Alewife/West Cambridge area, two each in the Kendall Square/MIT area and Inman Square, and one in the Bay Square area. This crime type still has not fully returned to pre-COVID levels; in 2018 and 2019, numbers were registering in the low 100s through August.
- In recent years, higher numbers in Central Square have mainly been due to grab-and-run situations and/or incidents that involved individuals who are unhoused whose property may have been stolen while they were asleep or otherwise distracted. Twenty-one of the 35 thefts in Central Square thus far in 2023 have fallen into these categories.

## Percent Change

Last 4 Weeks

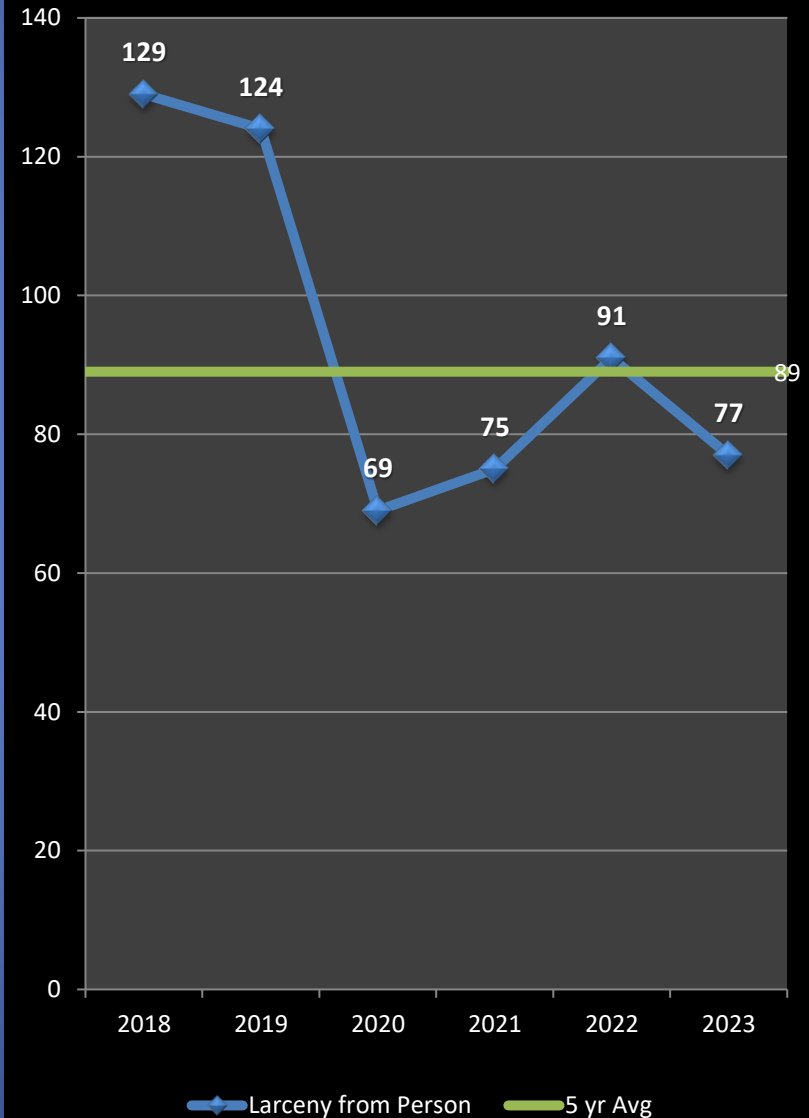
-22%

Previous Year

-15%

5-Year Average

-13%







# LARCENY of Bicycle

No Patterns

## Percent Change

Last 4 Weeks

Previous Year

5-Year Average

+42%

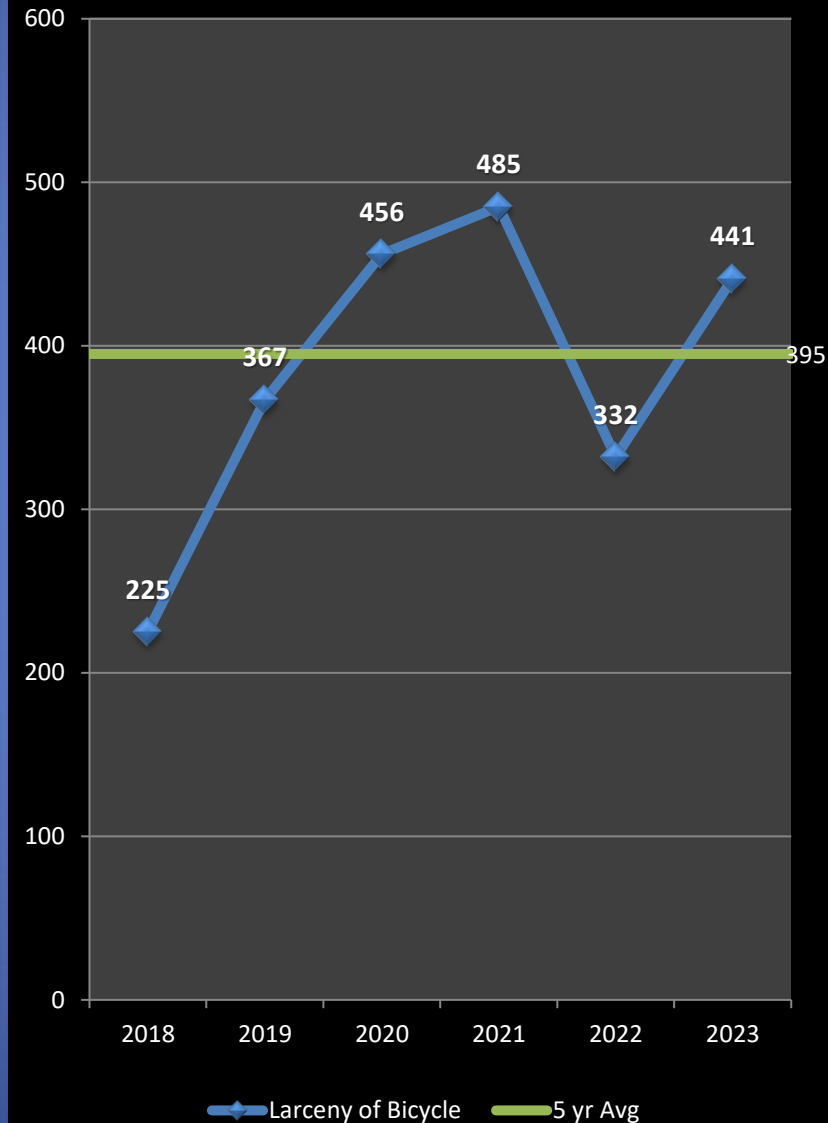
+33%

+12%

- Likely due at least in part to the warmer weather and limited snow this year, 2023 started off with an increase in bike thefts when compared to 2022, and this has continued through September. There were 441 thefts reported citywide through October 2<sup>nd</sup>, 2023, compared to 332 through the same time in 2022, equaling a 33% increase this year. Additionally, the 2023 total is 12% (46 incidents) above the five-year average of 395.
- May saw the highest number of reported bike thefts so far this year with 75, followed by September with 67.
- Only 139 bike thefts or 32% of all citywide thefts have occurred North of Harvard Square.
- Of the 441 bike thefts reported so far in 2023, 310 (70%) were reportedly locked at the time of the theft.

### Top Neighborhoods for Bike Theft in 2023:

Neighborhood	YTD Total	% Citywide
Cambridgeport	79	18%
North Cambridge	64	15%
Mid-Cambridge	57	13%
East Cambridge	45	10%
Riverside / The Port	42 each	10% each



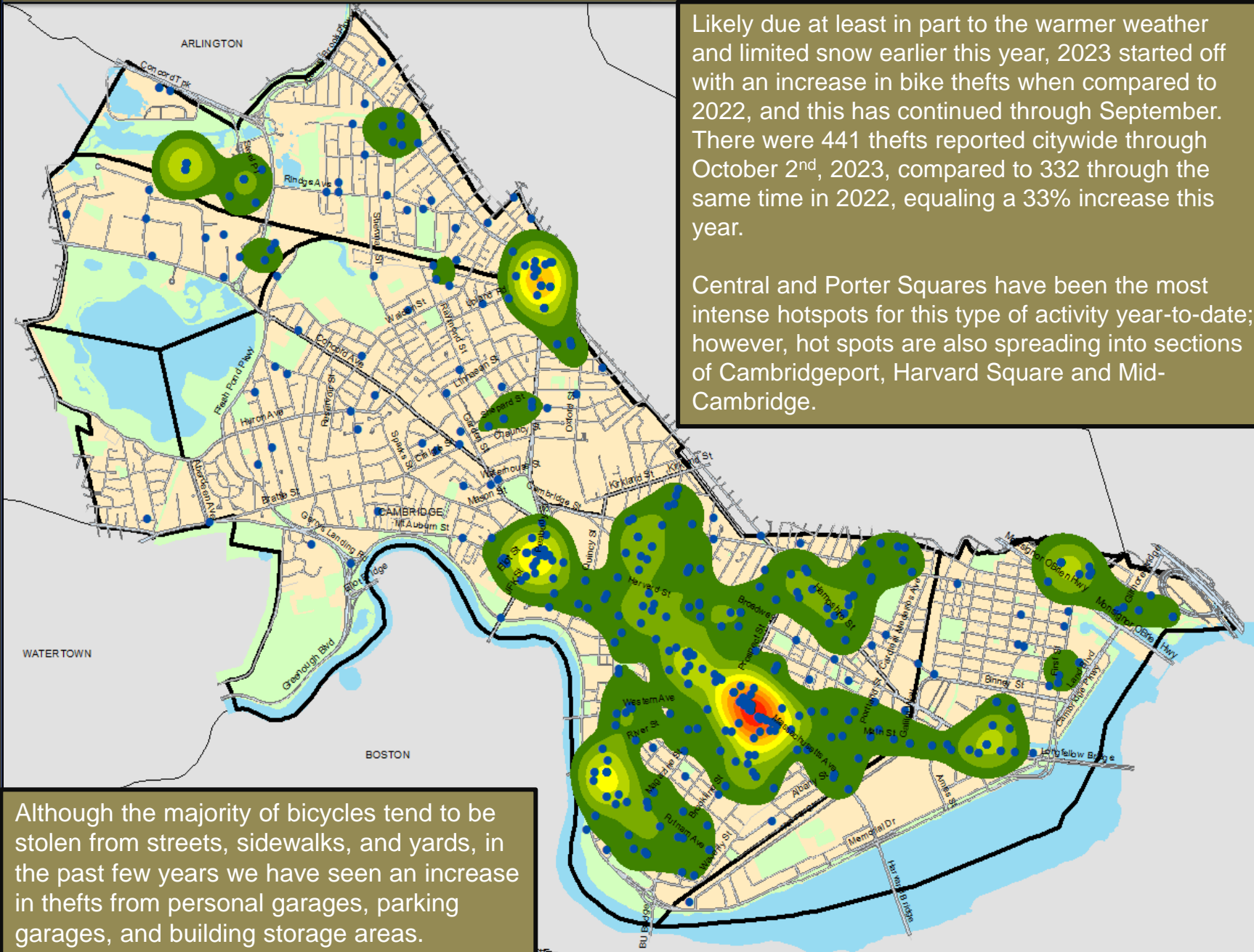




# Geographic Breakdown of Larceny of Bicycles: 1.1.23 – 10.2.23

Cambridge Police BridgeStat

September 2023



Likely due at least in part to the warmer weather and limited snow earlier this year, 2023 started off with an increase in bike thefts when compared to 2022, and this has continued through September. There were 441 thefts reported citywide through October 2<sup>nd</sup>, 2023, compared to 332 through the same time in 2022, equaling a 33% increase this year.

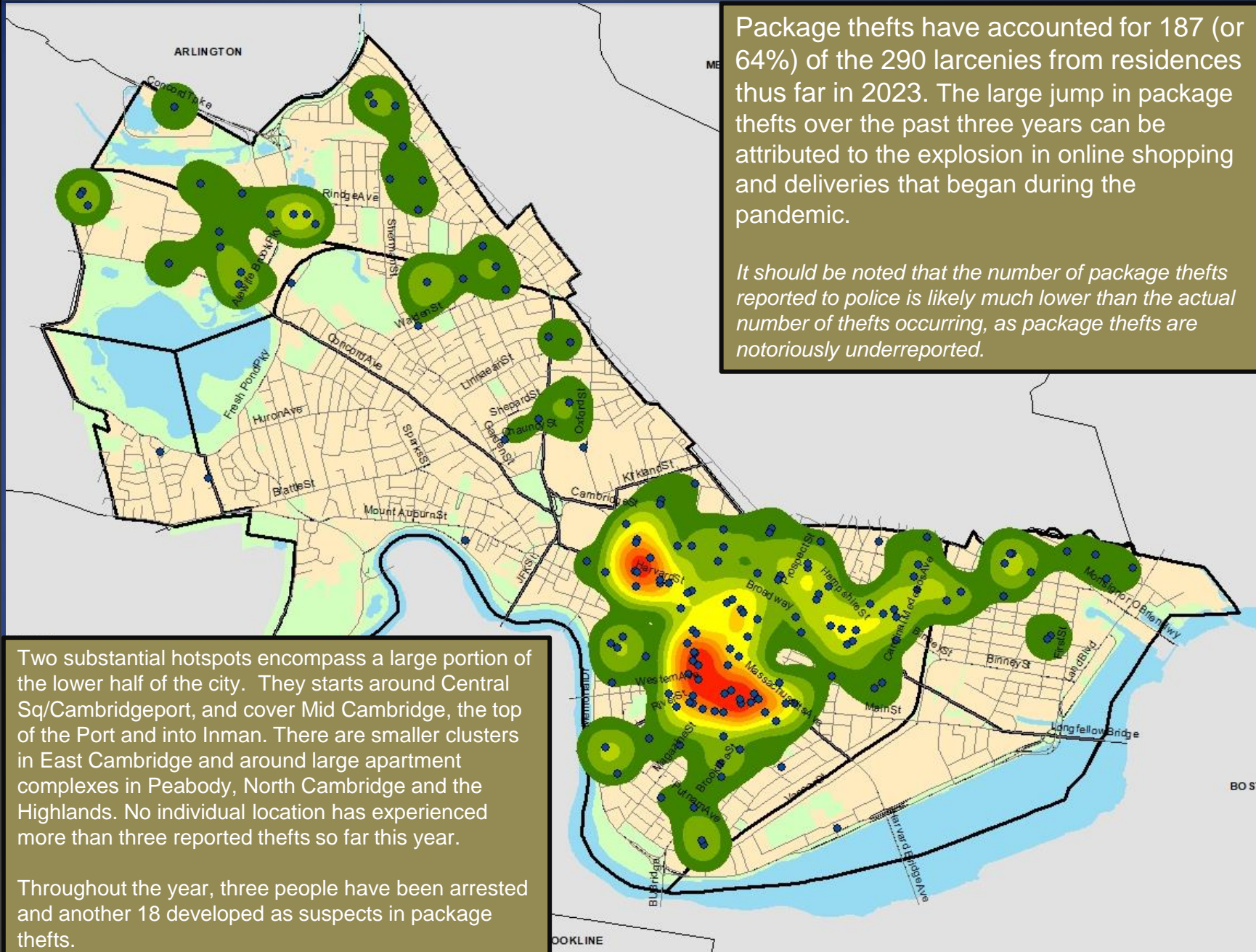
Central and Porter Squares have been the most intense hotspots for this type of activity year-to-date; however, hot spots are also spreading into sections of Cambridgeport, Harvard Square and Mid-Cambridge.

Although the majority of bicycles tend to be stolen from streets, sidewalks, and yards, in the past few years we have seen an increase in thefts from personal garages, parking garages, and building storage areas.



# Geographic Breakdown of Package Thefts: 1.1.23 – 10.2.23

Cambridge Police BridgeStat



Package thefts have accounted for 187 (or 64%) of the 290 larcenies from residences thus far in 2023. The large jump in package thefts over the past three years can be attributed to the explosion in online shopping and deliveries that began during the pandemic.

*It should be noted that the number of package thefts reported to police is likely much lower than the actual number of thefts occurring, as package thefts are notoriously underreported.*

Two substantial hotspots encompass a large portion of the lower half of the city. They start around Central Sq/Cambridgeport, and cover Mid Cambridge, the top of the Port and into Inman. There are smaller clusters in East Cambridge and around large apartment complexes in Peabody, North Cambridge and the Highlands. No individual location has experienced more than three reported thefts so far this year.

Throughout the year, three people have been arrested and another 18 developed as suspects in package thefts.



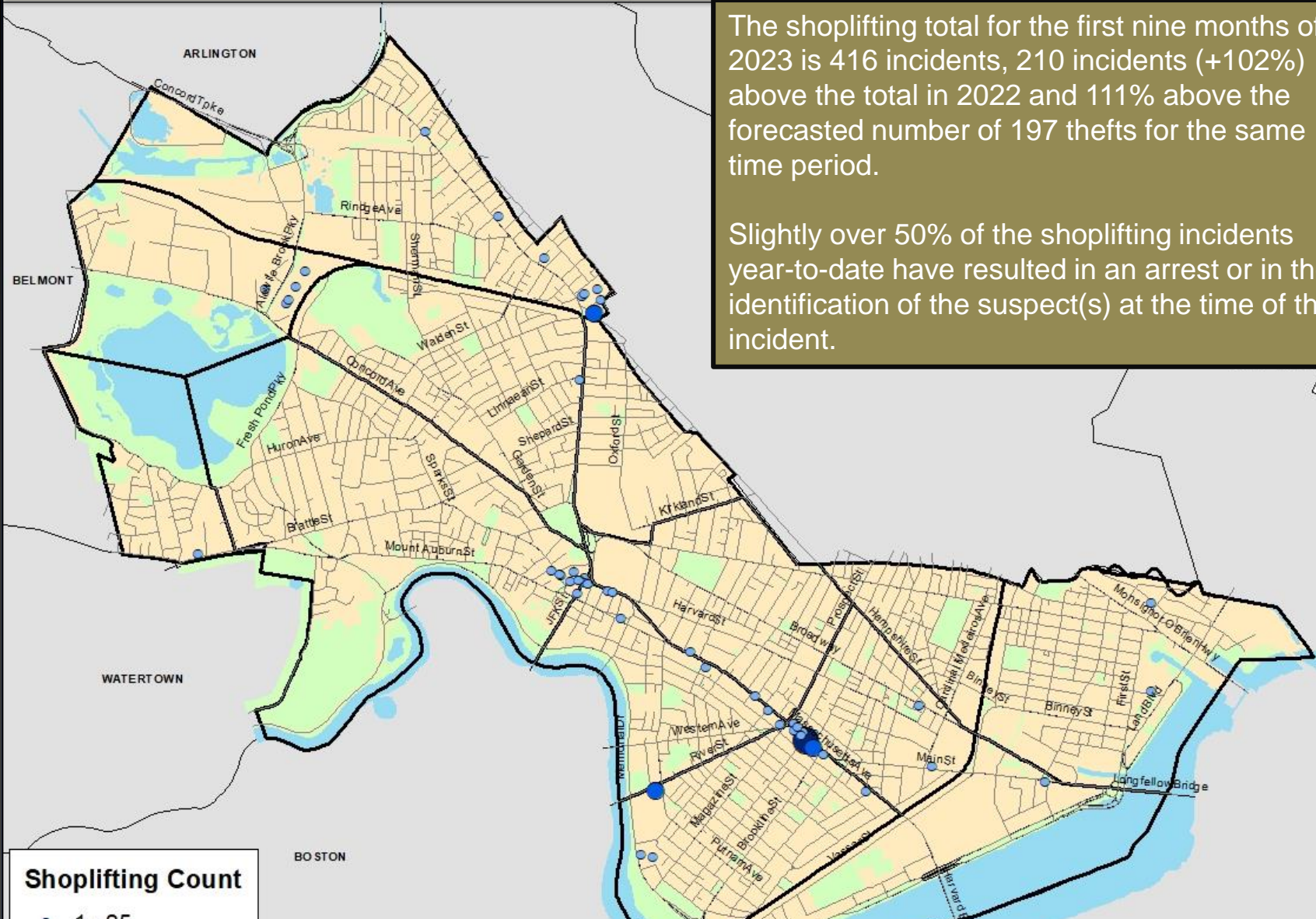


# Geographic Breakdown of Shoplifting: 1.1.23 – 10.2.23

Cambridge Police BridgeStat

The shoplifting total for the first nine months of 2023 is 416 incidents, 210 incidents (+102%) above the total in 2022 and 111% above the forecasted number of 197 thefts for the same time period.

Slightly over 50% of the shoplifting incidents year-to-date have resulted in an arrest or in the identification of the suspect(s) at the time of the incident.



**Shoplifting Count**

- 1 - 25
- 26 - 92
- 93 - 137

Target in Central Sq has reported the most shoplifting incidents so far this year with 137 thefts, followed by the Target in Porter Sq with 40 thefts and the Walgreens on River Street with 30.



# AUTO THEFT

*No Patterns*

- The five-year weighted average for auto thefts through October 2<sup>nd</sup> is 99, and with 110 reported so far in 2023, Cambridge has experienced an increase of 11% above the expected total. Meanwhile, auto thefts in 2023 are down 13% below last year's total of 127 through October 2<sup>nd</sup>.
- When comparing the most recent four weeks (September) to the previous four weeks (August), auto thefts decreased by 44%, with 4 fewer incidents reported in September than in August.
- The neighborhood breakdown for auto theft totals so far in 2023 is as follows: North Cambridge – 17; East Cambridge – 13; Cambridgeport – 13; Inman/Harrington – 12; Riverside – 11; the Port – 10; the Highlands – 9; West Cambridge – 8; Mid-Cambridge – 6; Agassiz – 5; Peabody – 4; Strawberry Hill – 2; and Baldwin – 0.
- There have been multiple thefts reported so far in 2023 where the operator left the vehicle unlocked and running in order to warm up the vehicle, deliver a package, or grab food. When the victim returned, the vehicle was gone.
- Three of the seven thefts reported since September 1<sup>st</sup> involved that of a two-wheeled vehicle (mopeds and scooters).
- There was an emerging trend in Cambridge and regionally at the beginning of the year, of Kia and Hyundai thefts due to a recent TikTok trend targeting these vehicles. There have been at least ten of these thefts in Cambridge so far in 2023, as well as multiple breaks into these model cars.
- 44 of the 110 vehicles reported stolen so far in 2023 have been recovered to date.

## Percent Change

Last 4 Weeks

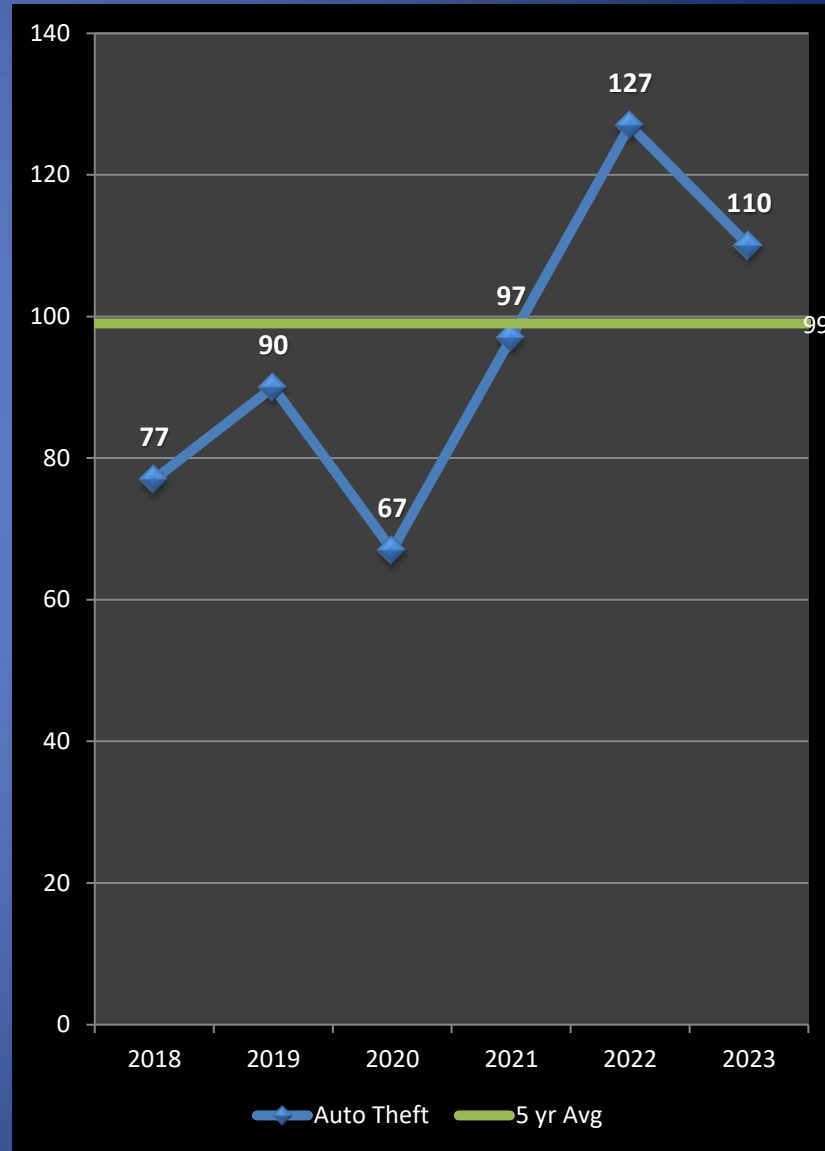
**-44%**

Previous Year

**-13%**

5-Year Average

**+11%**

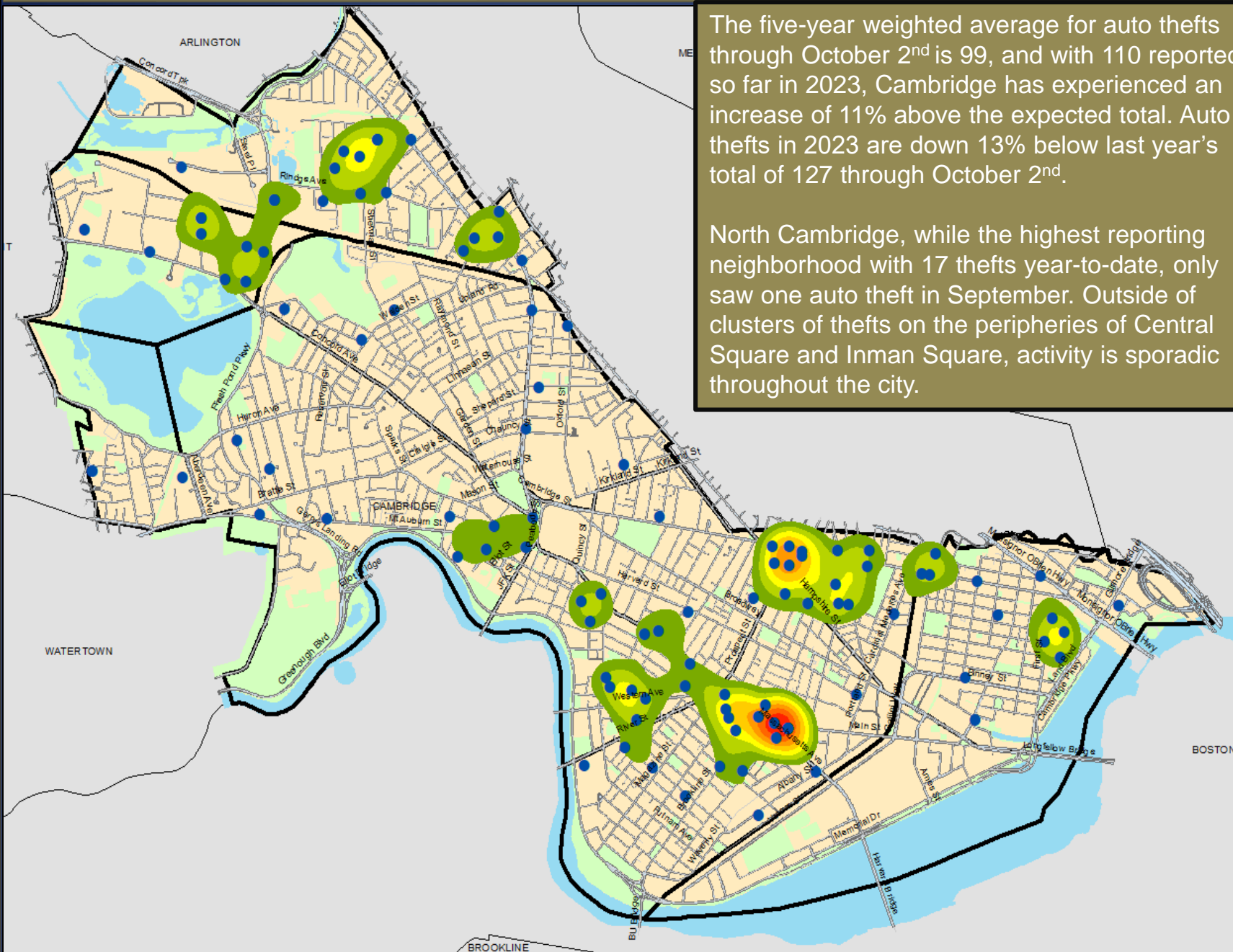






# Geographic Breakdown of Auto Theft: 1.1.23 – 10.2.23

Cambridge Police BridgeStat



The five-year weighted average for auto thefts through October 2<sup>nd</sup> is 99, and with 110 reported so far in 2023, Cambridge has experienced an increase of 11% above the expected total. Auto thefts in 2023 are down 13% below last year's total of 127 through October 2<sup>nd</sup>.

North Cambridge, while the highest reporting neighborhood with 17 thefts year-to-date, only saw one auto theft in September. Outside of clusters of thefts on the peripheries of Central Square and Inman Square, activity is sporadic throughout the city.



# Help Prevent Crime

*And keep yourself informed!*

## To receive information from the CPD:

- Sign up with for the **Cambridge Alert Network**, to receive alerts about emerging crime patterns, neighborhood meetings, and crime prevention tips, by visiting [www.CambridgeMa.gov/AlertNetwork](http://www.CambridgeMa.gov/AlertNetwork).
- “Like” the Cambridge Police Department on Facebook at [www.facebook.com/CambridgePolice](http://www.facebook.com/CambridgePolice)
- Follow [@CambridgePolice](https://twitter.com/CambridgePolice) on Twitter.
- Visit our website at [www.CambridgePolice.org](http://www.CambridgePolice.org) for valuable information and reports including the Daily Log and BridgeStat, which is published on the first Friday of every month.
- Download our “MyPD” smartphone app at [www.CambridgePolice.org/MyPD](http://www.CambridgePolice.org/MyPD).

## To Share Information with the CPD:

- Call our Non-Emergency Telephone Number at **617-349-3300**.
  - Every call for service generates a police response, so help drive our resources by reporting things that seem suspicious or out of the ordinary.
- Send an Anonymous TEXT-A-TIP:
  - Send an ANONYMOUS text message to **Tip411 (847411)**. Begin your message with Tip650 and then type your message. You will receive a response from the Cambridge Police with the option to continue communicating. Please remember that this is not a replacement for 9-1-1. **If you witness an emergency situation, please call 9-1-1 immediately.**
- Send an Anonymous Crime Tip E-Mail at [www.CambridgePolice.org/Tips](http://www.CambridgePolice.org/Tips)