



Cambridge Police Department BridgeStat

September 2025

Produced by the Crime Analysis Unit



Part I Total Crime

An analysis of the serious crime statistics for the first three quarters of 2025 points to a moderate increase of 5% in the Part One index total for Cambridge when compared with 2024. During the first nine months of the year, there were 2,682 serious crimes reported in the City. For the same time period in 2024, the combined total for Murder, Rape, Robbery, Aggravated Assault, Burglary, Larceny & Auto theft was 2,543 incidents. When measured against the five-year average, an 18% rise in the crime index has been registered.

Further analysis of the crime totals through September 29th of 2025 indicates that violent crimes recorded a 13% increase when compared with last year. There was one homicide, 28 rapes, 80 robberies, and 256 aggravated assaults recorded from the beginning of the year through September 29, 2025.

The numbers indicate that property crimes rose 4% during the first nine months of 2025 with an additional 97 crimes reported over the 2024 total. The 25% increase in shoplifting and the 17% increase in larceny from the residence are the key trend indicators that have driven the upward curve in the property crime index this year.

When analyzing the serious crime totals of September 2025 versus the previous month of August 2025, there was a decrease of 12% in the number of index incidents, with 40 fewer crimes reported in September.

	4 Week Snapshot			Year to Date			Five Year	
	8/5/25 - 9/1/25	9/2/25 - 9/29/25	Change	2024	2025	Change	Avg	Change
Total Violent Crime	47	40	-15%	323	365	13%	312	17%
Total Property Crime	290	257	-11%	2220	2317	4%	1964	18%
Total Part I Crime	337	297	-12%	2543	2682	5%	2276	18%



Part I Property Crime

Analysis of property crime totals for the first three quarters of 2025 reveals a 4% increase when measured against the 2024 total for the same time frame and an 18% rise above the five-year average of 1,964.

A few of the property crime categories recorded decreases when measured against the first nine months of 2024, including a 29% decrease in housebreaks and a 15% drop in bicycle thefts. However, those that saw increases were key to the 4% rise in the property crime total thus far into 2025. Most notably, a 25% jump in shopliftings (up 179 incidents), a 17% increase in larcenies from residences (up 53 incidents), and a 32% rise in commercial breaks (up 16 incidents) are driving the overall upswing.

	4 Week Snapshot				Year to Date			Five Year	
	8/5/25 - 9/1/25	9/2/25 - 9/29/25	Change		2024	2025	Change	Avg	Change
Burglary	18	23	28%		191	166	-13%	179	-7%
Commercial Break	4	7	75%		50	66	32%	50	32%
Housebreak	14	16	14%		141	100	-29%	129	-22%
Larceny	258	230	-11%		1942	2083	7%	1686	24%
Larceny (Misc)	11	11	0%		75	67	-11%	61	10%
Larceny from Building	14	18	29%		155	138	-11%	145	-5%
Larceny from MV	22	25	14%		204	226	11%	263	-14%
Larceny from Person	6	2	-67%		69	56	-19%	75	-25%
Larceny from Residence	47	39	-17%		306	359	17%	285	26%
Larceny of Bicycle	43	61	42%		379	322	-15%	400	-20%
Larceny of Plate	0	0	IN-CALC		17	10	-41%	22	-55%
Larceny of Services	0	1	IN-CALC		16	5	-69%	13	-62%
Shoplifting	115	73	-37%		721	900	25%	421	114%
Auto Theft	14	4	-71%		87	68	-22%	99	-31%
Total Property Crime	290	257	-11%		2220	2317	4%	1964	18%



Part I Violent Crime

From January 1st to September 29th of 2025, there were 365 violent crimes recorded in Cambridge, 42 incidents (+13%) above last year's total of 323 incidents and 53 incidents (+17%) above the 312 crimes forecasted for the first nine months of the year.

There were 28 rapes reported in Cambridge in the first nine months of 2025, which is down one below the number reported during this time frame in 2024.

The trend observed during the past few years of a high percentage of aggravated assaults and street robberies occurring in Central Square has continued into 2025. One-hundred-and-five of the 256 aggravated assaults year-to-date (or 41%) have been reported in Central Square, as well as 39 of the 59 street robberies (or 66%).

On January 13, 2025, shortly before 11:30pm, the first homicide in the City in over a year was reported in North Cambridge. One victim, 21-year-old Angel Nieves of Springfield and formerly of Cambridge, was located with multiple gunshot wounds outside of a residence on Clifton Street. He was transported to a local hospital where he was later pronounced deceased. This incident remains under active investigation.

	<u>4 Week Snapshot</u>			<u>Year to Date</u>			<u>Five Year</u>	
	8/5/25 - 9/1/25	9/2/25 - 9/29/25	Change	2024	2025	Change	Avg	Change
Homicide	0	0	IN-CALC	0	1	IN-CALC	0	IN-CALC
Rape	3	2	-33%	29	28	-3%	30	-7%
Robbery	20	12	-40%	77	80	4%	81	-1%
Commercial Robbery	5	4	-20%	15	21	40%	18	17%
Street Robbery	15	8	-47%	62	59	-5%	63	-6%
Aggravated Assault	24	26	8%	217	256	18%	201	27%
Total Violent Crime	47	40	-15%	323	365	13%	312	17%



MURDER

No Patterns

- On January 13, 2025, shortly before 11:30pm, the first homicide in the City in over a year was reported in North Cambridge. One victim, 21-year-old Angel Nieves of Springfield and formerly of Cambridge, was located with multiple gunshot wounds outside of a residence on Clifton Street. He was transported to a local hospital where he was later pronounced deceased. This incident remains under active investigation.
- There were no murders recorded in Cambridge in 2024. This has happened only four other times in the past 20 years—in 2004, 2007, 2010, and 2022.
- In the last reported homicide in Cambridge prior to the January 2025 incident, officers responded to the area of 10 Magazine Street in Central Square shortly after midnight on November 23, 2023. Two individuals with gunshot wounds were located and transported to a Boston hospital. One victim, 27-year-old Danasia Greene of Cambridge, was pronounced deceased at the hospital. The second victim, a 26-year-old male from Boston, was treated for non-life-threatening injuries. It remains under investigation.
- On March 27, 2021, there was a fatal shooting that occurred at approximately 12:40 a.m. on Pemberton Street. The victim was reportedly located unconscious outside his vehicle by a passerby who called 911. The victim was transported to Mount Auburn Hospital where he later died. The victim has been identified as Xavier Louis-Jacques, 19, of Cambridge. The investigation is ongoing.

Percent Change*

Last 4 Weeks

Previous Year

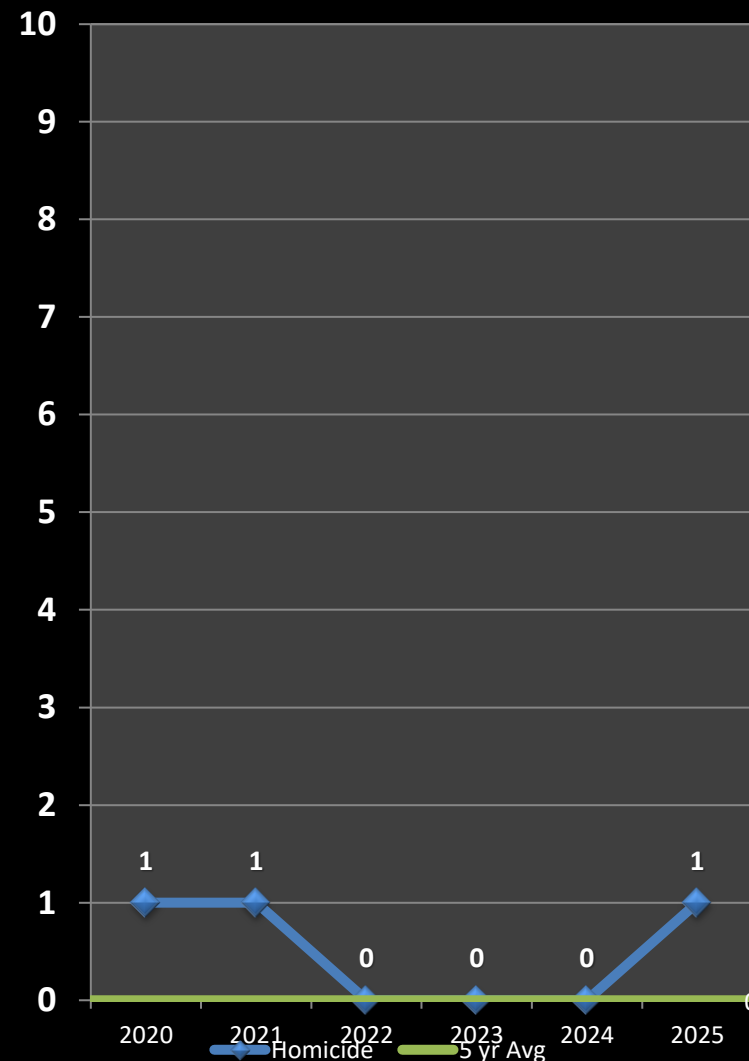
5-Year Average

In-cal

In-cal

In-cal

*IN -CALC: Percentages are not calculated for numbers so small as to present a statistically misleading percentage.





RAPE

No Patterns

- There have been 28 rapes reported in Cambridge through September 29th of 2025. This is one less than the 29 rapes reported during the first nine months of 2024 and two below the five-year weighted average of 30.
- The rapes reported so far in 2025 have been categorized as ten acquaintance rapes, six domestic assaults, five contact incidents, and seven blitz assaults.
- The total number of reported rapes tends to fluctuate from year to year, but the number of stranger-to-stranger rapes reported each year in Cambridge—typically between one and ten—remains extremely low.

Percent Change*

Last 4 Weeks

-33%

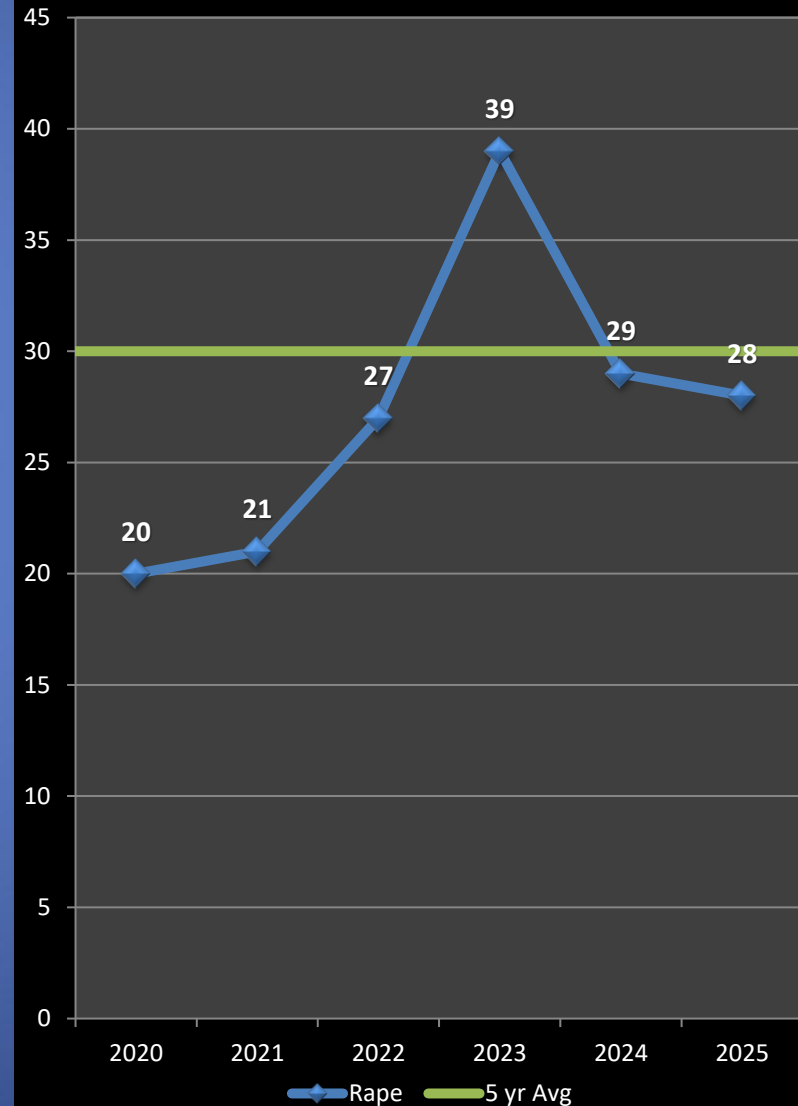
Previous Year

-3%

5-Year Average

-7%

*IN -CAL: Percentages are not calculated for numbers so small as to present a statistically misleading percentage.





AGGRAVATED ASSAULT

No Patterns

- The total of 256 aggravated assaults reported through September 29, 2025, is 39 crimes (18%) more than 2024 when compared to the same time frame. The total thus far is also 27% above the five-year average of 201.
- The 256 aggravated assaults reported thus far in 2025 have been comprised of the following classifications: 71 unprovoked scenarios; 48 domestic altercations; 26 assaults between acquaintances; 21 assaults on police officers; 16 traffic & parking assaults; 15 unhoused assaults; 14 shop owner/patron assaults; 11 juvenile assaults; 10 affrays/brawls; nine psychotic episodes; seven landlord/neighbor incidents; four workplace assaults; and two each of drug deals and bar/alcohol-related attacks. The 18% increase in 2025 is due to rises in a majority of these categories when compared to the same time frame last year, particularly an increase in unprovoked assaults from 49 last year to 71 this year, assaults on police, which rose from eight last year to 21 this year, and assaults between shop owners and patrons, which jumped from nine last year to 14 this year.
- The trend observed during the past couple years of a high percentage of aggravated assaults occurring in Central Sq and on peripheral side streets appears to have continued into 2025. One-hundred-and-five of the 256 aggravated assaults year-to-date (or 41%) have been reported in Central Square.
- There have been five confirmed shots fired incidents in Cambridge through September 29, 2025. Three resulted in gunshot wounds (two non-fatal and one homicide) and two resulted in no injuries. (NOTE: Two shots fired incidents inside the Harvard Square MBTA Station on 4/20 and 9/3/25 occurred on MBTA Police jurisdiction and are not counted in our shooting numbers.) Through the same time period in 2024, there were eight shots fired incidents with no injuries and two shootings resulting in non-fatal injuries to three victims.

Percent Change

Last 4 Weeks

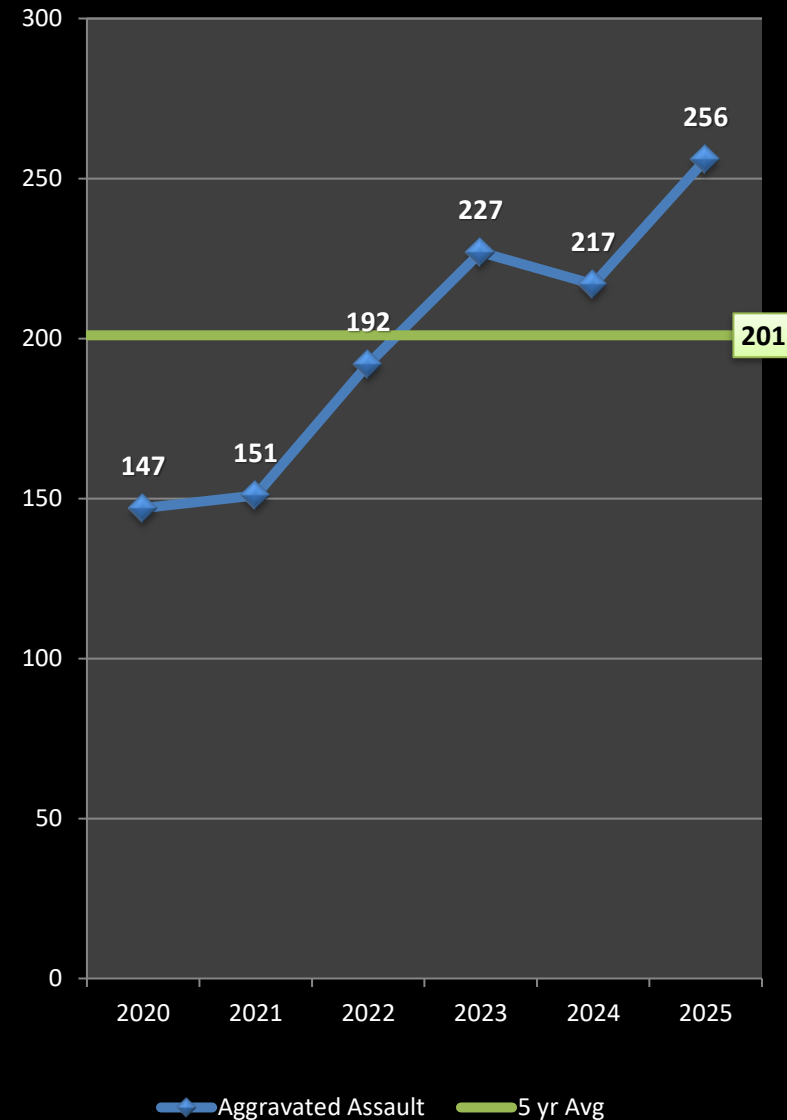
+8%

Previous Year

+18%

5-Year Average

+27%

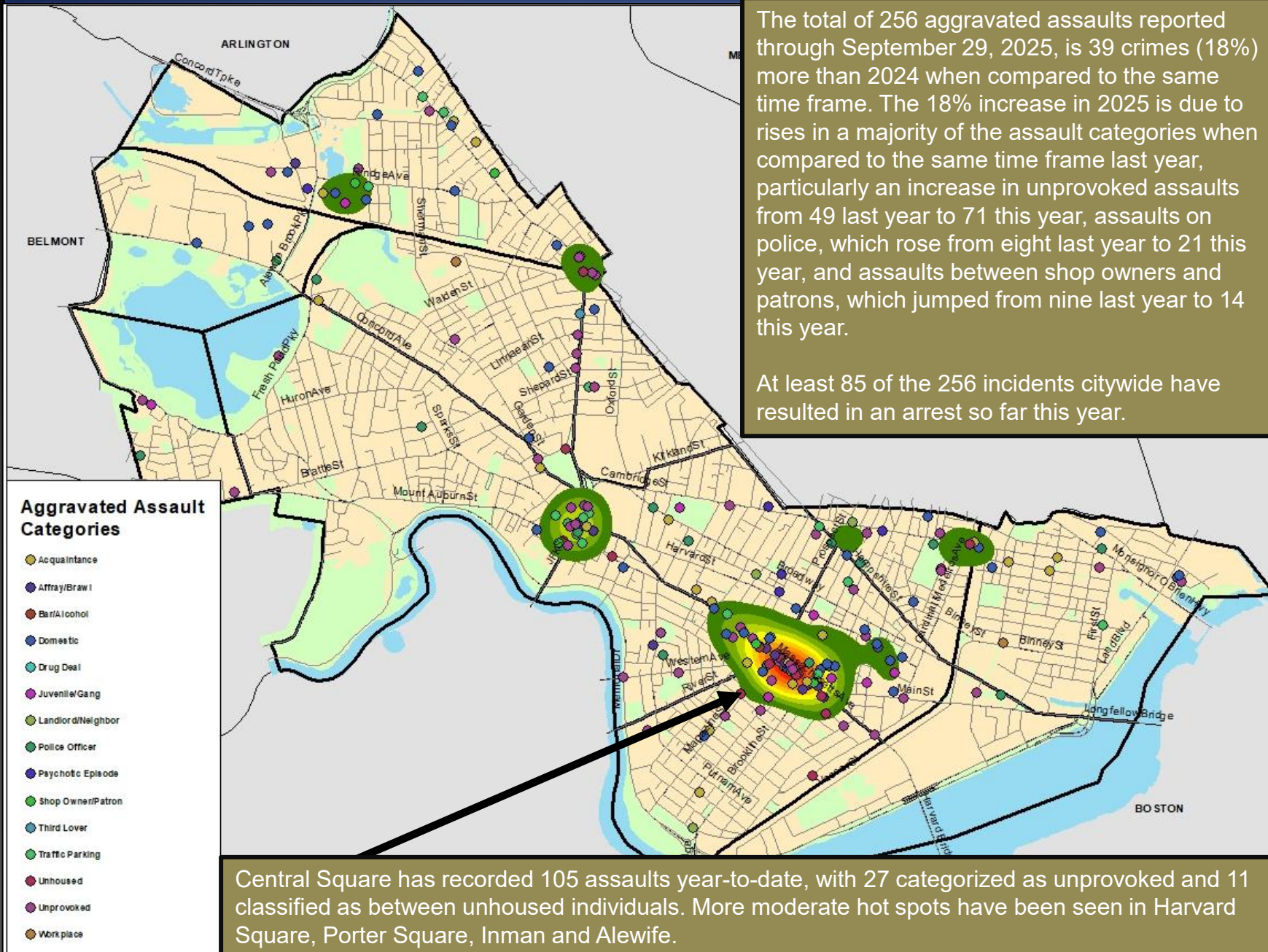




Geographic Breakdown of Aggravated Assaults: 1.1.25 – 9.29.25

Cambridge Police BridgeStat

September
2025





Shootings & Shots Fired in Cambridge: 1.1.25 – 9.29.25

Cambridge Police BridgeStat

Homicide on 1/13 at 11:30pm
0 block of Clifton St
No ShotSpotter alert. 21-year-old male fatally shot.

There have been five confirmed shots fired incidents in Cambridge through September 3, 2025. Three resulted in gunshot wounds (two non-fatal and one homicide) and two resulted in no injuries. Through the same time period in 2024, there were eight shots fired incidents with no injuries and two shootings resulting in non-fatal injuries to three victims.

NOTE: The two shots fired incidents inside the Harvard Square MBTA Station on 4/20 and 9/3/25 occurred on MBTA Police jurisdiction and are not counted in our shooting numbers above.

Shots Fired on 4/20 at 2:12pm;
Harvard MBTA Station
No ShotSpotter alert. Shell casings recovered. No injuries reported. **MBTA POLICE JURISDICTION.**

Shots Fired on 2/24 at 2:15pm
Bishop Allen Dr & School St
ShotSpotter alert. Shell casings recovered. No injuries reported. Three arrests made.

Shots Fired on 9/3 at 12:15am;
Harvard MBTA Station
No ShotSpotter alert. Shell casings and firearm recovered. Arrest made. No injuries reported. **MBTA POLICE JURISDICTION.**

Shooting on 1/3 at 2:05am
0 block of Magazine St
No ShotSpotter alert. 43-year-old male non-fatally shot.

Shots Fired on 7/4 at 11:15pm
Brookline St & Mass Ave
No ShotSpotter alert. Ballistic evidence recovered. No injuries. Arrest made.

Shooting on 3/27 at 7:05pm
Main St at Portland St
No ShotSpotter alert. 45-year-old male non-fatally shot.

Shooting Type

- Shooting w/ Victim(s)
- Shots Fired (no victims)

September
2025



Robbery

No Patterns

- The five-year average for overall robbery in Cambridge for the first three quarters of the year is 81 incidents. Through September 29 of 2025, 80 robberies were recorded, which translates to a 1% decrease below the projected total and a 4% increase above the 77 robberies counted for the same time in 2024.
- There have been 21 commercial robberies reported year-to-date in 2025. This total is up six incidents (40%) over the 15 robberies reported through Sept. 29 of 2024 and is three above the five-year average of 18. Seventeen of the 21 have involved shoplifting incidents at department stores and convenience stores across the city that escalated into robberies.
- There have been 59 street robberies reported year-to-date in 2025. This total is down three incidents (5%) from the 62 reported through this time in 2024 and down four (6%) from the five-year average of 63. There are no street robbery patterns at the present time.
- Thirty-nine of the 59 street robberies reported thus far in 2025 (or 66%) have taken place in or around Central Square. This is similar to a trend seen in this area that began in 2021 and continued throughout all of 2022 and much of 2023 and 2024. Multiple incidents in this area have involved unhoused individuals as victims and/or suspects.

Percent Change

Last 4 Weeks

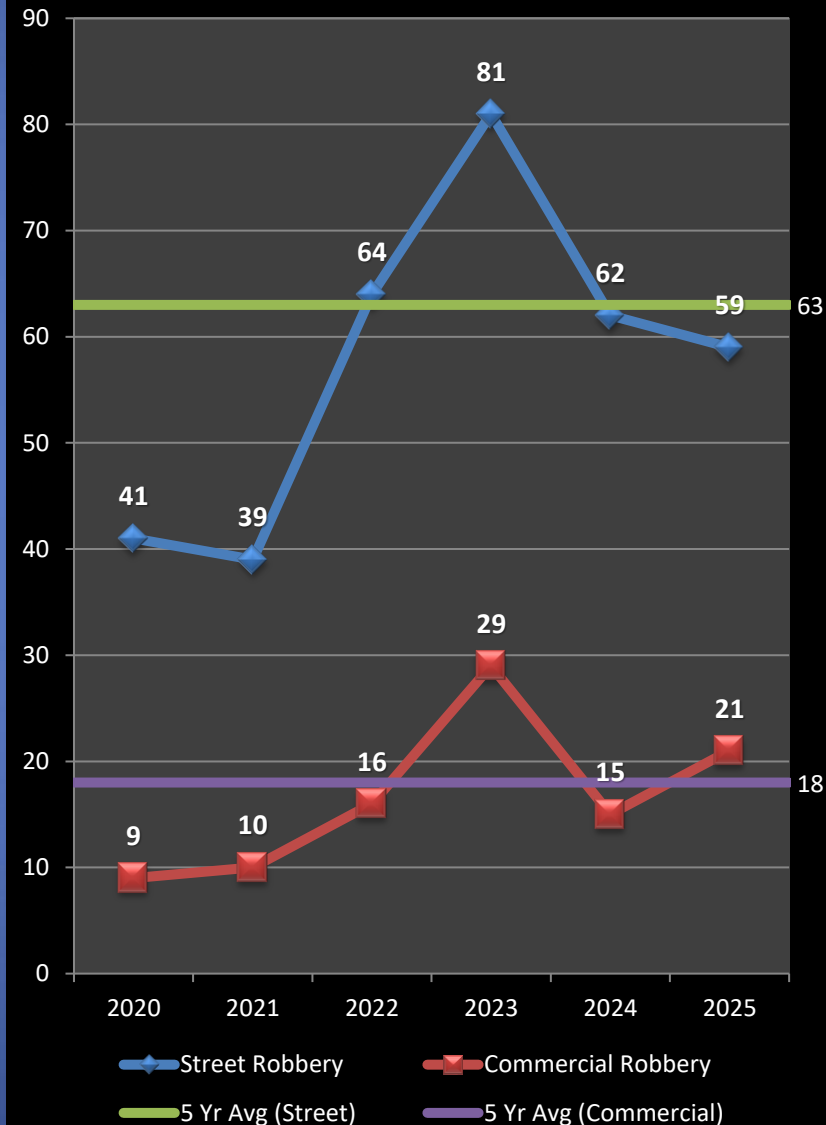
-40%

Previous Year

+4%

5-Year Average

-1%

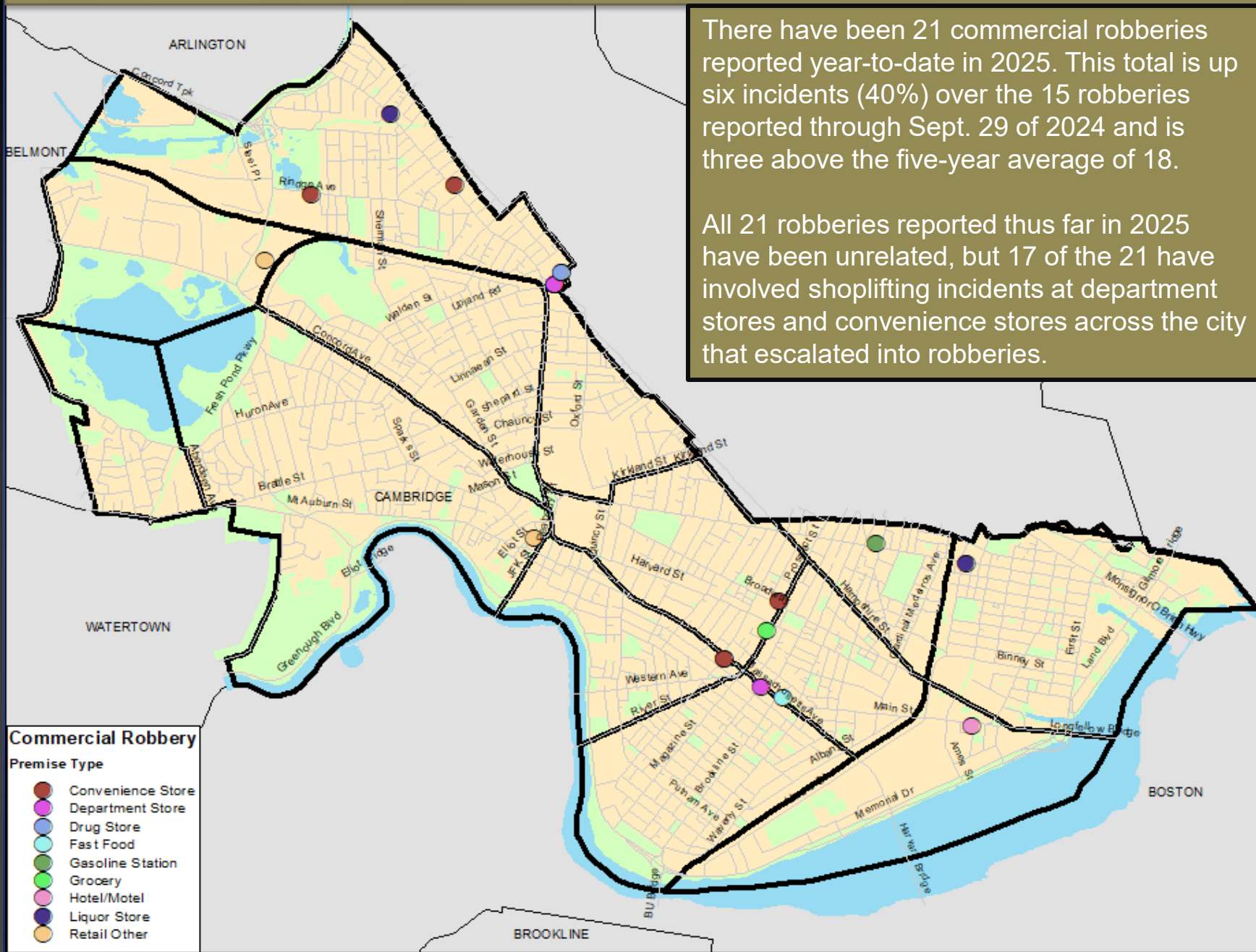




Geographic Breakdown of Commercial Robberies: 1.1.25 – 9.29.25

Cambridge Police BridgeStat

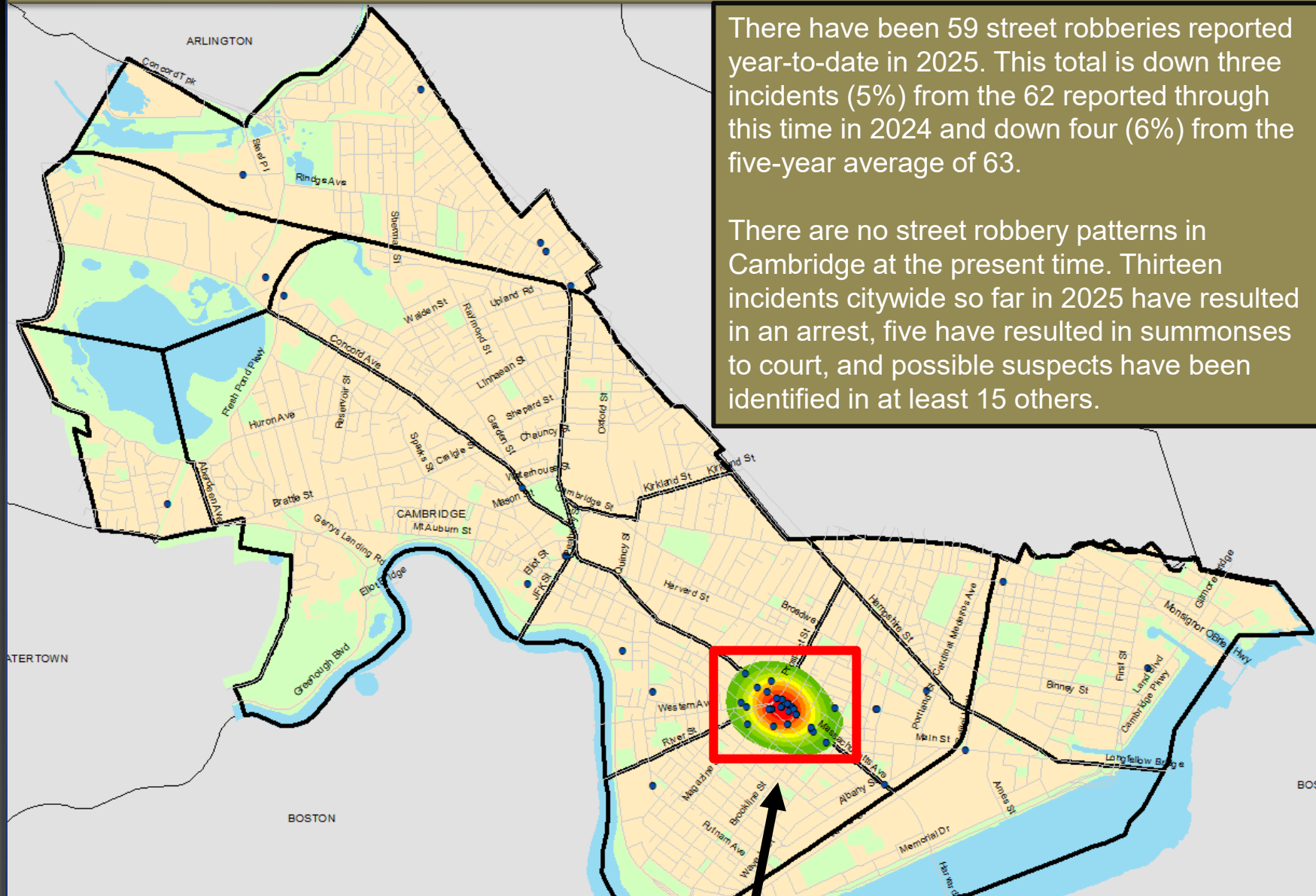
September 2025





Geographic Breakdown of Street Robberies: 1.1.25 – 9.29.25

Cambridge Police BridgeStat



Thirty-nine of the 59 street robberies reported thus far in 2025 (or 66%) have take place in or around Central Square. This is similar to a trend seen in this area that began in 2021 and continued throughout all of 2022 and much of 2023 and 2024. Multiple incidents in this area have involved unhoused individuals as victims and/or suspects.



Burglary

No Patterns

- The property index crime of burglary, the combination of residential and commercial breaks, recorded a decrease of 13% through September 29th of 2025 when compared to the 191 incidents reported during the first nine months of 2024. Similarly, the total of 166 burglary incidents reported thus far in 2025 is down 7% when compared with the five-year average of 179.
- Housebreaks during the first nine months of the year decreased by 41 incidents (-29%) from 141 in 2024 to 100 in 2025. Housebreaks are also 22% below the five-year average of 129. No housebreak patterns have emerged anywhere in the city so far this year. Of the 100 housebreaks that occurred in the first nine months of 2025, North Cambridge recorded the most citywide with 17 incidents – with 9 housebreaks occurring there in the month of August and none in September.
- Conversely, commercial breaks are up 32% this year, rising from 50 incidents in the first nine months of 2024 to 66 in 2025. However, 17 commercial breaks reported in the first nine months of 2025 involved shoplifting incidents where the suspect had previously been trespassed from the store.
- Earlier in the year, a few breaks were reported in Cambridge that were possibly part of a regional pattern of commercial breaks targeting cash registers. That pattern ended with an arrest on 3/13. There was also one break into a vape shop in March, a trend that has been seen regionally as well.

Percent Change

Last 4 Weeks

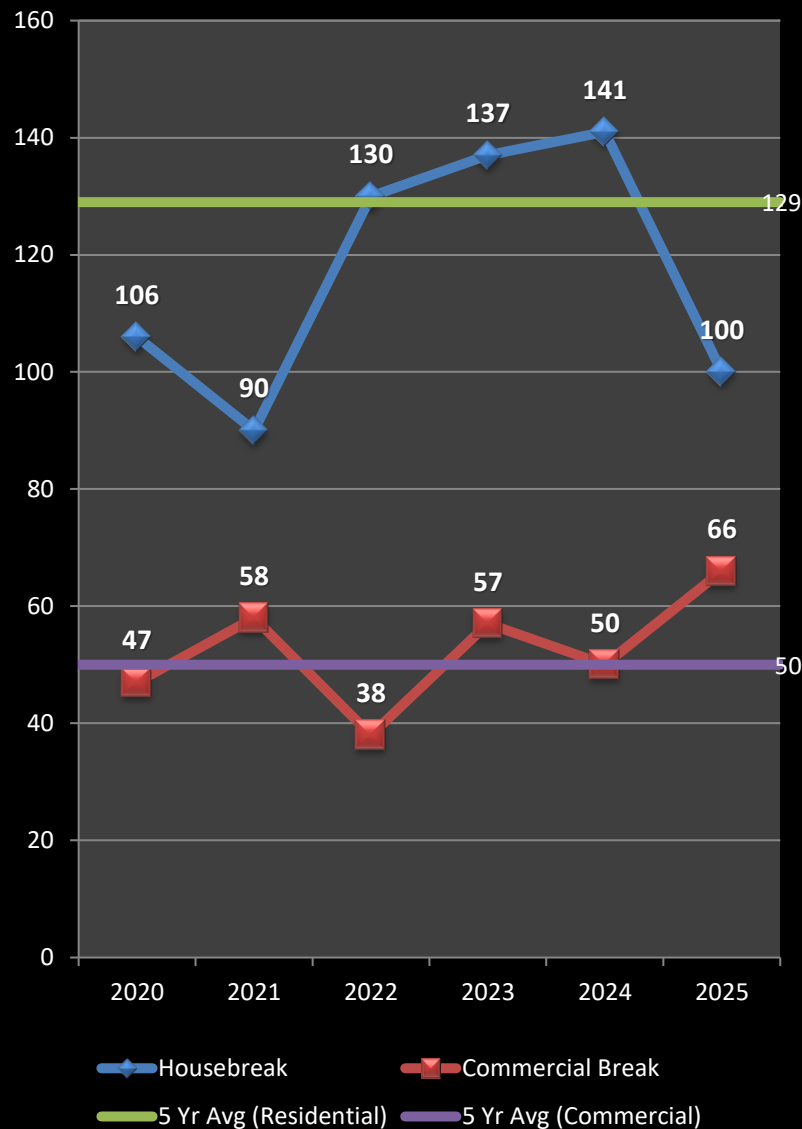
+28%

Previous Year

-13%

5-Year Average

-7%



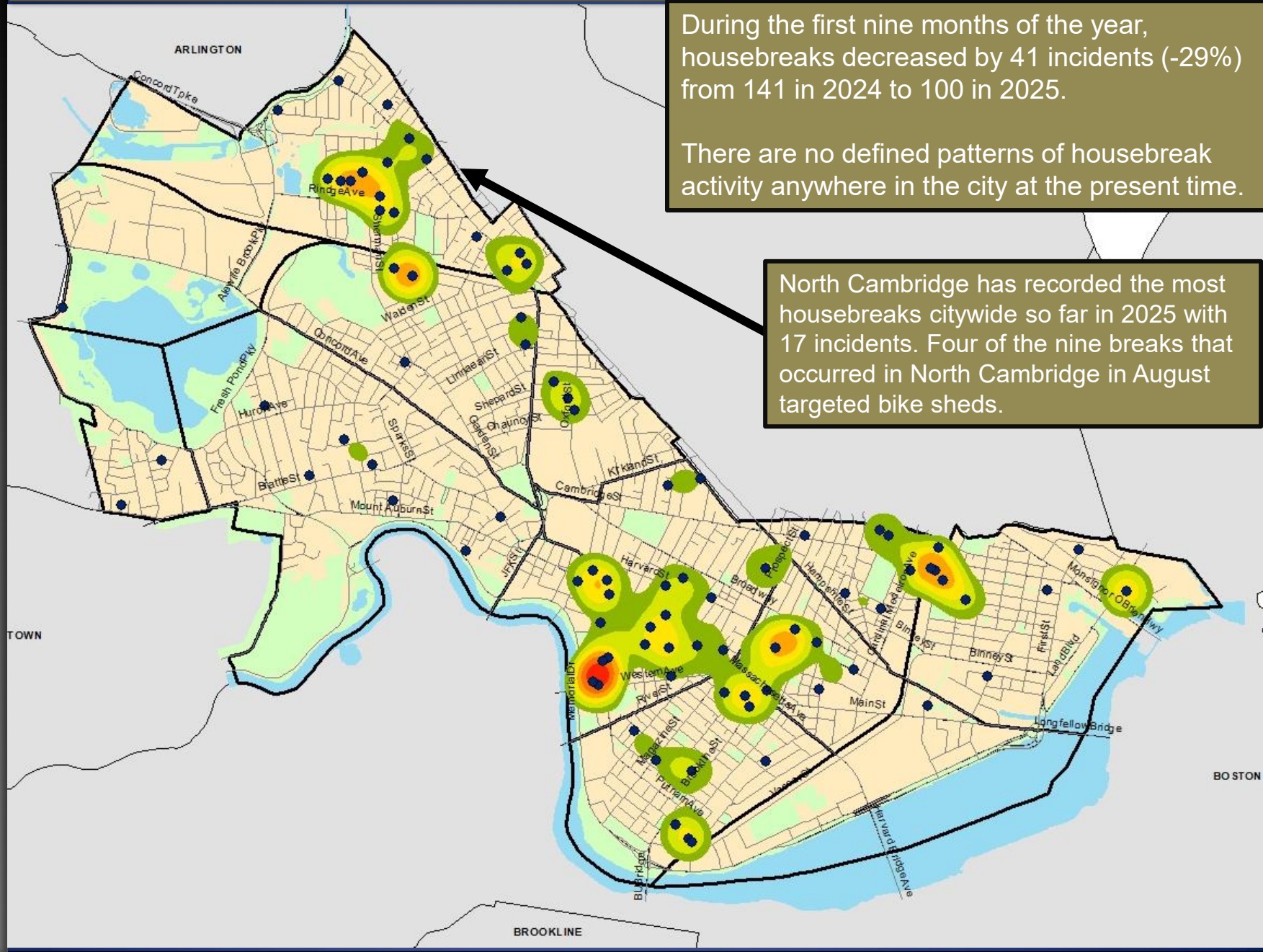


Geographic Breakdown of Housebreaks: 1.1.25 – 9.29.25

During the first nine months of the year, housebreaks decreased by 41 incidents (-29%) from 141 in 2024 to 100 in 2025.

There are no defined patterns of housebreak activity anywhere in the city at the present time.

North Cambridge has recorded the most housebreaks citywide so far in 2025 with 17 incidents. Four of the nine breaks that occurred in North Cambridge in August targeted bike sheds.





Geographic Breakdown of Commercial Breaks: 1.1.25 – 9.29.25

There were two incidents with the same suspect involved in a commercial break of a construction site in the North Cambridge area.

Commercial breaks are up by 16 incidents (32%) this year, increasing from 50 incidents in the first nine months of 2024 to 66 in 2025.

Seventeen commercial breaks reported in the first nine months of the year involved shoplifting incidents where the suspect had previously been trespassed from the store.

A vape shop on Cambridge St was broken into on 3/25, the same night as two similar breaks in Somerville and Boston. A suspect has been identified in this incident.



There was a series of smash-n-grab/forced door commercial breaks occurring in February and early March throughout the city targeting cash registers, which was possibly related to a similar series seen in Boston at the same time. The activity ceased in Cambridge following the 3/13 arrest of a suspect from one of the Boston incidents.



LARCENY

No Patterns

- Preliminary stats indicate that overall larceny through September 29th of 2025 registered at 2,083 incidents, 7% above the same time in 2024. The total of 2,083 larcenies reported in 2025 is also 24% above the five-year average of 1,686 incidents.
- The larceny from motor vehicle total through September 29th, 2025, is 226 incidents, 11% (22 incidents) above the same time frame in 2024. However, this total is still 14% below the five-year average of 263 incidents.
- Through September 29th, 2025, there were 56 larcenies from the person reported in Cambridge, which is 19% (13 incidents) below the same time frame in 2024. Nineteen of the 56 incidents reported thus far in 2025 took place in Central Square. Harvard Square saw the second most with 14 incidents.
- There were 138 larcenies from buildings reported in the first nine months of 2025. This total is 17 incidents (11%) below 2024 and is 7 incidents (5%) below the five-year average of 145. There are no defined patterns of this crime type in the city at this time.
- Larcenies from residences are up 53 incidents (17%) in 2025 when compared with 2024. Package thefts have made up the majority of this crime type in recent years due to the increased volume of deliveries that began during the pandemic and have continued ever since. Package thefts have accounted for 250 of the 359 larcenies from residences (70%) so far this year.
- There have been 322 larcenies of bicycles reported so far in 2025. This total is 57 incidents (15%) below the 2024 total through September 29th and is 78 incidents (20%) below the five-year average of 400. The top neighborhoods for bike thefts so far in 2025 are North Cambridge with 64 and East Cambridge with 40 incidents.

Percent Change

Last 4 Weeks

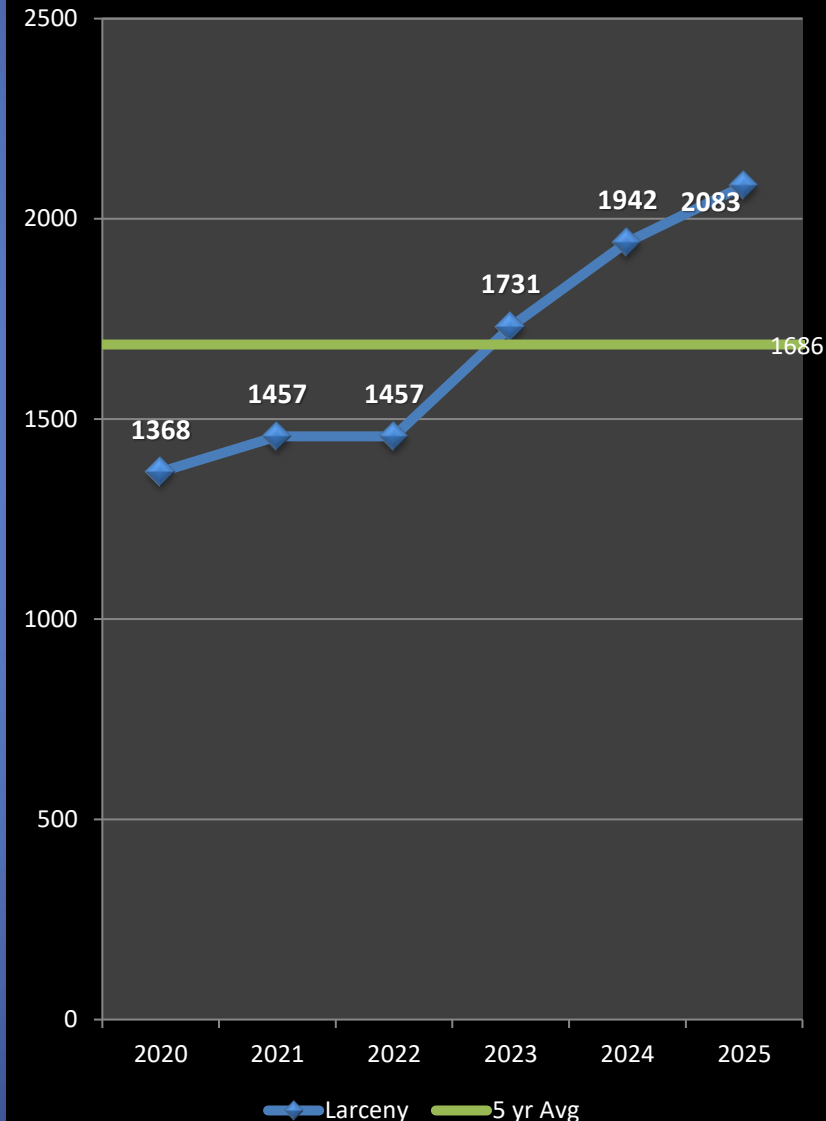
-11%

Previous Year

+7%

5-Year Average

+24%





LARCENY From MV

No Patterns

- The larceny from motor vehicle total through September 29th, 2025, is 226 incidents, which is 11% (22 incidents) above the same time frame in 2024. Conversely, the 226 thefts from vehicles reported so far indicate a decrease of 37 incidents (14%) below the 263 car breaks forecasted through September 29th.
- The neighborhoods with the most larcenies from motor vehicles for the first nine months of 2025 are North Cambridge with 48 incidents, followed by Mid-Cambridge with 34, Cambridgeport with 26, The Port with 22, and Riverside with 21 incidents.
- Comparing the last four weeks (September) to the previous four (August), there was an 14% increase in larcenies from motor vehicles, with three more incidents reported.
- Of the 226 incidents reported so far in 2025, 110 vehicles (49%) were entered via unlocked doors and 88 vehicles (39%) were entered by unknown means.
- A new trend may be emerging in Cambridge. During the month of July, the Honda "H" emblem was reported stolen from at least four Honda CRVs across the city. In August and September there has been one additional incident each. It is believed that thieves are targeting the radar sensor that is accessible behind the emblem.

Percent Change

Last 4 Weeks

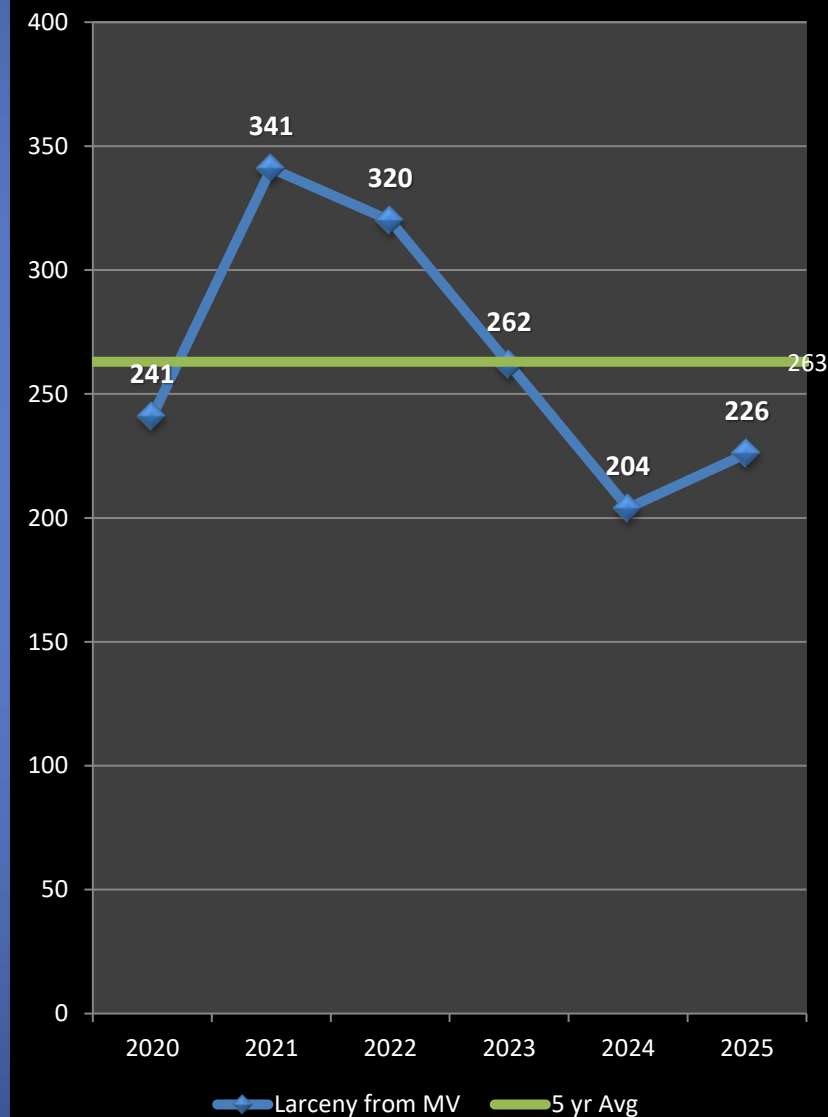
+14%

Previous Year

+11%

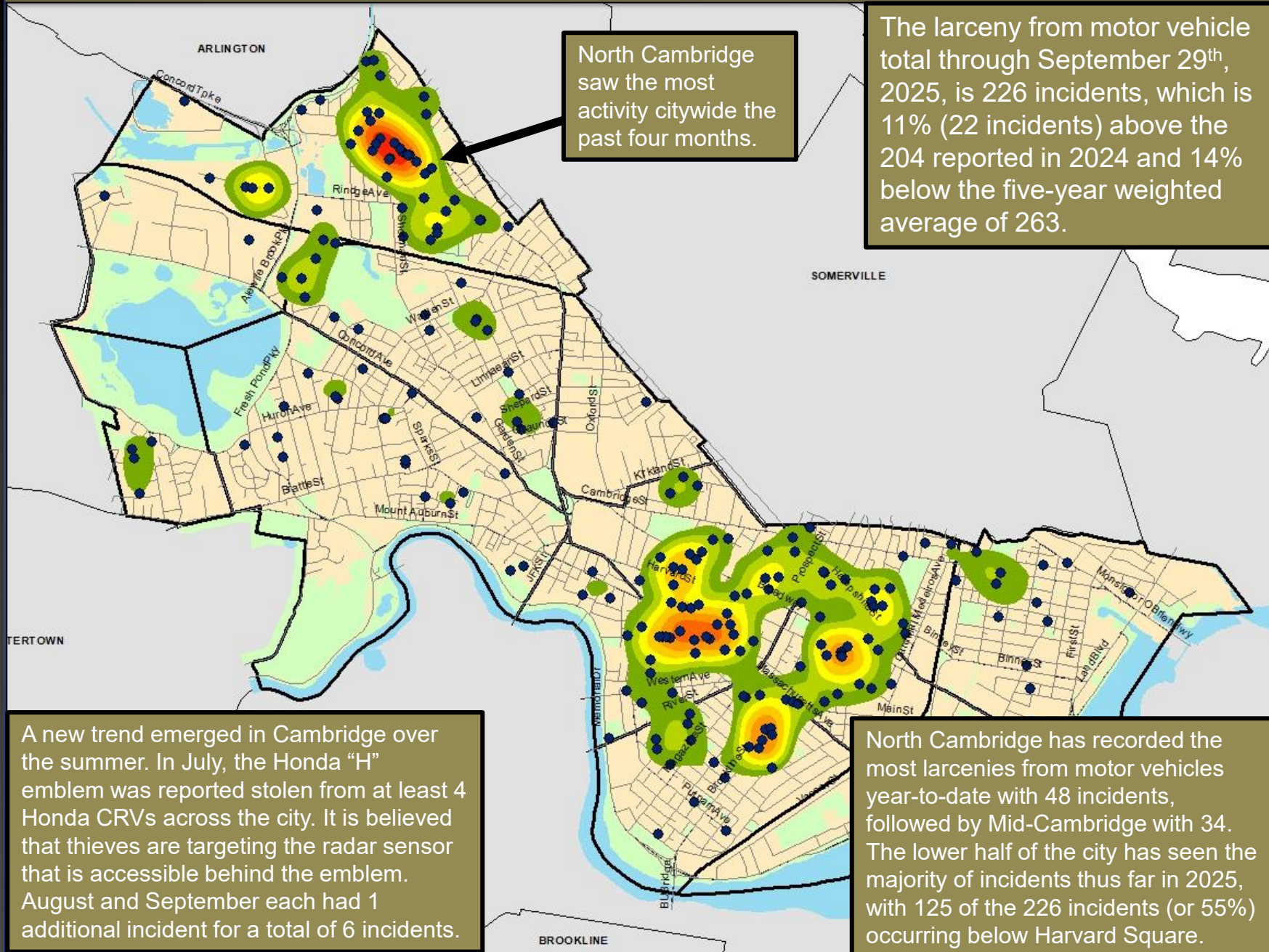
5-Year Average

-14%





Geographic Breakdown of Larceny from Motor Vehicles: 1.1.25 – 9.29.25





LARCENY of Bicycle

No Patterns

- There have been 322 bicycle thefts reported citywide so far in 2025, down 15% from the 379 reported during the same time frame in 2024. The 2025 total is also registering at 20% (78 incidents) below the five-year average of 400.
- The most recent four weeks (September) saw a 42% increase in bike thefts when compared with the previous four weeks (August), with 18 more thefts reported in September. We expect monthly totals to remain high through October and likely drop off with the cooler months.
- 165 bike thefts (or 51% of all citywide thefts year-to-date) have occurred south/east of Harvard Square.
- Of the 322 bike thefts reported in 2025, 252 (78%) were reportedly locked at the time of the theft.

Top Neighborhoods for Bike Theft in 2025:

Neighborhood	YTD Total	% Citywide
North Cambridge	64	20%
East Cambridge	40	12%
Mid-Cambridge	33	10%
Riverside	32	10%
Cambridgeport	28	9%

Percent Change

Last 4 Weeks

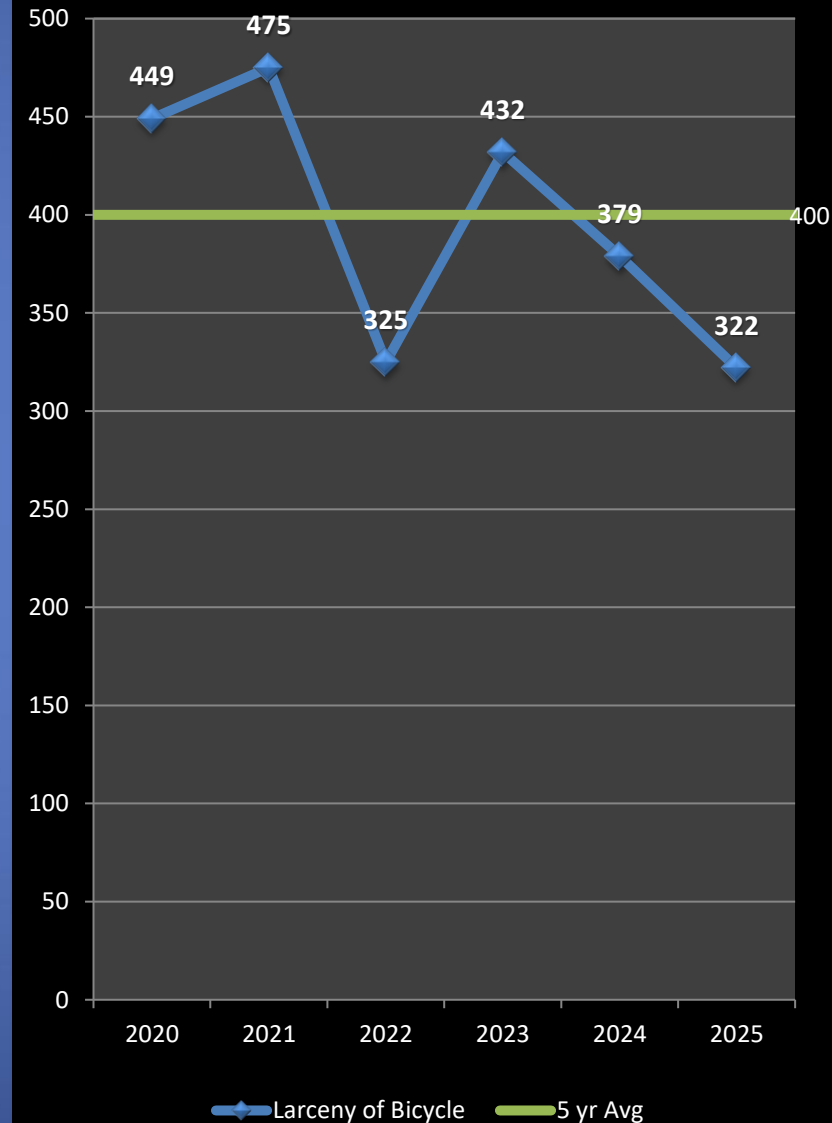
+42%

Previous Year

-15%

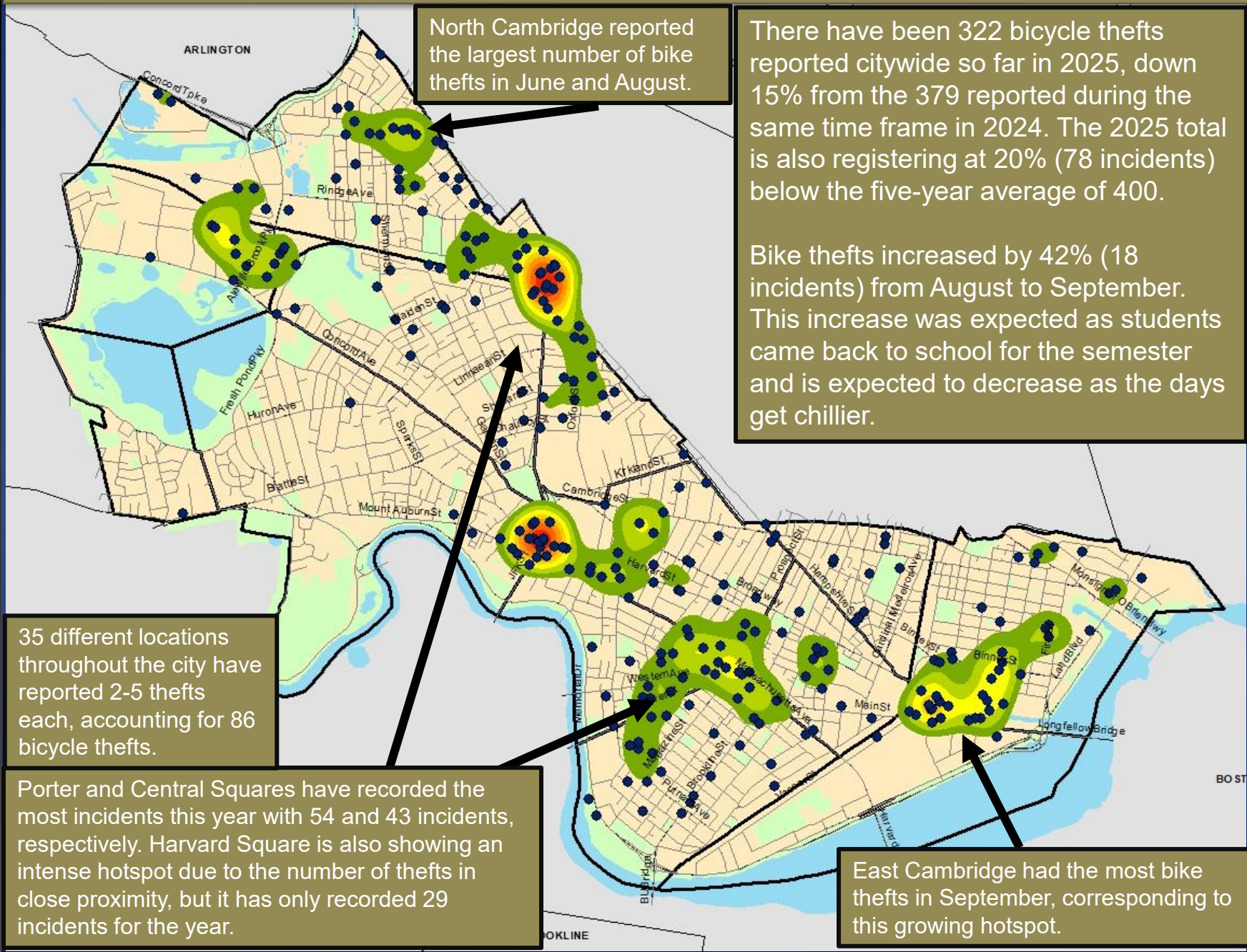
5-Year Average

-20%





Geographic Breakdown of Bicycle Thefts: 1.1.25 – 9.29.25





Geographic Breakdown of Package Thefts: 1.1.25 – 9.29.25

Package thefts accounted for 250 (or 70%) of the 359 larcenies from residences reported in the first three quarters of 2025.

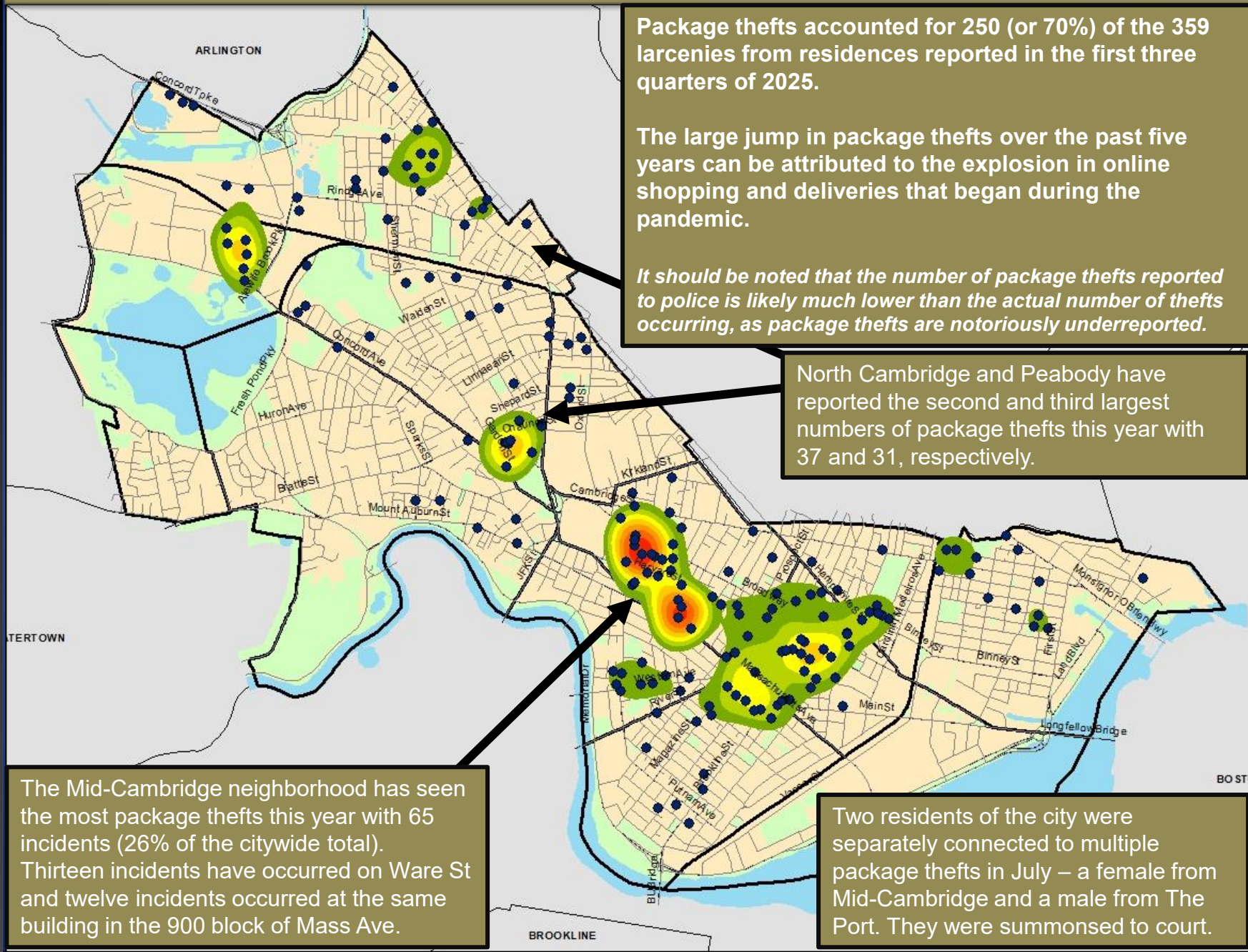
The large jump in package thefts over the past five years can be attributed to the explosion in online shopping and deliveries that began during the pandemic.

It should be noted that the number of package thefts reported to police is likely much lower than the actual number of thefts occurring, as package thefts are notoriously underreported.

North Cambridge and Peabody have reported the second and third largest numbers of package thefts this year with 37 and 31, respectively.

The Mid-Cambridge neighborhood has seen the most package thefts this year with 65 incidents (26% of the citywide total). Thirteen incidents have occurred on Ware St and twelve incidents occurred at the same building in the 900 block of Mass Ave.

Two residents of the city were separately connected to multiple package thefts in July – a female from Mid-Cambridge and a male from The Port. They were summonsed to court.







AUTO THEFT

No Patterns

- The five-year weighted average for auto theft for the first three quarters of the year is 99, and with 68 reported so far in 2025, Cambridge has experienced a decrease of 31% below the expected total. Auto thefts have also decreased by 22% (19 incidents) when compared with the same time period in 2024.
- The most recent four weeks (September) saw a decrease of 10 incidents (71%) below the previous four weeks (August).
- The neighborhood breakdown for auto theft totals in 2025 is as follows: The Port – 14; Cambridgeport – 13; West Cambridge – 11; East Cambridge – 6; Peabody, Riverside, and North Cambridge - 5 each; Mid-Cambridge – 4; Highlands – 3 ; and Inman/Harrington – 2.
- 17 of the 68 auto thefts reported so far this year involved a situation where the operator left the vehicle unlocked and/or running in order to deliver a package or grab food. When the victim returned, the vehicle was gone.
- 27 of the 68 motor vehicles stolen thus far in 2025 have been recovered to date, with one involving an arrest at the time of the recovery.

Percent Change

Last 4 Weeks

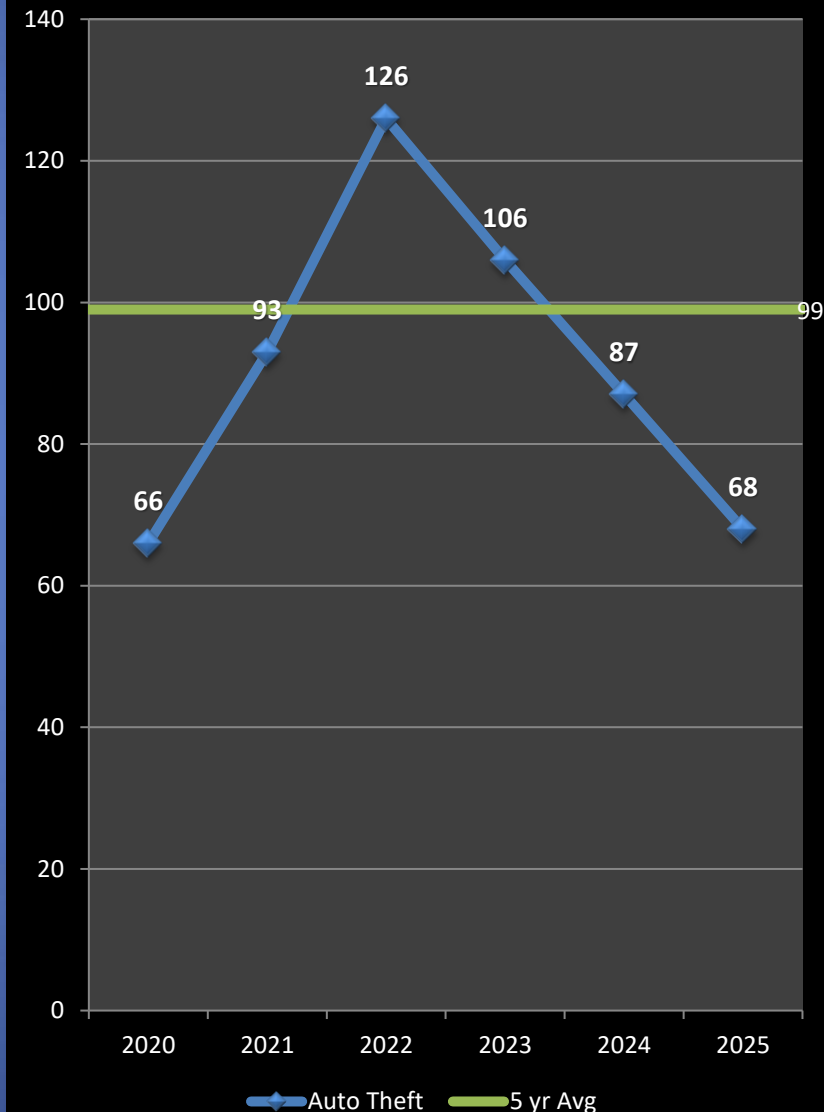
-71%

Previous Year

-22%

5-Year Average

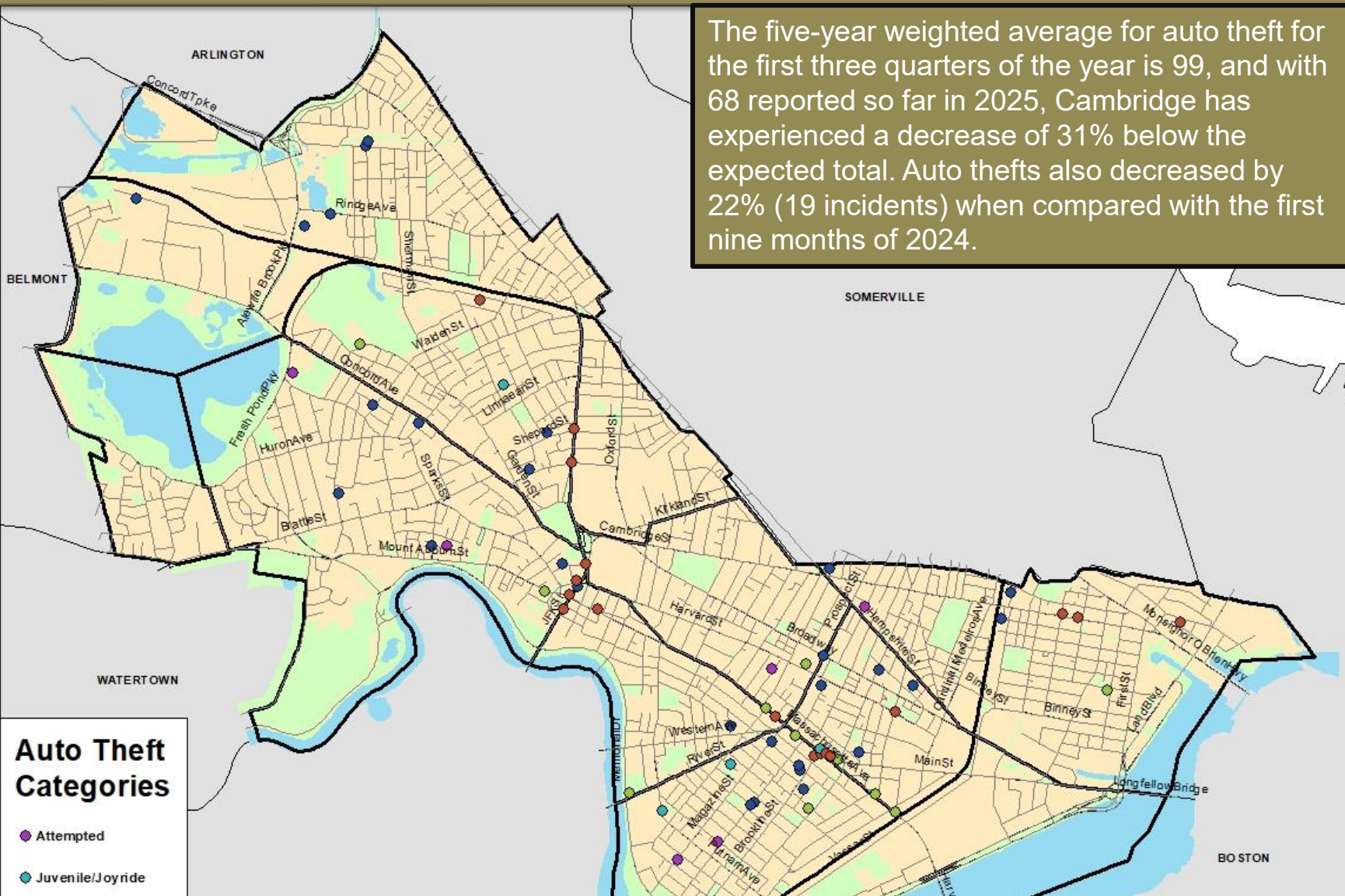
-31%





Geographic Breakdown of Auto Thefts: 1.1.25 – 9.29.25

The five-year weighted average for auto theft for the first three quarters of the year is 99, and with 68 reported so far in 2025, Cambridge has experienced a decrease of 31% below the expected total. Auto thefts also decreased by 22% (19 incidents) when compared with the first nine months of 2024.



Over the past two years, there has been an increase in auto thefts involving vehicles left running, particularly in areas where delivery drivers park quickly to pick up restaurant orders, only to find their car gone when they exit the establishment. There have been 17 reports of this nature reported year-to-date in 2025.



Help Prevent Crime

And keep yourself informed!

To receive information from the CPD:

- Sign up with for the **Cambridge Alert Network**, to receive alerts about emerging crime patterns, neighborhood meetings, and crime prevention tips, by visiting www.CambridgeMa.gov/AlertNetwork.
- “Like” the Cambridge Police Department on Facebook at www.facebook.com/CambridgePolice
- Follow [@CambridgePolice](https://twitter.com/CambridgePolice) on Twitter.
- Visit our website at www.CambridgePolice.org for valuable information and reports including the Daily Log and BridgeStat, which is published on the first Friday of every month.
- Download our “MyPD” smartphone app at www.CambridgePolice.org/MyPD.

To Share Information with the CPD:

- Call our Non-Emergency Telephone Number at **617-349-3300**.
 - Every call for service generates a police response, so help drive our resources by reporting things that seem suspicious or out of the ordinary.
- Send an Anonymous TEXT-A-TIP:
 - Send an ANONYMOUS text message to **Tip411 (847411)**. Begin your message with Tip650 and then type your message. You will receive a response from the Cambridge Police with the option to continue communicating. Please remember that this is not a replacement for 9-1-1. **If you witness an emergency situation, please call 9-1-1 immediately.**
- Send an Anonymous Crime Tip E-Mail at www.CambridgePolice.org/Tips