

CAMBRIDGE POLICE DEPARTMENT



2008

SECOND QUARTER CRIME REPORT

JANUARY 1- JUNE 30, 2008

Statistics, Descriptions and Analysis Covering Part I and II Crimes	Crime Statistics for Cambridge Neighborhoods and Business Districts
CRIME ANALYSIS UNIT 5 Western Avenue • Cambridge, MA 02139 617.349.3390 crimeanalysis@cambridgepolice.org	Robert C. Haas, Police Commissioner Robert W. Healy, City Manager

Crime reports are now available online at www.cambridgepolice.org

CAMBRIDGE POLICE DEPARTMENT 2008 SECOND QUARTER CRIME REPORT

**Produced by the
Cambridge Police Department
Crime Analysis Unit:**

Richard E. Sevieri
Strategic Analysis Coordinator

Rebecca Burbank
Crime Analyst

Jill Hardie
Meghan McKenney
Crime Analysis Interns

Stephen Maywalt
Information Systems Manager

Michael DeSantis
Information Systems Specialist

Ty Mekonnen
Information Systems Specialist

Sergeant Daniel Wagner
Special Projects

Sergeant Frederic Riley
Unit Supervisor

Cambridge Police Department
5 Western Avenue, Cambridge, MA 02139
617-349-3390

crimeanalysis@cambridgepolice.org

<http://www.cambridgepolice.org>

Deputy Michael Walsh
Deputy Superintendent of
Training, Technical, and Administration

Superintendent Michael Giacoppo
Superintendent of Support Services

2008 FIRST HALF SUMMARY

MURDER:

- ◆ There was a shooting on Windsor St on February 8, 2008 that resulted in a fatality. However, this incident remains under investigation and has not yet been ruled a homicide.
- ◆ The first confirmed homicide in Cambridge since March 2006 was reported on June 26, 2008. The victim, a 42-year-old Cambridge man, was found stabbed to death in the basement of a residence on Elm St. Another Cambridge man was arrested the next day in connection with this stabbing.
- ◆ The most recent homicide conviction was that of Kevin Robinson, who, on March 26, 2007, was found guilty of arson and two counts of second-degree murder, among other charges. In August of 2005, two people died as a result of a fire set by Robinson in their building.

RAPE:

- ◆ Eight rapes were reported in the first half of 2008. Seven of the rapes were non-stranger incidents (four acquaintance rapes and three domestic) and one was a stranger rape. None of the incidents were related.
 - **Acquaintance Rapes** are non-domestic rapes committed by someone who knows the victim. They include rapes of co-workers, schoolmates, friends, and other acquaintances. This category includes “date rapes.”
 - **Blitz Rapes** are stranger rapes in which the rapist assaults the victim on the street with no prior contact. Generally, the suspect “comes out of nowhere.”
 - **Contact Rapes** are stranger rapes in which the suspect contacts the victim and tries to gain his/her confidence before assaulting him/her. Contact rapists typically pick up their victims in bars, lure them into their cars or houses, or otherwise try to coerce the victim into a situation in which they can begin their assault.
 - **Domestic Rapes** involve rapes between spouses, romantic partners, and family members.
- ◆ Two Somerville residents were sentenced in their respective Cambridge rape cases in mid-April. On April 14, 2008, Zelalem Mezgebu was sentenced to 10 years in state prison on counts of aggravated rape, indecent assault, and armed robbery in connection with a New Year’s attack in Cambridge in 2007. And on April 23, 2008, Manfred Elangwe was sentenced to 8-12 years for raping and assaulting a resident in the Cambridge homeless shelter where he worked in 2004.

ROBBERY:

First Quarter Synopsis:

- ◆ Street robberies were up by one incident (4%) over last year’s first quarter.
- ◆ After dropping by nearly half from 2006 to 2007, commercial robberies evened out in 2008 with 8 incidents, the same number that was reported in 2007.
- ◆ There were a few scattered juvenile-related street robberies in the area of the Cambridgeside Galleria over the first quarter, but otherwise no definite patterns emerged during this time period.

- ◆ The only commercial robbery patterns to exist in Cambridge during the first quarter involved two regional bank robbery patterns, one of which resulted in an arrest.

Second Quarter Synopsis:

- ◆ Street robberies during the first half of 2008 were up 15% over the same time period in 2007. This increase should be tempered by the fact that 2007's first-half robbery total was the lowest in over five years.
- ◆ A street robbery pattern developed in mid-May in and around the Area 4 neighborhood. Officers made an arrest in this pattern in late June, which effectively ended the problem.
- ◆ Nine commercial robberies were reported in the second quarter of 2008, representing an 11% decrease from the 2007 first-half total of 19.
- ◆ Twelve of the seventeen commercial robberies reported during the first half of 2008 were bank robberies. All but one of these bank robberies have resulted in arrests.

See the Pattern Analysis section for more information on robbery trends.

ASSAULT:

First Half Synopsis:

- ◆ Aggravated assaults in 2008 are up by 15 incidents when compared to the first six months of 2007, translating to a 13% increase.
- ◆ Domestic assaults increased the most, rising from 25 incidents in the first two quarters of 2007 to 42 in 2008, a 68% increase.
 - Domestic assaults made up 32% of the aggravated assaults in the first six months of this year.
 - Area 4 experienced the highest number of incidents with nine assaults.
 - Romantic partners, ex-romantic partners, and spouses accounted for a majority (64%) of the relationships involved in these domestic incidents.
- ◆ Slight decreases were reported in bar/alcohol-related assaults, traffic-related assaults, unprovoked incidents, and assaults between homeless individuals. Acquaintance related assaults increased by five incidents and juvenile incidents increased by one.

BURGLARY:

Commercial Burglary: First Quarter

- ◆ Commercial breaks in the first quarter dropped by more than 50% from 35 incidents in 2007 to 15 in 2008. Of those 15 reported incidents, 5 were attempts where entry was apparently not gained, 3 were smash-and-grabs in which the perpetrator smashed a window or door for quick access, and 1 was an inside job perpetrated by a current or former employee.
- ◆ Only one commercial break resulted in an arrest. A Malden man was arrested after he broke into a construction site and stole copper materials in January.

Commercial Burglary: Second Quarter

- ◆ Commercial breaks thus far in 2008 are down nearly 50% from the first-half total in 2007. Of the 40 incidents reported during the first six months of 2008, 11 were attempts, 6 were smash-and-grabs, and 3 were inside jobs.
- ◆ A brief pattern of commercial breaks emerged in East Cambridge and Inman/Harrington in mid-June. The pattern involved social clubs and restaurants in the area and came to an end in late June.
- ◆ Two Cambridge males were arrested after breaking into the *Garment District* in May.

See the Commercial Burglary Pattern Analysis section for a review of this crime.

Residential Burglary: First Quarter

- ◆ Residential burglary experienced a 28% drop from the first quarter of 2007 to the same period in 2008, decreasing from 138 incidents to 100. Eighteen of the housebreaks in 2008 were attempts where entry into the victims' homes was not gained.
- ◆ Far fewer serious housebreak patterns were reported in the first quarter of 2008 in comparison to the same time period in 2007. The affected neighborhoods in 2008 were West Cambridge in the first pattern, Cambridgeport and Riverside in the second pattern, Mid-Cambridge in the third pattern, and Agassiz and Peabody in the fourth pattern.
- ◆ Laptops, jewelry, cash, MP3 players, and digital cameras were the top five targeted items of housebreaks in the first quarter.
- ◆ Twelve people were arrested for residential burglary during the first quarter. One more arrest was made in connection with 2007's Area 4/Inman Harrington housebreak pattern. Multiple other arrests were made, including four for domestic-related incidents.

Residential Burglary: Second Quarter

- ◆ Residential burglaries in the first half of 2008 dropped by 28% from the number of incidents experienced in the first half of 2007. There have been 180 housebreaks reported thus far in 2008, while there were 250 reported during this time frame in 2007.
- ◆ A similar decline in residential burglaries was reported when comparing the second quarter alone in 2007 and 2008. There were 112 housebreaks from April to June in 2007, while only 80 incidents were reported from April to June in 2008 (a 29% decrease).
- ◆ Two main areas experienced housebreak patterns during the second quarter. In April, a pattern involving the thefts of electronics and jewelry emerged in Peabody and the border of West Cambridge, and in mid-June, a pattern from 2007 targeting laptops re-emerged in the Inman/Harrington and Area 4 neighborhoods.

See the Residential Burglary Pattern Analysis section for a review of these patterns.

LARCENY:

First Quarter Synopsis:

- ◆ Larcenies in the first quarter of 2008 experienced an overall increase of 22% in comparison to last year, due in large part to increases in larcenies from motor vehicles, buildings, and residences.
 - Larceny from motor vehicle patterns developed along the Mass Ave corridor between Peabody and Agassiz, along Franklin St, Peabody St, and Flagg St in Riverside, and in Cambridgeport along Allston, Fairmont, and Magazine Streets.
 - As in 2007, the most significant larceny trend of the first three months of 2008 continued to be the theft of GPS Navigation systems from motor vehicles. The larceny of these systems is a national trend. They are popular targets for theft because they can be expensive and they are easy to steal, resell, and conceal.
 - A pattern of Honda tire thefts also emerged during the first quarter of 2008.
- ◆ A pattern of larcenies from residences emerged in January when multiple residents on Harvard St reported the thefts of delivery packages from outside their homes. One arrest was made in connection with this pattern in March.

Second Quarter Synopsis:

- ◆ Larcenies in the second quarter of 2008 dropped by 17 incidents compared to the second quarter of 2007, registering a 2% decrease.

- ◆ Larcenies in the first half of 2008 increased by 8% when compared to the first half of 2007 (89 more incidents). This rise can mostly be attributed to increases in larceny from residences (up 34 incidents, or 52%), larceny from persons (up 15 incidents, or 11%), and larceny of bicycles (up 13 incidents, or 20%).
- ◆ Larceny from motor vehicles, which has been the driving force behind the larceny totals for the past 18 months, declined by 1% (4 incidents) from the first half of 2007 to the first half of 2008. Despite this drop, larceny from motor vehicles continues to represent the largest percent (37%) of the larceny total.
- ◆ A pattern of larcenies from persons emerged in Harvard Sq in early May and lasted about a month. Twelve thefts of wallets, purses, and other personal property were reported in restaurants and bars in the area.

For more details, see the Pattern Analysis section.

AUTO THEFT:

First Quarter Synopsis:

- ◆ Auto thefts dropped to their lowest first quarter level in at least four years in 2008, decreasing by 42% from 2007. Mid-Cambridge reported the most auto thefts in this time period, with 9 (23%) of the incidents.
- ◆ Nearly 70% of the stolen cars have been recovered to date, with the majority recovered outside of Cambridge.
- ◆ No definite patterns could be distinguished during the first quarter.

Second Quarter Synopsis:

- ◆ During the second quarter of 2008, 74 auto thefts were reported in Cambridge, bringing the total number of auto thefts thus far in 2008 to 112. This represents a 20% drop from the total number reported during the first half of 2007.
- ◆ Every neighborhood reported at least one auto theft during the second quarter, but the largest numbers of incidents were reported in Area 4 (11 incidents), Peabody (9 incidents), and Inman/Harrington (8 incidents).
- ◆ A pattern of Honda thefts began to emerge during mid to late June in the upper half of Cambridge. The six vehicles stolen to date were all recovered.

CRIMES REPORTED IN CAMBRIDGE

January 1 to June 30, 2008

Highlights: First Six Months in Review

The second quarter crime index total is marginally lower than the total reported in 2007. Overall, the index crimes in 2008 have decreased by 2% compared to last year. The most notable increases have been in larcenies from residences and aggravated assaults. Domestic assaults increased by 17 incidents over this time period last year, accounting for 32% of the total number of aggravated assault incidents so far in 2008. On the other hand, there has been a noteworthy decrease in burglaries and auto thefts during the first six months of 2008.

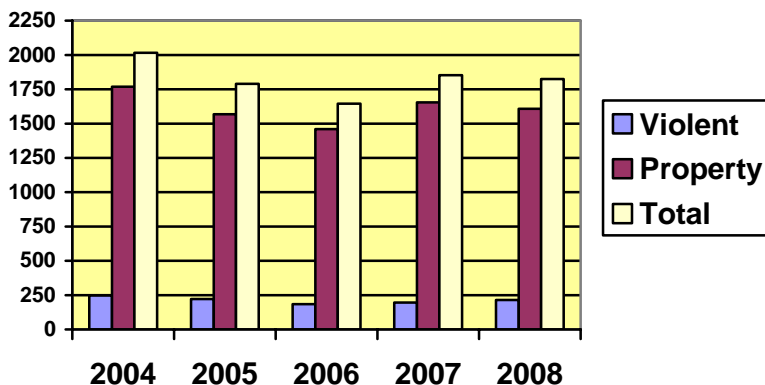
Violent crime is up by 10% in the second quarter, fueled by an increase in the previously mentioned aggravated assaults and in street robberies.

Property crime totals are down 3% compared to last year. Larceny has increased by 8%, which can mainly be attributed to an increase in larcenies from residences, bicycle thefts, and larcenies from persons. Larcenies from motor vehicles (LMVs) are consistent with 2007 numbers, with only four fewer incidents reported this year. Of the 472 LMVs, 211 (45%) were GPS thefts. These items have been a major target citywide over the past 18 months. Since the beginning of the year, there has also been a pattern of thefts from Hondas, including tires and interior parts of the vehicles. Peabody and Mid-Cambridge have seen the largest number of these incidents.

Part I Crime	2005 1/1-6/30	2006 1/1-6/30	2007 1/1-6/30	2008 1/1-6/30	% Change 07-08
Murder	1	2	0	1¹	Inc*
Rape²	4	4	11	8	-27%
Stranger	1	0	2	1	-50%
Non-Stranger	3	4	9	7	-22%
Robbery	118	94	71	77	+8%
Commercial	38	21	19	17	-11%
Street	80	73	52	60	+15%
Aggravated Assault	99	85	115	130	+13%
Burglary	330	283	328	220	-33%
Commercial	68	91	78	40	-49%
Residential	262	192	250	180	-28%
Larceny	1100	1072	1187	1276	+8%
Building	264	193	212	223	+5%
From Motor Vehicle	292	363	476	472	-1%
Person	158	139	138	153	+11%
Bicycle	67	66	65	78	+20%
Shoplifting	207	173	186	184	-1%
Residence	82	106	66	100	+52%
MV Plate	17	14	20	33	+65%
Services	8	6	7	15	+114%
Misc.	5	10	17	18	+6%
Auto Theft	138	112	140	112	-20%
Total Violent	222	185	197	216	+10%
Total Prop.	1568	1460	1655	1608	-3%
Index Total	1790	1644	1852	1824	-2%

*Note: percentages are not calculated for numbers so small as to lead to a statistically misleading percentage.

4 Year Crime Comparison
January - June



¹ The shooting fatality on Windsor St on 2/8/08 is still under investigation; we are awaiting further classification and have not included this incident in our numbers as of yet.

² Rape numbers are preliminary.

CRIMES REPORTED IN CAMBRIDGE

Part II Crime	2006 1/1-6/30	2007 1/1-6/30	2008 1/1-6/30	% Change 07-08
Narcotics **	64	77	54	-30%
Malicious Destruction Total	321	349	336	-4%
Attempted Theft	4	28	8	-71%
Business (Other)	13	11	13	+18%
Business Window	26	26	18	-31%
Car (Other)	49	69	48	-30%
Car Window	84	99	76	-23%
Graffiti	45	31	62	+100%
House Window	17	15	12	-20%
Pinstripping	30	24	25	+4%
Residence (Other)	21	10	19	+90%
Revenge	2	10	7	-30%
Tire Slashing	30	26	48	+85%
Fraud Total	188	176	241	+37%
Embezzlement	3	5	3	-40%
Counterfeiting	6	0	9	Inc
Identity Theft	64	40	67	+68%
Forgery/ Uttering Total	96	110	129	+17%
Application	0	8	17	+113%
Bad Check	31	8	11	+38%
Forged Check	13	18	19	+6%
ATM/Credit Card	49	74	73	-1%
Miscellaneous Forgery	3	2	9	+350%
Con Game Total	19	21	33	+57%
Big Carrot Con	4	0	4	Inc
Utility Impostor Con	0	1	1	No change
Pigeon Drop Con	3	1	0	Inc
Charity	0	0	3	Inc
Other/Internet Related	7	8	20	+150%
Miscellaneous Con games	5	11	5	-55%
Sex Offenses Total	27	35	57	+63%
Annoying & Accosting	9	9	6	-33%
Indecent Assault	4	15	24	+60%
Peeping & Spying	5	2	0	Inc
Prostitution and Soliciting	3	0	2	Inc
Indecent Exposure	6	9	25	+178%
Disorderly Conduct	23	20	23	+15%
Drinking in Public	8	6	4	-33%
Extortion/Blackmail	1	1	0	Inc
Hit & Run Accidents	309	318	288	-9%
Kidnapping	4	2	3	+50%
Liquor Violations	4	1	1	No change
OUI	23	25	27	+8%
Simple Assault	207	193	209	+8%
Threats	117	119	122	+3%
Trespassing	23	31	18	-42%
Weapons Violations	25	29	16	-45%
TOTAL Part II Crimes	1344	1382	1399	+1%

Highlights: First 6 Months in Review

Malicious destruction incidents have decreased by 4% in the first six months of this year. Attempted auto thefts involving damaged ignitions or steering columns decreased substantially compared to 2007 (-71%). The greatest increase was in graffiti incidents with a 100% climb. This can be attributed to a rise in youth graffiti activity and increased reporting by officers who spot the "tags". North Cambridge had the most malicious destruction incidents (49), with Peabody and Cambridgeport following close behind (each with 36).

Reflecting the recent downswing in the economy, there has been a rise in fraud incidents, up by 37% this year. In a majority of the cases, victims reported unauthorized charges made to their credit cards or bank accounts. Often this occurred after wallets were stolen or misplaced, but it was also reported by some victims still in possession of their cards with no knowledge of how their information was acquired. Reports of Internet-related cons also increased this quarter. In fact, it is likely that the actual incidence of this crime is higher than the number reported to the police, due to underreporting.

Sex offenses increased by 63% compared to last year, as there was an increase in all incidents except peeping and spying. The most dramatic change was in the number of reported indecent exposures, the majority of which involved masturbation, followed by public urination.

*Note: Inc. = percentages are not calculated for numbers so small, so as to prevent a statistically misleading percentage.

**Numbers for narcotics represent all drug incidents that result in police reports in Cambridge, the majority of which involve arrests.

SECOND QUARTER 2008 PATTERN ANALYSIS AND POLICE RESPONSE STRATEGIES

RESIDENTIAL BURGLARIES DOWN IN 2008:

Residential burglaries are down 28% in 2008, dropping from 250 incidents in the first six months of 2007 down to 180 incidents this year. Similar to 2007, laptops, jewelry, cash and small electronics (MP3 players, digital cameras, etc.) continue to be stolen most frequently in 2008.

The upper and lower halves of Cambridge each experienced housebreak patterns during the second quarter. In the upper half, a pattern of burglaries that had emerged during the first quarter of 2008 along the border between the Agassiz and Peabody neighborhoods continued sporadically into the second quarter. These breaks were mostly daytime incidents and involved pried or forced front doors. One of the main targets in these incidents, besides portable electronics and laptops, was large amounts jewelry. This pattern eventually waned, but another pattern emerged along Concord Ave just outside of Harvard Sq. This pattern also involved daytime breaks, and the main targets were again electronics and jewelry. One of the classifying characteristics of this pattern, however, was the type of residence being hit. A majority of the incidents involved individual residences within large condo/apartment complexes. This pattern became more intermittent towards the end of the quarter, but no arrests have been made to date.

In the lower half of Cambridge, a housebreak pattern that had been prevalent for most of 2007 re-emerged in the Inman/Harrington and Area 4 neighborhoods in mid-June and has continued into the beginning of the third quarter. The breaks have all involved entry through windows, particularly ones that have air conditioning units in place. The main targets have been laptops and other small electronics. Patrol units have again been increased in this area and a number of leads are being followed to put an end to this pattern.

COMMERCIAL BURGLARIES ON THE DECLINE:

Commercial burglaries in 2008 dropped by nearly 50% from 78 incidents in the first half of 2007 to 40 in 2008. In the second quarter alone, there were 19 more commercial burglaries in 2007 than there were in 2008. One brief pattern developed during the second quarter of 2008, and one incident resulted in the arrest of two people.

Beginning on June 12th and continuing through June 26th, there were five commercial breaks in the East Cambridge and Inman/Harrington area. In all cases the cash registers were the main targets with entry being gained by prying a door or smashing a window. The incidents occurred overnight at restaurants and social establishments. The pattern seemingly dispersed after an altercation involving the suspects in late June.

The sole incident resulting in an arrest occurred on May 10th just after midnight. Two teenage males from Cambridge were arrested with the assistance of a State Police K9 unit after the teens broke into the *Garment District* on Broadway and set off the alarm.

STREET ROBBERY NUMBERS REMAIN CONSISTENT:

There were 31 street robberies in the second quarter of 2008, up just 6 incidents over the previous year's second quarter. Total year-to-date is 60, up 15% from last year's first-half total of 52. Arrests were made in five of the incidents in the second quarter, bringing this year's total to 20 arrested persons.

A majority of the street robberies reported during the second quarter did not appear to be related. One of the exceptions occurred between May 18th and June 25th, when eight similar pack robberies took place in and around Area 4 (including incidents in Inman/Harrington, Cambridgeport, and Mid-Cambridge). All eight incidents in the pattern involved male victims in their 20s walking alone and 2-6 male suspects between the ages of 18 and 21. None of the suspects were armed; instead they resorted to

pushing and “roughing up” the victims. The incidents were occurring from 8pm to 11pm. This pattern came to a close with the eighth incident, when officers made an arrest of an Everett man for a robbery at Harvard & Pine St on June 25th.

COMMERCIAL ROBBERIES – REGIONAL BANK ROBBERY PATTERNS:

Commercial robberies reported in the first six months of 2008 are at their lowest level in over five years. In the second quarter alone, commercial robberies dropped by 18% when compared to last year. Bank robberies continued to dominate commercial robbery incidents, with only two non-bank robberies reported during the second quarter. A salon was robbed on Hampshire St in early May by a suspect who passed a note stating he had a gun. The other robbery occurred in mid-May when a suspect entered *Store-24* on Broadway and made small talk with the clerk before demanding the money from the register; he also took cigarettes. The other seven commercial robberies in the second quarter were bank robberies, six of which resulted in arrests.

A regional bank robbery pattern began in the first quarter and continued into the second, involving a serial bank robber with a distinctive goatee. The suspect robbed banks in at least six locations, including Cambridge, Allston, Brighton, Arlington, Brookline, and Somerville. In late June the suspect, a Belmont resident, was arrested in Cambridge after an off-duty Cambridge police officer in line at the *Portuguese Credit Union* on Hampshire St realized the suspect had just robbed the bank and attempted to stop him. During the struggle, witnesses were able to identify the getaway vehicle and the defendant was later arrested.

In another pattern of bank robberies, a female suspect was arrested by Cambridge Police on April 1st after committing a bank robbery at the *Cambridge Savings Bank* on Cambridge St. This suspect was also connected to two other bank robberies in Cambridge (at the *Bank of America* on Main St and the *Citizens Bank* on Cambridge St) and one in Charlestown.

During the second quarter, there were two back-to-back bank robberies at the end of April for which a Lexington man was arrested. There were also two bank robberies that were not part of any patterns in Cambridge; one of these two incidents also resulted in an arrest. Despite reporting such a high number of bank robberies in the first six months of 2008 (12 reported in 2008, while only 4 were reported in 2007), the clearance rate in Cambridge for this crime was an exceptional 92%, with 11 of the 12 incidents ending in an arrest.

LARCENIES FROM MOTOR VEHICLES – FOCUS ON GPS THEFTS:

There were 248 larcenies from motor vehicles in the second quarter of 2008, keeping 2008 consistent with 2007 totals at the halfway point. There was only a 1% drop in these incidents from the first half of 2007 to the first half of 2008. Nearly 47% of the larcenies in 2008 targeted GPS Navigation systems, increasing the number of stolen GPS systems from 93 in first quarter of 2008 to 210 for the first half of the year. One of the main concerns is that people are continuing to leave their GPS systems unattended in plain view on car dashboards, making them easy targets for thieves that may be casing the area.

During the second quarter, the main concentration of these larcenies was in the garages and parking lots in and around MIT, First St, Technology Sq, Kendall Sq and Main St. This area experienced over 20 incidents from mid-May to early June. GPS systems were stolen in at least eight of the incidents. The incidents were mainly daytime larcenies, occurring between 10AM to 2PM. An Everett resident was arrested on June 7th after an attendant observed him breaking into cars in a parking garage and was seen again in a different garage two days later. The pattern declined in the weeks following the arrest but the area continues to be watched for activity.

There was also a cluster of larcenies from motor vehicles in the Harvard Sq area in the second quarter of 2008. Beginning in late April and continuing into early June, there were 14 or more possibly related larcenies from motor vehicles in the periphery of Harvard Sq. GPS systems, radios, and cell

phones were the targets in these breaks. A majority of the incidents in this area were daytime or early evening breaks. On June 8th, a Somerville resident was arrested after he was seen breaking into a car on Berkeley St and stealing a GPS around 4:15am. The pattern seems to have dispersed and is no longer considered a problem.

A citywide pattern of Honda tire thefts during the first quarter appears to have escalated to include the theft of Honda Civics in the second quarter, mainly in the Peabody neighborhood. Tires were originally being stolen from Honda Civics and Honda Fits throughout the city, mainly during the overnight hours. More recently, Honda vehicles have been stolen from Cambridge, only to be recovered later in nearby cities with much of the interior/mechanics stripped from the vehicle. In the month of June, there were multiple incidents in the upper half of the city, mainly in Peabody, West Cambridge, and Strawberry Hill, including at least six thefts of tires from Hondas and six Honda auto thefts.

CAMBRIDGE POLICE RESPONSE STRATEGIES

The Cambridge Police Department utilizes a number of different strategies and tactics to identify and interdict crime patterns and trends. *Problem Oriented Policing* is a technique that is employed to combat long-standing crime problems. With POP, the Department analyzes situations, responds employing an array of suitable strategies, and then assesses the outcome of these actions. The community is kept abreast of emerging hotspots in their neighborhoods through scheduled monthly meetings. In more serious cases, a crime alert is dispatched to the affected area.

If ongoing target crime patterns arise, various patrol responses are deployed. Some officers are used as decoys, surveillance units cover potential suspects, and patrol cruisers are directed to specific locations for deterrence and suppression of criminal activity. Regardless of the response strategy, the safety of all citizens remains paramount to the Cambridge Police Department.

SOME TIPS FOR PROTECTING YOUR PROPERTY

PREVENTING RESIDENTIAL BURGLARY

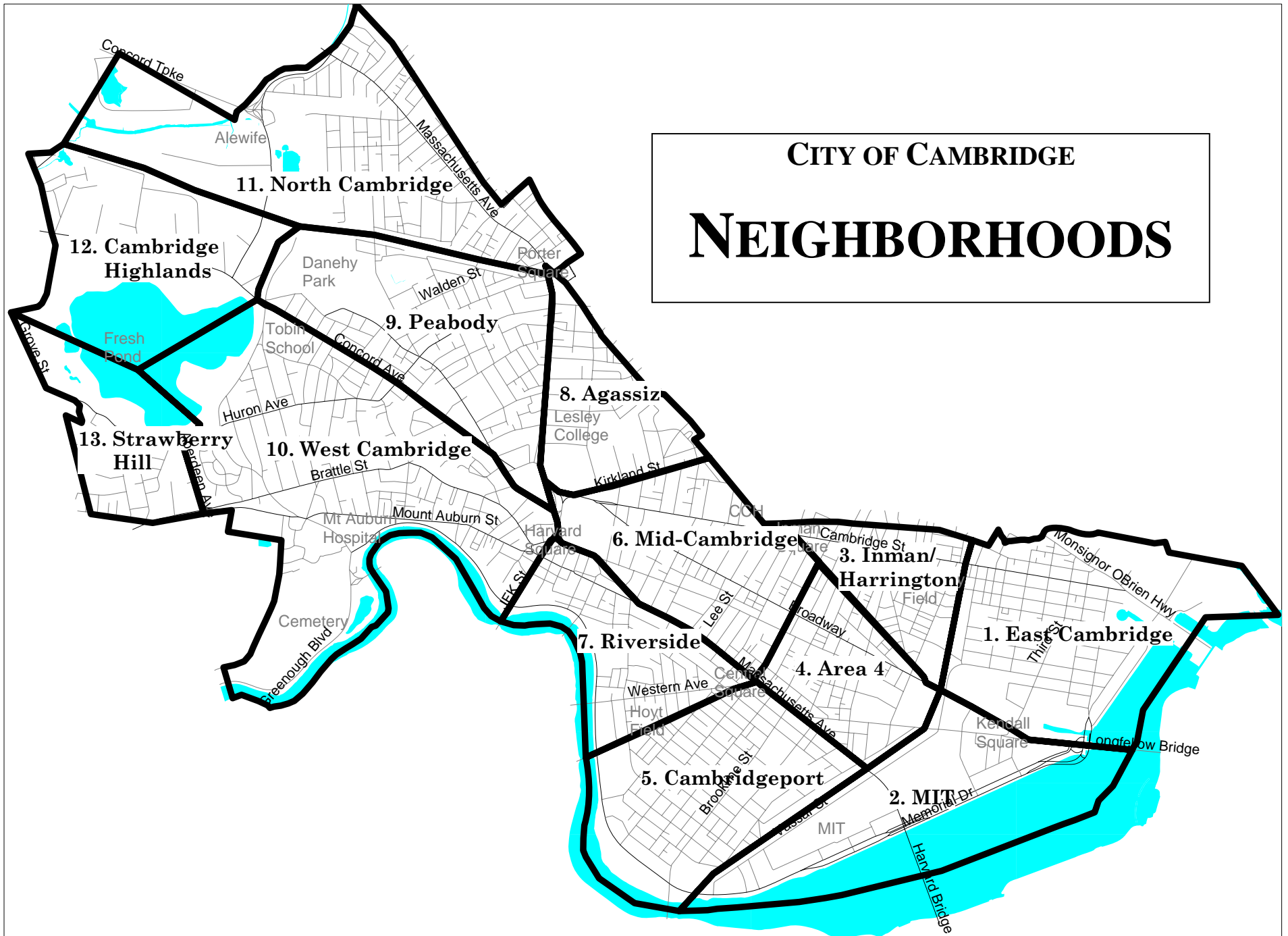
- **Try “casing” your own home, at night and during the day.** Attempt to gain access to your home when the doors and windows are locked and “secure.” Make sure you have some identification on you in case your neighbors call the police.
- **Doors should be made from strong wood or metal and should be locked with a deadbolt.** Install guards on windows that prevent them from being raised more than a few inches.
- If you live in an apartment building that has a main entryway, make sure that security is enforced at the main door. **Never prop open the door or let someone in behind you.** Report residents who do this to your landlord.
- **When you go away**, even for the evening, leave a light or two on (perhaps on a timer) as well as the television or radio.
- **Consider buying motion sensor** lights outside your home and out of reach so the burglars cannot unscrew the light. Also, buy variable light timers to activate lights in your home.
- **Request a Cambridge Police Department Residential Security Survey**, which provides a general assessment of the vulnerability of your residence. For more information, call (617) 349-6009.

PREVENTING LARCENIES FROM MOTOR VEHICLES

- **Use common sense when leaving your vehicle unattended.**
- **Make sure all valuables are out of sight.** If you cannot bring valuables with you when you leave the car, at least move them to the trunk or under the seat where they will not be seen. Leaving expensive items out in the open creates an easy target, attracting thieves that may be casing the area.
 - ★ *This is particularly important with GPS systems, laptops, and iPods.* ALWAYS remove detachable GPS systems from dashboards and windshields. Make sure to remove all bases as well, and if possible, clean the dashboard or windshield to remove any indication that a GPS system was there.
- **Lock all doors when leaving the vehicle.** Thieves often pull door handles looking for unlocked cars.
- Larcenies from motor vehicles are crimes of opportunity and can be easily prevented. **Always hide or remove your belongings, lock your car, and take your keys.**
- **If your vehicle is broken into, please report it to the police,** even if nothing significant was taken or no serious damage resulted from the incident. The more information we have about these crimes (including locations, damage, and items stolen), the more likely it will be that we can stop the people who are committing them.

CITY OF CAMBRIDGE

NEIGHBORHOODS



FIVE-YEAR NEIGHBORHOOD CRIME COMPARISON

NEIGHBORHOOD 1: East Cambridge

CRIME	Jan-June 2004	Jan-June 2005	Jan-June 2006	Jan-June 2007	Jan-June 2008
Housebreaks	6	41	14	10	11
Street Robbery	8	7	10	8	11
Auto Theft	33	16	8	12	9
Larceny from MVs	31	30	54	66	69
Malicious Destruction	41	49	28	58	45
Drug Incidents	5	7	2	10	10

NEIGHBORHOOD 2: M.I.T. Area

CRIME	Jan-June 2004	Jan-June 2005	Jan-June 2006	Jan-June 2007	Jan-June 2008
Housebreaks	1	1	1	1	0
Street Robbery	1	2	0	1	2
Auto Theft	8	3	5	2	4
Larceny from MVs	5	8	7	12	17
Malicious Destruction	5	5	4	0	3
Drug Incidents	0	1	1	2	0

NEIGHBORHOOD 3: Inman/Harrington

CRIME	Jan-June 2004	Jan-June 2005	Jan-June 2006	Jan-June 2007	Jan-June 2008
Housebreaks	17	19	12	38	23
Street Robbery	2	8	12	7	4
Auto Theft	22	8	13	6	12
Larceny from MVs	27	14	31	51	19
Malicious Destruction	34	33	28	41	36
Drug Incidents	10	6	7	8	6

NEIGHBORHOOD 4: Area 4

CRIME	Jan-June 2004	Jan-June 2005	Jan-June 2006	Jan-June 2007	Jan-June 2008
Housebreaks	26	14	27	44	21
Street Robbery	23	14	20	9	13
Auto Theft	21	14	11	16	15
Larceny from MVs	29	23	26	42	25
Malicious Destruction	33	32	32	33	53
Drug Incidents	8	22	24	19	9

NEIGHBORHOOD 5: Cambridgeport

CRIME	Jan-June 2004	Jan-June 2005	Jan-June 2006	Jan-June 2007	Jan-June 2008
Housebreaks	27	34	21	34	13
Street Robbery	15	18	7	7	7
Auto Theft	33	20	13	16	8
Larceny from MVs	51	44	28	35	60
Malicious Destruction	59	35	36	37	40
Drug Incidents	9	13	10	18	5

NEIGHBORHOOD 6: Mid-Cambridge

CRIME	Jan-June 2004	Jan-June 2005	Jan-June 2006	Jan-June 2007	Jan-June 2008
Housebreaks	34	48	42	32	22
Street Robbery	7	7	5	3	3
Auto Theft	16	14	14	11	16
Larceny from MVs	48	30	46	53	47
Malicious Destruction	34	55	27	32	17
Drug Incidents	4	15	4	9	5

NEIGHBORHOOD 7: Riverside

CRIME	Jan-June 2004	Jan-June 2005	Jan-June 2006	Jan-June 2007	Jan-June 2008
Housebreaks	16	18	13	18	12
Street Robbery	15	10	2	5	2
Auto Theft	10	9	8	3	9
Larceny from MVs	22	24	17	26	36
Malicious Destruction	21	28	29	32	24
Drug Incidents	7	8	3	6	8

NEIGHBORHOOD 8: Agassiz

CRIME	Jan-June 2004	Jan-June 2005	Jan-June 2006	Jan-June 2007	Jan-June 2008
Housebreaks	22	6	18	4	13
Street Robbery	1	1	1	3	1
Auto Theft	3	8	7	4	3
Larceny from MVs	19	18	22	46	33
Malicious Destruction	8	7	10	10	5
Drug Incidents	0	2	1	0	0

NEIGHBORHOOD 9: PEABODY

CRIME	Jan-June 2004	Jan-June 2005	Jan-June 2006	Jan-June 2007	Jan-June 2008
Housebreaks	28	25	12	27	26
Street Robbery	5	3	4	2	3
Auto Theft	23	10	10	8	13
Larceny from MVs	43	27	46	43	40
Malicious Destruction	50	34	35	32	26
Drug Incidents	5	1	1	1	2

NEIGHBORHOOD 10: West Cambridge

CRIME	Jan-June 2004	Jan-June 2005	Jan-June 2006	Jan-June 2007	Jan-June 2008
Housebreaks	21	25	12	9	21
Street Robbery	1	1	2	5	2
Auto Theft	11	12	6	11	9
Larceny from MVs	27	22	37	50	55
Malicious Destruction	33	20	31	36	31
Drug Incidents	4	2	2	1	5

NEIGHBORHOOD 11: North Cambridge

CRIME	Jan-June 2004	Jan-June 2005	Jan-June 2006	Jan-June 2007	Jan-June 2008
Housebreaks	22	27	11	28	13
Street Robbery	5	6	7	2	11
Auto Theft	18	18	13	12	7
Larceny from MVs	23	35	24	36	41
Malicious Destruction	37	36	49	29	43
Drug Incidents	10	9	7	3	4

NEIGHBORHOOD 12: Cambridge Highlands

CRIME	Jan-June 2004	Jan-June 2005	Jan-June 2006	Jan-June 2007	Jan-June 2008
Housebreaks	0	1	3	1	1
Street Robbery	1	2	1	0	1
Auto Theft	4	3	2	3	2
Larceny from MVs	13	11	11	10	11
Malicious Destruction	26	8	7	4	6
Drug Incidents	1	1	1	0	0

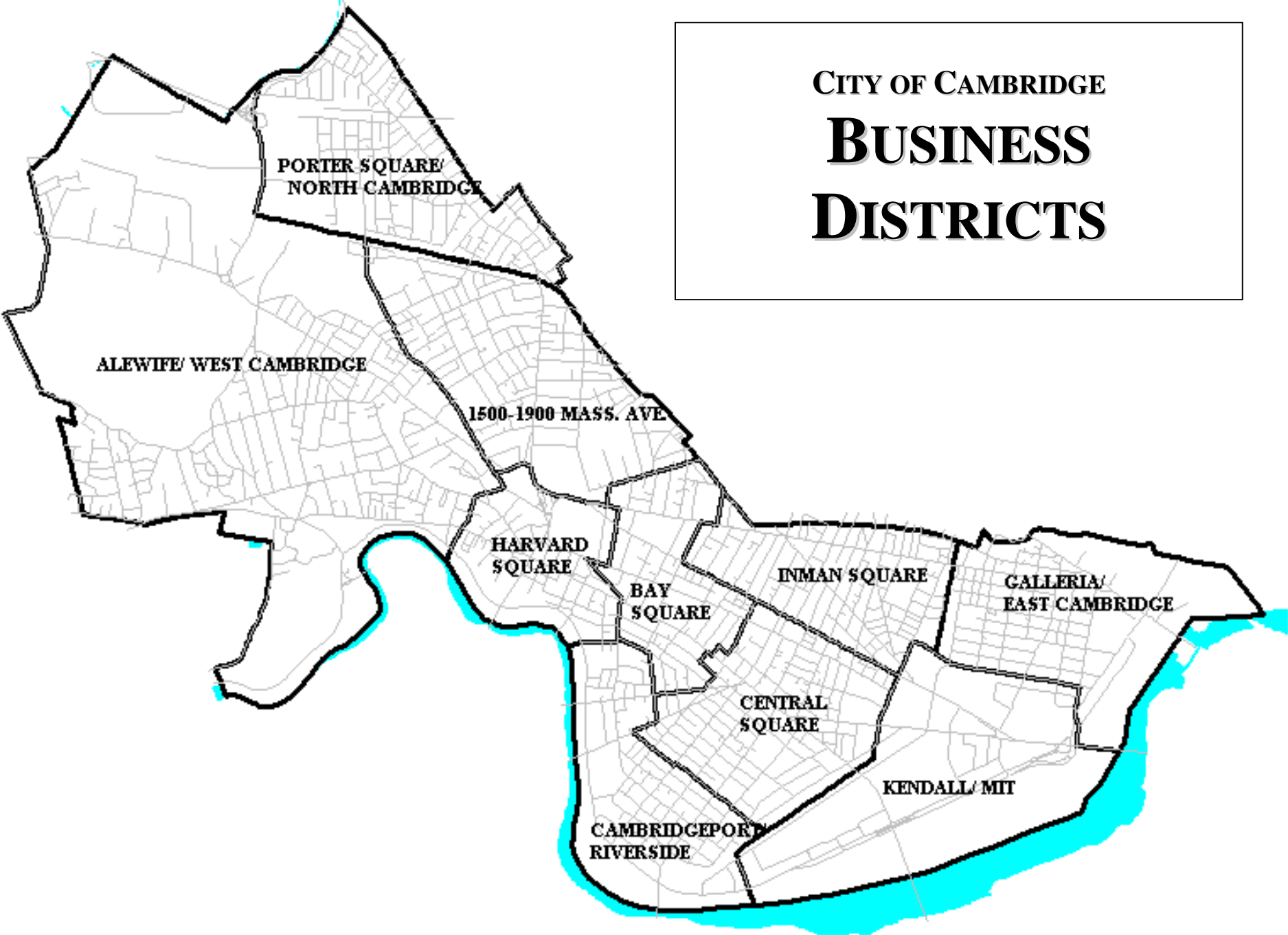
NEIGHBORHOOD 13: Strawberry Hill

CRIME	Jan-June 2004	Jan-June 2005	Jan-June 2006	Jan-June 2007	Jan-June 2008
Housebreaks	3	3	6	4	4
Street Robbery	1	1	2	0	0
Auto Theft	5	2	2	3	5
Larceny from MVs	4	6	13	6	18
Malicious Destruction	7	11	5	6	7
Drug Incidents	1	0	1	0	0

Neighborhood Crime Comparison Table January-June 2008													
Crime	East Camb	MIT	Inman	Area 4	Camb-port	Mid-Camb	River-side	Agassiz	Peabody	West Camb	North Camb	Camb Highlands	Straw-berry Hill
Auto Theft	9	4	12	15	8	16	9	3	13	9	7	2	5
Drug Incidents	10	0	6	9	5	5	8	0	2	5	4	0	0
Housebreak	11	0	23	21	13	22	12	13	26	21	13	1	4
Larceny from Building	33	9	8	21	18	22	20	13	9	39	25	6	0
Larceny from MV	69	17	19	25	60	47	36	33	40	55	41	11	18
Larceny from Person	20	5	13	20	18	12	24	4	7	19	8	2	1
Larceny from Residence	8	0	6	15	16	18	6	1	13	4	12	0	1
Larceny of Bicycle	5	1	8	9	9	11	7	1	10	4	12	1	0
Larceny of Plate	4	1	2	6	3	2	7	4	1	1	2	0	1
Larceny of Services	0	0	4	2	0	0	1	0	1	2	2	2	1
Mal. Dest. Property	45	3	36	53	40	17	24	5	26	31	43	6	7
Street Robbery	11	2	4	13	7	3	2	1	3	2	11	1	0

CITY OF CAMBRIDGE

BUSINESS DISTRICTS



FIVE-YEAR BUSINESS DISTRICTS CRIME COMPARISON

BUSINESS DISTRICT 1: East Cambridge/Galleria

CRIME	Jan-June 2004	Jan-June 2005	Jan-June 2006	Jan-June 2007	Jan-June 2008
Larceny from Buildings	51	38	39	28	27
Larceny from Person	18	25	17	14	20
Commercial Burglary	2	8	12	13	5
Commercial Robbery	5	5	2	0	3
Shoplifting	94	79	46	61	88
Fraud/Flim Flam/Counterfeiting	45	31	31	21	33

BUSINESS DISTRICT 2: M.I.T./Kendall Sq./Lower Broadway

CRIME	Jan-June 2004	Jan-June 2005	Jan-June 2006	Jan-June 2007	Jan-June 2008
Larceny from Buildings	17	19	18	13	20
Larceny from Person	4	3	5	8	8
Commercial Burglary	2	3	12	1	3
Commercial Robbery	1	0	0	1	2
Shoplifting	0	2	3	2	1
Fraud/Flim Flam/Counterfeiting	8	10	4	4	9

BUSINESS DISTRICT 3: Inman Square/Harrington

CRIME	Jan-June 2004	Jan-June 2005	Jan-June 2006	Jan-June 2007	Jan-June 2008
Larceny from Buildings	20	23	15	11	16
Larceny from Person	4	5	15	10	12
Commercial Burglary	5	7	10	13	6
Commercial Robbery	2	10	2	2	4
Shoplifting	2	2	1	3	3
Fraud/Flim Flam/Counterfeiting	20	17	19	22	29

BUSINESS DISTRICT 4: Central Square Area

CRIME	Jan-June 2004	Jan-June 2005	Jan-June 2006	Jan-June 2007	Jan-June 2008
Larceny from Buildings	49	45	34	55	35
Larceny from Person	30	34	40	32	47
Commercial Burglary	17	6	15	14	12
Commercial Robbery	6	8	2	1	3
Shoplifting	39	46	56	59	37
Fraud/Flim Flam/Counterfeiting	42	42	34	29	38

BUSINESS DISTRICT 5: Cambridgeport/Riverside

CRIME	Jan-June 2004	Jan-June 2005	Jan-June 2006	Jan-June 2007	Jan-June 2008
Larceny from Buildings	10	9	7	6	8
Larceny from Person	2	2	3	6	3
Commercial Burglary	1	1	5	0	1
Commercial Robbery	1	4	2	0	0
Shoplifting	5	11	10	10	5
Fraud/Flim Flam/Counterfeiting	4	12	17	7	14

BUSINESS DISTRICT 6: Bay Square/Upper Broadway

CRIME	Jan-June 2004	Jan-June 2005	Jan-June 2006	Jan-June 2007	Jan-June 2008
Larceny from Buildings	44	21	10	10	16
Larceny from Person	6	3	4	7	4
Commercial Burglary	2	11	5	4	0
Commercial Robbery	2	0	0	0	0
Shoplifting	2	2	1	0	0
Fraud/Flim Flam/Counterfeiting	13	14	12	18	26

BUSINESS DISTRICT 7: Harvard Square

CRIME	Jan-June 2004	Jan-June 2005	Jan-June 2006	Jan-June 2007	Jan-June 2008
Larceny from Buildings	48	45	24	28	34
Larceny from Person	50	67	32	35	33
Commercial Burglary	5	7	7	7	4
Commercial Robbery	4	2	0	6	1
Shoplifting	37	26	34	27	32
Fraud/Flim Flam/Counterfeiting	24	14	16	20	23

BUSINESS DISTRICT 8: Massachusetts Avenue (1500-1900 block)

CRIME	Jan-June 2004	Jan-June 2005	Jan-June 2006	Jan-June 2007	Jan-June 2008
Larceny from Buildings	27	31	10	14	20
Larceny from Person	7	6	10	7	11
Commercial Burglary	4	10	5	4	3
Commercial Robbery	1	1	1	3	0
Shoplifting	1	2	3	0	1
Fraud/Flim Flam/Counterfeiting	22	19	16	23	20

BUSINESS DISTRICT 9: Porter Square/North Cambridge

CRIME	Jan-June 2004	Jan-June 2005	Jan-June 2006	Jan-June 2007	Jan-June 2008
Larceny from Buildings	19	10	18	11	20
Larceny from Person	8	4	9	8	7
Commercial Burglary	2	7	14	9	5
Commercial Robbery	4	3	7	4	2
Shoplifting	14	15	9	15	4
Fraud/Flim Flam/Counterfeiting	14	18	18	16	19

BUSINESS DISTRICT 10: Alewife/West Cambridge

CRIME	Jan-June 2004	Jan-June 2005	Jan-June 2006	Jan-June 2007	Jan-June 2008
Larceny from Buildings	41	22	18	36	27
Larceny from Person	8	8	4	11	8
Commercial Burglary	7	8	6	13	1
Commercial Robbery	2	5	5	2	2
Shoplifting	15	22	10	9	13
Fraud/Flim Flam/Counterfeiting	19	22	23	20	26

Business District Crime Comparison Table January-June 2008

Crime	East Cambrid ge/Galler ia	Mit/Kendal Sq./ Lower Broadway	Inman Sq./ Harrington	Central Sq.	Cambridge port/ Riverside	Bay Sq./ Upper Broadway	Harvard Sq.	Mass Ave	Porter Sq./North Camb.	Alewife/ West Camb
Larceny from Buildings	27	20	16	35	8	16	34	20	20	27
Larceny from Person	20	8	12	47	3	4	33	11	7	8
Commercial Burglary	5	3	6	12	1	0	4	3	5	1
Commercial Robbery	3	2	4	3	0	0	1	0	2	2
Shoplifting	88	1	3	37	5	0	32	1	4	13
Fraud/Flim Flam/Counterfei ting	33	9	29	38	14	26	23	20	19	26