



Cambridge Police Department BridgeStat

August 2021

Produced by the Crime Analysis Unit



Part I Total Crime

A review of serious crime statistics for the first eight months of 2021 reveals an increase of 7% in the Part One index total for Cambridge when compared with the same time period in 2020. Over the first 34 weeks of this year, there were 1,683 serious crimes reported in the City. Through August 30th in 2020, the combined total for Murder, Rape, Robbery, Aggravated Assault, Burglary, Larceny & Auto theft was 1,575 incidents, 108 fewer than this year. When measured against the five-year average, a similar 7% escalation in the crime index has been recorded.

Further analysis of the crime totals between January 1st & August 30th of 2021 indicates that while violent crimes recorded a slight 1% dip when compared with last year, property crimes ascended upward 8% with 110 additional crimes reported when compared with the first eight months of 2020. The violent crime breakdown in the City through August 30th, 2021 consisted of one homicide, 18 rapes, 43 robberies and 133 aggravated assaults.

The 49% spike upward in larcenies from motor vehicles and the 9% increase in larcenies of bicycles when compared with the first eight months of 2020 have been the key trend indicators fueling the crime rise so far in 2021. These two categories of larceny have accounted for 42% of the total crime index so far in 2021.

When analyzing the serious crime totals of August 2021 versus the previous month of July, there has been a minimal rise of 1% in the number of index incidents, with three additional crimes reported.

	<u>4 Week Snapshot</u>			<u>Year to Date</u>			<u>Five Year</u>	
	7/6/21 - 8/2/21	8/3/21 - 8/30/21	Change	2020	2021	Change	Avg	Change
Total Violent Crime	26	22	-15%	197	195	-1%	195	0%
Total Property Crime	189	196	4%	1378	1488	8%	1373	8%
Total Part I Crime	215	218	1%	1575	1683	7%	1568	7%



Part I Property Crime

Analysis of property crime totals for the first eight months of 2021 points to an 8% incline when measured against the 2020 totals and a similar 8% uptick above the five-year average, with 110 additional incidents above the total through August 30th of last year and 115 additional crimes above the 1,373 forecasted for this time period.

Multiple property crime categories recorded significant increases when measured against the first 34 weeks of 2020, most notably a 49% jump in larceny from motor vehicles, fueled by a regional pattern of the thefts of catalytic converters, and a 9% hike in bike thefts, which has been a persistent problem throughout the Covid period.

	4 Week Snapshot			Year to Date			Five Year	
	7/6/21 - 8/2/21	8/3/21 - 8/30/21	Change	2020	2021	Change	Avg	Change
Burglary	21	15	-29%	137	138	1%	144	-4%
Commercial Break	11	4	-64%	44	60	36%	37	62%
Housebreak	10	11	10%	93	78	-16%	107	-27%
Larceny	163	161	-1%	1178	1273	8%	1161	10%
Larceny (Misc)	6	3	-50%	27	31	15%	27	15%
Larceny from Building	13	9	-31%	89	85	-4%	148	-43%
Larceny from MV	38	54	42%	208	309	49%	187	65%
Larceny from Person	8	8	0%	59	60	2%	92	-35%
Larceny from Residence	21	21	0%	239	245	3%	181	35%
Larceny of Bicycle	59	45	-24%	363	396	9%	288	38%
Larceny of Plate	3	5	67%	5	20	300%	12	67%
Larceny of Services	0	1	IN-CALC	3	4	33%	11	-64%
Shoplifting	15	15	0%	185	123	-34%	215	-43%
Auto Theft	5	20	300%	63	77	22%	68	13%
Total Property Crime	189	196	4%	1378	1488	8%	1373	8%



Part I Violent Crime

For the first eight months of 2021, there were 195 violent crimes recorded in Cambridge, two incidents (-1%) below last year's total of 197 and the exact number forecasted for the 5-year average through August 30th of this year.

There have been 43 robberies registered in the first eight months of 2021. Ten of these incidents have been categorized as commercial and 33 classified as street incidents, registering a 7% decrease of three fewer crimes when compared with 2020. Eighteen rapes have been reported so far in 2021, one incident above the number recorded for this same time frame last year. There have been 133 aggravated assaults counted over the first eight months of 2021, the same number as reported in 2020. The 2021 total also currently represents a 7% rise above the 124 assaults forecasted for this time period.

On Saturday 3/27, there was a fatal shooting that occurred at approximately 12:40 a.m. on Pemberton Street. The victim was reportedly located unconscious outside his vehicle by a passerby who called 911. The victim was transported to Mount Auburn Hospital where he later died. The victim has been identified as Xavier Louis-Jacques, 19, of Cambridge.

	<u>4 Week Snapshot</u>			<u>Year to Date</u>			<u>Five Year</u>	
	7/6/21 - 8/2/21	8/3/21 - 8/30/21	Change	2020	2021	Change	Avg	Change
Homicide	0	0	IN-CALC	1	1	0%	1	0%
Rape	2	4	100%	17	18	6%	18	0%
Robbery	7	3	-57%	46	43	-7%	52	-17%
Commercial Robbery	0	2	IN-CALC	8	10	25%	15	-33%
Street Robbery	7	1	-86%	38	33	-13%	38	-13%
Aggravated Assault	17	15	-12%	133	133	0%	124	7%
Total Violent Crime	26	22	-15%	197	195	-1%	195	0%



MURDER

No Patterns

- On Saturday 3/27, there was a fatal shooting that occurred at approximately 12:40 a.m. on Pemberton Street. The victim was reportedly located unconscious outside his vehicle by a passerby who called 911. The victim was transported to Mount Auburn Hospital where he later died. The victim has been identified as Xavier Louis-Jacques, 19, of Cambridge. The investigation is ongoing.
- On April 23, 2020, Jose Bermudez was arrested for the fatal daylight stabbing of 33-year-old Danilo Perez in Central Square on April 14. Bermudez and Perez were both part of the homeless community and were known to each other. Bermudez is being held without bail. This was the first homicide reported in Cambridge since January of 2019 and it ended up being the only homicide recorded in 2020.
- There was one murder in Cambridge in 2019. The Middlesex DA's Office and the Cambridge Police are asking for public assistance regarding the ongoing investigation into the fatal incident that occurred in the New Street area of Danehy Park around 6:30PM on the night of January 2nd, 2019. This incident is being investigated as a homicide. The preliminary investigation suggests that the victim, 60-year-old Paul Wilson, died as a result of blunt force trauma and that robbery does not appear to have been the motive.
- On July 22, 2018, 15-year-old Richelle Robinson of Cambridge died following an assault in which she was shoved to the ground on Cambridge Street. The Office of the Chief Medical Examiner later ruled the cause of death to be blunt force trauma. On July 30, 2019, following an investigation, Isaias Plaza (4/7/00, homeless) was arraigned on charges of manslaughter and assault and battery causing serious bodily injury in connection with Robinson's death. Plaza plead guilty to manslaughter on March 26, 2021 and was sentenced to 2.5 years.

Percent Change*

Last 4 Weeks

In-Calc

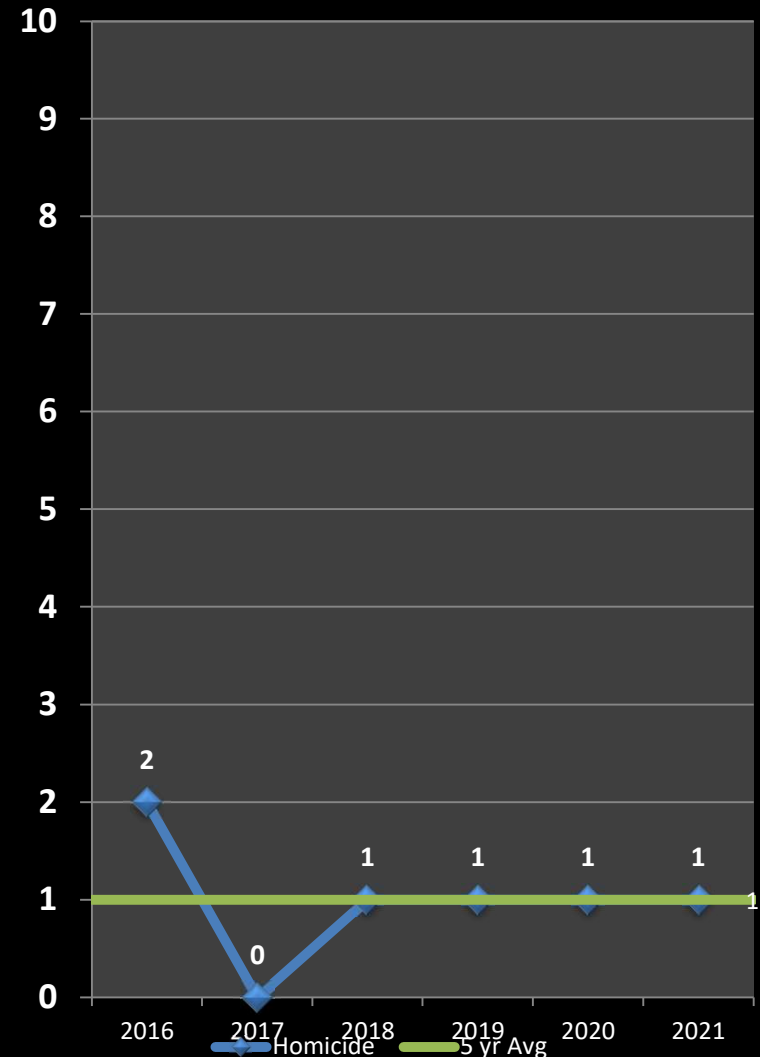
Previous Year

0%

5-Year Average

0%

*IN -CAL: Percentages are not calculated for numbers so small as to present a statistically misleading percentage.





RAPE

No Patterns

- After 14 rapes were reported during the first seven months of 2021, that number increased by four sexual assaults to 18 incidents through August 30th of this year. The sexual assaults so far in 2021 have been classified as seven domestic situations, six involving acquaintances as the predator, four contact incidents, and a homeless/blitz scenario in Harvard Square that is under investigation.
- There were 27 rapes reported in 2020, one less than in 2019. The five-year average for 2020 projected to 28 rapes being recorded in Cambridge, which was one above the final total.
- The 27 rapes in Cambridge in 2020 were categorized in the following manner: nine incidents were chronicled as domestic situations, nine were classified as acquaintance assaults, five were contact incidents, and four were blitz scenarios, one of which was an incident in the Alewife section of the City that remains under investigation.
- The total number of reported rapes tends to fluctuate from year to year, but the number of stranger-to-stranger rapes reported each year in Cambridge—between one and five—remains extremely low.

Percent Change*

Last 4 Weeks

Previous Year

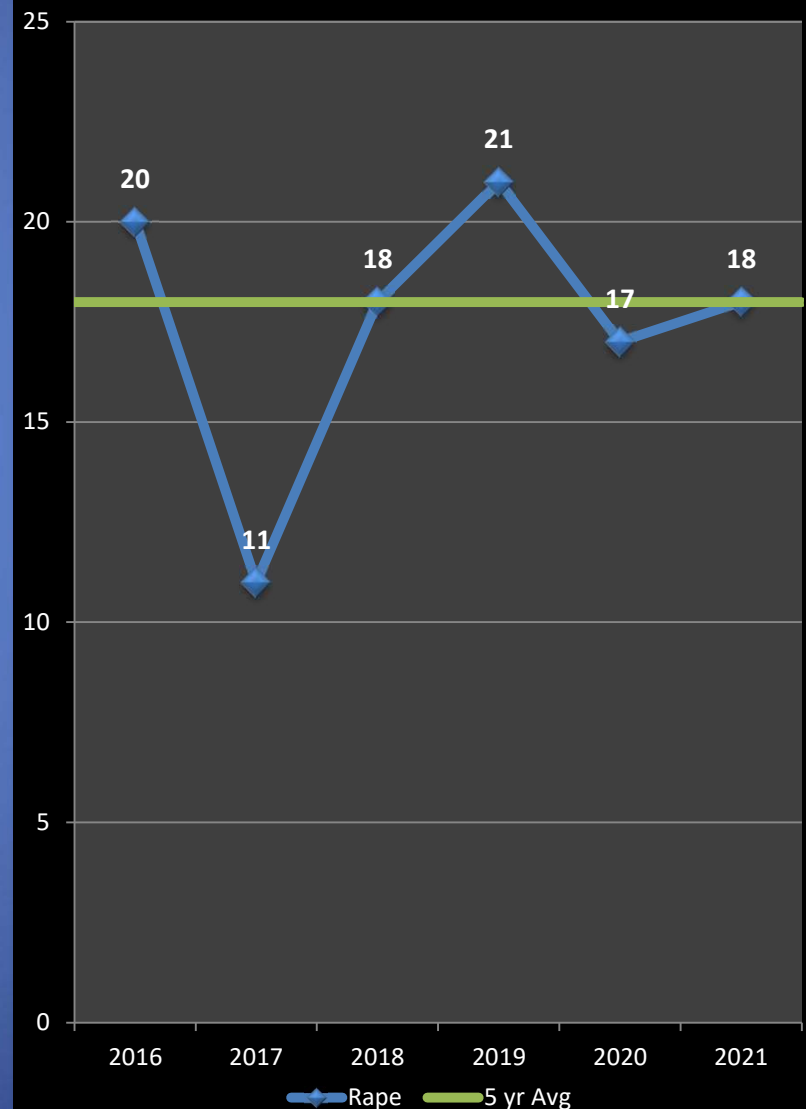
5-Year Average

In-Calc

+6%

0%

*IN -CAL: Percentages are not calculated for numbers so small as to present a statistically misleading percentage.





AGGRAVATED ASSAULT

No Patterns

- The aggravated assault total for the first eight months of 2021 was exact same total for the same time period in 2020. The total of 133 aggravated assaults reported over the first 34 weeks of the year was 9 crimes (+7%) above the 124 incidents forecasted for the five-year average.
- The 133 aggravated assaults reported through August 30th of 2021 were composed of the following classifications: 27 unprovoked scenarios; 26 altercations between acquaintances; 21 domestic altercations; 11 homeless assaults; 9 juvenile incidents; 8 psychotic episodes; 8 traffic & parking related assaults; 6 affrays; 5 shop owner/patron; 4 landlord/neighbor; 3 drug deals, 3 assaults against police officers; and one each for workplace incidents and bar/alcohol related assaults.
- Through August 30th of this year, there have been 12 reports of shots fired citywide, six of which resulted in gunshot wounds (including the fatal shooting on 3/27/21 in North Cambridge). See maps on slides 9-10 for more info on each of the shootings.
- Through August 30th of last year (2020), four shots fired incidents were reported. By the end of 2020, there had been seven reports of shots fired, none of which resulted in any injuries.

Percent Change

Last 4 Weeks

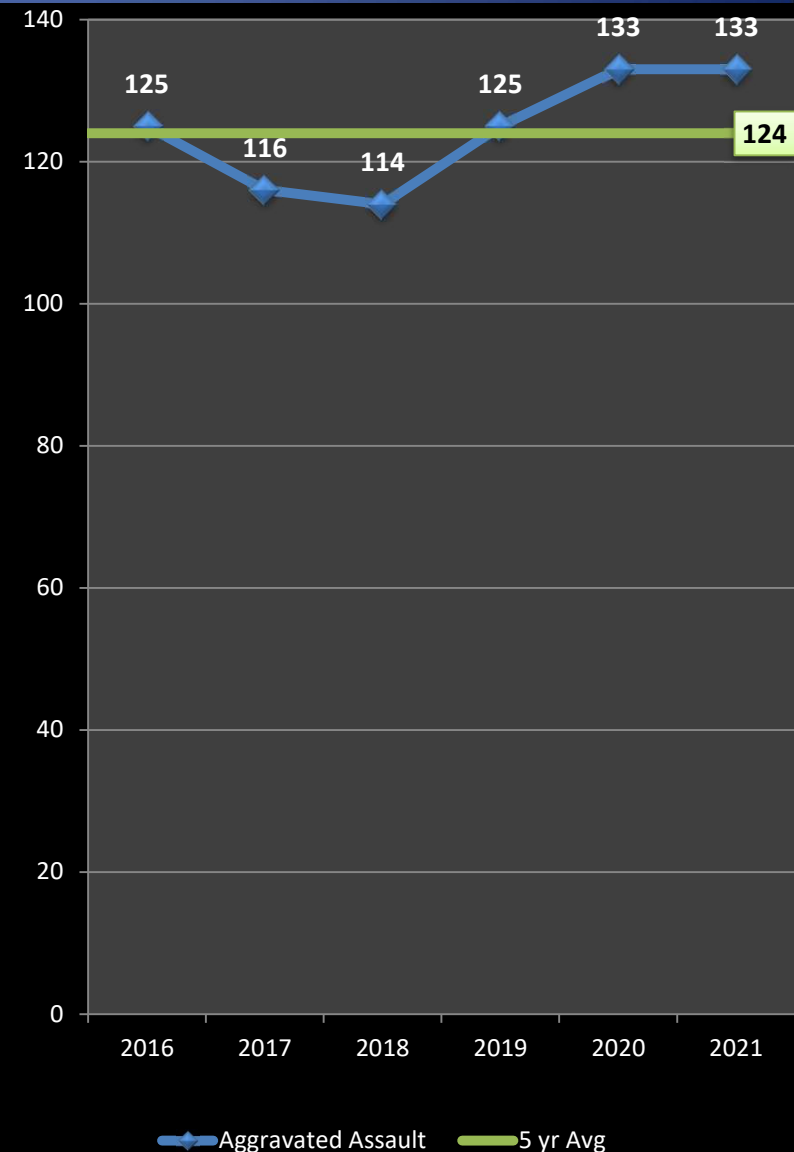
-12%

Previous Year

0%

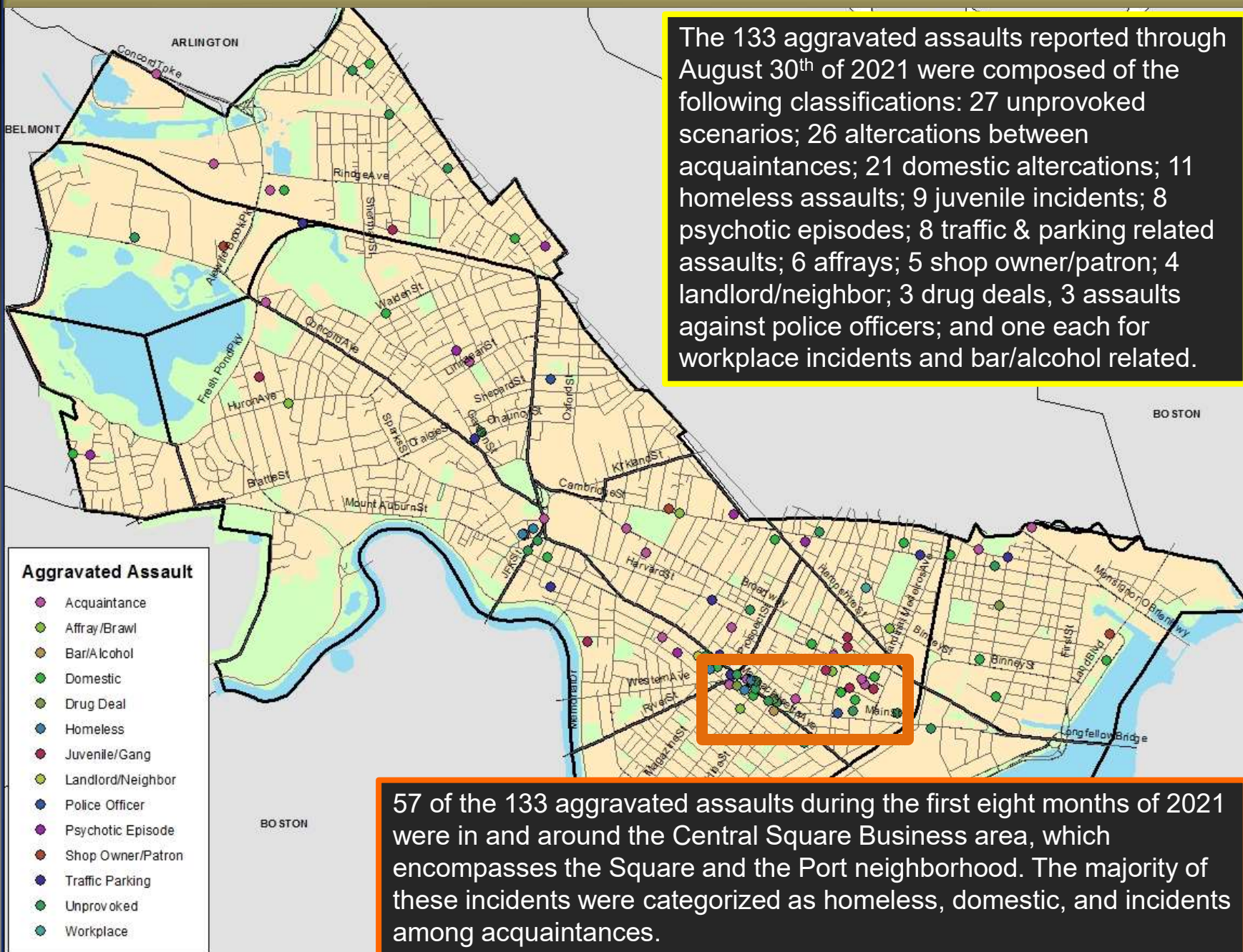
5-Year Average

+7%





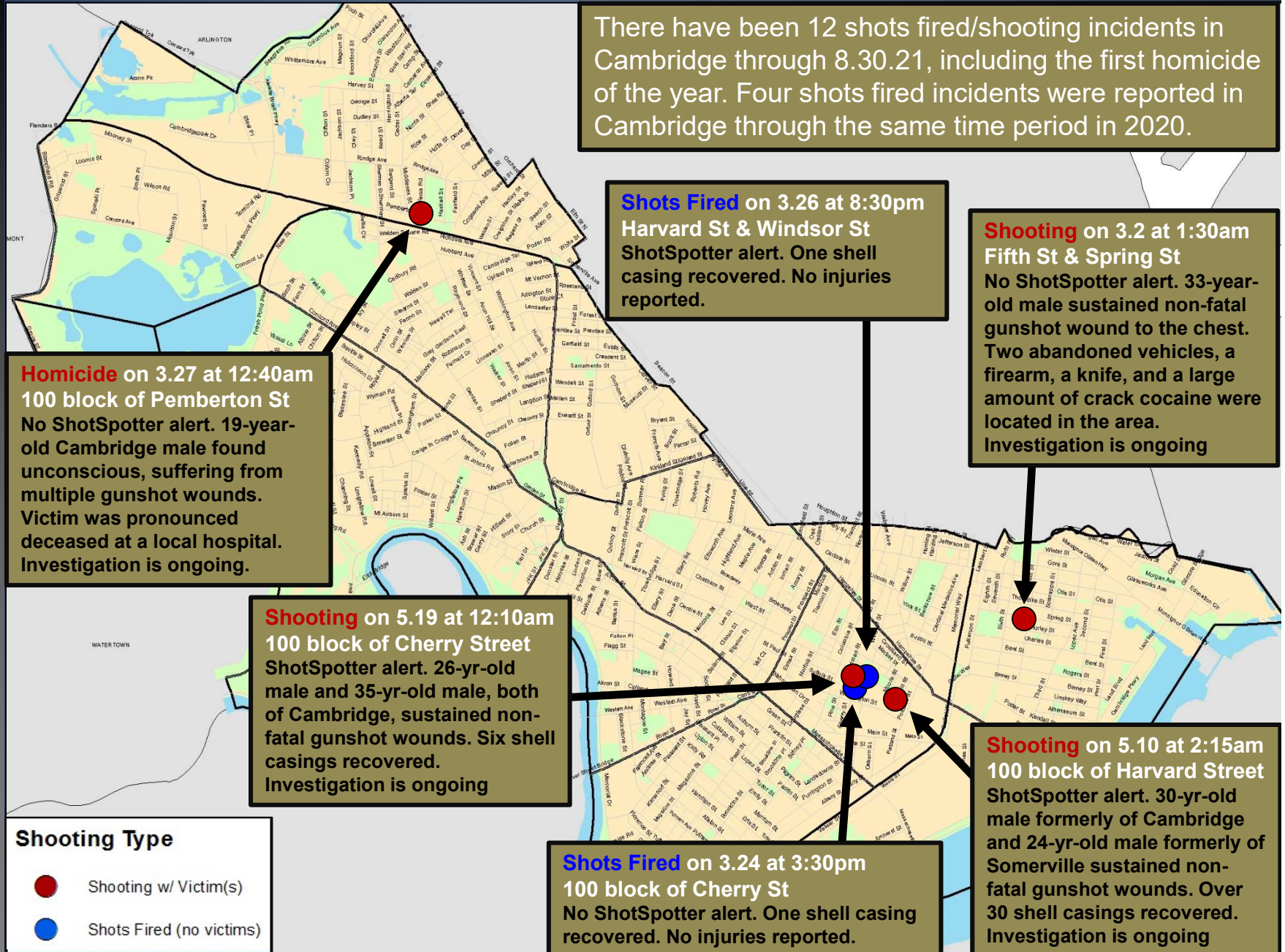
Geographic Breakdown of Aggravated Assault: 1.1.21 – 8.30.21





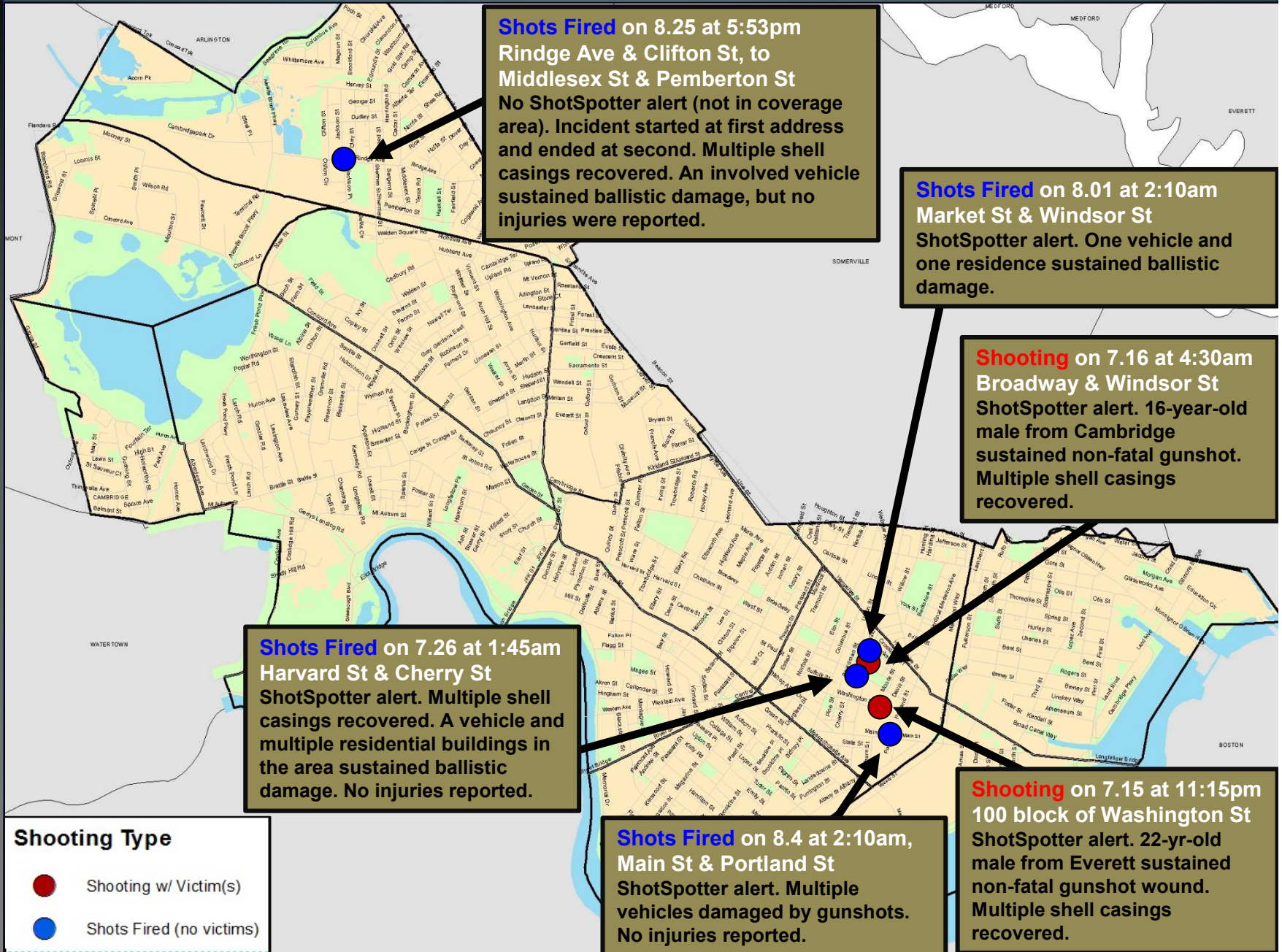
Shootings & Shots Fired in Cambridge: 1.1.21 – 6.30.21

There have been 12 shots fired/shooting incidents in Cambridge through 8.30.21, including the first homicide of the year. Four shots fired incidents were reported in Cambridge through the same time period in 2020.





Shootings & Shots Fired in Cambridge: 7.1.21 – 8.30.21





Robbery

No Patterns

- The five-year average for overall robbery in Cambridge for the first eight months of the year is 52 incidents. The total through August 30th of 2021 was 43 crimes, nine incidents (17%) below the number forecasted for that time period. Over the first eight months of 2021, the 43 robberies that were recorded also translated to a 7% decrease (three incidents) below the 46 robberies counted for the first 34 weeks of 2020.
- There were ten commercial robberies recorded in Cambridge during the first eight months of this year, two more than was counted during the same time period of 2020. Two were armed robberies of convenience stores, one in Riverside in January, and the other a shoplifting that escalated into an armed confrontation on March 1st in Harvard Square. Warrants have been served for the suspect in the Riverside incident. Three other commercial robberies were shopliftings that became confrontational at a jewelry store in East Cambridge in late February, a grocery store in Riverside in early March, and a drug store in Harvard Square at the end of April. The two commercial robberies that took place in May included a liquor store shoplifting-turned-robbery when the clerk was pushed (the suspect in this was stopped and summonsed for the crime) and a drug store robbery. Both commercial robberies in August ended in arrests, one at a Pizza Shop in the 1700 block of Mass Ave; the other at a nail salon in East Cambridge.
- Over the first eight months of 2021, there were 33 street robberies, five fewer (-13%) than in the same time period last year. After recording seven street robberies during July of 2021 only two incidents were reported in August. The first was on 8.1.21 when an altercation took place between two parties and one tried to steal the other's phone when it fell on the ground. The other was on 8.30.21 when the suspect attempted to force a victim to make a withdrawal from an ATM in Harvard Square.

Percent Change

Last 4 Weeks

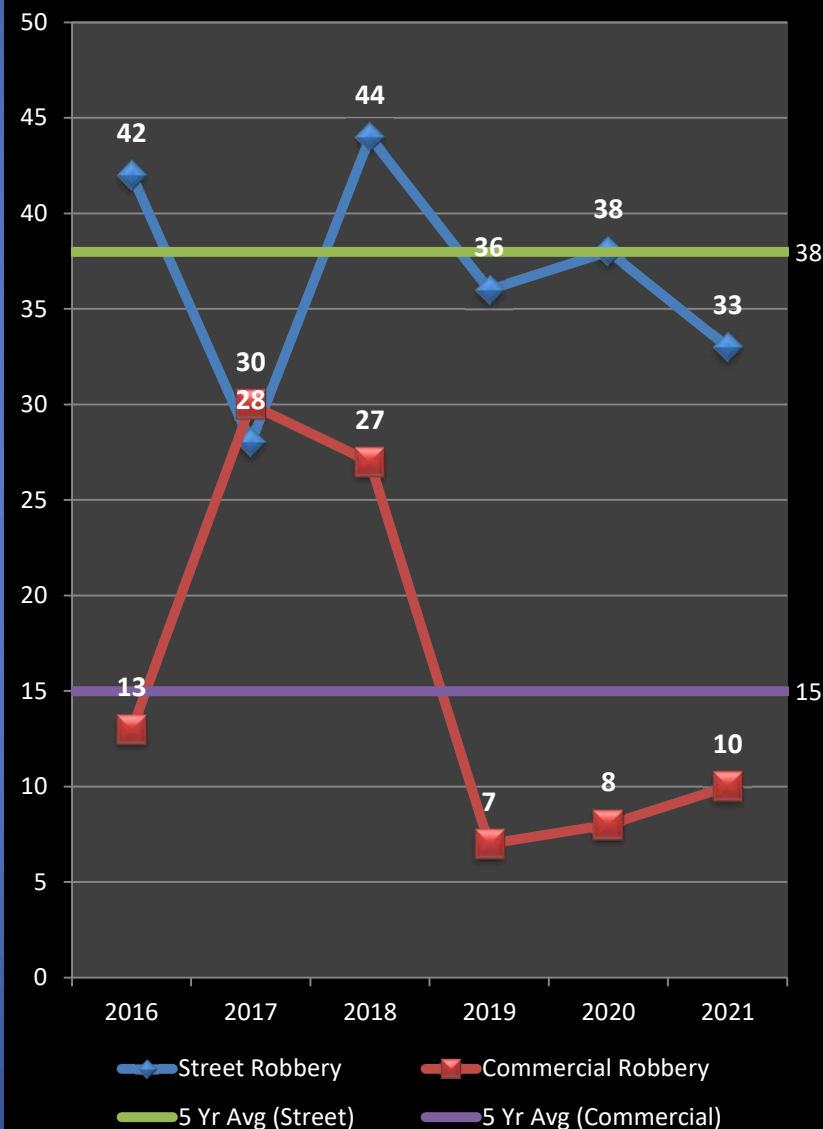
-57%

Previous Year

-7%

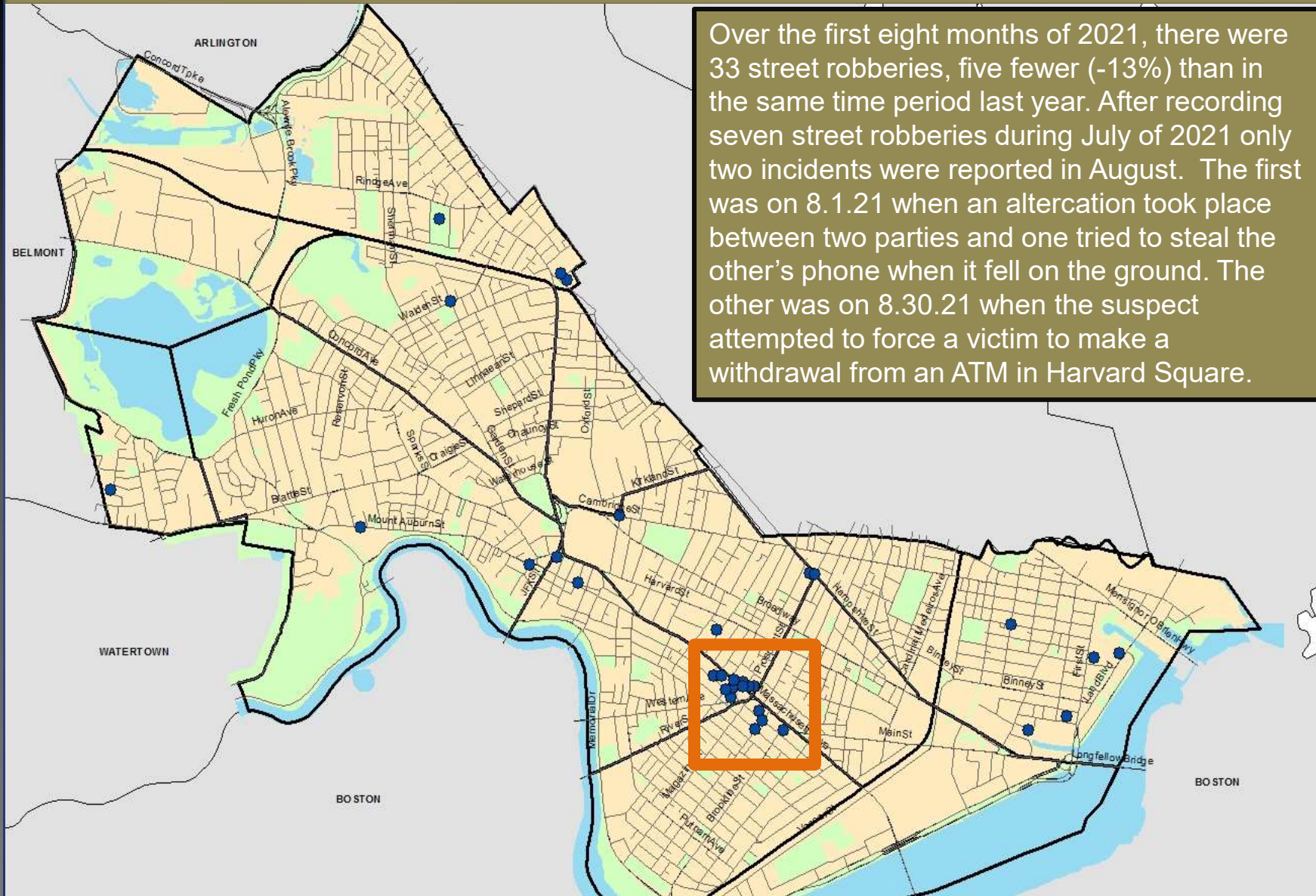
5-Year Average

-17%





Geographic Breakdown of Street Robbery : 1.1.21 – 8.30.21



Fifteen of the street robberies in 2021 have been in or on adjacent side streets near Central Sq. These incidents include: Eight robberies in the 500-800 block of Mass, six robberies in the Pearl/Green/Franklin/Pleasant St area and one robbery on Temple St.



Burglary

No Patterns

- The property index crime of burglary, the combination of residential and commercial breaks, has recorded a slight increase of 1% in 2021 above the first eight months of last year. When measured versus the five-year average of 144 burglaries, the total of 138 incidents in 2021 indicates a minor decline of six incidents (-4%).
- Since the start of the COVID-19 period, the crime of commercial burglary has been on the rise. Commercial breaks in 2021 have increased by 36% when compared with the first eight months of 2020 and have vaulted upward 62% over the forecasted number for the first 34 weeks of the year. A prolific, habitual offender was arrested and linked to a number of commercial breaks throughout the lower half of the City in July.
- A pair of professional thieves were active during June, accounting for the 333% increase over May. One party was arrested on warrants and summonsed for numerous other breaks. The other was arrested during the commission of a break in early June and has since been tied to additional commercial and residential breaks.
- A breakdown of commercial breaks through August 30th of 2021 by business area: Bay Square – 13 (9 over the Summer); Central Square – 11; Harvard Square – 8; Alewife – 6; 1500 to 1900 Mass Ave – 5; Kendall/MIT – 5; Galleria/East – 5; Inman Square – 4; and Cambridgeport/Riverside – 3.
- Currently, there are no housebreak patterns in Cambridge. For the first eight months of the 2021, a solid decrease of 16% has been recorded, with 15 fewer crimes reported. Sixty of the 78 housebreaks counted in 2021 have been in the lower-half of the City below Harvard Square.

Percent Change

Last 4 Weeks

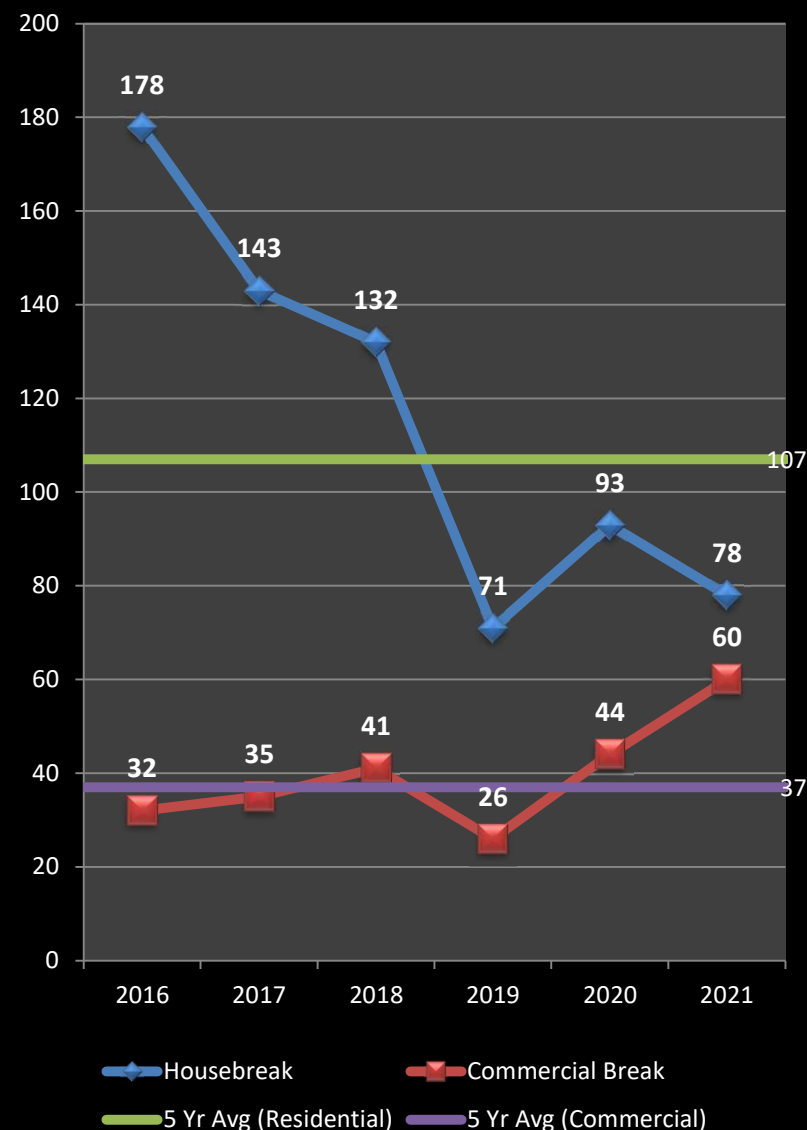
-29%

Previous Year

+1%

5-Year Average

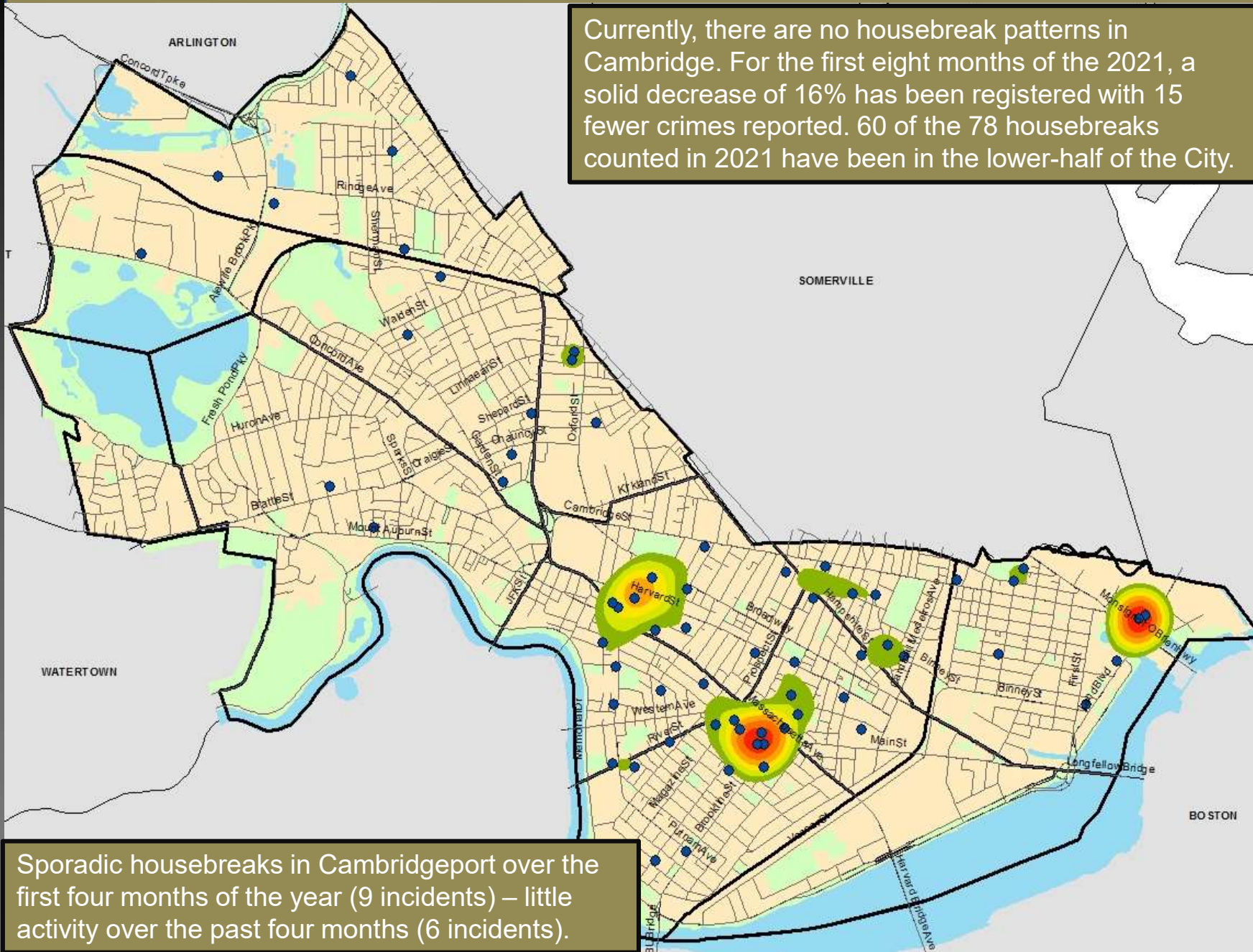
-4%





Geographic Breakdown of Housebreaks: 1.1.21 – 8.30.21

Currently, there are no housebreak patterns in Cambridge. For the first eight months of the 2021, a solid decrease of 16% has been registered with 15 fewer crimes reported. 60 of the 78 housebreaks counted in 2021 have been in the lower-half of the City.



Sporadic housebreaks in Cambridgeport over the first four months of the year (9 incidents) – little activity over the past four months (6 incidents).



LARCENY

No Patterns

- **Overall larceny through 8/30/21 registered at 1,273 incidents, 8% above the same time frame in 2020.** The total of 1,273 larcenies reported year-to-date in 2021 is also 10% above the 5-year average of 1,161 incidents through 8/30.
- **The larceny from motor vehicles total for the first eight months of 2021 is 309 incidents, which is 49% above the total for the same time period in 2020.** The 309 thefts reported also indicates an increase of 122 incidents (+65%) above the number forecasted through the first 34 weeks of 2021. Much of this upsurge can be attributed to the large number of catalytic converter thefts that occurred in January, February and August.
- **Through August 30, 2021, there have been 60 larcenies from the person reported in Cambridge, up by 1 incident (2%) when compared to the same time period in 2020.** Although similar to 2020, this is down 35% from the 5-year average of 92, likely due to the pandemic. Central Square has seen the most activity this year with 36 incidents.
- **There have been 85 larcenies from buildings reported through August 30, 2021.** This is 4 incidents (4%) below the same time frame in 2020 and 63 incidents (43%) below the 5-year average. With gyms and public buildings closed or at limited capacity for a good portion of the beginning of the year, it is no surprise that this category has decreased.
- **Larcenies from residences are up 3% (6 incidents) through August 30, 2021, when compared with the same time in 2020.** Package thefts have made up the majority of this crime type in recent years and have registered even higher than average in 2020 and 2021, likely due to the high volume of deliveries during the pandemic. Package thefts have accounted for 163 (or 67%) of the 245 larcenies from residences in 2021.
- **Larceny of bicycles continues to be one of the major property crimes seen in 2021, with 33 more bike thefts reported in 2021 than during the same time frame in 2020 (+9%).** Bike thefts are also up 38% (108 thefts) over the five-year average. North Cambridge has seen the most bike thefts year-to-date with 74 incidents (19% of the citywide total of 396), followed by Cambridgeport with 67.

Percent Change

Last 4 Weeks

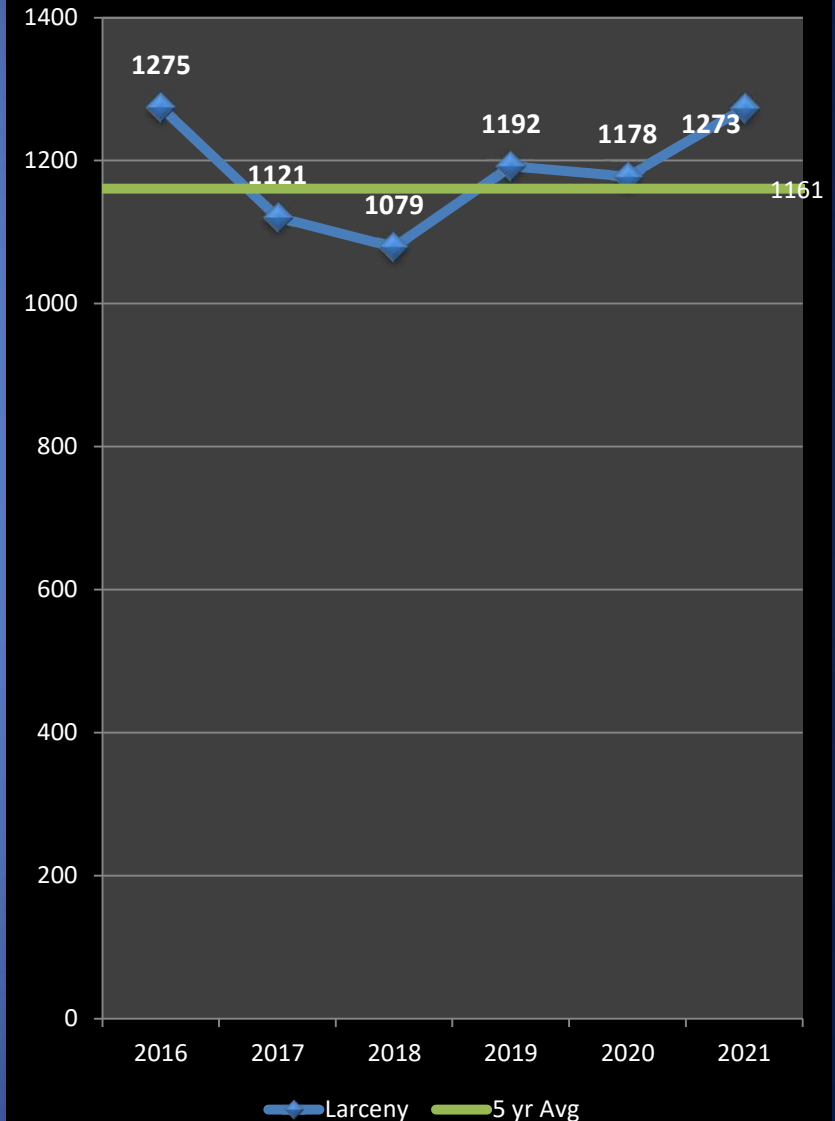
-1%

Previous Year

+8%

5-Year Average

+10%





LARCENY From MV

Sporadic Pattern

- The 309 thefts from cars reported over the first eight months of 2021 indicates an increase of 122 incidents (+65%) above the number forecasted through August 30th of 2021. When measured against the total for the first eight months of last year, a 49% increase has been recorded with 101 additional incidents counted. There was a measurable increase of 16 incidents in August (+42%) when measured against the previous month's total.
- The neighborhoods with the highest larceny from motor vehicle totals so far in 2021 are: Mid-Cambridge (55); Cambridgeport (54); North Cambridge (37); Riverside (33); Inman/Harrington (28); and Peabody (27). The neighborhoods with the lowest totals through the first eight months of this year are the MIT and Strawberry Hill neighborhoods, with 2 each.
- Catalytic converter thefts had been a regional issue with Cambridge not experiencing any until a series of thefts were reported by residents primarily in the Cambridgeport neighborhood between January 17-18. Another surge of thefts occurred in the Inman-Harrington and East Cambridge neighborhoods over the first two weeks of February. After a nearly 3-month hiatus in converter theft activity, a pattern erupted during August with 25 thefts, most from Toyota Priuses (2004 to 2009 model years). The majority took place in Mid-Cambridge.

Percent Change

Last 4 Weeks

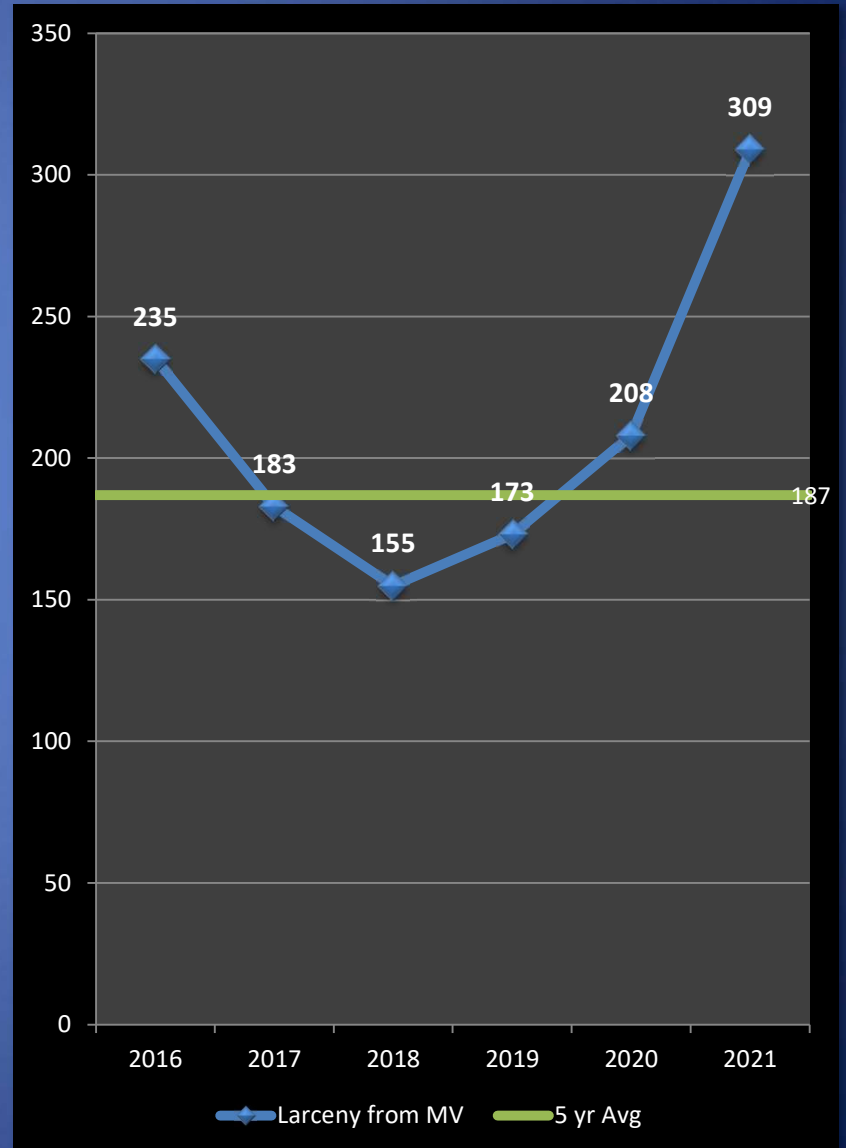
+42%

Previous Year

+49%

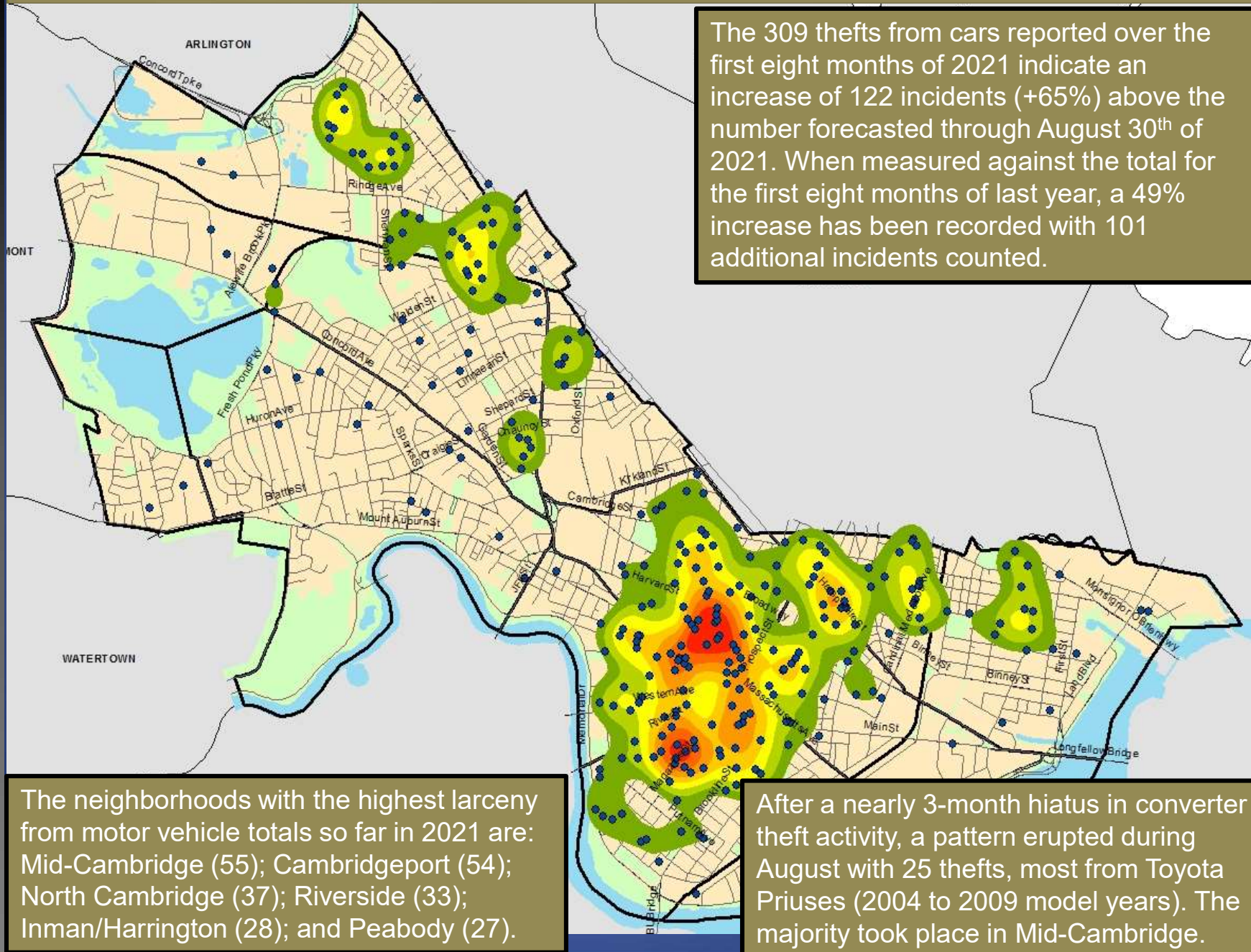
5-Year Average

+65%





Geographic Breakdown of Larceny from MV: 1.1.21 – 8.30.21





LARCENY *from Person*

No Patterns

- Through August 30, 2021, there have been 60 larcenies from the person reported in Cambridge, up by one incident (2%) when compared to the same time period in 2020. When compared to the 5-year average, there has been a decrease of 32 incidents (-35%). The sizeable decrease below the 5-year average is mostly due to the lack of patronage at restaurants and stores in the city because of the pandemic.
- Central Square has seen by far the most activity this year with 36 incidents, followed by Porter Square with ten. There have only been seven larcenies from the person reported in Harvard Square thus far in 2021. This is highly unusual, but most Harvard Square larcenies from the person involve diners or students, neither of whom have been out in full force in the past year. The numbers citywide are considerably lower than we would expect because of the numerous COVID-related closures of and restrictions at restaurants and shops across the city, where we typically see the majority of this crime type occur. The higher numbers in Central Square are mainly due to grab-and-run situations or incidents that involve individuals who are homeless whose property may have been stolen while they were asleep or otherwise distracted.
- The most common situations in which property has been stolen thus far in 2021 are thefts of nearby but unattended property (22) and thefts while shopping (14).
- There have been seven suspects developed for this crime type throughout the first eight months of the year. Often when it comes to larcenies involving victims or perpetrators who are unhoused, the suspect is sometimes known but parties are not always cooperative or accessible for follow-up.

Percent Change

Last 4 Weeks

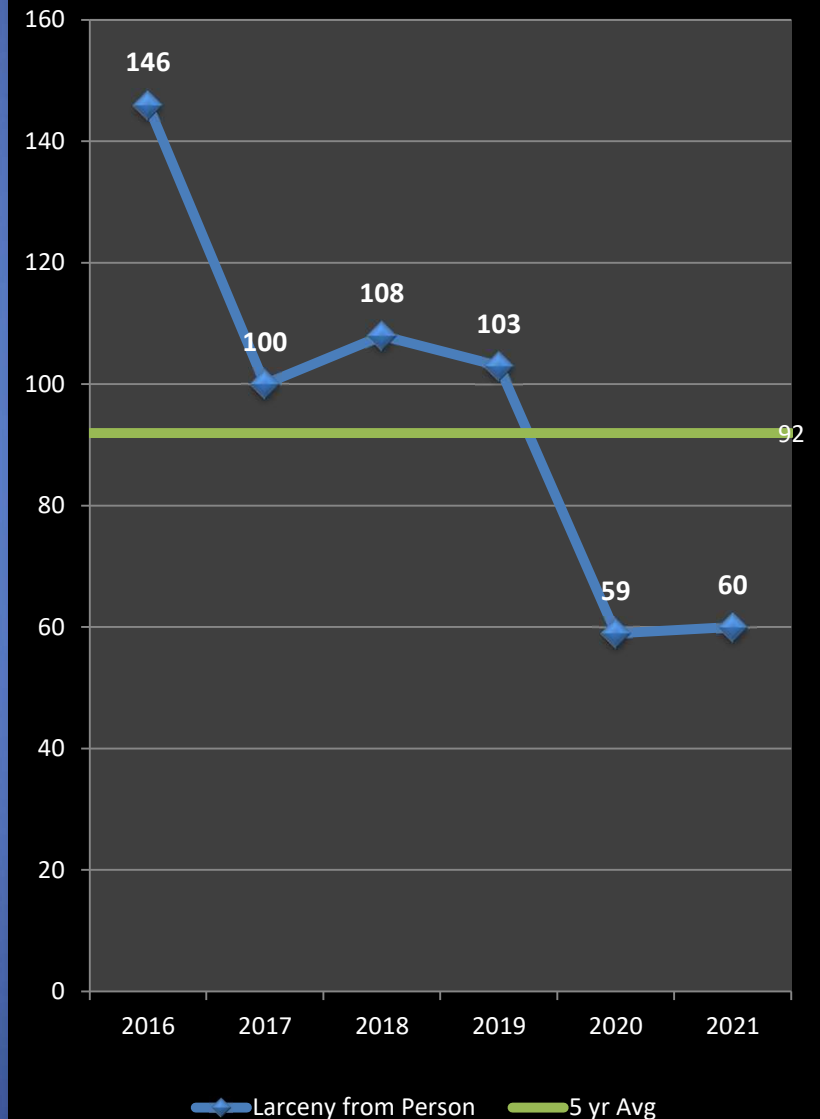
+0%

Previous Year

+2%

5-Year Average

-35%





LARCENY of Bicycle

No Patterns

- Bicycle thefts continue to be one of the major property crimes seen in 2021, incurring a 9% increase in 2021 when compared with the same time period in 2020, and up 38% (+108 thefts) above the 5-year average.
- Almost two-thirds of the bike thefts this year (or 64%) have taken place in the lower half of the city, with 253 of the 396 reported south/east of Harvard Square. However, there are hot spots in North Cambridge and the Highlands that account for a large number of the thefts in the northern part of the City.
- Although the majority of bicycles tend to be stolen from streets, sidewalks, and yards, similar to last year we continue to see an increase in thefts from personal garages, parking garages, and building storage areas.
- Of the 396 bike thefts reported thus far in 2021, 314 (79%) were reportedly locked at the time of the theft.
- A few individuals who are homeless have been found in possession of bikes that were reported stolen this year.

Top Neighborhoods for Bike Theft in 2021

Neighborhood	YTD Total	% Citywide
North Cambridge	74	19%
Cambridgeport	67	17%
East Cambridge	50	13%
Riverside	48	12%
Mid Cambridge	40	10%
The Port	27	7%

Percent Change

Last 4 Weeks

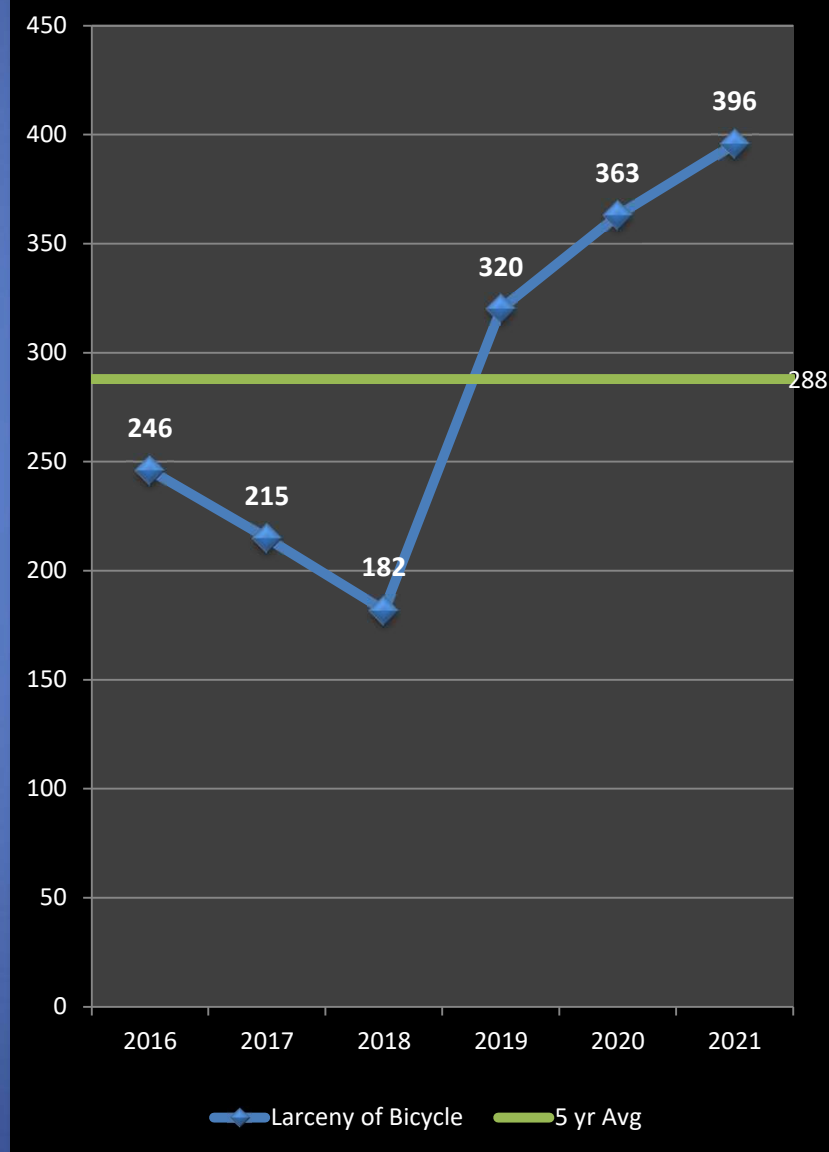
-24%

Previous Year

+9%

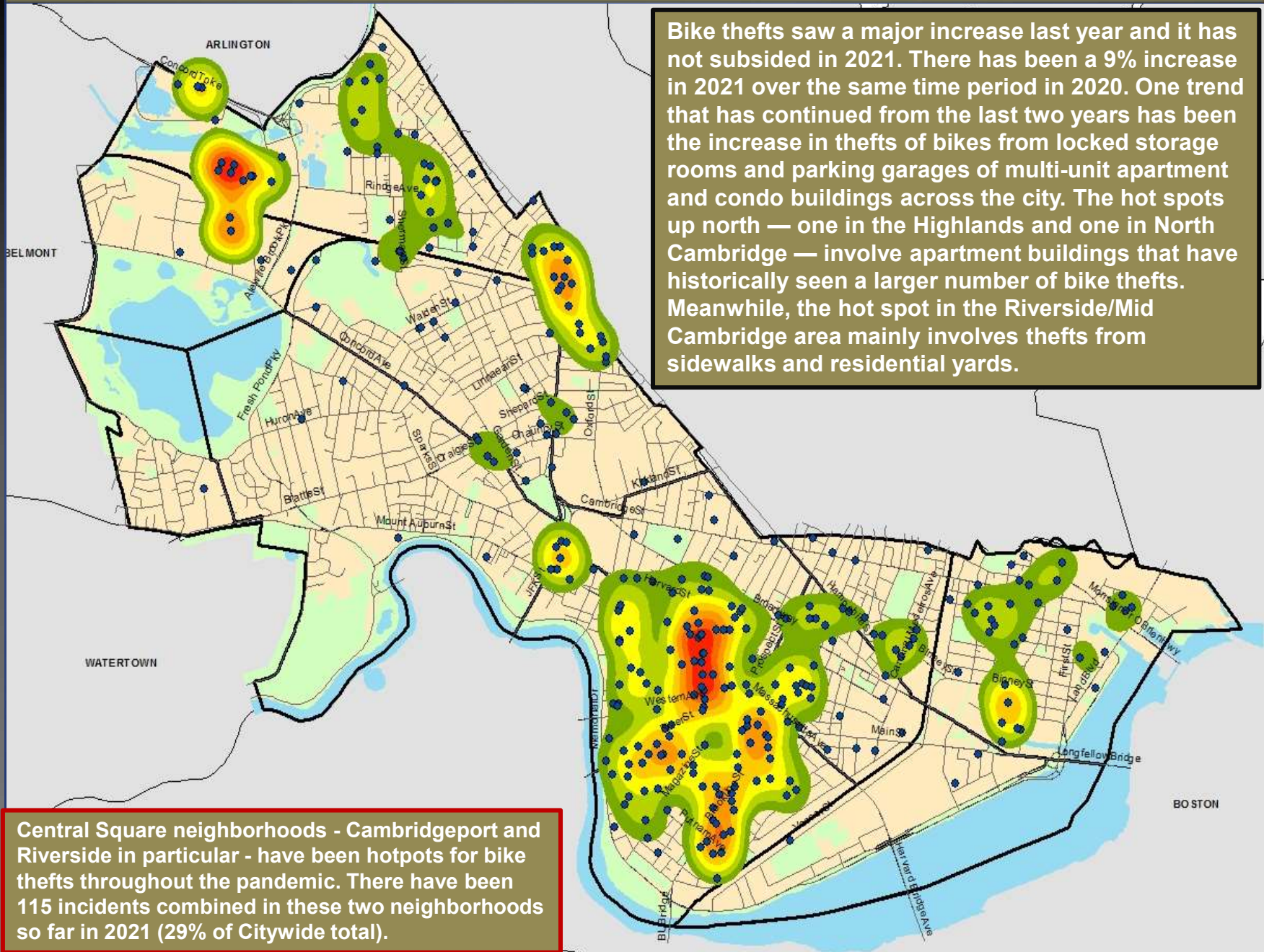
5-Year Average

+38%



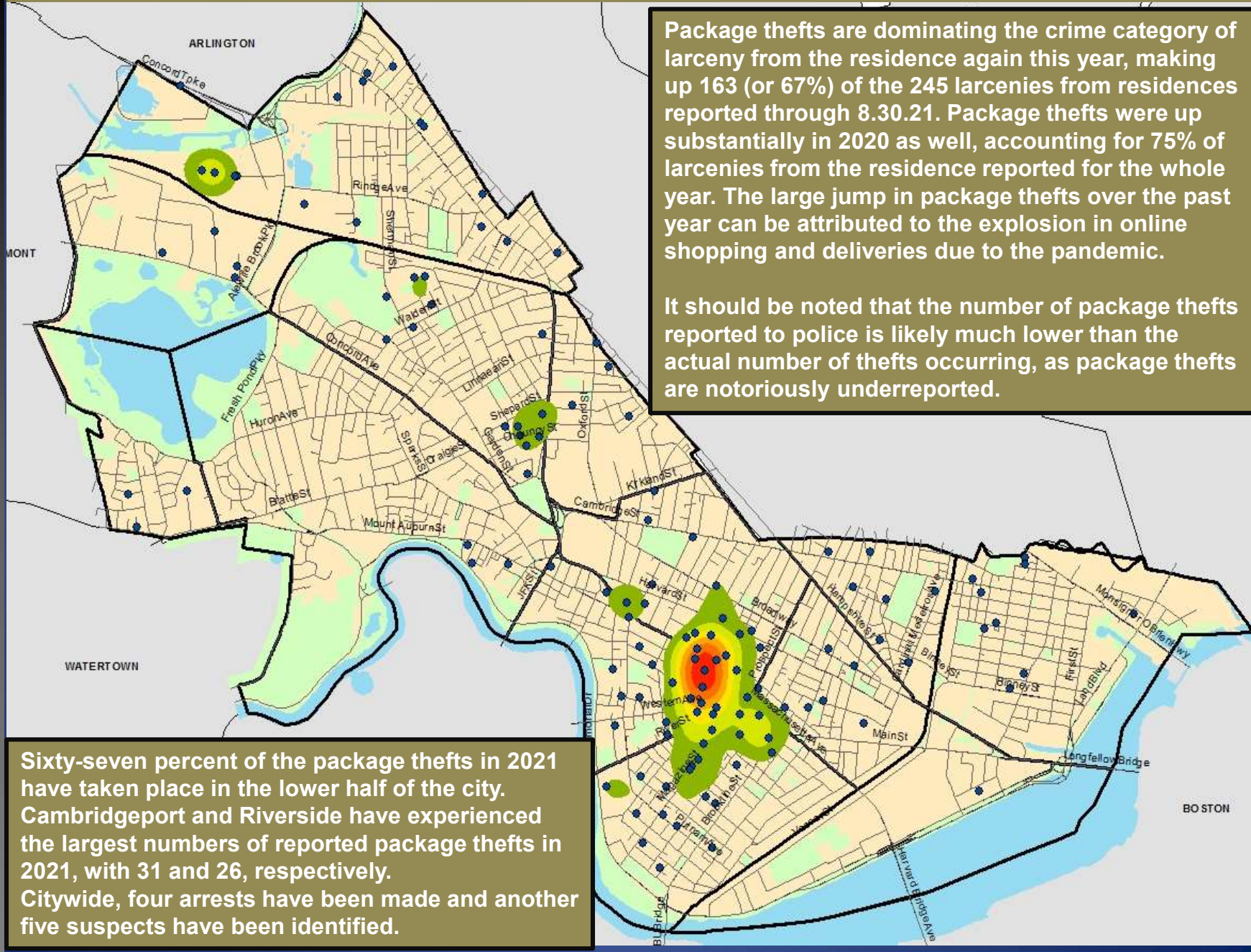


Geographic Breakdown of Larceny of Bicycles: 1.1.21 – 8.30.21



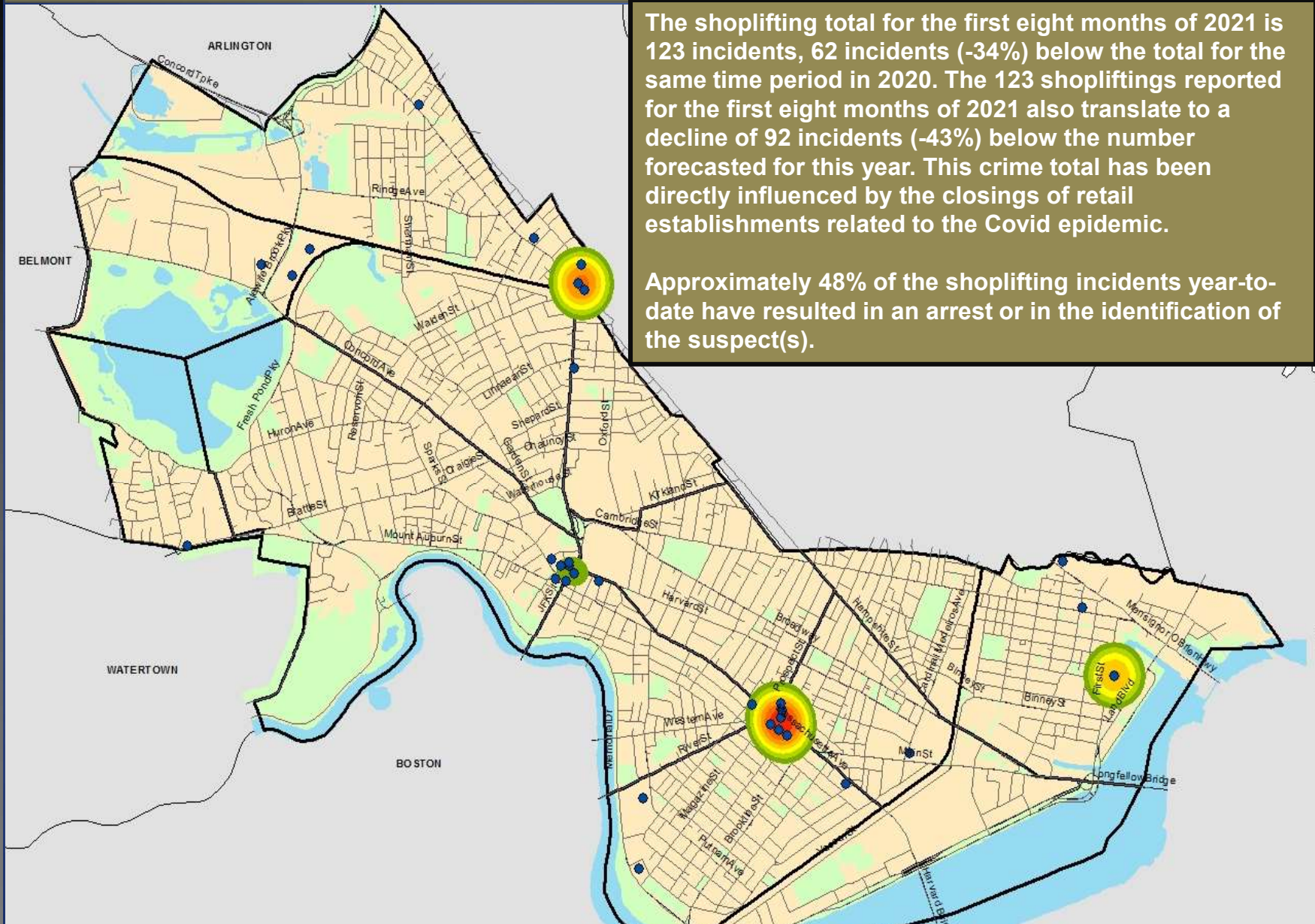


Geographic Breakdown of Package Thefts: 1.1.21 – 8.30.21





Geographic Breakdown of Shoplifting: 1.1.21 – 8.30.21



The shoplifting total for the first eight months of 2021 is 123 incidents, 62 incidents (-34%) below the total for the same time period in 2020. The 123 shopliftings reported for the first eight months of 2021 also translate to a decline of 92 incidents (-43%) below the number forecasted for this year. This crime total has been directly influenced by the closings of retail establishments related to the Covid epidemic.

Approximately 48% of the shoplifting incidents year-to-date have resulted in an arrest or in the identification of the suspect(s).

August
2021

The CambridgeSide Shopping Center has reported the most shopliftings this year with 21 incidents, followed by the Target in Central Sq with 15 thefts and the Porter Square Target with 10 shopliftings.



AUTO THEFT

No Patterns

- The projected 5-year weighted average for auto thefts through August 30th is 68, and with 77 reported in 2021 during this time, we are experiencing an increase of 13%. Auto thefts in 2021 are also up 22% over last year by 14 incidents.
- When comparing the previous four weeks (August) to the prior (July), there was a significant increase from 5 incidents to 20, or +300%. There had been a large increase from May to June due to an increase in scooter, moped, and motorcycle thefts, as is common with the warmer temperatures, but this trend dropped off in July. The resurgence of two-wheeled-vehicle thefts in August attributed to the 300% increase this month over July.
- Nine of the 57 thefts this year have been reported by auto rental businesses when their vehicles were not returned on time.
- The neighborhoods with the highest auto theft totals are: Riverside – 19, North Cambridge – 11, East Cambridge and Cambridgeport each with 10, and West Cambridge – 7. Meanwhile, Mid-Cambridge has 5, Agassiz recorded 4, Peabody and The Port each have 3, the Highlands and Inman/Harrington have 2 each, and MIT has 1.
- There have been 23 auto theft recoveries recorded so far in 2021 (30%).

Percent Change

Last 4 Weeks

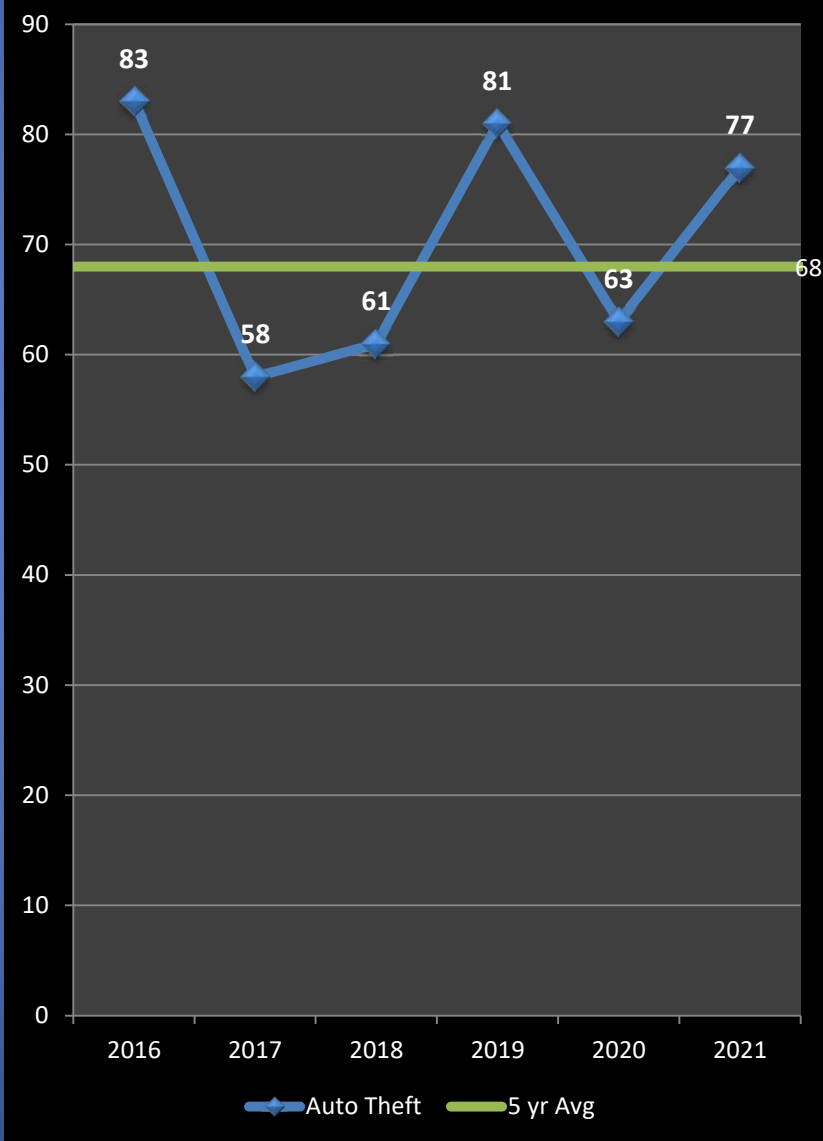
+300%

Previous Year

+22%

5-Year Average

+13%





Help Prevent Crime

And keep yourself informed!

To receive information from the CPD:

- Sign up with for the **Cambridge Alert Network**, to receive alerts about emerging crime patterns, neighborhood meetings, and crime prevention tips, by visiting www.CambridgeMa.gov/AlertNetwork.
- “Like” the Cambridge Police Department on Facebook at www.facebook.com/CambridgePolice
- Follow [@CambridgePolice](https://twitter.com/CambridgePolice) on Twitter.
- Visit our website at www.CambridgePolice.org for valuable information and reports including the Daily Log and BridgeStat, which is published on the first Friday of every month.
- Download our “MyPD” smartphone app at www.CambridgePolice.org/MyPD.

To Share Information with the CPD:

- Call our Non-Emergency Telephone Number at **617-349-3300**.
 - Every call for service generates a police response, so help drive our resources by reporting things that seem suspicious or out of the ordinary.
- Send an Anonymous TEXT-A-TIP:
 - Send an ANONYMOUS text message to **Tip411 (847411)**. Begin your message with Tip650 and then type your message. You will receive a response from the Cambridge Police with the option to continue communicating. Please remember that this is not a replacement for 9-1-1. **If you witness an emergency situation, please call 9-1-1 immediately.**
- Send an Anonymous Crime Tip E-Mail at www.CambridgePolice.org/Tips