



Cambridge Police Department BridgeStat

December 2019

Produced by the Crime Analysis Unit

****Preliminary 2019 Year-to-Date numbers are subject to change as data is finalized in the coming weeks.***



Part I Total Crime

The preliminary end-of-the-year serious crime number totals for Cambridge in 2019 reveals a significant decline of 5% recorded, with 109 fewer serious incidents in the City reported to the FBI when compared with the final count for 2018. When measured against the five-year average, a sizable 9% drop in the crime index has been registered. Further analysis reveals that this substantial downturn in criminal activity produced the lowest crime index total for the City in over sixty years.

The unofficial final breakdown of Part One crime statistics for the time period of January 1st to December 30th indicates that there were 2,274 serious crimes reported in the City through the second-to-last day of 2019. For the same time period in 2018, the combined total for Murder, Rape, Robbery, Aggravated Assault, Burglary, Larceny & Auto Theft was 2,383 incidents.

A deeper analytical dive into the crime totals for 2019 indicates that **violent crimes have recorded an 8% decrease** with 25 fewer incidents below the same time period in 2018. When measuring the property crime totals for 2019 against those of the same time period in 2018, the numbers reflect a sharp dip with 1,980 counted in 2019, which translates to the lowest property crime total in Cambridge since the 1950s.

	<u>4 Week Snapshot</u>			<u>Year to Date</u>			<u>Five Year</u>	
	11/5/19 - 12/2/19	12/3/19 - 12/30/19	Change	2018	2019	Change	Avg	Change
Total Violent Crime	26	20	-23%	319	294	-8%	300	-2%
Total Property Crime	130	125	-4%	2064	1980	-4%	2208	-10%
Total Part I Crime	156	145	-7%	2383	2274	-5%	2509	-9%



Part I Property Crime

The preliminary end-of-the-year property crime figures for 2019 points to a 4% decrease when measured against the 2018 totals and a 10% reversal below the five-year average, with 228 incidents under the 2,208 crimes forecasted for this time period. Eleven of the 14 property crime categories recorded either major and slender declines this year when measured against 2018. A 38% surge in larceny of bicycles represented the major rise in property crime trend identified in 2018. Property crimes registering downturns when compared with their five-year averages include: larceny from building (-24%); larceny from person (-9%), and larceny from motor vehicles (-27%). The year-end totals for housebreaks and larcenies from motor vehicles were the lowest numbers recorded for these crimes in the City since the 1950s.

	4 Week Snapshot				Year to Date				Five Year	
	11/5/19 - 12/2/19	12/3/19 - 12/30/19	Change		2018	2019	Change		Avg	Change
Burglary	11	17	55%		252	156	-38%		290	-46%
Commercial Break	2	5	150%		56	35	-38%		57	-39%
Housebreak	9	12	33%		196	121	-38%		232	-48%
Larceny	114	102	-11%		1701	1714	1%		1810	-5%
Larceny (Misc)	1	3	200%		46	38	-17%		42	-10%
Larceny from Building	21	13	-38%		272	223	-18%		294	-24%
Larceny from MV	13	12	-8%		270	239	-11%		329	-27%
Larceny from Person	11	10	-9%		166	164	-1%		180	-9%
Larceny from Residence	27	23	-15%		256	252	-2%		243	4%
Larceny of Bicycle	9	7	-22%		306	423	38%		328	29%
Larceny of Plate	1	0	-100%		23	18	-22%		25	-28%
Larceny of Services	1	2	100%		26	15	-42%		24	-38%
Shoplifting	30	32	7%		336	342	2%		346	-1%
Auto Theft	5	6	20%		111	110	-1%		109	1%
Total Property Crime	130	125	-4%		2064	1980	-4%		2208	-10%



Part I Violent Crime

The preliminary end-of-the-year figures for 2019 indicate an 8% decline for violent crimes in Cambridge with 25 fewer incidents reported. The projected five-year weighted average for violent crime in Cambridge for the year was 300 incidents. Through December 30th of this year, there were 294 violent crimes registered in the City, **which points to a 2% dip below the number forecasted.**

A major decrease in robberies has been measured this year with 26 fewer crimes reported in 2019, fueling a 26% downturn in this category of criminal activity over last year, and 20 incidents (-22%) recorded under the 93 robberies forecasted for the year. The total of 12 robberies classified as commercial in nature represents the lowest total for this crime in recent memory.

Four fewer rapes (-13%) below the same time period last year have been recorded through December 30th of 2018. Due to a number of factors and vagaries in the National Incident Based Reporting System, the final count in rapes for 2019 should be considered a preliminary number at the present time.

	4 Week Snapshot				Year to Date				Five Year	
	11/5/19 - 12/2/19	12/3/19 - 12/30/19	Change		2018	2019	Change		Avg	Change
Homicide	0	0	IN-CALC		1	1	0%		2	-50%
Rape	1	3	200%		32	28	-13%		29	-3%
Robbery	9	3	-67%		99	73	-26%		93	-22%
Commercial Robbery	3	0	-100%		37	12	-68%		32	-63%
Street Robbery	6	3	-50%		62	61	-2%		60	2%
Aggravated Assault	16	14	-13%		187	192	3%		177	8%
Total Violent Crime	26	20	-23%		319	294	-8%		300	-2%



MURDER

No Patterns

- There was one murder recorded in Cambridge in 2019.
- The Middlesex District Attorney's Office and the Cambridge Police are asking for the public's assistance regarding the ongoing investigation into the fatal incident that occurred in the New Street area of Danehy Park around 6:30PM on the night of January 2nd, 2019. This incident is being investigated as a homicide. The preliminary investigation suggests that the victim, 60-year-old Paul Wilson, died as a result of blunt force trauma and that robbery does not appear to have a motive.
- **UPDATE: On July 22, 2018, 15-year-old Richelle Robinson of Cambridge died following an assault in which she was shoved to the ground on Cambridge Street. The Office of the Chief Medical Examiner later ruled the cause of death to be blunt force trauma. On July 30, 2019, following an investigation by the Cambridge Police Department, the Massachusetts State Police, and the Middlesex District Attorney's Office, Isaias Plaza (4/7/00, homeless) was arraigned on charges of manslaughter and assault and battery causing serious bodily injury in connection with Robinson's death.**
- The last recorded homicide in 2017 was on the night of November 16th in the area of Tremont and Hampshire Streets, Malachi Mims, 28, of Cambridge was shot and taken to a local hospital where he was later pronounced dead.
- On December 31st, 2017, Kevin Reddick, a 17-year-old Cambridge resident, was arrested in Boston and charged in connection with the shooting death. On November 29th of 2018, the Middlesex DA's Office announced Osiris Chambers, 17, of Cambridge, was also arraigned in Middlesex Superior Court in connection with the shooting death of Malachi Mims.

Percent Change*

Last 4 Weeks

Previous Year

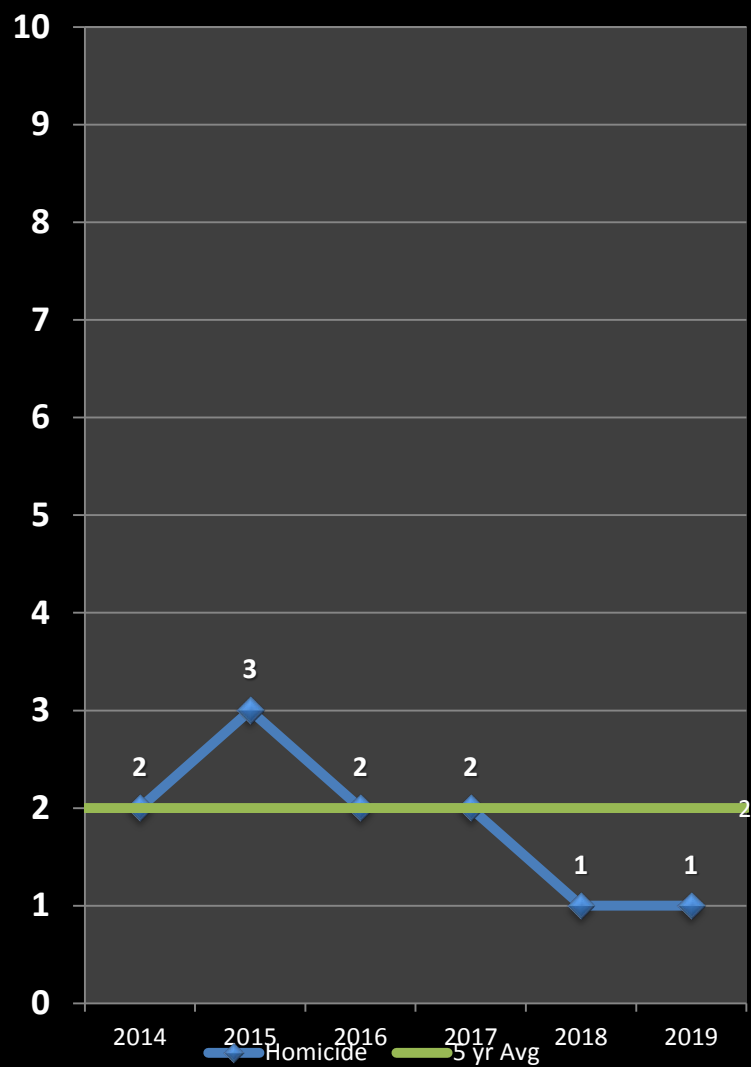
5-Year Average

In-Calc

0%

-50%

*IN -CAL: Percentages are not calculated for numbers so small as to present a statistically misleading percentage.





Characteristics of Murder in Cambridge

For the 30-year period between 1960 and 1989, the City of Cambridge averaged slightly less than five murders per year. The annual average since 1990 has fallen to approximately two per year. Trend analysis over recent years points to two recurring murder scenarios in Cambridge: domestic murder, in which one family member is brutally killed by another in a homicidal rage, and the murder of young males by a handgun or knife in acts of retaliatory street violence.

Cambridge Murder Statistics, 1990-2019

- 63 people murdered in 56 incidents (in 4 of the incidents, 2 or more people were killed)
- 42 victims were male
- 21 victims were female
- Most common weapons: handguns (29 incidents) and knives (13 incidents)
- 19 of the 56 cases are still under investigation or remain unsolved
- 27 of the 37 cases since 2000 have been cleared by arrest or by the death of the suspect, including all three murders in both 2013 and 2015, two in 2018, and one of the two murders in 2014 and 2017. There have been no arrests in the two murders in 2016.



Unsolved Murders: 1999 to 2018

Colin Burton, 30, of Dorchester, was shot and killed outside of Hi - Fi Pizza on Mass Ave in Central Square on September 18th, 1999. Burton was talking with the occupants of a Ford Explorer when the subject in the passenger seat fired through the window. Two suspects fled the scene. The case remains under active investigation.



September 18, 1999, Mass Ave



April 5, 2002, Mass Ave

Ian Gray, 19, of Mattapan, was in an argument outside of the Rhythm & Spice restaurant that spilled out onto Mass Ave. A suspect that had left the scene returned with a group of people and a fight ensued. A knife was produced during the altercation and four gunshots were fired, fatally wounding Gray. This case remains open.

On June 17th, 2002 at 7:00PM, **Ricardo Williams**, 27, of Malden, was found in the driver's seat of a motor vehicle suffering from a gunshot wound to his face. Williams was taken to CCH where he was pronounced dead. This case remains open.



June 17, 2002, Windsor St.



June 16, 2009, Rindge Ave

Jason Ellcock, 33, of Malden, formerly of Cambridge and father of three, was found with multiple gunshot wounds in front of the driveway to 364 Rindge Ave at 3:05 AM on the night of June 16th, 2009. He was pronounced dead at the scene. This incident remains under investigation.

****Anyone with information about these crimes is asked to contact CPD at 617-349-3370.****




Unsolved Murders: 1999 to 2018



March 12, 2011, Brookline St.

James Lauture, 30, of Cambridge, was sitting in a vehicle near Brookline and Watson Streets just after midnight on Saturday, March 12th, 2011, when an unknown gunman opened fire. The occupants in the car were able to drive to Central Square. Lauture died from multiple gunshot wounds. The other man in the vehicle survived. This case remains open.

On June 3rd, 2012, **Charlene Holmes**, 16, of Cambridge, was shot while sitting on a porch on Willow St. She later succumbed to her wounds at the hospital. The investigation into this incident remains active, but no arrests have been made to date.



June 3, 2012, Willow St



July 3, 2014, Windsor Street.

On July 3rd, 2014, at 10:00 PM, **Kensley David**, 22, suffered a single gunshot wound to the head while on Windsor Street. Investigators believe that the incident was not random. This case remains under investigation.

The first murder of 2016 in Cambridge occurred on the night of March 22nd when **Armando Hernandez Jr**, 30, of Belmont was killed by gunfire on Mt. Auburn St just before 10 PM. Area residents said they heard 10 or 11 gunshots. A second victim was hospitalized with a leg wound. This case remains under investigation.

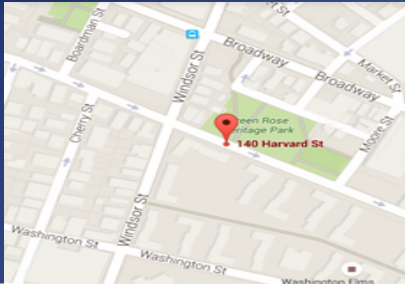


March 22, 2016, Mt Auburn St

Anyone with information about these crimes is asked to contact CPD at 617-349-3370.



Unsolved Murders: 1999 to 2019



June 25, 2016, 140 Harvard St.

On June 25th of 2016, Cambridge Police responded to a report of a shooting outside of 140 Harvard Street. Arriving officers discovered the victim, **Anthony Clay**, 49, of Cambridge suffering from a gunshot wound. The victim was transported to Massachusetts General Hospital where he was pronounced dead. This case remains under investigation.

At 3:40 a.m. on October 14, 2017, **Ednilson DaCosta**, 28, of Dorchester, was shot in a motor vehicle in the area of Windsor Street & Evereteze Way. He was pronounced deceased at a local hospital. Minutes later, another male was shot and killed in Somerville. On November 3, 2017, Tony Harris, 28, of Everett, was arrested for the Somerville homicide, but the murder of Ednilson DaCosta remains under investigation.



October 14, 2017, Windsor St.



January 2nd, 2019, Danahy Park

Around 6:30PM on the night of January 2nd, 2019, a fatal incident occurred in the New Street area of Danahy Park. This incident was classified s as a homicide. The investigation suggests that the victim, 60-year old **Paul Wilson** died as a result of blunt force trauma and that robbery does not appear to have been the motive

Anyone with information about these crimes is asked to contact CPD at 617-349-3370.



RAPE

No Patterns

- Preliminary counts indicate that there were 28 rapes reported through December 30th of 2019, four fewer (-13%) than the total through the same time period 2018. The five-year average for the year projected to 29 rapes being recorded in Cambridge, one above the 2019 total.
- Two sexual assaults were registered in March, three in May, two in June, four in July, seven in August, two in September, four in October, one in November 2019 and three acquaintance rapes counted in December
- Twenty-five of the 28 rapes in Cambridge in 2019 have been categorized in the following manner: eight of these incidents have been chronicled as domestic situations, and 17 were classified as acquaintance assaults.
- There were three stranger-to-stranger rapes in Cambridge in 2019, all classified as blitz scenarios. The first involved a pair of homeless subjects near Central Square at the end of May. The second was an early morning incident near Mass Ave in Central Square during the first week of September and remains under investigation. The third incident took place at a Club in Central Square in Mid-October and also remains under investigation.
- There were 29 rapes reported in Cambridge in 2018, up from the 19 incidents reported in 2017, which points to a 53% increase. When the 2018 total is measured against the five-year average for rapes annually in the city, a 26% uptick was recognized. Fourteen of the rapes in 2018 involved acquaintances, three were categorized as contact scenarios with the offender being someone the victim had met in a public place, ten were domestic situations, and two were classified as blitz assaults.

Percent Change*

Last 4 Weeks

+200%

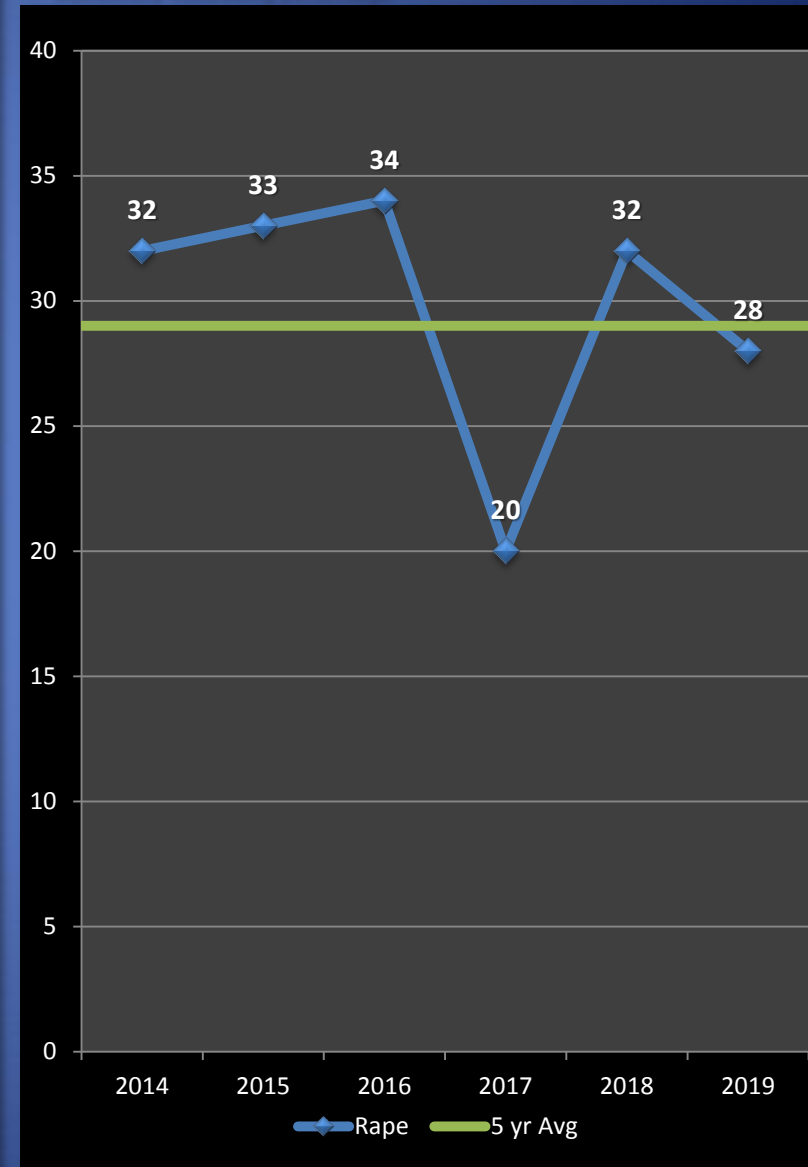
Previous Year

-13%

5-Year Average

-3%

*IN -CAL: Percentages are not calculated for numbers so small as to present a statistically misleading percentage.





AGGRAVATED ASSAULT

No Patterns

- When comparing the preliminary number total for aggravated assaults for 2019 with the same time frame in 2018, there has been a minimal increase of 3% in this violent crime category with 5 additional incidents counted. The total of 192 aggravated assaults reported this year was 15 crimes (+8%) above the projected five-year average of 177 assaults through December 30th.
- The 192 aggravated assaults reported through December 30th of 2019 were composed of the following classifications: 42 unprovoked scenarios; 42 domestic altercations; 27 assaults between acquaintances; 19 homeless assaults; 12 road rage incidents; 9 psychotic episodes; 9 tiffs between shop owners & patrons; 8 juvenile fights; 5 landlord/tenant disputes; 6 assaults on a police officer; 4 fights at a bar; 5 affray/brawls; and 4 workplace fights.
- There were 11 confirmed shots fired in Cambridge in 2019 through December 30th, six of which produced Shotspotter alerts. Three of the confirmed shootings were in the Port neighborhood. One of the most recent incidents in Cambridge took place at Hampshire St & Windsor St on 10.12.19. Multiple shell casings were recovered but no injuries were reported. This incident remains under investigation.
- Only one of the 11 shots fired in Cambridge in 2019 resulted in any injuries. This shooting, which took place at 3:30am on 5.12.19 in Harvard Square, resulted in one victim with non-fatal injuries. Three Somerville males were later arrested in connection with the incident. The remaining ten shots fired incidents did not result in any injuries.

Percent Change

Last 4 Weeks

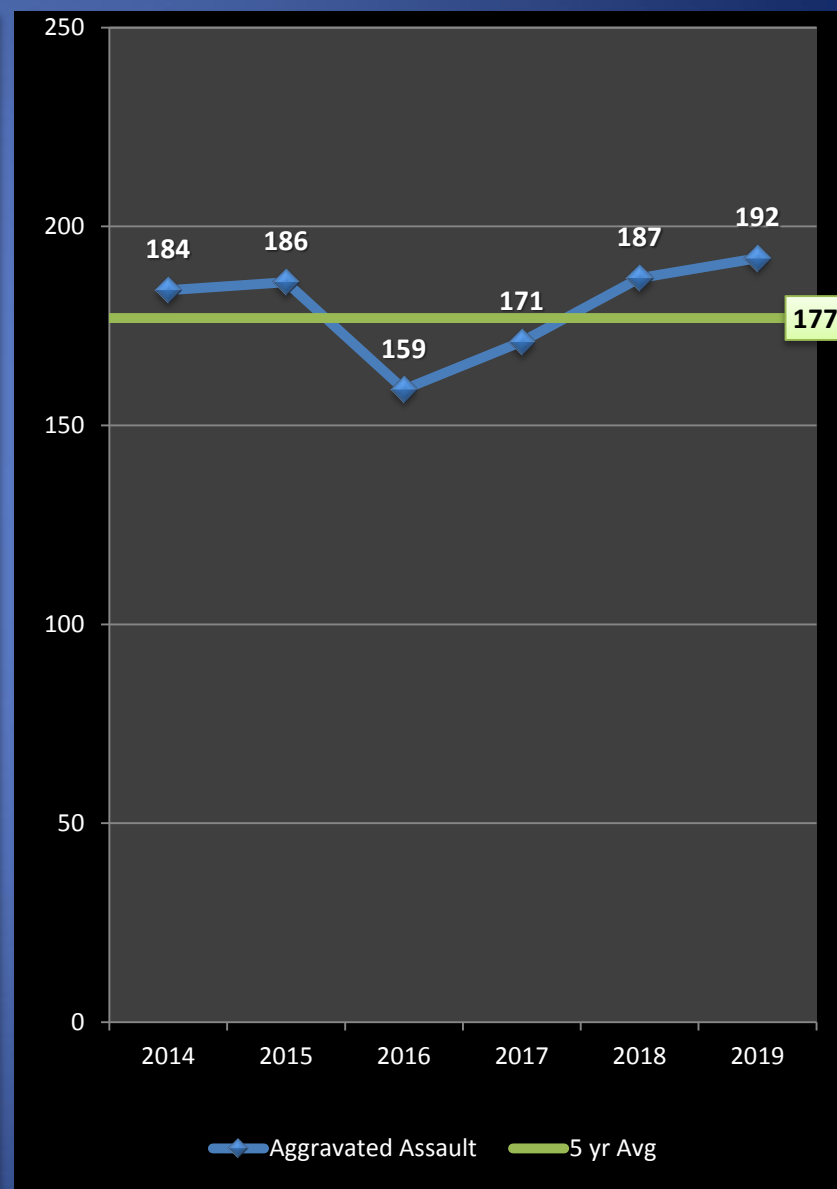
-13%

Previous Year

+3%

5-Year Average

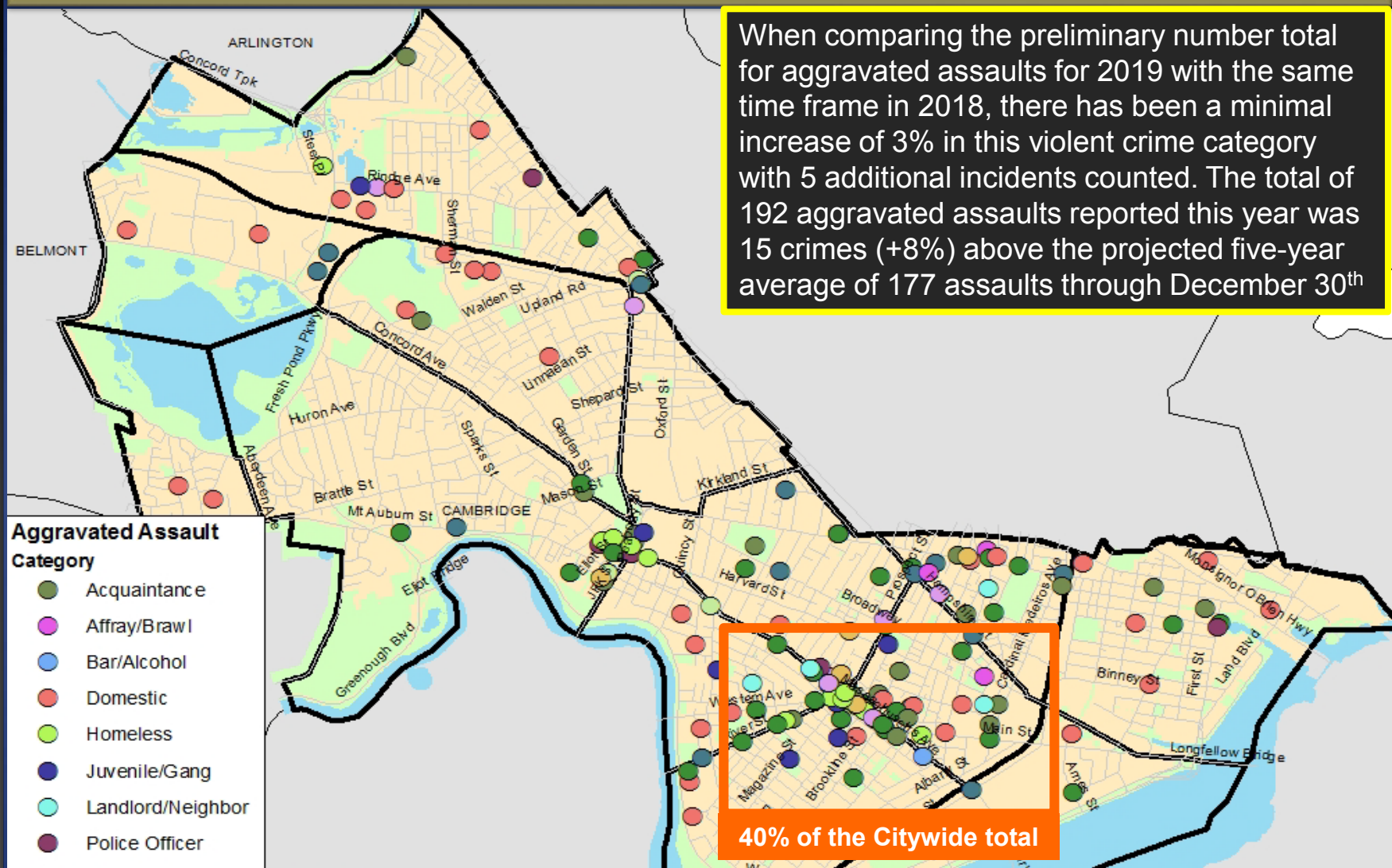
+8%





Geographic Breakdown of Aggravated Assaults: 1.1.19 – 12.30.19

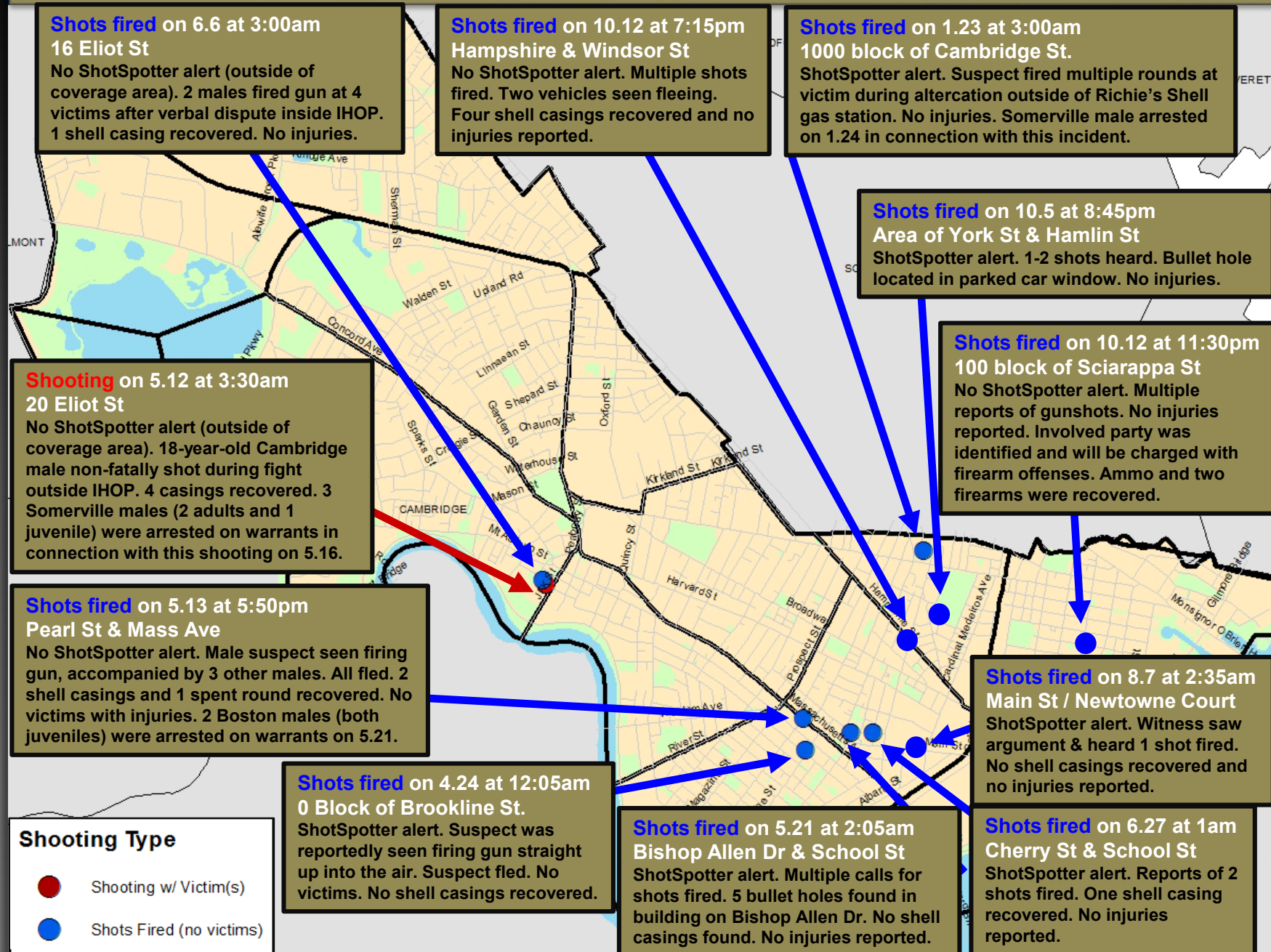
When comparing the preliminary number total for aggravated assaults for 2019 with the same time frame in 2018, there has been a minimal increase of 3% in this violent crime category with 5 additional incidents counted. The total of 192 aggravated assaults reported this year was 15 crimes (+8%) above the projected five-year average of 177 assaults through December 30th



Breakdown of Aggravated Assaults in and around Central Square through December 30th of 2019: 19 unprovoked; 14 acquaintance; 10 homeless; 8 domestic; 4 psychotic episodes; 5 shop owner/patron; 4 juvenile; 3 bar / alcohol; 3 affrays; 3 landlord/neighbor; 1 workplace and 1 police officer.



Shootings & Shots Fired in Cambridge: 1.1.19 – 12.30.19





Robbery

No Patterns

- Unofficial statistics for 2019 indicate that the five-year average for overall robbery in Cambridge for the year was 93 incidents. Through December 30th of 2019, 73 robberies were registered, which translates to a 22% decrease below the projected total and a 26% nosedive of 26 robberies (-26%) when measured against the same time frame in 2018.
- Seven commercial robberies this year were categorized as shopliftings that escalated into violent confrontations. These crimes occurred at the CambridgeSide Mall on January 25th; in Harvard Square on February 26th; at a drug store in Porter Square on March 11th; at a Mass Ave gas station on March 30th; at the CVS in Harvard Square on July 6th, the Target in Porter Square on July 19th and an incident at a liquor store on Cambridge Street on August 14th.
- The first commercial robbery pattern of 2019 was identified at the end of November when, on two consecutive weekends, gas stations were robbed by a knife-wielding or knife-threatening suspect with matching descriptions. A third incident at a retail store on Cambridge Street on 11.29.19 may also be related to this series.
- The total of twelve robberies classified as commercial in nature represents the lowest total for this crime in 50 years and for the first time in recent memory there was not a bank robbery committed in Cambridge for the entire year of 2019.
- Through December 30th of 2019, there were 61 street robberies, one incident (-2%) below the same time period last year. There were three unrelated street robberies in November concentrated around the neighborhoods of Central Square.
- Eleven street robberies were reported during September of 2019. Six of these incidents were in Mid Cambridge and were designated as a distinct series forming the first and only street robbery pattern of 2019. Two of the muggings involved delivery drivers while four others were of males walking between Harvard St & Broadway during the PM hours. There were two arrests ending this pattern.

Percent Change

Last 4 Weeks

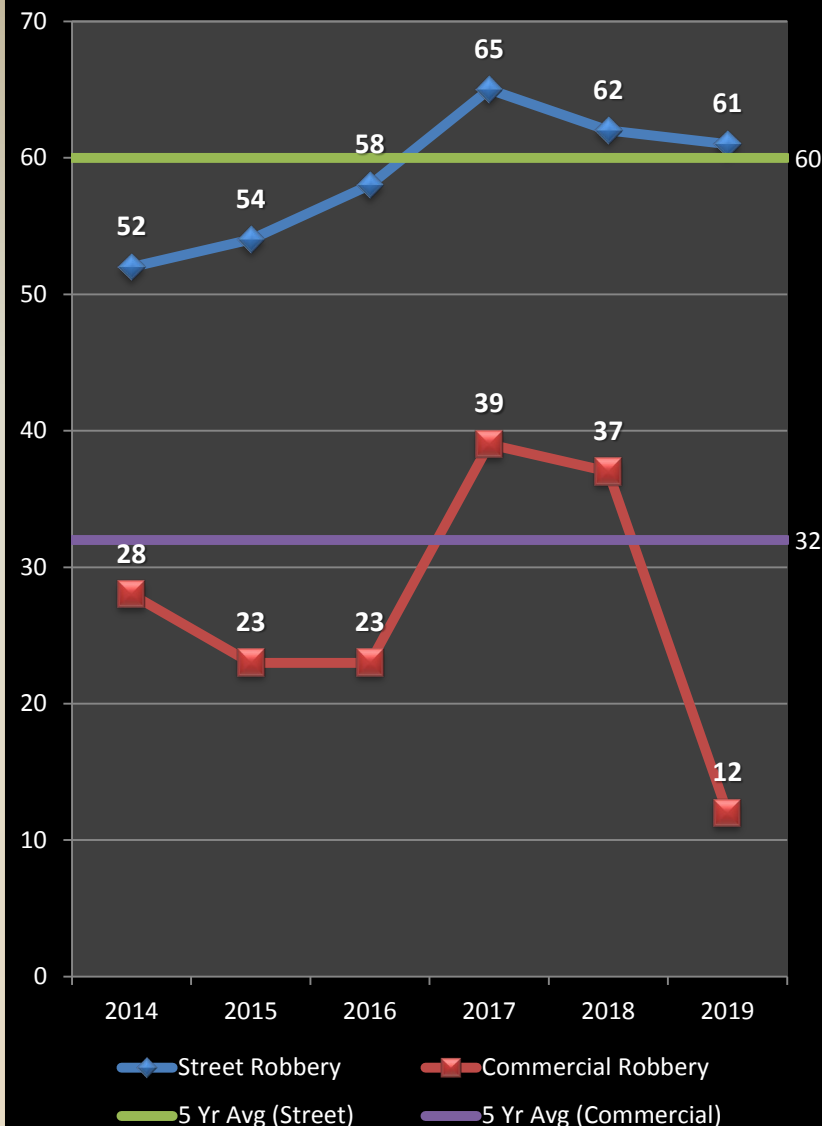
-67%

Previous Year

-26%

5-Year Average

-22%





Geographic Breakdown of Commercial Robberies: 7.1.19 – 12.30.19

Cambridge Police BridgeStat

Strong arm at convenience store on Mass Ave on September 11th at 8PM.

Three local teens summonsed.

Retail robbery in Harvard Square on July 6th at 11:45pm - shoplifting escalation

Retail robbery - shoplifting escalation at Target in Porter Square on July 19th at 4PM

The first non-shoplifting commercial robbery at a convenience store near Porter Square on June 13th; an arrest was made. On the 11th of September, three North Cambridge teens were summonsed for a confrontation with a clerk at a Mass Ave convenience store. No commercial robberies were reported anywhere in Cambridge in October or December.

Retail robbery at Liquor Store – August 14th at 5PM - shoplifting escalation

Premise Type

- Convenience Store
- Department Store
- Drug Store
- Gasoline Station
- Liquor Store

The first commercial robbery pattern of 2019 was identified at the end of November when, on two consecutive weekends, gas stations were robbed by a knife-wielding or knife-threatening suspect with matching descriptions. A third incident at a retail store on Cambridge Street on 11.29.19 may also be related to this series. Nothing new was reported in this series in December.



Geographic Breakdown of Street Robberies: 9.1.19 – 12.30.19

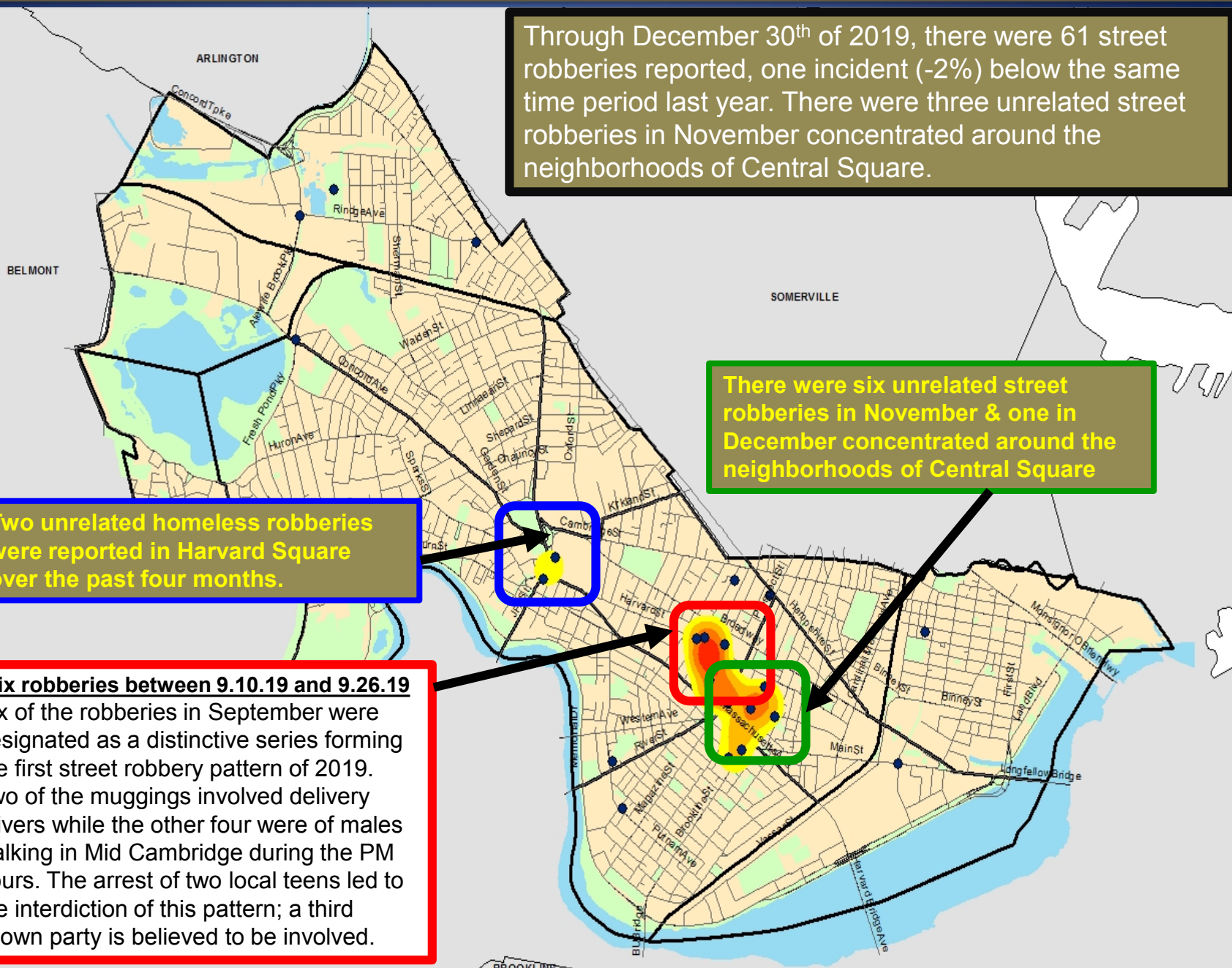
Through December 30th of 2019, there were 61 street robberies reported, one incident (-2%) below the same time period last year. There were three unrelated street robberies in November concentrated around the neighborhoods of Central Square.

There were six unrelated street robberies in November & one in December concentrated around the neighborhoods of Central Square

Two unrelated homeless robberies were reported in Harvard Square over the past four months.

Six robberies between 9.10.19 and 9.26.19

Six of the robberies in September were designated as a distinctive series forming the first street robbery pattern of 2019. Two of the muggings involved delivery drivers while the other four were of males walking in Mid Cambridge during the PM hours. The arrest of two local teens led to the interdiction of this pattern; a third known party is believed to be involved.





Burglary

No Patterns

- Preliminary end-of-the year numbers for the property index crime of burglary, the combination of residential and commercial breaks, point to a rock-solid drop of 46% below the five-year average, with 134 fewer incidents reported below the projected total of 290 breaks. When compared with last year's historically low total of 245 incidents through December 30th of this year, a lesser, but still substantial decrease of 38% has been recorded.
- Currently, there are no commercial burglary patterns, hot spots, or concentrations active in Cambridge. A historically low total of 35 incidents were registered through December 30th of 2019, which translates to a substantial 38% decline below the number through this time in 2018.
- Housebreaks free-fell 38% when measured against the total for 2018, with 75 fewer incidents. A decline of 48% was also recorded below the forecasted total of 232 housebreaks through December 30th of this year.
- During the middle of March, the Crime Analysis Unit was monitoring a series of late afternoon / early evening breaks in Cambridgeport where entry into residences was gained by forcing side windows, and laptops and jewelry were targeted. After a three-week hiatus in this activity, the CAU designated this pattern as having been eradicated.
- There have been over 200 fewer housebreaks in Cambridge this year than in 2015 when a series of patterns by known offenders were operative throughout the City.

Percent Change

Last 4 Weeks

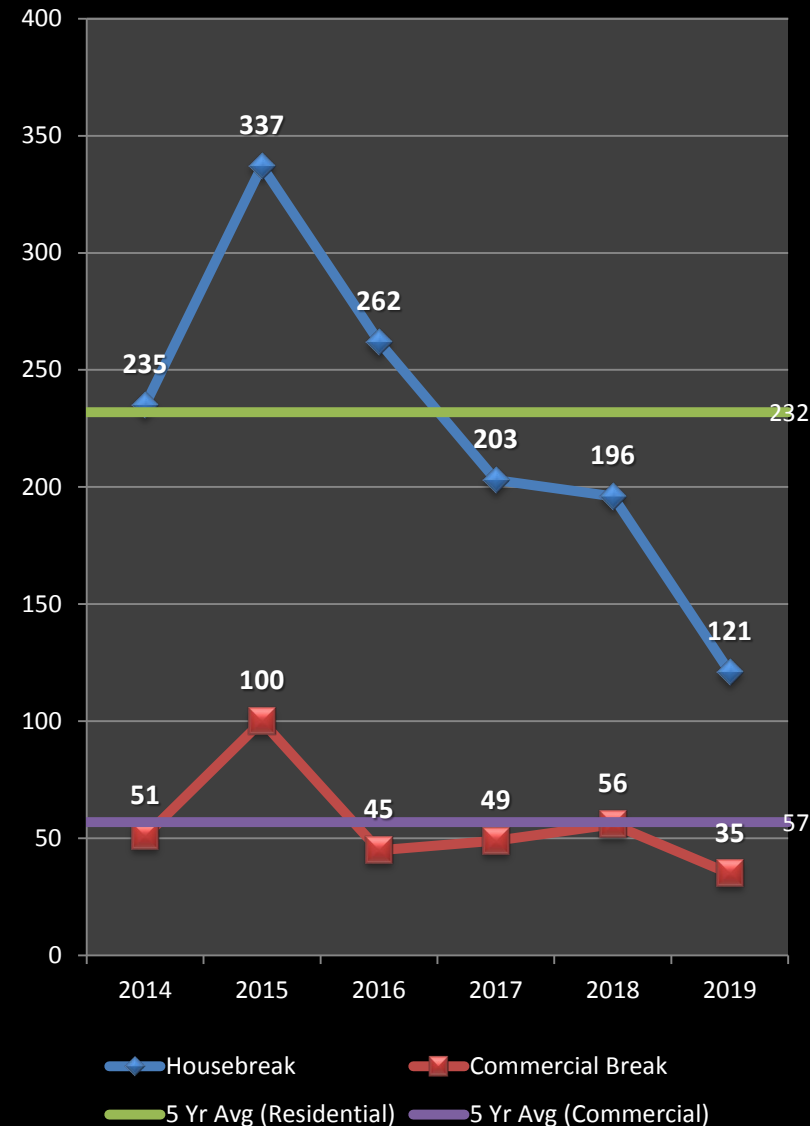
+55%

Previous Year

-38%

5-Year Average

-46%





Geographic Breakdown of Housebreaks: 10.1.19 – 12.30.19

Cambridge Police BridgeStat

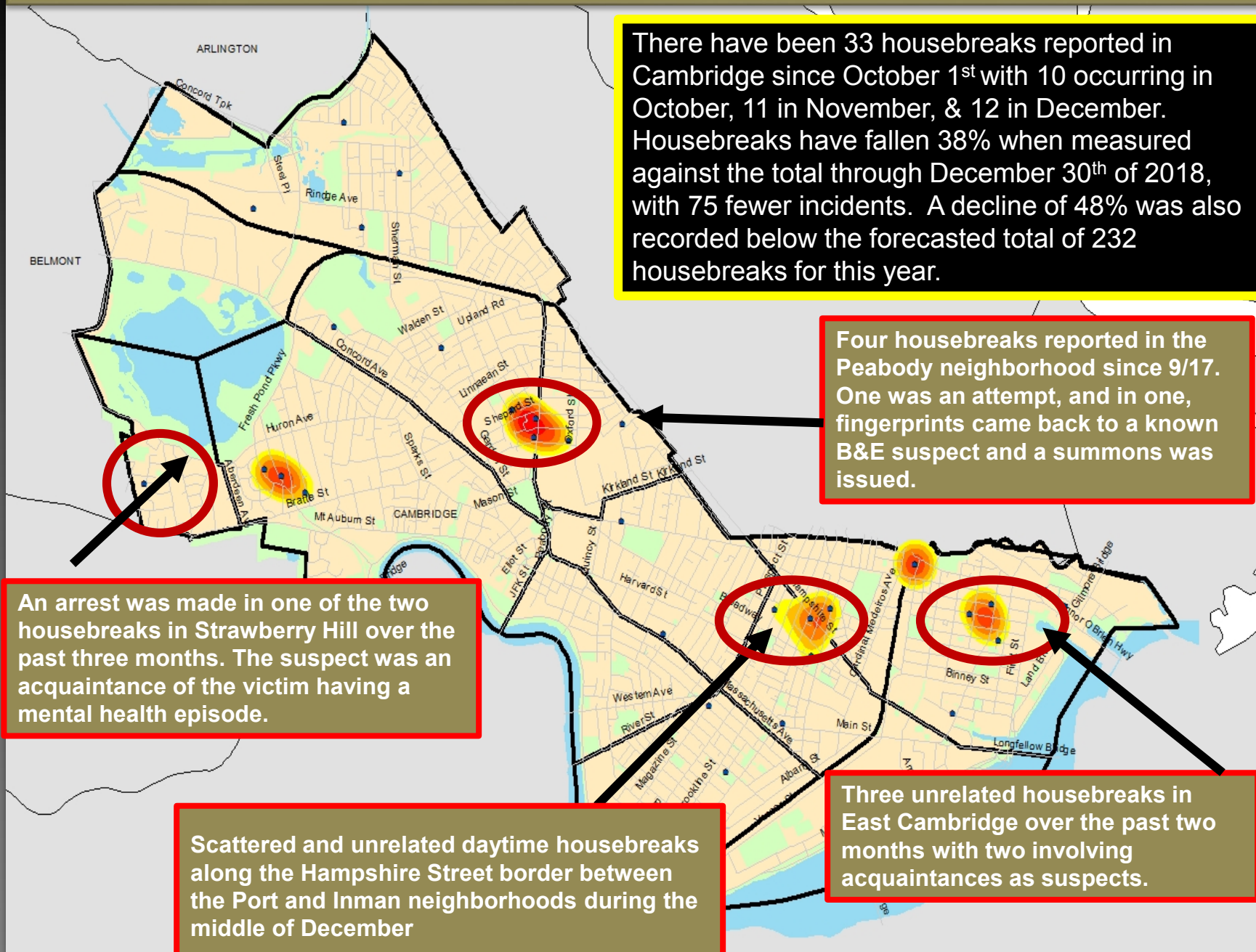
There have been 33 housebreaks reported in Cambridge since October 1st with 10 occurring in October, 11 in November, & 12 in December. Housebreaks have fallen 38% when measured against the total through December 30th of 2018, with 75 fewer incidents. A decline of 48% was also recorded below the forecasted total of 232 housebreaks for this year.

Four housebreaks reported in the Peabody neighborhood since 9/17. One was an attempt, and in one, fingerprints came back to a known B&E suspect and a summons was issued.

An arrest was made in one of the two housebreaks in Strawberry Hill over the past three months. The suspect was an acquaintance of the victim having a mental health episode.

Scattered and unrelated daytime housebreaks along the Hampshire Street border between the Port and Inman neighborhoods during the middle of December

Three unrelated housebreaks in East Cambridge over the past two months with two involving acquaintances as suspects.





Geographic Breakdown of Commercial Breaks: 7.1.19 – 12.30.19

Currently, there are no commercial burglary patterns, hot spots, or concentrations active in Cambridge. A historically low total of 35 incidents was registered through December 30th of 2019, which translates to a substantial 38% decline below the number through this time in 2018.

Four scattered and unrelated commercial breaks in East Cambridge over the past five months of 2019 – at a hotel, courthouse and two retail shops.

Four commercial breaks during the past five months within the boundaries of Harvard Square including in a watch shop; the incident produced an arrest. Other incidents during 4th quarter were inside jobs.

Six commercial breaks in Central Square since 7.1.19 including 3 in public buildings and two convenience store entries. In October, one of the convenience stores that was targeted in Central Square in August was again broken into. The two breaks were not related and suspects have been ID'd in both.

BOSTON



LARCENY

No Patterns

- **Overall preliminary larceny for 2019 registered at 13 incidents (1%) above the same time frame in 2018.** The total of 1,714 larcenies reported year-to-date in 2019 is also 96 incidents below the 5-year average of 1,810 incidents.
- **The 239 larcenies from MVs reported year-to-date are 11% below the number reported** during the same time frame in 2018. This property crime is also down 27% below the 5-year average of 329.
- **Through 2019, larcenies from the person have dropped slightly below the number reported in 2018, down 2 incidents for a total of 164.** Central Sq has seen the most activity with 66, followed by Harvard Sq with 38.
- **There were 223 larcenies from buildings reported through Dec. 30, 2019.** This is 49 incidents (-18%) below the same time frame in 2018 and 71 (-24%) below the 5-year average. Thefts from lockers at local gyms were one of the most problematic categories for this type of larceny in 2019 with 36 reported.
- **Preliminarily, larcenies from residences in 2019 saw a small 2% decrease (-2 incidents) when compared with 2018.** Package thefts continue to dominate this crime category with 150 (60%) of the incidents reported year-to-date.
- **Bicycle thefts are up 117 incidents (+38%) when compared with the same time in 2018, and up 95 incidents (+29%) when compared with the 5-year average.** North Cambridge has seen the most thefts year-to-date with 74, followed by East Cambridge with 58.

Percent Change

Last 4 Weeks

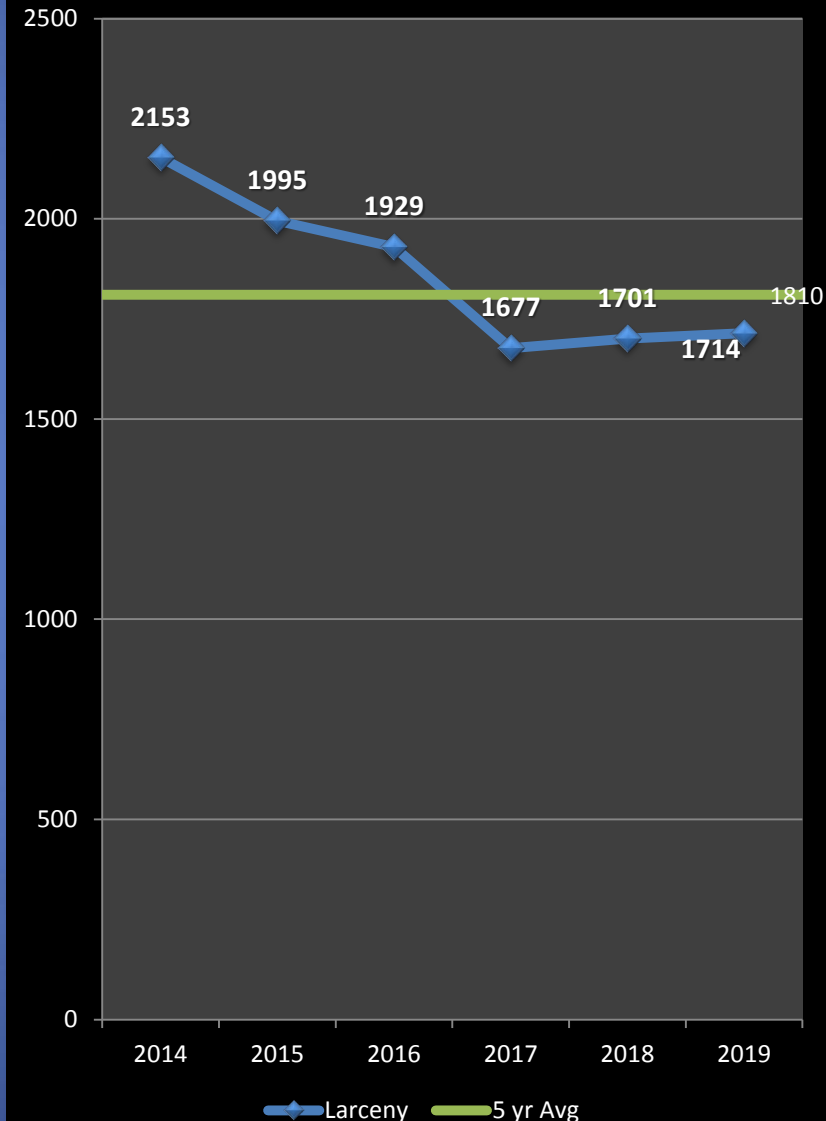
-11%

Previous Year

+1%

5-Year Average

-5%





LARCENY From MV

No Patterns

- Preliminary end-of-year numbers for larcenies from motor vehicles indicate a moderate decrease of 11% for 2019 when compared with the same time period last year, with 31 fewer incidents reported through December 30th. This property crime has declined a sizable 27% when measured against the five-year average, with 90 fewer incidents than the projected total of 329 thefts.
- There was a slight decrease of 8% (1 fewer incident) in larceny from motor vehicles from November to December of 2019. No spatial or temporal trend was identified this month, and no neighborhood stood out for having a spike in thefts from vehicles.
- There have been only six larcenies from motor vehicles reported in the Agassiz neighborhood, five in the Highlands, and eight in Strawberry Hill so far in 2019. The remaining neighborhoods range anywhere from 13 – 36 incidents year-to-date, with North Cambridge coming in on top with 36.
- The majority of thefts in The Port neighborhood, 17 in 2019, have been along the 500 block of Mass Ave and in the immediate periphery of Central Square in parking lots.
- There have been 54 LMVs reported in 2019 in the Cambridgeport / Riverside section of the City, with the concentration of thefts from unlocked vehicles on the periphery of Central Square. While it was a problem at the beginning of the year, incidents have tapered off with only 17 occurring in the last six months.

Percent Change

Last 4 Weeks

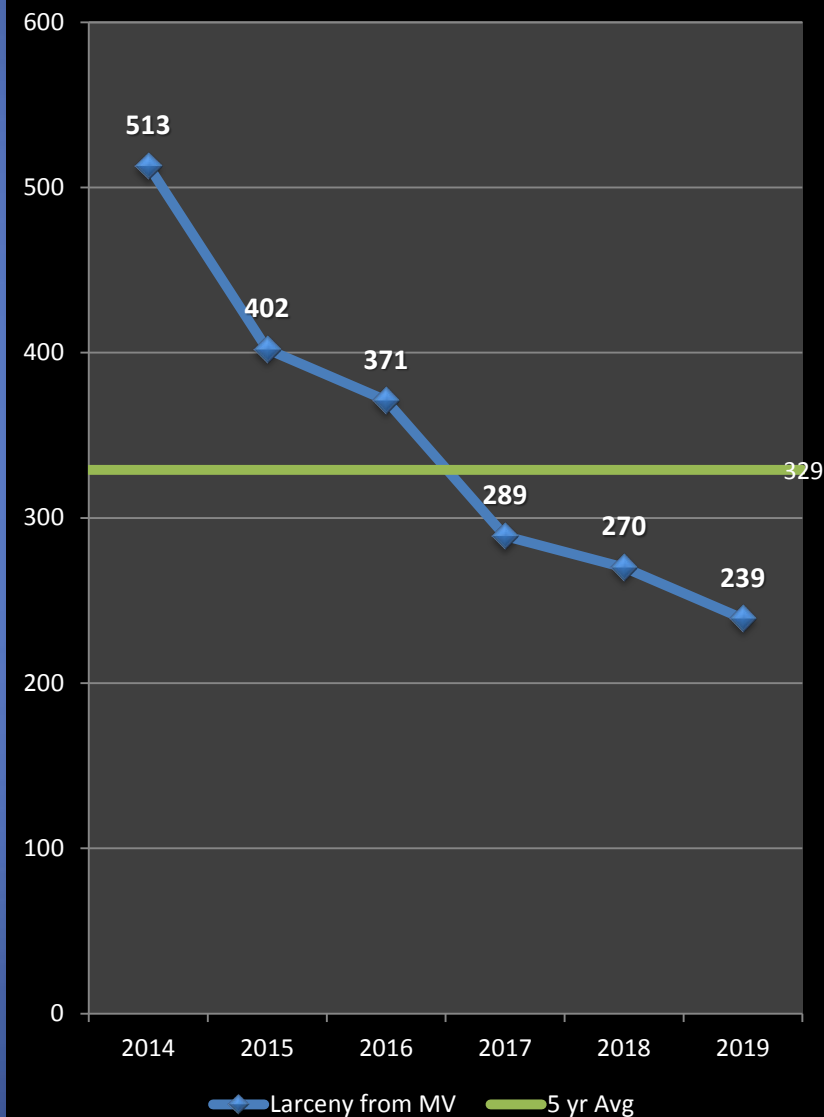
-8%

Previous Year

-11%

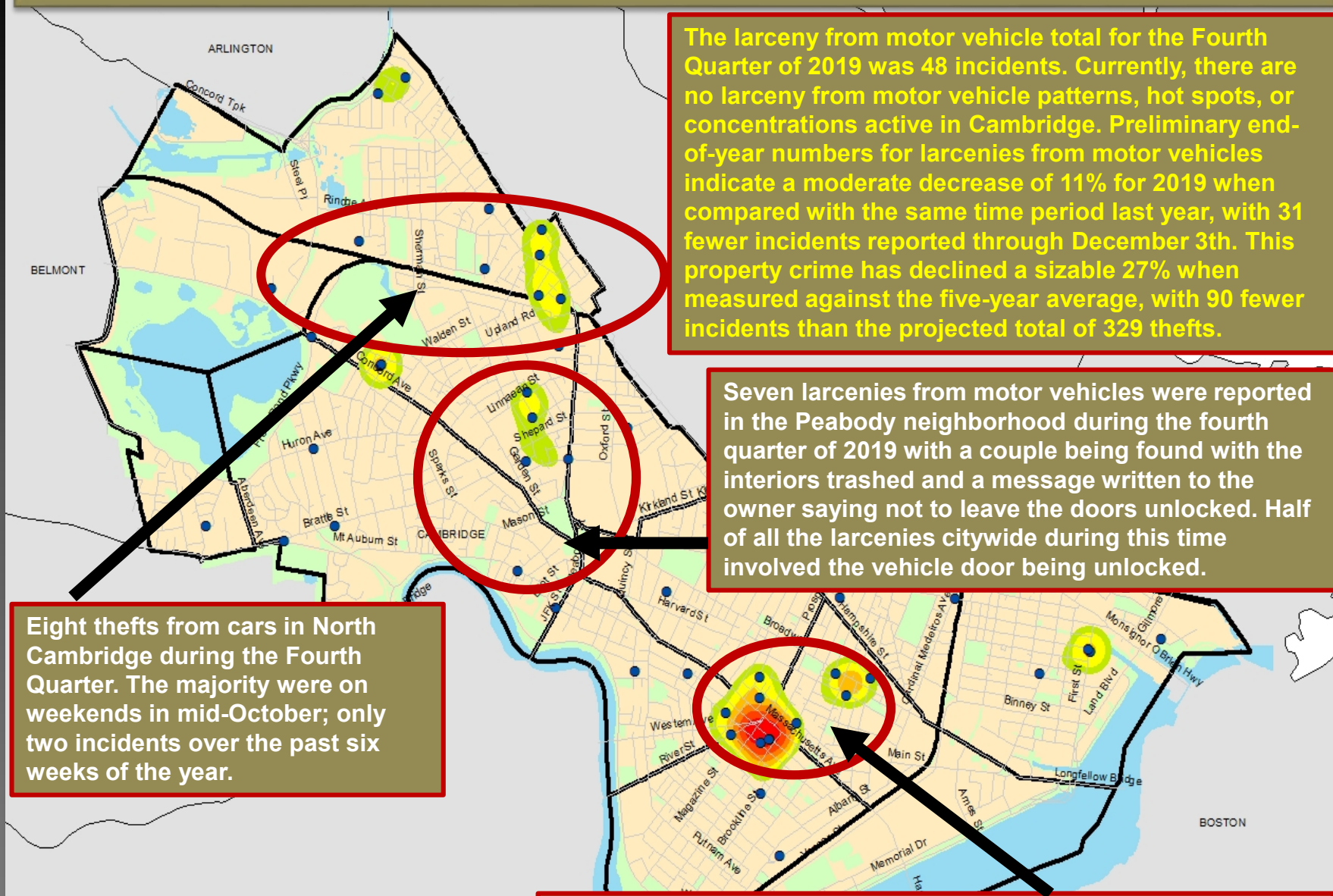
5-Year Average

-27%





Geographic Breakdown of Larceny from Motor Vehicles: 10.1.19 – 12.30.19



The larceny from motor vehicle total for the Fourth Quarter of 2019 was 48 incidents. Currently, there are no larceny from motor vehicle patterns, hot spots, or concentrations active in Cambridge. Preliminary end-of-year numbers for larcenies from motor vehicles indicate a moderate decrease of 11% for 2019 when compared with the same time period last year, with 31 fewer incidents reported through December 3th. This property crime has declined a sizable 27% when measured against the five-year average, with 90 fewer incidents than the projected total of 329 thefts.

Seven larcenies from motor vehicles were reported in the Peabody neighborhood during the fourth quarter of 2019 with a couple being found with the interiors trashed and a message written to the owner saying not to leave the doors unlocked. Half of all the larcenies citywide during this time involved the vehicle door being unlocked.

Eight thefts from cars in North Cambridge during the Fourth Quarter. The majority were on weekends in mid-October; only two incidents over the past six weeks of the year.

There have been 14 incidents in Central Square during the last three months, with one arrest taking place. Four of these took place in parking lots and garages in the area.



LARCENY from Person

No Patterns

- The preliminary larceny from person total for 2019 has decreased by two incidents in comparison to the same time period in 2018. The 164 thefts from persons reported over the year also translate to a decrease of 16 incidents (-9%) below the 180 incidents forecasted for 2019.
- When comparing the last four weeks of 2019 to the previous four weeks, the number of thefts stayed relatively even with only one fewer incident recorded in December, with 10 incidents (-9%). Central Square was the most active business district in December with 5 incidents.
- Central Sq. has seen the most activity with 66 incidents, followed by Harvard Square with 38 incidents, and the CambridgeSide / East Cambridge area with 22. The CambridgeSide shopping center has seen sixteen thefts, four each have been reported at McDonald's and H-Mart in Central Sq and Felipe's and Starbucks in Harvard Square, and two to three incidents have been reported at numerous other locations in both Central and Harvard Squares.
- A majority of the incidents thus far in 2019 have been comprised of thefts of otherwise unattended property, such as at local parks, sidewalks, or in shelters (39 incidents), thefts from patrons at restaurants/cafes/bars (40 incidents), grab & run incidents (34 incidents), and thefts from shoppers (30 incidents). The remaining incidents were categorized as pocket-pickings (21 incidents).

Percent Change

Last 4 Weeks

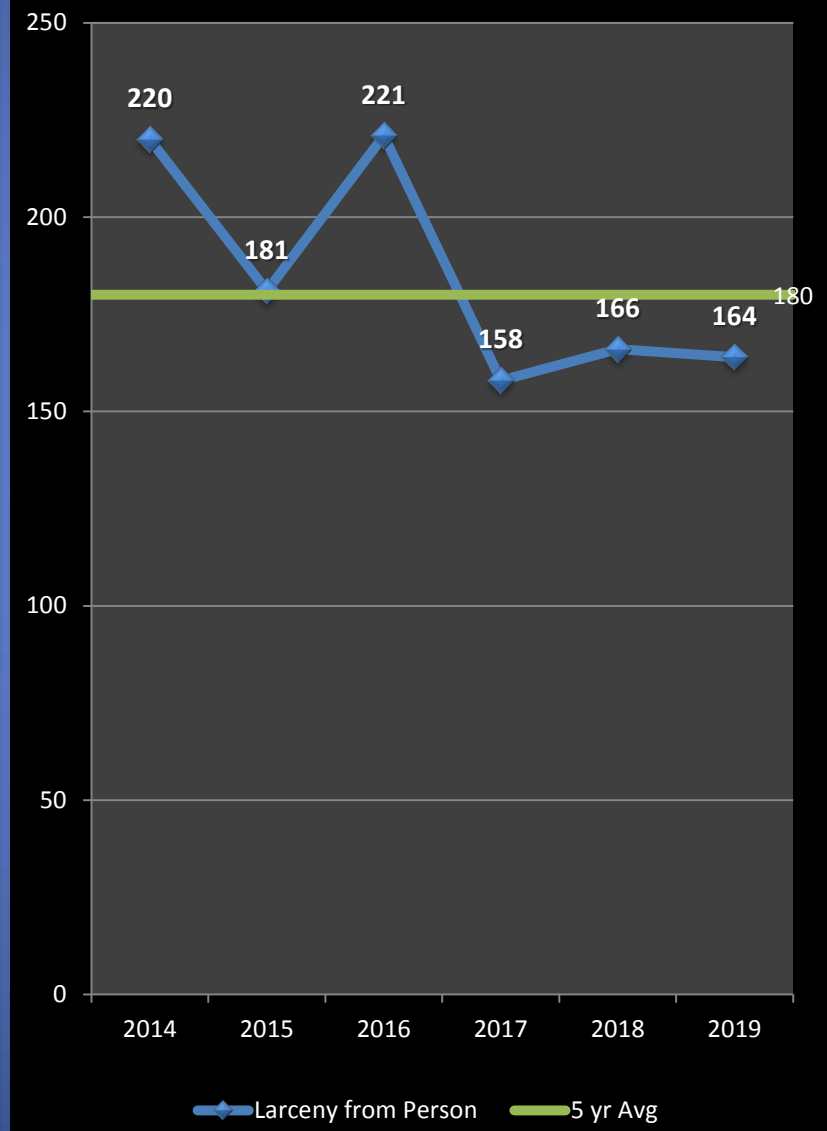
-9%

Previous Year

-1%

5-Year Average

-9%





Geographic Breakdown of Larceny from Person: 1.1.19 – 12.30.19

Cambridge Police BridgeStat

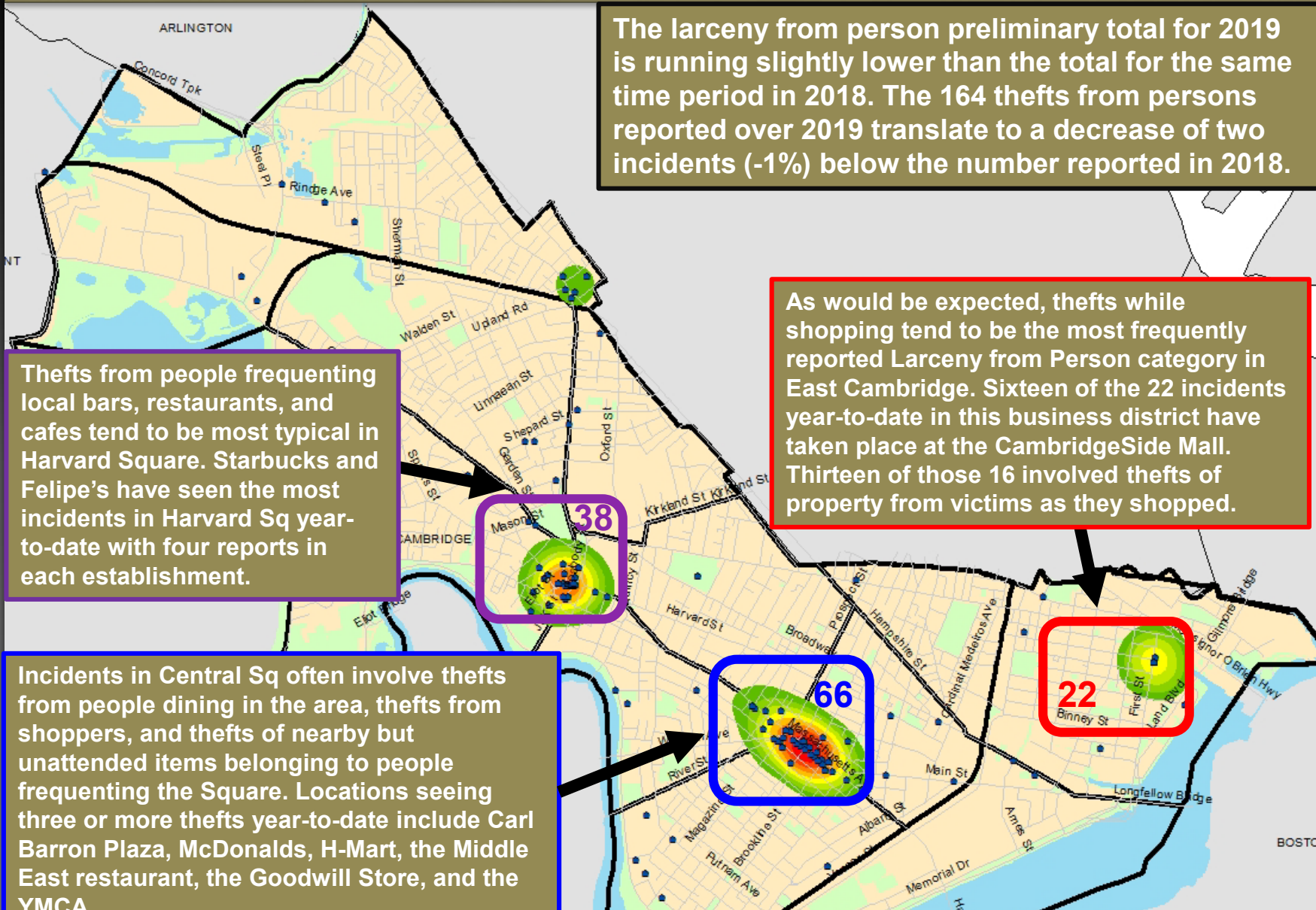
The larceny from person preliminary total for 2019 is running slightly lower than the total for the same time period in 2018. The 164 thefts from persons reported over 2019 translate to a decrease of two incidents (-1%) below the number reported in 2018.

Thefts from people frequenting local bars, restaurants, and cafes tend to be most typical in Harvard Square. Starbucks and Felipe's have seen the most incidents in Harvard Sq year-to-date with four reports in each establishment.

As would be expected, thefts while shopping tend to be the most frequently reported Larceny from Person category in East Cambridge. Sixteen of the 22 incidents year-to-date in this business district have taken place at the CambridgeSide Mall. Thirteen of those 16 involved thefts of property from victims as they shopped.

Incidents in Central Sq often involve thefts from people dining in the area, thefts from shoppers, and thefts of nearby but unattended items belonging to people frequenting the Square. Locations seeing three or more thefts year-to-date include Carl Barron Plaza, McDonalds, H-Mart, the Middle East restaurant, the Goodwill Store, and the YMCA.

Central Square has seen the most activity in 2019 with 66 incidents, followed by **Harvard Square** with 38 and the **East Cambridge/CambridgeSide area** with 22 incidents.





LARCENY of Bicycle

No Patterns

- Overall, bike thefts are up 38% (+117 incidents) this year when compared with 2018, and up 29% (+95 incidents) above the 5-year average. There were 10 reported in January, 6 in February, 19 in March, 33 in April, 34 in May, 68 in June, 66 in July, 83 in August, 45 in September, 41 in October, 11 in November and 7 in December.
- Of the 423 bike thefts reported so far this year, 312 (74%) were reportedly locked at the time of the theft.
- In North Cambridge, there was one apartment building storage area that was hit hard during October. There were nine reports with multiple high end bikes listed as stolen. Two parties were arrested during one of the incidents and another was identified through surveillance.
- Although the majority of bicycles tend to be stolen from streets, sidewalks, and yards, we continue to see an increase in thefts from parking garages and building storage areas this year. There have been 88 thefts from these more protected areas thus far in 2019 compared to only 20 during the same period in 2018.
- Top Neighborhoods for Bike Theft in 2019:**

Neighborhood	YTD Total	% Citywide
North Cambridge	74	17%
East Cambridge	58	14%
Cambridgeport	56	13%
West Cambridge	52	12%
Mid-Cambridge	47	11%

Percent Change

Last 4 Weeks

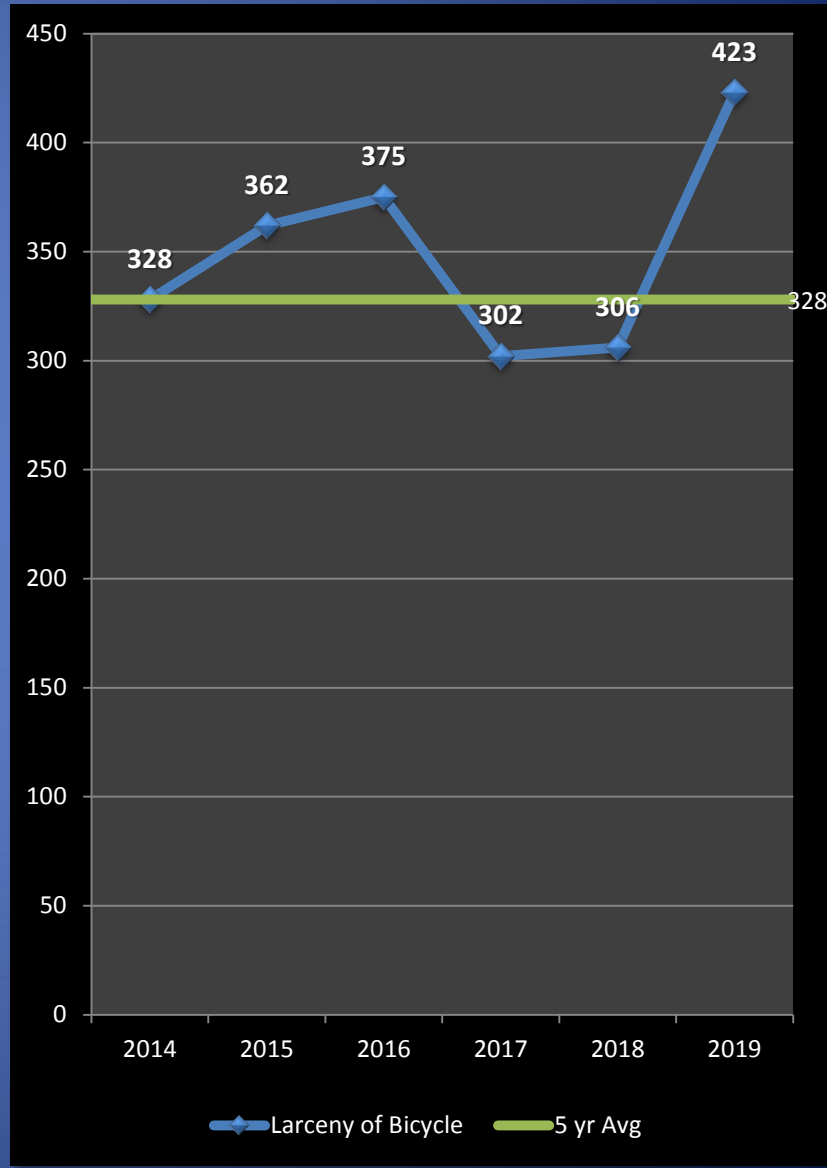
Previous Year

5-Year Average

-22%

+38%

+29%

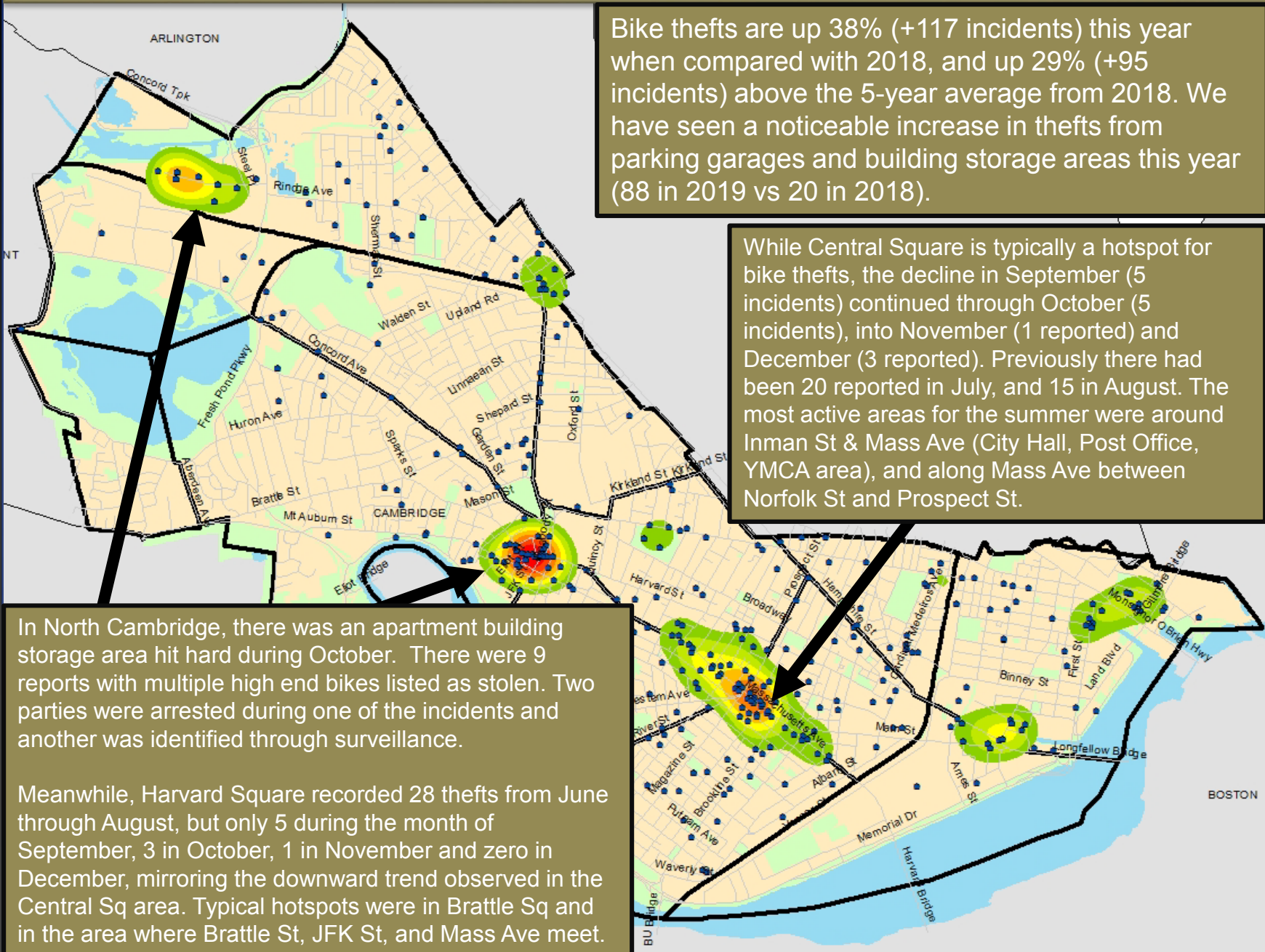




Geographic Breakdown of Bicycle Theft: 1.1.19 – 12.30.19

Bike thefts are up 38% (+117 incidents) this year when compared with 2018, and up 29% (+95 incidents) above the 5-year average from 2018. We have seen a noticeable increase in thefts from parking garages and building storage areas this year (88 in 2019 vs 20 in 2018).

While Central Square is typically a hotspot for bike thefts, the decline in September (5 incidents) continued through October (5 incidents), into November (1 reported) and December (3 reported). Previously there had been 20 reported in July, and 15 in August. The most active areas for the summer were around Inman St & Mass Ave (City Hall, Post Office, YMCA area), and along Mass Ave between Norfolk St and Prospect St.

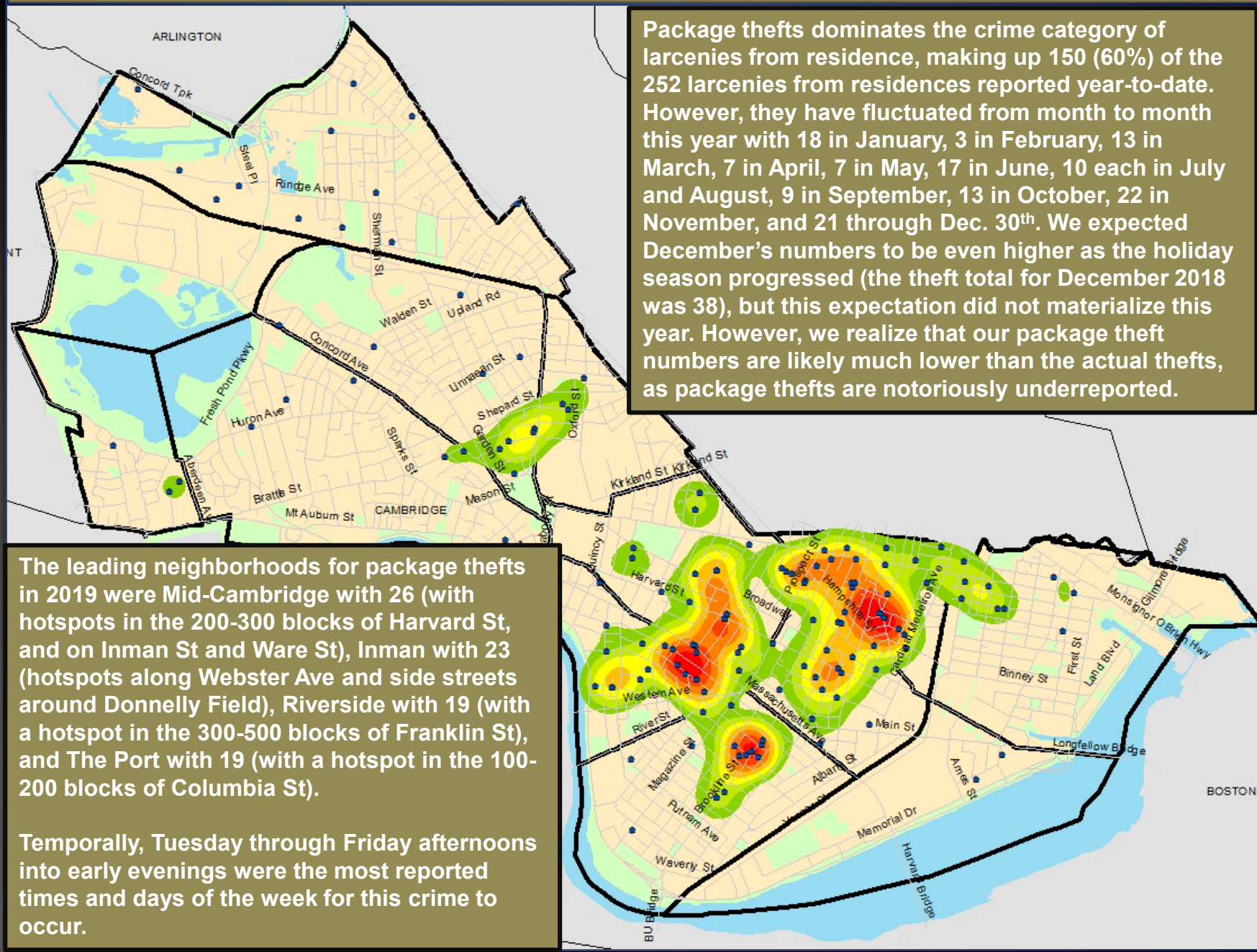


In North Cambridge, there was an apartment building storage area hit hard during October. There were 9 reports with multiple high end bikes listed as stolen. Two parties were arrested during one of the incidents and another was identified through surveillance.

Meanwhile, Harvard Square recorded 28 thefts from June through August, but only 5 during the month of September, 3 in October, 1 in November and zero in December, mirroring the downward trend observed in the Central Sq area. Typical hotspots were in Brattle Sq and in the area where Brattle St, JFK St, and Mass Ave meet.



Geographic Breakdown of Package Thefts: 1.1.19 – 12.30.19





Geographic Breakdown of Shoplifting: 1.1.19 – 12.30.19

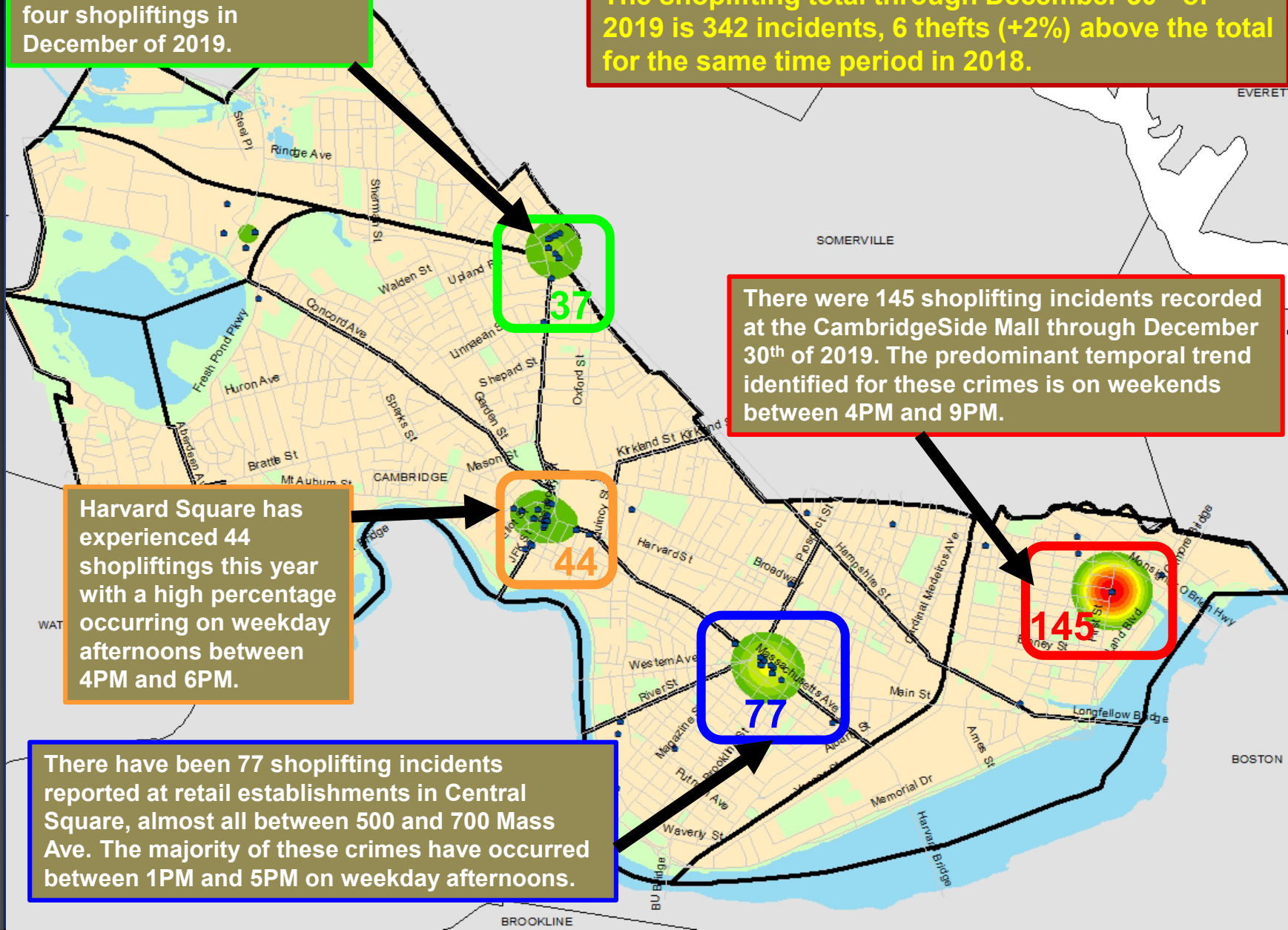
Porter Square Mall recorded four shopliftings in December of 2019.

The shoplifting total through December 30th of 2019 is 342 incidents, 6 thefts (+2%) above the total for the same time period in 2018.

There were 145 shoplifting incidents recorded at the CambridgeSide Mall through December 30th of 2019. The predominant temporal trend identified for these crimes is on weekends between 4PM and 9PM.

Harvard Square has experienced 44 shopliftings this year with a high percentage occurring on weekday afternoons between 4PM and 6PM.

There have been 77 shoplifting incidents reported at retail establishments in Central Square, almost all between 500 and 700 Mass Ave. The majority of these crimes have occurred between 1PM and 5PM on weekday afternoons.





AUTO THEFT

No Patterns

- The projected 5-year weighted average for auto thefts for the year is 109 incidents. With 110 thefts reported in 2019 through December 30th, we are 1% above the average and 1% below the 111 reported during this time frame in 2018.
- There were 7 auto thefts reported in December, 5 in November, 7 in October, 9 in September, 16 in August, 12 in July, and 17 reported in June. From June through September, only 15 thefts involved mopeds, scooters, or motorcycles. Usually these are more frequent in the summer months, but this trend did not materialize in 2019 compared to other years.
- One trend that did emerge in June was the thefts of older model Toyotas from the Cambridgeport / Riverside area of the city. Many of these vehicles were also recovered in the same neighborhoods, leading to the speculation that some of these incidents may have involved thefts for joyriding purposes by suspects who live in the area. A juvenile from Cambridge was arrested after he was caught driving one of the stolen Toyotas in Somerville in July. He is believed to be one of several juveniles involved in this series of thefts.
- Only 33 vehicles so far in 2019 have been stolen from north of the Harvard Square area; the 77 other thefts took place in the lower half of the city. The Neighborhood breakdown is as follows: Riverside with 20, the Port with 14, East Cambridge with 13, West Cambridge with 12, North Cambridge with 11, Cambridgeport with 10, MIT with 9, Inman with 7, Agassiz with 5, Mid-Cambridge with 4, the Highlands with 3, and Peabody with 2.
- At least 44 (or 40%) of the vehicles stolen this year have been recovered.

Percent Change

Last 4 Weeks

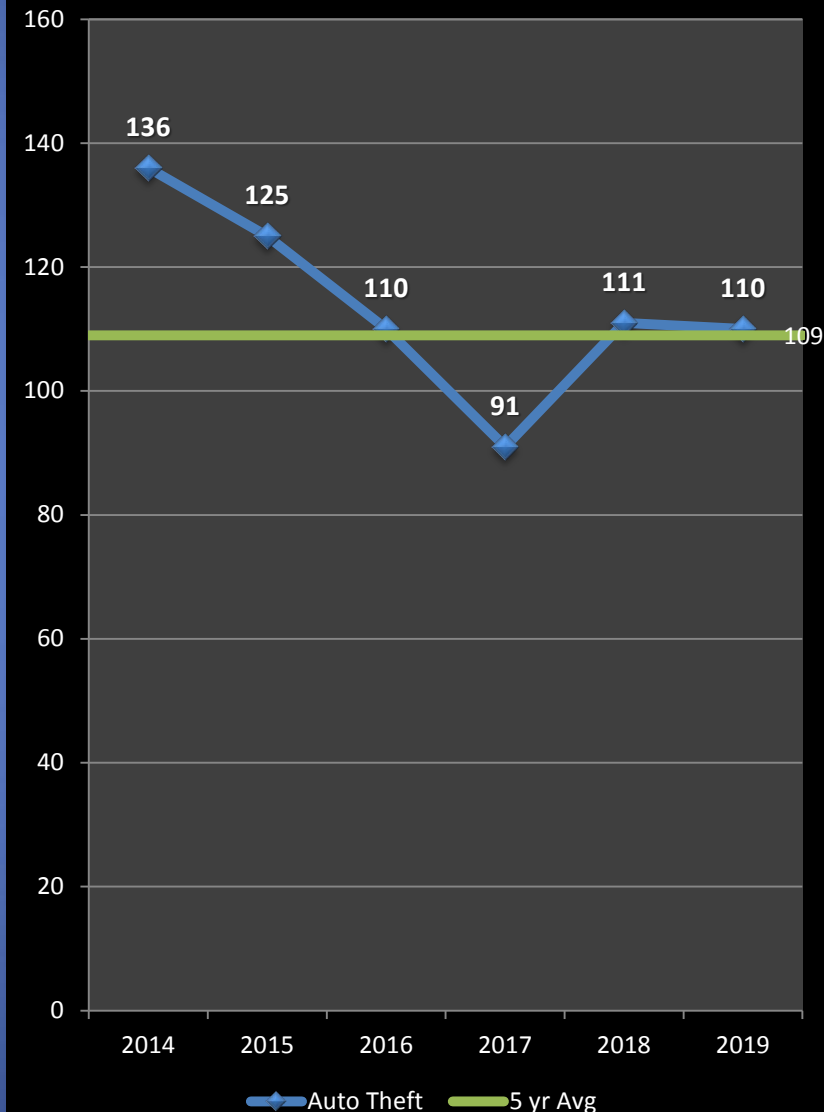
+20%

Previous Year

-1%

5-Year Average

+1%





Help Prevent Crime

And keep yourself informed!

To receive information from the CPD:

- Sign up with for the **Cambridge Alert Network**, to receive alerts about emerging crime patterns, neighborhood meetings, and crime prevention tips, by visiting www.CambridgeMa.gov/AlertNetwork.
- “Like” the Cambridge Police Department on Facebook at www.facebook.com/CambridgePolice
- Follow [@CambridgePolice](https://twitter.com/CambridgePolice) on Twitter.
- Visit our website at www.CambridgePolice.org for valuable information and reports including the Daily Log and BridgeStat, which is published on the first Friday of every month.
- Download our “MyPD” smartphone app at www.CambridgePolice.org/MyPD.

To Share Information with the CPD:

- Call our Non-Emergency Telephone Number at **617-349-3300**.
 - Every call for service generates a police response, so help drive our resources by reporting things that seem suspicious or out of the ordinary.
- Send an Anonymous TEXT-A-TIP:
 - Send an ANONYMOUS text message to **Tip411 (847411)**. Begin your message with Tip650 and then type your message. You will receive a response from the Cambridge Police with the option to continue communicating. Please remember that this is not a replacement for 9-1-1. **If you witness an emergency situation, please call 9-1-1 immediately.**
- Send an Anonymous Crime Tip E-Mail at www.CambridgePolice.org/Tips



Questions?

- The complete 2018 Cambridge Police Annual Crime Report is available on our website at www.CambridgePolice.org.
- The 2019 Annual Crime Report will be released later this winter.
- We welcome all questions, comments, and suggestions.
- Please direct your feedback to: BridgeStat@CambridgePolice.org.
- To review previous editions of BridgeStat, visit our website at www.CambridgePolice.org/BridgeStat.