



# Cambridge Police Department BridgeStat

January 2020

Produced by the Crime Analysis Unit



# Part I Total Crime

A review of serious crime statistics for the first month of 2020 (from January 1<sup>st</sup> to February 3<sup>rd</sup>) points to a considerable increase of 29% in the Part One index total for Cambridge. During January of this year, there were 217 serious crimes reported in the City. For the same time period in 2019, the combined total for Murder, Rape, Robbery, Aggravated Assault, Burglary, Larceny & Auto theft was 168 incidents, 49 fewer than this year. When measured against the five-year average, a measurable 21% vault in the crime index has been registered.

Further analysis of the crime totals for January of 2020 indicates that while violent crimes recorded a moderate 8% decrease to start the year, property crimes jumped upward 35% with 51 additional crimes reported when compared with January of 2019.

When measuring the serious crime totals of January 2020 versus the previous month of December 2019, there has been a significant upsurge of 27% in the number of index incidents with 38 additional crimes counted in the first month of this year. The 67% increase for larcenies from residences and 320% rise in larcenies of bicycles when compared with the previous month were the key indicators fueling this uptick.

	<u>4 Week Snapshot</u>			<u>Year to Date</u>			<u>Five Year</u>	
	12/10/19 - 1/6/20	1/7/20 - 2/3/20	Change	2019	2020	Change	Avg	Change
Total Violent Crime	20	18	-10%	24	22	-8%	25	-12%
Total Property Crime	123	163	33%	144	195	35%	154	27%
Total Part I Crime	143	181	27%	168	217	29%	179	21%



# Part I Property Crime

Analysis of property crime totals for the first month of 2020 reveals a 35% increase when measured against the 2019 totals and a 27% boost above the five-year average, with 51 additional incidents above last January and 41 additional crimes above the 154 reports forecasted for this time period.

Eight of the major property crime categories recorded inclines when measured against last January, most notably a 175% rise in larceny of bicycles. Other property crimes registering gains when compared with last January include: housebreaks (+100%); larceny from residence (+24%); larceny from buildings (+82%) and larceny from person (+63%).

	4 Week Snapshot			Year to Date			Five Year	
	12/10/19 - 1/6/20	1/7/20 - 2/3/20	Change	2019	2020	Change	Avg	Change
<b>Burglary</b>	<b>16</b>	<b>13</b>	<b>-19%</b>	<b>10</b>	<b>18</b>	<b>80%</b>	<b>20</b>	<b>-10%</b>
Commercial Break	3	0	-100%	1	0	IN-CALC	3	-100%
Housebreak	13	13	0%	9	18	100%	17	6%
<b>Larceny</b>	<b>104</b>	<b>148</b>	<b>42%</b>	<b>123</b>	<b>175</b>	<b>42%</b>	<b>126</b>	<b>39%</b>
Larceny (Misc)	3	4	33%	2	4	100%	3	33%
Larceny from Building	19	30	58%	22	40	82%	25	60%
Larceny from MV	11	17	55%	20	19	-5%	22	-14%
Larceny from Person	11	11	0%	8	13	63%	11	18%
Larceny from Residence	18	30	67%	29	36	24%	25	44%
Larceny of Bicycle	5	21	320%	8	22	175%	7	214%
Larceny of Plate	0	0	IN-CALC	1	0	IN-CALC	2	-100%
Larceny of Services	1	0	-100%	1	0	IN-CALC	1	-100%
Shoplifting	36	35	-3%	32	41	28%	31	32%
<b>Auto Theft</b>	<b>3</b>	<b>2</b>	<b>-33%</b>	<b>11</b>	<b>2</b>	<b>-82%</b>	<b>8</b>	<b>-75%</b>
<b>Total Property Crime</b>	<b>123</b>	<b>163</b>	<b>33%</b>	<b>144</b>	<b>195</b>	<b>35%</b>	<b>154</b>	<b>27%</b>



# Part I Violent Crime

From January 1<sup>st</sup> to February 3<sup>rd</sup> of 2020, there were 22 violent crimes recorded in Cambridge, two incidents below last year (-8%) and three fewer violent crimes (-12%) than the 25 incidents forecasted for the first month of the year.

With four robberies counted in the first month of 2019, zero categorized as commercial and four classified as street incidents, there was a slight rise of one additional crime when compared with last January. After recording just one rape in January of 2019, three sexual assaults were reported during the first month of this year. The five-year average for January is two rapes committed in Cambridge.

The end-of-the-year figures for 2019 point to a 9% decline for violent crimes in Cambridge with 28 fewer incidents reported. The projected five-year weighted average for violent crime in Cambridge for the year was 298 incidents. Through December 31<sup>st</sup> of last year, there were 289 violent crimes registered in the City, which points to a 3% dip below the number forecasted.

	4 Week Snapshot				Year to Date				Five Year	
	12/10/19 - 1/6/20	1/7/20 - 2/3/20	Change		2019	2020	Change		Avg	Change
Homicide	0	0	IN-CALC		1	0	IN-CALC		0	IN-CALC
Rape	3	2	-33%		1	3	200%		2	50%
Robbery	3	4	33%		3	4	33%		6	-33%
Commercial Robbery	0	0	IN-CALC		1	0	IN-CALC		4	-100%
Street Robbery	3	4	33%		2	4	100%		2	100%
Aggravated Assault	14	12	-14%		19	15	-21%		17	-12%
Total Violent Crime	20	18	-10%		24	22	-8%		25	-12%





# MURDER

No Patterns

- No murders were recorded in Cambridge in January of 2020.
- There was one murder recorded in Cambridge in 2019. The Middlesex District Attorney's Office and the Cambridge Police are asking for the public's assistance regarding the ongoing investigation into the fatal incident that occurred in the New Street area of Danehy Park around 6:30PM on the night of January 2<sup>nd</sup>, 2019. This incident is being investigated as a homicide. The preliminary investigation suggests that the victim, 60-year-old Paul Wilson, died as a result of blunt force trauma and that robbery does not appear to have been the motive.
- On July 22, 2018, 15-year-old Richelle Robinson of Cambridge died following an assault in which she was shoved to the ground on Cambridge Street. The Office of the Chief Medical Examiner later ruled the cause of death to be blunt force trauma. On July 30, 2019, following an investigation by the Cambridge Police Department, the Massachusetts State Police, and the Middlesex District Attorney's Office, Isaias Plaza (4/7/00, homeless) was arraigned on charges of manslaughter and assault and battery causing serious bodily injury in connection with Robinson's death.
- For the 30-year period between 1960 and 1989, the City of Cambridge averaged slightly less than five murders per year. The annual average since 1990 has fallen to approximately two per year. Trend analysis over recent years points to two recurring murder scenarios in Cambridge: domestic murder, in which one family member is brutally killed by another in a homicidal rage, and the murder of young males by a handgun or knife in acts of retaliatory street violence.

## Percent Change\*

Last 4 Weeks

Previous Year

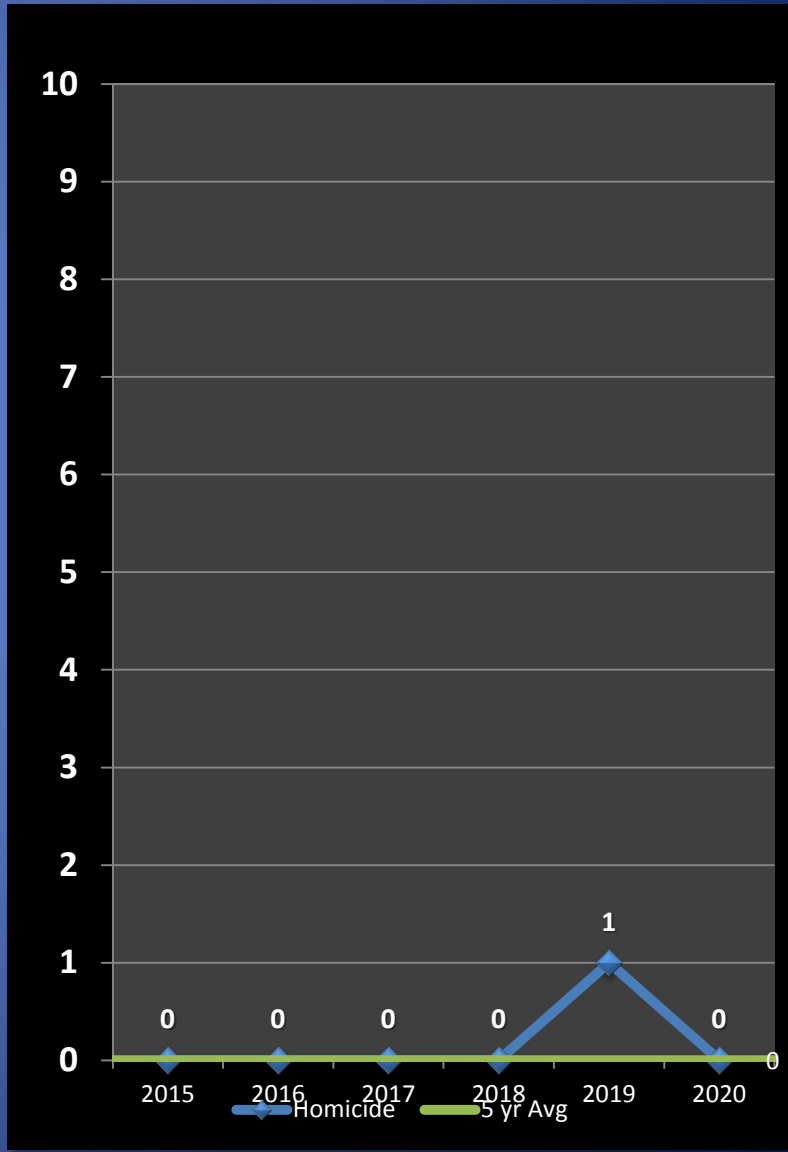
5-Year Average

In-Calc

In-Calc

In-Calc

\*IN -CAL: Percentages are not calculated for numbers so small as to present a statistically misleading percentage.





# Unsolved Murders: 1999 to 2019

**Colin Burton**, 30, of Dorchester, was shot and killed outside of Hi - Fi Pizza on Mass Ave in Central Square on September 18<sup>th</sup>, 1999. Burton was talking with the occupants of a Ford Explorer when the subject in the passenger seat fired through the window. Two suspects fled the scene. The case remains under active investigation.



September 18, 1999, Mass Ave



April 5, 2002, Mass Ave

**Ian Gray**, 19, of Mattapan, was in an argument outside of the Rhythm & Spice restaurant that spilled out onto Mass Ave. A suspect that had left the scene returned with a group of people and a fight ensued. A knife was produced during the altercation and four gunshots were fired, fatally wounding Gray. This case remains open.

On June 17<sup>th</sup>, 2002 at 7:00PM, **Ricardo Williams**, 27, of Malden, was found in the driver's seat of a motor vehicle suffering from a gunshot wound to his face. Williams was taken to CCH where he was pronounced dead. This case remains open.



June 17, 2002, Windsor St.



June 16, 2009, Rindge Ave

**Jason Ellcock**, 33, of Malden, formerly of Cambridge and father of three, was found with multiple gunshot wounds in front of the driveway to 364 Rindge Ave at 3:05 AM on the night of June 16<sup>th</sup>, 2009. He was pronounced dead at the scene. This incident remains under investigation.

**\*Anyone with information about these crimes is asked to contact CPD at 617-349-3370.\***



# Unsolved Murders: 1999 to 2019


Cambridge Police BridgeStat



March 12, 2011, Brookline St.

**James Lauture**, 30, of Cambridge, was sitting in a vehicle near Brookline and Watson Streets just after midnight on Saturday, March 12<sup>th</sup>, 2011, when an unknown gunman opened fire. The occupants in the car were able to drive to Central Square. Lauture died from multiple gunshot wounds. The other man in the vehicle survived. This case remains open.

On June 3<sup>rd</sup>, 2012, **Charlene Holmes**, 16, of Cambridge, was shot while sitting on a porch on Willow St. She later succumbed to her wounds at the hospital. The investigation into this incident remains active, but no arrests have been made to date.



June 3, 2012, Willow St



July 3, 2014, Windsor Street.

On July 3<sup>rd</sup>, 2014, at 10:00 PM, **Kensley David**, 22, suffered a single gunshot wound to the head while on Windsor Street. Investigators believe that the incident was not random. This case remains under investigation.

The first murder of 2016 in Cambridge occurred on the night of March 22<sup>nd</sup> when **Armando Hernandez Jr**, 30, of Belmont was killed by gunfire on Mt. Auburn St just before 10 PM. Area residents said they heard 10 or 11 gunshots. A second victim was hospitalized with a leg wound. This case remains under investigation.



March 22, 2016, Mt Auburn St

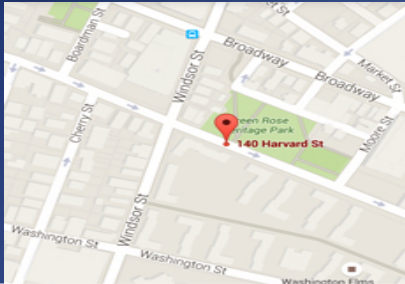
**\*Anyone with information about these crimes is asked to contact CPD at 617-349-3370.\***





# Unsolved Murders: 1999 to 2019

Cambridge Police BridgeStat



June 25, 2016, 140 Harvard St.

On June 25<sup>th</sup> of 2016, Cambridge Police responded to a report of a shooting outside of 140 Harvard Street. Arriving officers discovered the victim, **Anthony Clay**, 49, of Cambridge suffering from a gunshot wound. The victim was transported to Massachusetts General Hospital where he was pronounced dead. This case remains under investigation.

At 3:40 a.m. on October 14, 2017, **Ednilson DaCosta**, 28, of Dorchester, was shot in a motor vehicle in the area of Windsor Street & Evereteze Way. He was pronounced deceased at a local hospital. Minutes later, another male was shot and killed in Somerville. On November 3, 2017, Tony Harris, 28, of Everett, was arrested for the Somerville homicide, but the murder of Ednilson DaCosta remains under investigation.



October 14, 2017, Windsor St.



January 2<sup>nd</sup>, 2019, Danahy Park

Around 6:30PM on the night of January 2<sup>nd</sup>, 2019, a fatal incident occurred in the New Street area of Danahy Park. This incident was classified as a homicide. The investigation suggests that the victim, 60-year-old **Paul Wilson**, died as a result of blunt force trauma and that robbery does not appear to have been the motive. This case remains under investigation.

**\*Anyone with information about these crimes is asked to contact CPD at 617-349-3370.\***



# RAPE

*No Patterns*

- After recording one rape in January of 2019, three sexual assaults, two classified as acquaintance scenarios and one as a domestic situation, were reported during the first month of 2020. The five-year average for rape in Cambridge in January is two incidents.
- Preliminary counts indicate that there were 26 rapes reported through December 31<sup>st</sup> of 2019, three fewer (-10%) than the total through the same time period 2018. The five-year average for the year projected to 25 rapes being recorded in Cambridge, one below the 2019 total.
- There were two stranger-to-stranger rapes in Cambridge in 2019, both classified as blitz scenarios. The first involved a pair of homeless subjects near Central Square at the end of May. The second was an early morning incident near Mass Ave in Central Square during the first week of September and remains under investigation. Sixteen of the rapes were reported to be between acquaintances and another eight were domestic incidents.
- There were 29 rapes reported in Cambridge in 2018, up from the 19 incidents reported in 2017, which points to a 53% increase. When the 2018 total is measured against the five-year average for rapes annually in the city, a 26% uptick was recognized. Fourteen of the rapes in 2018 involved acquaintances, three were categorized as contact scenarios with the offender being someone the victim had met in a public place, ten were domestic situations, and two were classified as blitz assaults.

## Percent Change\*

Last 4 Weeks

**-33%**

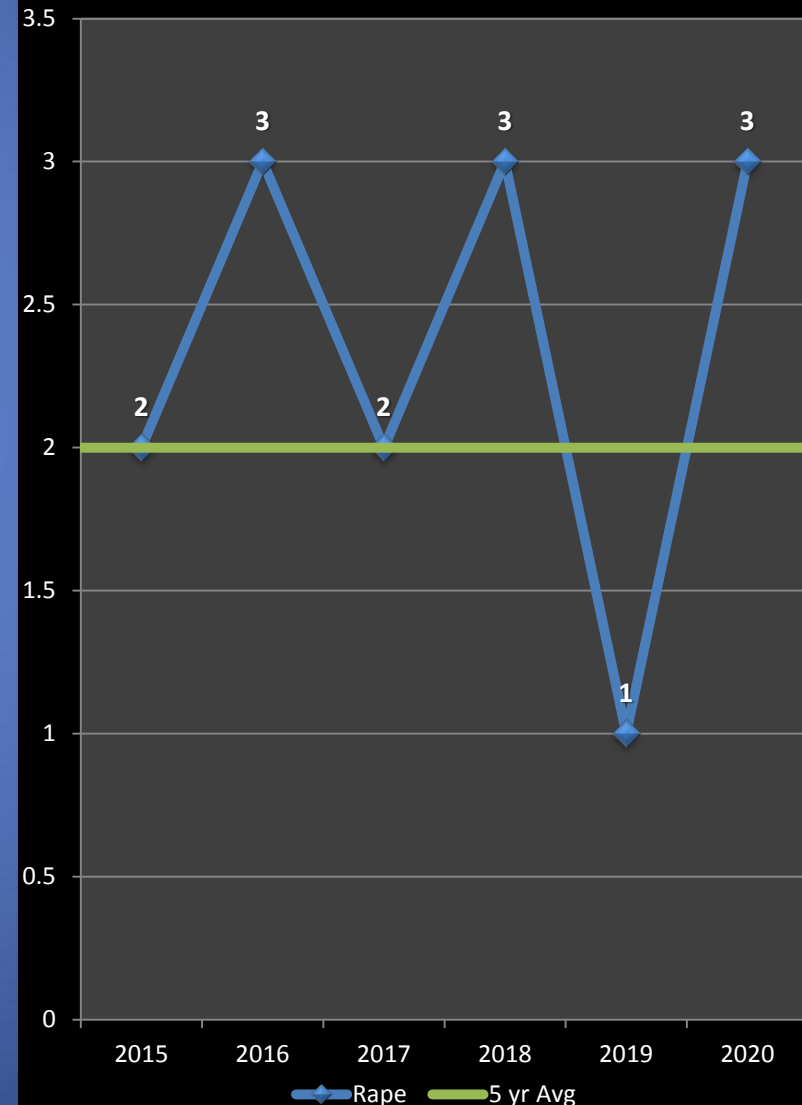
Previous Year

**+200%**

5-Year Average

**+50%**

\*IN -CAL: Percentages are not calculated for numbers so small as to present a statistically misleading percentage.







# AGGRAVATED ASSAULT

*No Patterns*

- The aggravated assault total for January 2020 was 15 incidents, 21% below the total for the first month of 2019. Similarly, a slight decline of 12% was accrued under the five-year average, with two incidents reported below the 17 crimes forecasted for the first month of the year.
- The 15 aggravated assaults reported in January of 2020 were composed of the following classifications: 5 acquaintance altercations; 2 unprovoked scenarios; 4 domestic altercations; two homeless disputes; a workplace fight; and a shop owner / patron disagreement.
- When comparing the total for aggravated assaults for 2019 with the same time frame in 2018, there was a minimal increase of 1% in this violent crime category with 1 additional incident counted. The total of 189 aggravated assaults reported in 2019 was 11 crimes (+6%) above the projected five-year average of 178 assaults through December 31<sup>st</sup>.
- There were 11 confirmed shots fired in Cambridge in 2019. Six of these incidents produced Shotspotter alerts. Three of the confirmed shootings were in the Port neighborhood. One of the most recent incidents in Cambridge took place at Hampshire St & Windsor St on 10.12.19. Multiple shell casings were recovered but no injuries were reported. This incident remains under investigation.
- Only one of the 11 shots fired in Cambridge in 2019 resulted in any injuries. This shooting, which took place at 3:30am on 5.12.19 in Harvard Square, resulted in one victim with non-fatal injuries. Three Somerville males were later arrested in connection with the incident. The remaining ten shots fired incidents did not result in any injuries.

## Percent Change

Last 4 Weeks

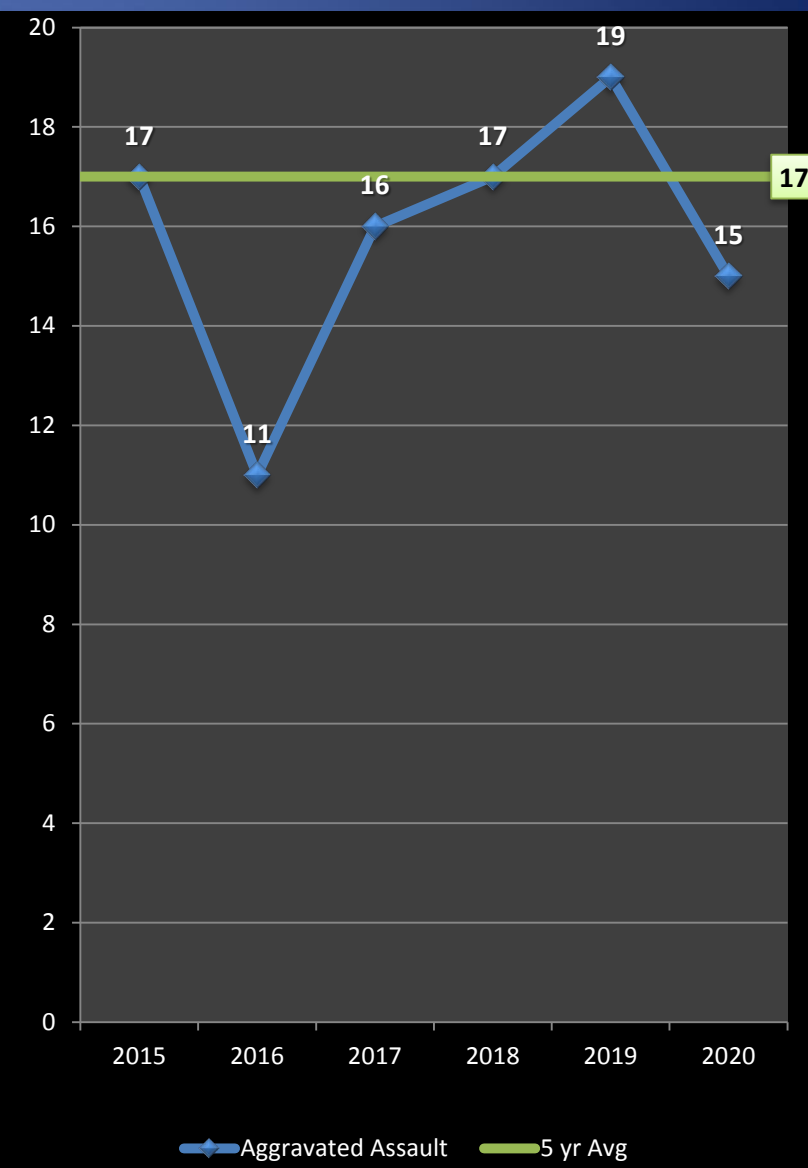
**-14%**

Previous Year

**-21%**

5-Year Average

**-12%**

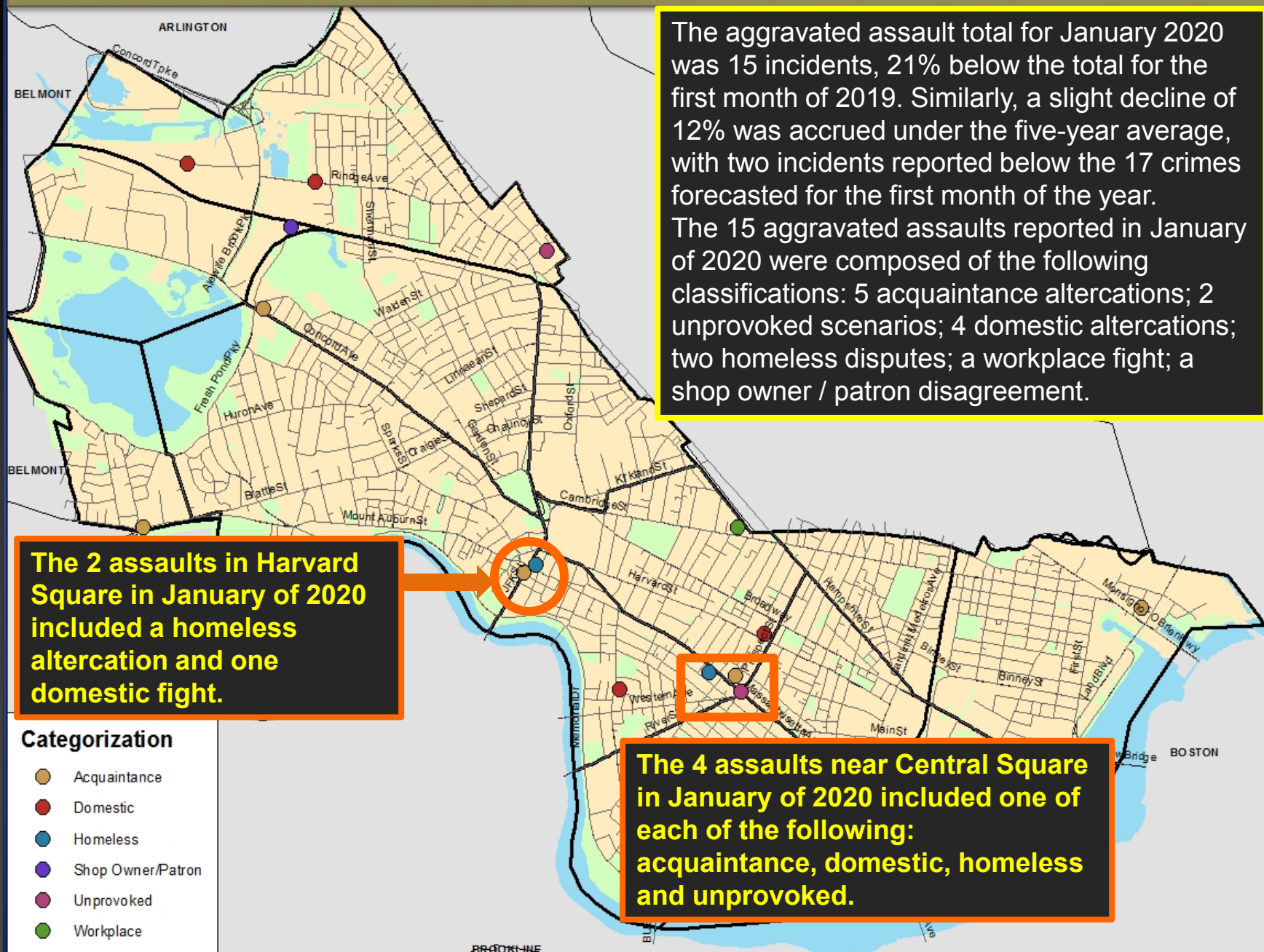




## Geographic Breakdown of Aggravated Assaults: 1.1.20 to 2.3.20

Cambridge Police BridgeStat

January  
2020





# Shootings & Shots Fired in Cambridge in 2019

Cambridge Police BridgeStat

**Shots fired** on 6.6 at 3:00am  
16 Eliot St

No ShotSpotter alert (outside of coverage area). 2 males fired gun at 4 victims after verbal dispute inside IHOP. 1 shell casing recovered. No injuries.

**Shots fired** on 10.12 at 7:15pm  
Hampshire & Windsor St

No ShotSpotter alert. Multiple shots fired. Two vehicles seen fleeing. Four shell casings recovered and no injuries reported.

**Shots fired** on 1.23 at 3:00am  
1000 block of Cambridge St.

ShotSpotter alert. Suspect fired multiple rounds at victim during altercation outside of Richie's Shell gas station. No injuries. Somerville male arrested on 1.24 in connection with this incident.

**Shots fired** on 10.5 at 8:45pm  
Area of York St & Hamlin St

ShotSpotter alert. 1-2 shots heard. Bullet hole located in parked car window. No injuries.

**Shots fired** on 10.12 at 11:30pm  
100 block of Sciarappa St

No ShotSpotter alert. Multiple reports of gunshots. No injuries reported. Involved party was identified and will be charged with firearm offenses. Ammo and two firearms were recovered.

**Shooting** on 5.12 at 3:30am  
20 Eliot St

No ShotSpotter alert (outside of coverage area). 18-year-old Cambridge male non-fatally shot during fight outside IHOP. 4 casings recovered. 3 Somerville males (2 adults and 1 juvenile) were arrested on warrants in connection with this shooting on 5.16.

**Shots fired** on 5.13 at 5:50pm  
Pearl St & Mass Ave

No ShotSpotter alert. Male suspect seen firing gun, accompanied by 3 other males. All fled. 2 shell casings and 1 spent round recovered. No victims with injuries. 2 Boston males (both juveniles) were arrested on warrants on 5.21.

**Shots fired** on 4.24 at 12:05am  
0 Block of Brookline St.

ShotSpotter alert. Suspect was reportedly seen firing gun straight up into the air. Suspect fled. No victims. No shell casings recovered.

**Shots fired** on 5.21 at 2:05am  
Bishop Allen Dr & School St

ShotSpotter alert. Multiple calls for shots fired. 5 bullet holes found in building on Bishop Allen Dr. No shell casings found. No injuries reported.

**Shots fired** on 8.7 at 2:35am  
Main St / Newtowne Court

ShotSpotter alert. Witness saw argument & heard 1 shot fired. No shell casings recovered and no injuries reported.

**Shots fired** on 6.27 at 1am  
Cherry St & School St

ShotSpotter alert. Reports of 2 shots fired. One shell casing recovered. No injuries reported.

## Shooting Type

- Shooting w/ Victim(s)
- Shots Fired (no victims)

January  
2020





# Robbery

## No Patterns

- The five-year average for overall robbery in Cambridge for the first month of the year is six incidents. During January of 2020, four robberies were recorded which translates to a 33% decrease below the projected total and a 33% rise (+1 incident) above the three robberies counted for the first month of 2019.
- There has not yet been a commercial robbery reported in Cambridge in 2020, continuing the spiral downward of this crime type in the City observed in 2019. Last year's total of 11 robberies classified as commercial in nature represented the lowest total for this crime in 50 years and for the first time in recent memory there was not a bank robbery committed in Cambridge in over 18 months.
- There were four street robberies recorded in Cambridge during the first month of 2020. These incidents included; a pack robbery among juveniles on Essex street in early January with the suspects acquaintances of the victim; a male robbed of his cell phone by a group of teens near Canal Park on 1.11.20; an altercation between two homeless individuals in Central Square in the middle of the afternoon of 1.23.20; and six females who jumped another female outside the Middle East at closing time on 1.26.20.
- Unofficial statistics for 2019 indicate that the five-year average for overall robbery in Cambridge was 93 incidents. Through December 31<sup>st</sup> of 2019, 73 robberies were registered, which translates to a 22% decrease below the projected total and a 26% nosedive of 26 robberies when measured against the same time frame in 2018.

### Percent Change

Last 4 Weeks

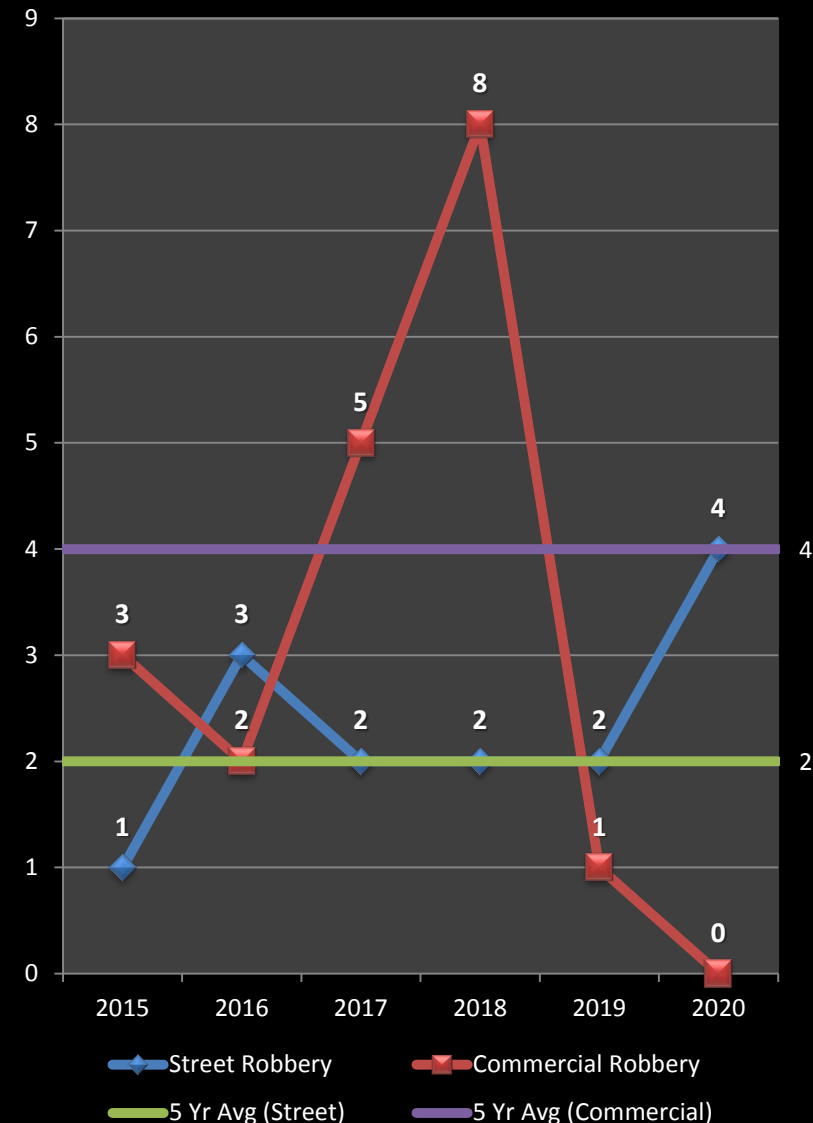
**+33%**

Previous Year

**+33%**

5-Year Average

**-33%**





# Geographic Breakdown of Street Robberies: Fourth Quarter of 2019

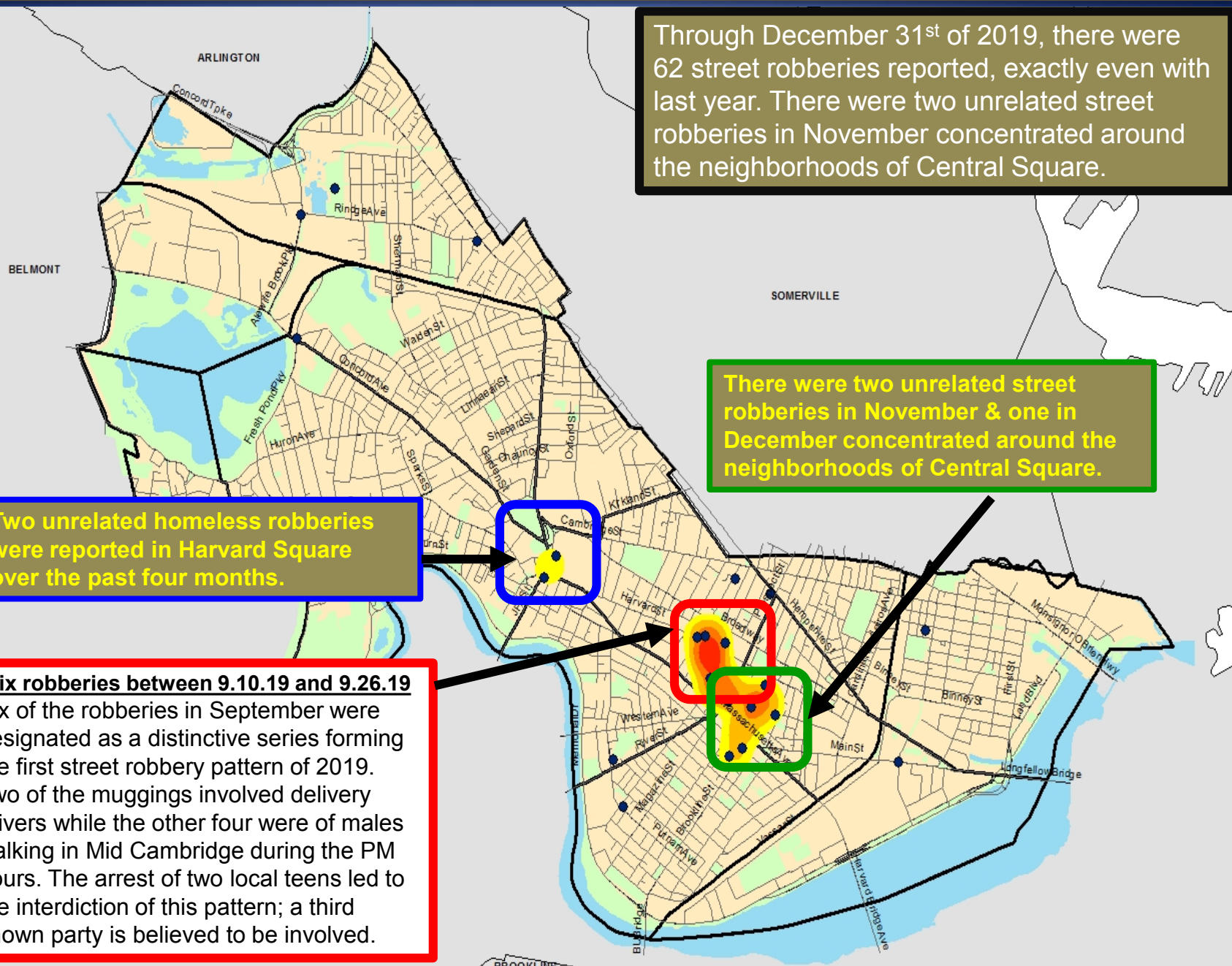
Through December 31<sup>st</sup> of 2019, there were 62 street robberies reported, exactly even with last year. There were two unrelated street robberies in November concentrated around the neighborhoods of Central Square.

There were two unrelated street robberies in November & one in December concentrated around the neighborhoods of Central Square.

Two unrelated homeless robberies were reported in Harvard Square over the past four months.

## Six robberies between 9.10.19 and 9.26.19

Six of the robberies in September were designated as a distinctive series forming the first street robbery pattern of 2019. Two of the muggings involved delivery drivers while the other four were of males walking in Mid Cambridge during the PM hours. The arrest of two local teens led to the interdiction of this pattern; a third known party is believed to be involved.







# Geographic Breakdown of Commercial Robberies: 7.1.19 – 12.31.19

Cambridge Police BridgeStat

Strong arm at convenience store on Mass Ave on September 11<sup>th</sup> at 8PM.  
**Three local teens summonsed.**

**Retail** robbery in Harvard Square on July 6<sup>th</sup> at 11:45pm - shoplifting escalation

**Retail** robbery - shoplifting escalation at Target in Porter Square on July 19<sup>th</sup> at 4PM

The first non-shoplifting commercial robbery at a convenience store near Porter Square on June 13<sup>th</sup>; an arrest was made. On the 11<sup>th</sup> of September, three North Cambridge teens were summonsed for a confrontation with a clerk at a Mass Ave convenience store. No commercial robberies were reported anywhere in Cambridge in October or December.

**Retail** robbery at Liquor Store – August 14<sup>th</sup> at 5PM - shoplifting escalation

## Premise Type

- Convenience Store
- Department Store
- Drug Store
- Gasoline Station
- Liquor Store

The first commercial robbery pattern of 2019 was identified at the end of November when, on two consecutive weekends, gas stations were robbed by a knife-wielding or knife-threatening suspect with matching descriptions. A third incident at a retail store on Cambridge Street on 11.29.19 may also be related to this series. Nothing new was reported in this series in December.



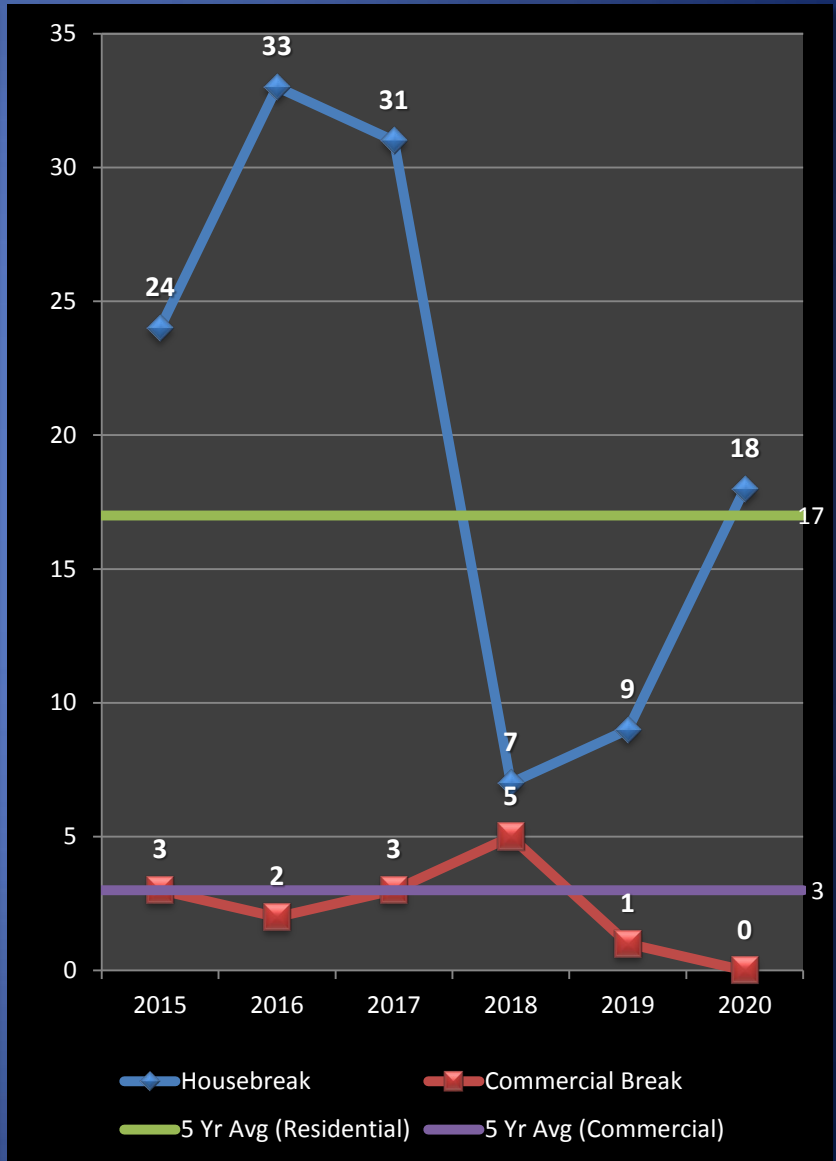
# Burglary

## No Patterns

- The property index crime of burglary, the combination of residential and commercial breaks, has recorded a moderate decrease of 10% in January of 2020 when compared to the five-year average, with two fewer incidents reported below the projected total of 20 breaks. However, when compared with last year's near historically low total of ten incidents for the first month of the year, a significant 80% increase has been registered with eight additional crimes reported.
- There were zero commercial burglaries recorded during the first month of 2020 in Cambridge. Currently, there are no commercial burglary patterns, hot spots, or concentrations active in Cambridge. A historically low total of 36 incidents was registered through December 31<sup>st</sup> of 2019, which translates to a substantial 36% decline below the number for the previous year.
- Currently, there are no housebreak patterns in Cambridge. However, when compared with last year's near historically low total of nine incidents for the first month of the year, a significant 100% increase has been registered with nine additional crimes reported. The CAU is monitoring sporadic activity in lower Cambridgeport with bicycles the main target.
- Housebreaks free-fell 39% last year when measured against the total for 2018, with 77 fewer incidents. A decline of 49% was also recorded below the forecasted total of 233 housebreaks through December 31<sup>st</sup> of 2019. There were over 200 fewer housebreaks in Cambridge in 2019 than in 2015 when a series of patterns by known offenders were operative throughout the City.

### Percent Change

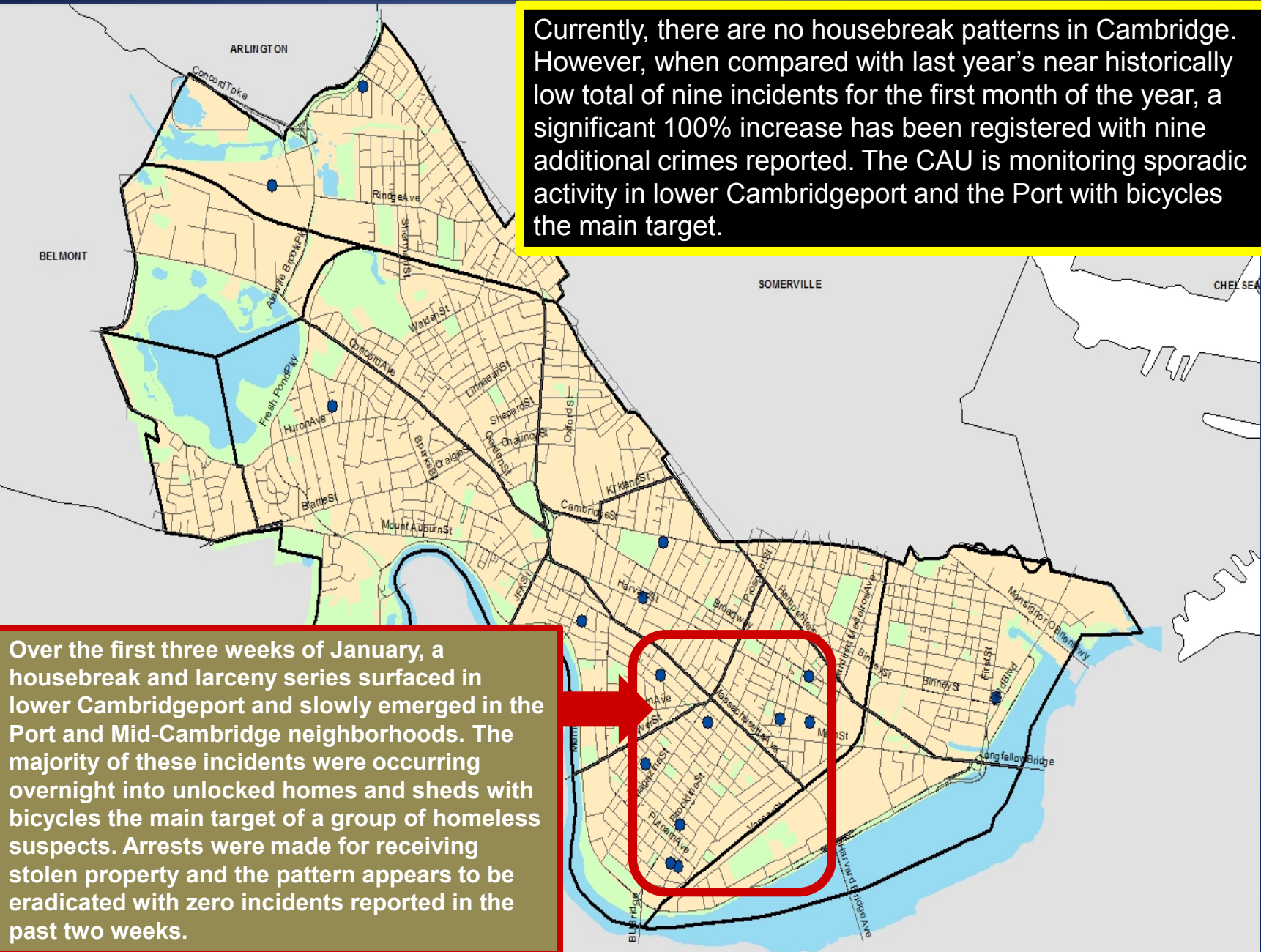
Last 4 Weeks	Previous Year	5-Year Average
-19%	+80%	-10%





## Geographic Breakdown of Housebreaks: 1.1.20 – 2.3.20

Currently, there are no housebreak patterns in Cambridge. However, when compared with last year's near historically low total of nine incidents for the first month of the year, a significant 100% increase has been registered with nine additional crimes reported. The CAU is monitoring sporadic activity in lower Cambridgeport and the Port with bicycles the main target.



Over the first three weeks of January, a housebreak and larceny series surfaced in lower Cambridgeport and slowly emerged in the Port and Mid-Cambridge neighborhoods. The majority of these incidents were occurring overnight into unlocked homes and sheds with bicycles the main target of a group of homeless suspects. Arrests were made for receiving stolen property and the pattern appears to be eradicated with zero incidents reported in the past two weeks.

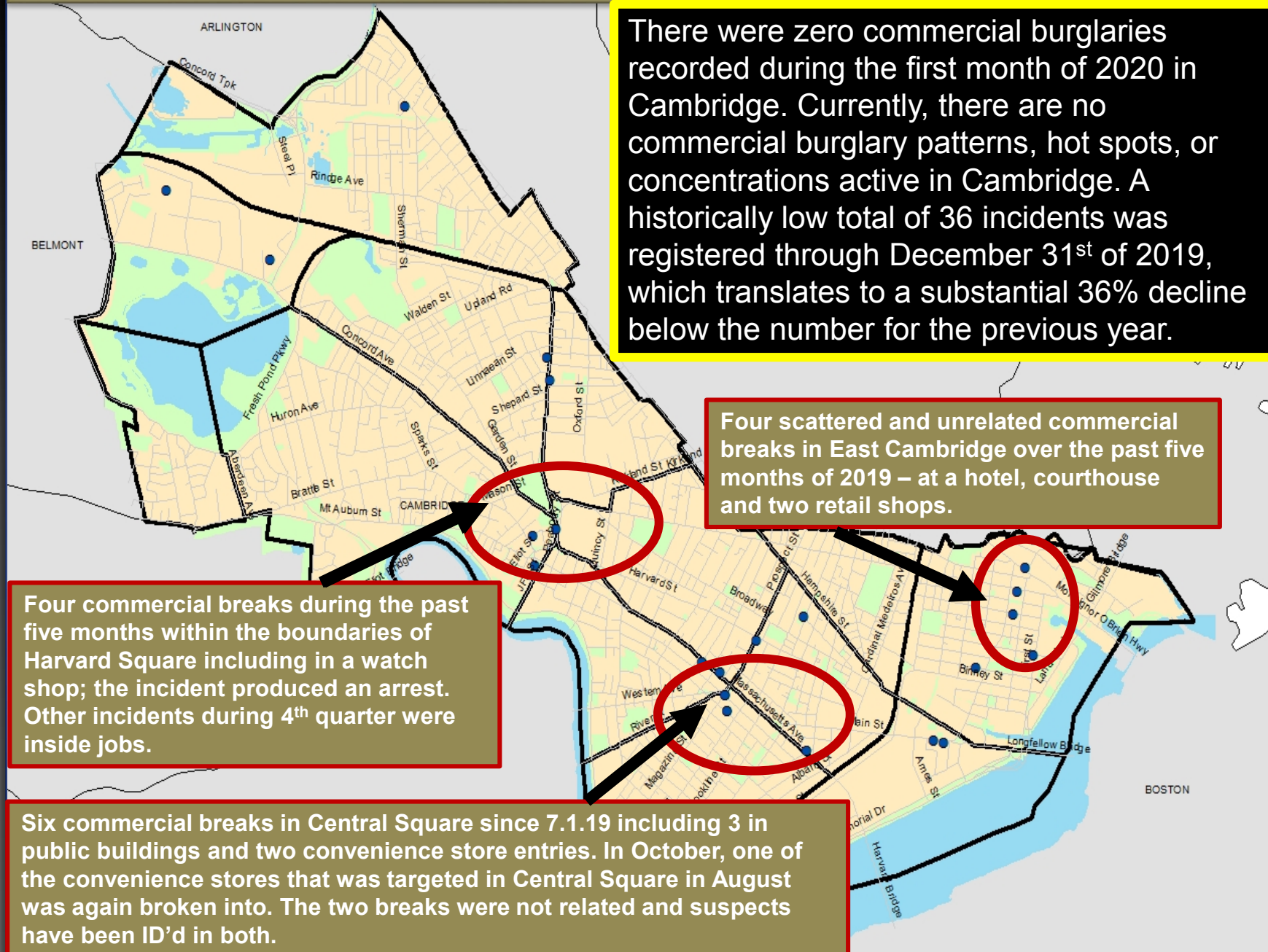




# Geographic Breakdown of Commercial Breaks: Fourth Quarter of 2019

Cambridge Police BridgeStat

January  
2020





# LARCENY

*No Patterns*

- **Overall larceny for the first month of 2020 registered at 52 incidents (42%) above the same time frame in 2019.** The total of 175 larcenies reported year-to-date in 2020 is also 39% above the 5-year average of 126 incidents through 2/3.
- **There were 19 larcenies from MVs reported in January 2020, 1 incident below the number reported** during the same time frame in 2019. This property crime is also down 14% below the 5-year average of 22.
- **Through the first month of 2020, there have been 13 larcenies from the person reported in Cambridge, up 5 incidents (63%) above the first month of 2019.** Central Square saw the most activity this January with 4 incidents, followed by Harvard Square with 3.
- **There have been 40 larcenies from buildings reported through 2/3 of 2020.** This is 18 incidents (or 82%) above the same time frame in 2019 and 15 incidents (or 60%) above the 5-year average. Thefts from lockers at local gyms were one of the most problematic categories for this type of larceny in 2019 and this remains a problem in early 2020 with 7 reported in January.
- **Larcenies from residences ended 2019 with a small 3% decrease (-8 incidents) when compared with 2018. Conversely, this larceny type is up 24% (7 incidents) through the first month of 2020 when compared with January 2019.** Package thefts have made up the majority of this crime type in recent years and have remained higher than average in 2020 despite the end of the holiday season.
- **Larceny of bicycle numbers in 2019 finished substantially higher than the totals reported in 2018 (425 in 2019 vs 307 in 2018).** This trend has continued into January 2020, with 14 more bike thefts reported than in January 2019. Thanks to the more moderate temperatures and reduced snowfall this year when compared with past years, bike thefts are up a substantial 214% (15 thefts) over the five-year average.

## Percent Change

Last 4 Weeks

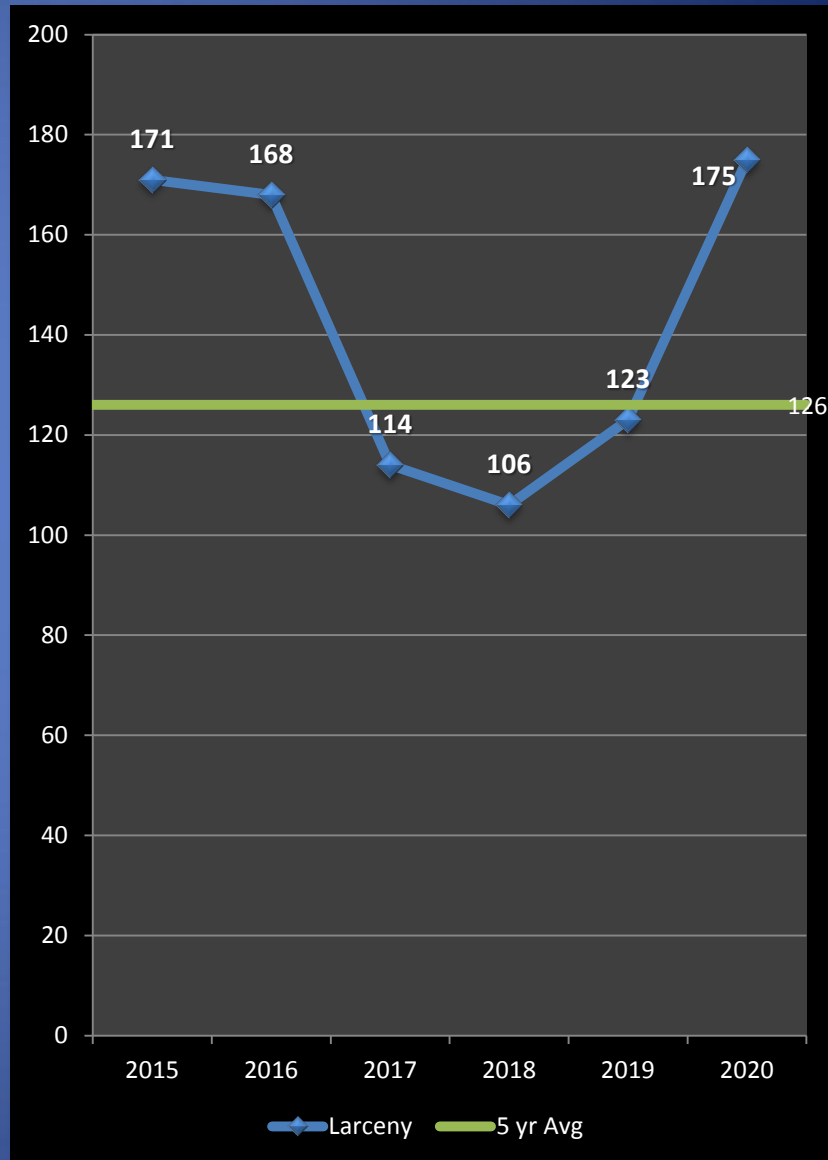
**+42%**

Previous Year

**+42%**

5-Year Average

**+39%**







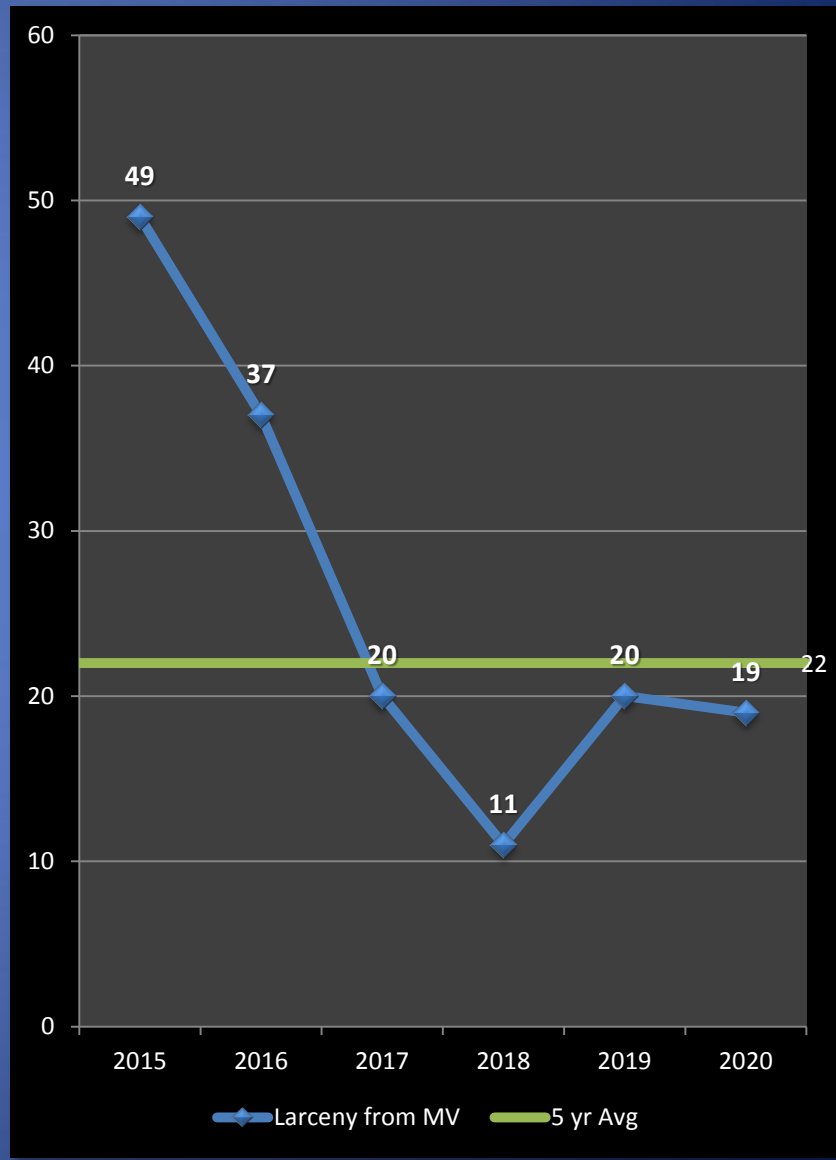
# LARCENY From MV

*No Patterns*

- It used to be that weather was a major factor in the number of larcenies from motor vehicles reported in the winter months in Cambridge. More snow would equal fewer car breaks and vice versa. However, in recent years, the overall drop in larcenies from motor vehicles has been so substantial that weather no longer seems to play as big of a role. For example, in January 2015, over 30 inches of snow fell in the Boston area and Cambridge recorded 49 car breaks. Conversely, in January of 2019 and 2020, 3 inches of snow or less fell in the area, but only 20 and 19 car breaks were reported, respectively. Weather has become yet another factor that we can no longer rely on to explain the dwindling car break numbers over recent years.
- Over the first two weeks of January, there were only six scattered and unrelated larceny from motor vehicles reported in the City. Over the final 14 days of the month, distinct clusters of activity formed in the Agassiz and North Cambridge neighborhoods. Two arrests since 1.27.20 in these activity areas appear to have stopped this series.
- Preliminary end-of-year numbers for larcenies from motor vehicles indicate a moderate decrease of 13% for 2019 when compared with the same time period last year, with 34 fewer incidents reported through December 31<sup>st</sup>. This property crime has declined a sizable 28% when measured against the five-year average, with 93 fewer incidents than the projected total of 329 thefts.

## Percent Change

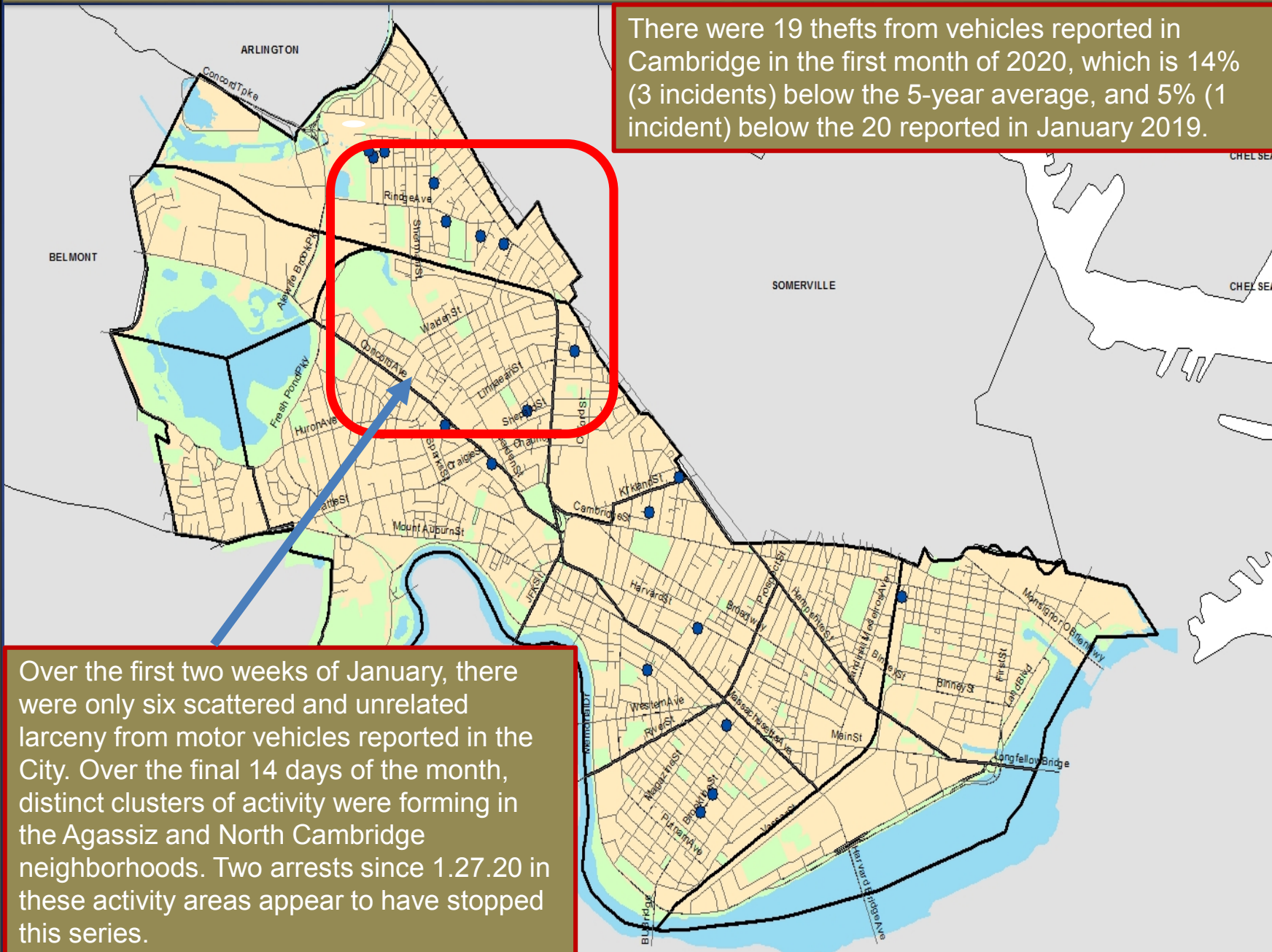
Last 4 Weeks	Previous Year	5-Year Average
+55%	-5%	-14%





## Geographic Breakdown of Larceny from Motor Vehicles: 1.1.20 – 2.3.20

There were 19 thefts from vehicles reported in Cambridge in the first month of 2020, which is 14% (3 incidents) below the 5-year average, and 5% (1 incident) below the 20 reported in January 2019.



Over the first two weeks of January, there were only six scattered and unrelated larceny from motor vehicles reported in the City. Over the final 14 days of the month, distinct clusters of activity were forming in the Agassiz and North Cambridge neighborhoods. Two arrests since 1.27.20 in these activity areas appear to have stopped this series.



# LARCENY from Person

## No Patterns

- Through the first month of 2020, there have been 13 larcenies from the person reported in Cambridge, up 5 incidents (63%) above the first month of 2019. When compared to the 5 year average, there has been an increase of two incidents (+18%).
- Central Square saw the most activity this January with 4 incidents, followed by Harvard Square with 3. All took place at different locations.
- The larceny from person total for 2019 decreased by seven incidents (-4%) in comparison to 2018. The 159 thefts from persons reported in 2019 translated to a decrease of 21 incidents (-12%) below the 180 incidents forecasted.
- Central Sq. saw the most activity in 2019 with 63 incidents, followed by Harvard Square with 38 incidents, and the CambridgeSide / East Cambridge area with 20.
- A majority of the incidents in 2019 were comprised of thefts of otherwise unattended property, such as at local parks, sidewalks, or in shelters (38 incidents), thefts from patrons at restaurants/cafes/bars (38 incidents), grab & run incidents (34 incidents), and thefts from shoppers (28 incidents). The remaining incidents were categorized as pocket-pickings (21 incidents).

### Percent Change

Last 4 Weeks

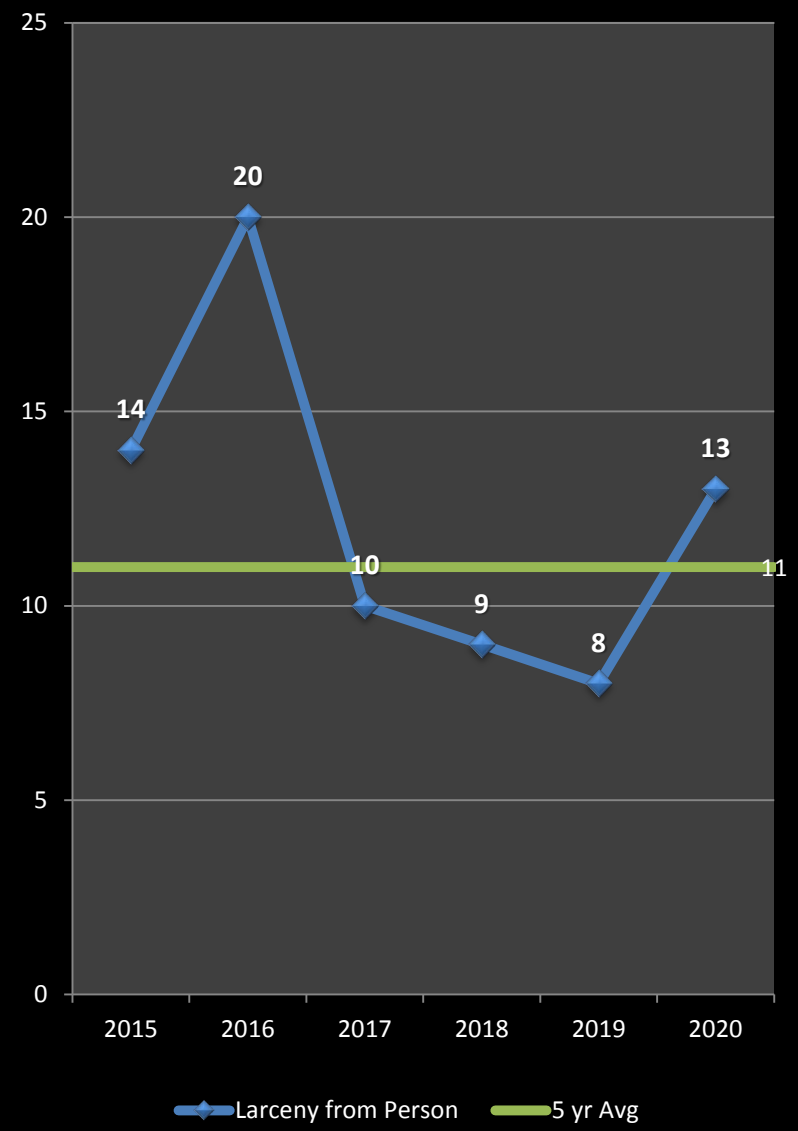
0%

Previous Year

+63%

5-Year Average

+18%





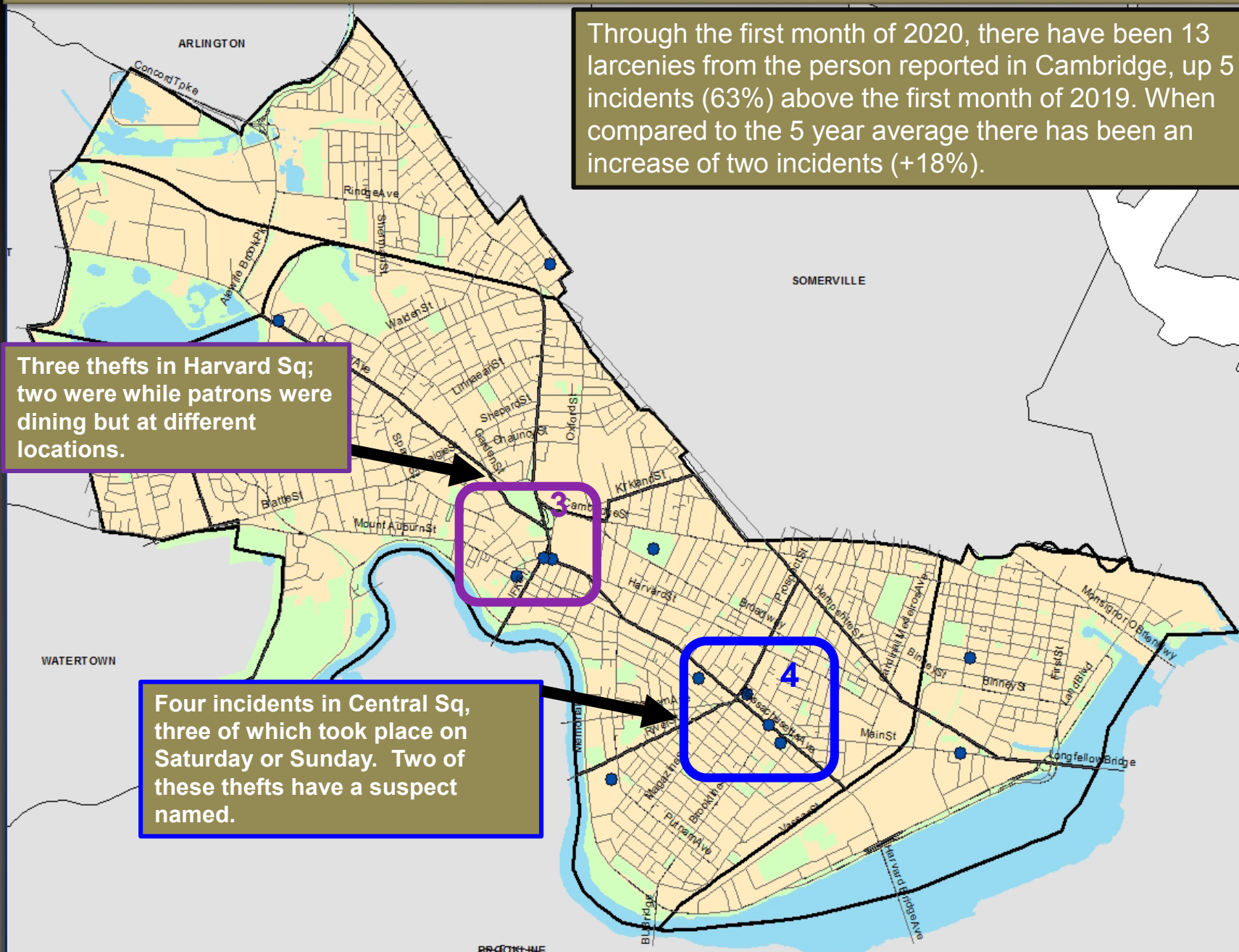


# Geographic Breakdown of Larceny from Person: 1.1.20 – 2.3.20

Through the first month of 2020, there have been 13 larcenies from the person reported in Cambridge, up 5 incidents (63%) above the first month of 2019. When compared to the 5 year average there has been an increase of two incidents (+18%).

Three thefts in Harvard Sq;  
two were while patrons were dining but at different locations.

Four incidents in Central Sq,  
three of which took place on Saturday or Sunday. Two of these thefts have a suspect named.





# LARCENY of Bicycle

## No Patterns

- Bike thefts continue to be up significantly 175% (+14 incidents) in 2020 when compared with 2019, and up 214% (+15 incidents) above the 5-year average. Of the 22 bike thefts reported in 2020, 14 (64%) were reportedly locked at the time of the theft.
- Bike thefts were up 38% (+118 incidents) in 2019 when compared with 2018, and up 30% (+97 incidents) above the 5-year average. Of the 425 bike thefts reported in 2019, 314 (74%) were reportedly locked at the time of the theft.
- From August through October 2019, there were buildings on Cambridgepark Dr in North Cambridge, that had their bike storage areas hit hard. There were 16 reports with multiple high end bikes listed as stolen. Two parties were arrested during one of the incidents and another was identified through surveillance.
- Although the majority of bicycles tend to be stolen from streets, sidewalks, and yards, we continue to see an increase in thefts from parking garages and building storage areas.

Top Neighborhoods for Bike Thefts in 2020

Neighborhood	YTD Total	% Citywide
Cambridgeport	6	27%
North Cambridge	5	23%
Mid-Cambridge	4	18%

### Percent Change

Last 4 Weeks

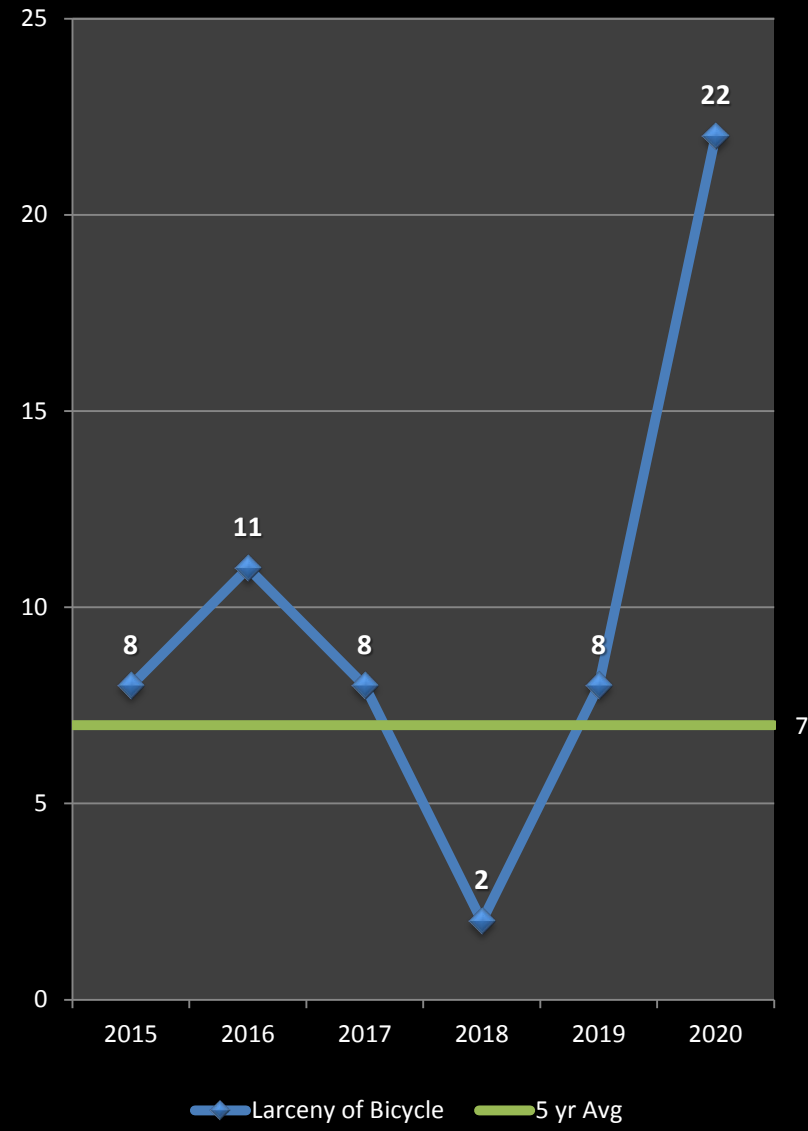
Previous Year

5-Year Average

+320%

+175%

+214%

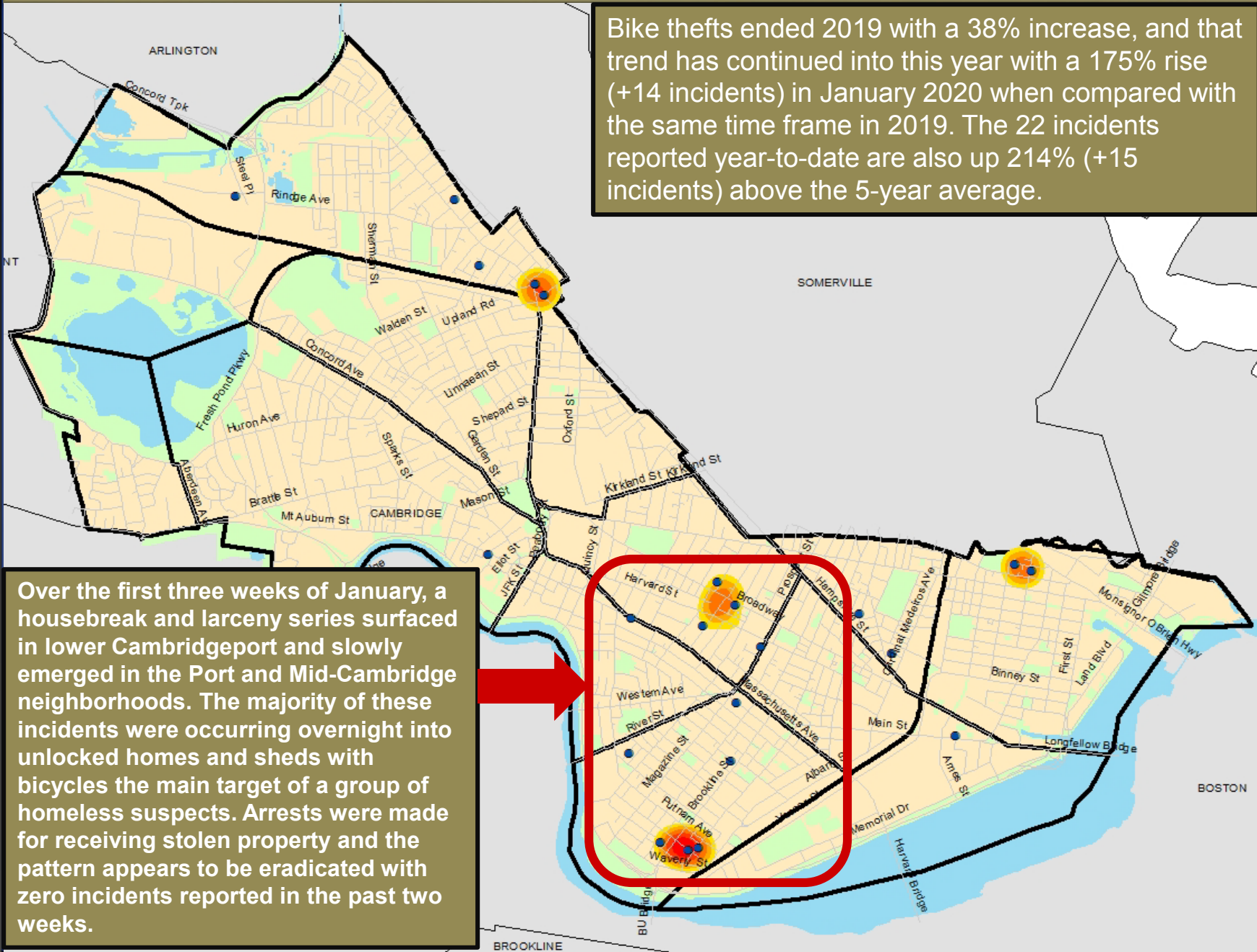






## Geographic Breakdown of Bicycle Theft: 1.1.20 – 2.3.20

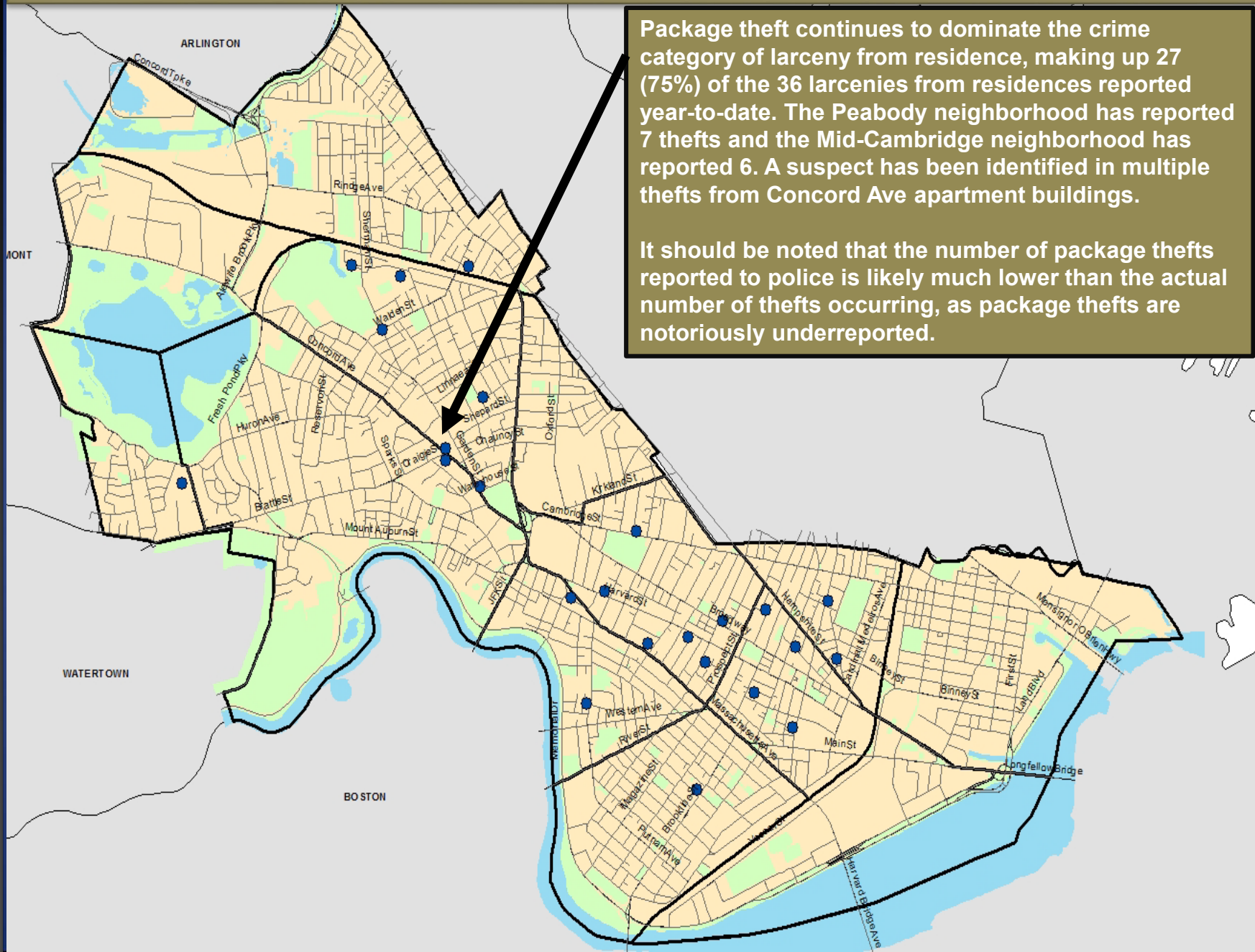
Bike thefts ended 2019 with a 38% increase, and that trend has continued into this year with a 175% rise (+14 incidents) in January 2020 when compared with the same time frame in 2019. The 22 incidents reported year-to-date are also up 214% (+15 incidents) above the 5-year average.



Over the first three weeks of January, a housebreak and larceny series surfaced in lower Cambridgeport and slowly emerged in the Port and Mid-Cambridge neighborhoods. The majority of these incidents were occurring overnight into unlocked homes and sheds with bicycles the main target of a group of homeless suspects. Arrests were made for receiving stolen property and the pattern appears to be eradicated with zero incidents reported in the past two weeks.



## Geographic Breakdown of Package Thefts: 1.1.20 – 2.3.20





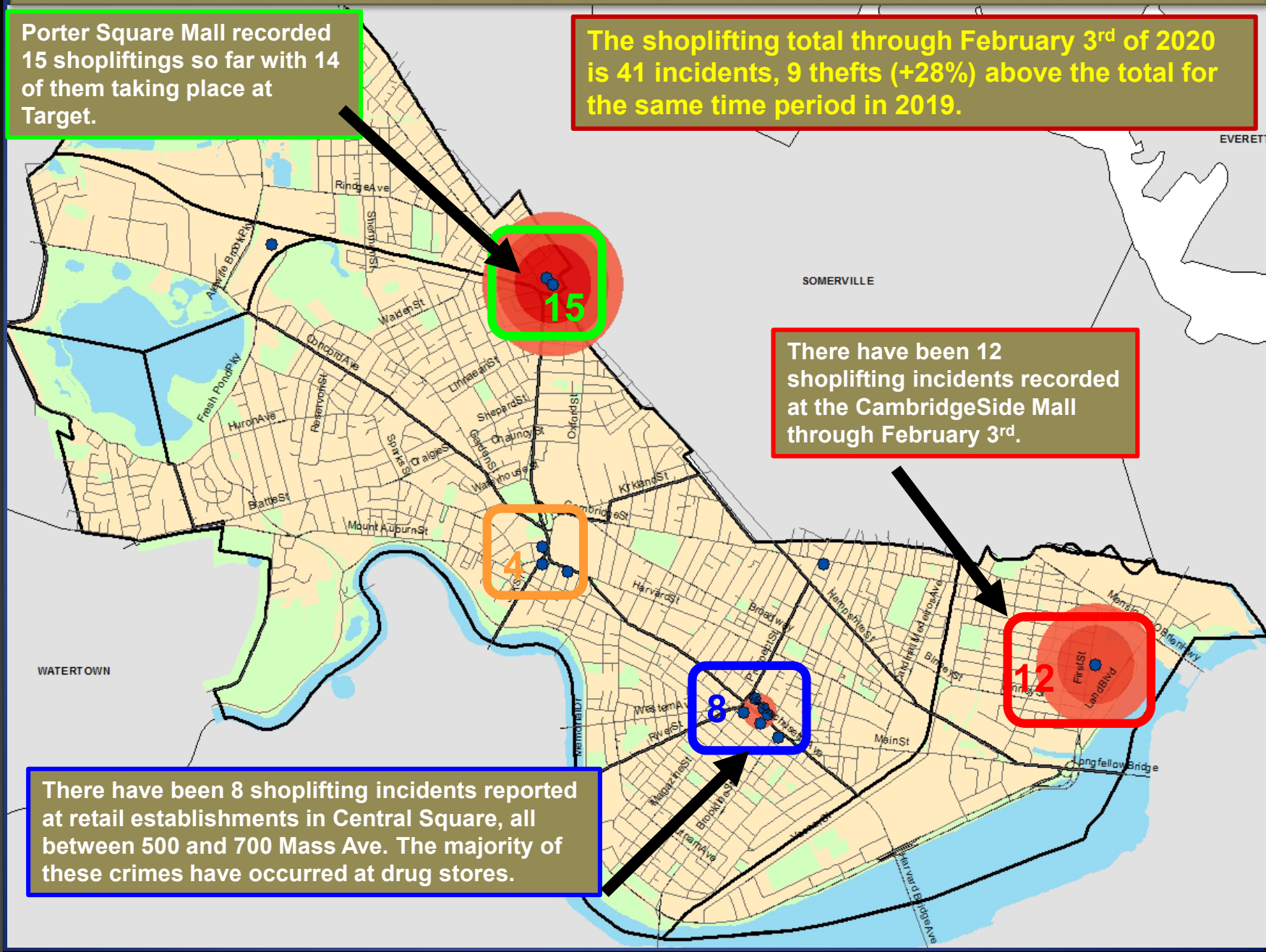
## Geographic Breakdown of Shoplifting: 1.1.20 – 2.3.20

Porter Square Mall recorded 15 shopliftings so far with 14 of them taking place at Target.

The shoplifting total through February 3<sup>rd</sup> of 2020 is 41 incidents, 9 thefts (+28%) above the total for the same time period in 2019.

There have been 12 shoplifting incidents recorded at the CambridgeSide Mall through February 3<sup>rd</sup>.

There have been 8 shoplifting incidents reported at retail establishments in Central Square, all between 500 and 700 Mass Ave. The majority of these crimes have occurred at drug stores.







# AUTO THEFT

*No Patterns*

- The projected 5-year weighted average for auto thefts for January is 8. With only two reported thus far in 2020, we are down 75% below the average and 82% below the 11 reported during this time frame in 2019.

## 2019 Review

- There were 109 auto thefts reported in 2019, which is down 2% from 2018 and perfectly inline with the 5 year average of 109. From June through September, only 15 thefts involved mopeds, scooters, or motorcycles. Usually they are more frequent in the summer, but this trend did not materialize in 2019 compared to other years.
- One trend that emerged in June was the thefts of older model Toyotas from the Cambridgeport / Riverside area of the city. Many of these vehicles were also recovered in the same neighborhoods, leading to the speculation that some of these incidents may have involved thefts for joyriding purposes by suspects who live in the area. A juvenile from Cambridge was arrested after he was caught driving one of the stolen Toyotas in Somerville in July. He is believed to be one of several juveniles involved in this series of thefts.
- Only 32 vehicles reported stolen in 2019 were stolen from north of the Harvard Square area; the other 77 thefts took place in the lower half of the city. The Neighborhood breakdown was as follows: Riverside with 21, the Port and East Cambridge with 13 each, West Cambridge with 12, North Cambridge with 11, Cambridgeport with 10, MIT with 9, Inman with 7, Agassiz with 5, Mid-Cambridge with 4, and the Highlands and Peabody with 2 each.
- At least 55 (or 50%) of the vehicles stolen in 2019 have been recovered.

## Percent Change

Last 4 Weeks

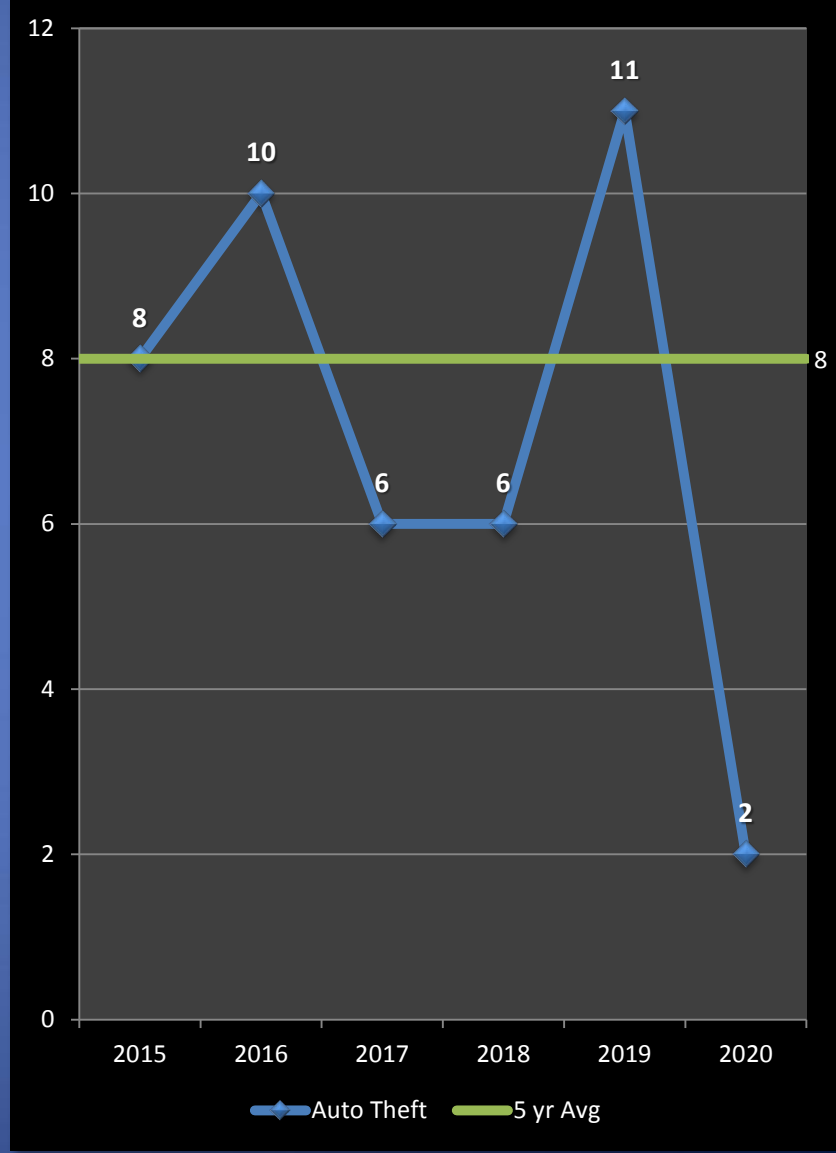
**-33%**

Previous Year

**-82%**

5-Year Average

**-75%**





# Help Prevent Crime

*And keep yourself informed!*

## To receive information from the CPD:

- Sign up with for the **Cambridge Alert Network**, to receive alerts about emerging crime patterns, neighborhood meetings, and crime prevention tips, by visiting [www.CambridgeMa.gov/AlertNetwork](http://www.CambridgeMa.gov/AlertNetwork).
- “Like” the Cambridge Police Department on Facebook at [www.facebook.com/CambridgePolice](http://www.facebook.com/CambridgePolice)
- Follow [@CambridgePolice](https://twitter.com/CambridgePolice) on Twitter.
- Visit our website at [www.CambridgePolice.org](http://www.CambridgePolice.org) for valuable information and reports including the Daily Log and BridgeStat, which is published on the first Friday of every month.
- Download our “MyPD” smartphone app at [www.CambridgePolice.org/MyPD](http://www.CambridgePolice.org/MyPD).

## To Share Information with the CPD:

- Call our Non-Emergency Telephone Number at **617-349-3300**.
  - Every call for service generates a police response, so help drive our resources by reporting things that seem suspicious or out of the ordinary.
- Send an Anonymous TEXT-A-TIP:
  - Send an ANONYMOUS text message to **Tip411 (847411)**. Begin your message with Tip650 and then type your message. You will receive a response from the Cambridge Police with the option to continue communicating. Please remember that this is not a replacement for 9-1-1. **If you witness an emergency situation, please call 9-1-1 immediately.**
- Send an Anonymous Crime Tip E-Mail at [www.CambridgePolice.org/Tips](http://www.CambridgePolice.org/Tips)



# Questions?

- The complete 2018 Cambridge Police Annual Crime Report is available on our website at [www.CambridgePolice.org](http://www.CambridgePolice.org).
- The 2019 Annual Crime Report will be released later this winter.
- We welcome all questions, comments, and suggestions.
- Please direct your feedback to: [BridgeStat@CambridgePolice.org](mailto:BridgeStat@CambridgePolice.org).
- To review previous editions of BridgeStat, visit our website at [www.CambridgePolice.org/BridgeStat](http://www.CambridgePolice.org/BridgeStat).