



# Cambridge Police Department BridgeStat

March 2021

Produced by the Crime Analysis Unit



# Part I Total Crime

An analysis of serious crime statistics for the First Quarter of 2021 indicates a perceptible increase of 13% in the Part One index total for Cambridge when compared with 2020. Over the first three months of this year, there were 561 serious crimes reported in the City. For the same time period in 2020, the combined total for Murder, Rape, Robbery, Aggravated Assault, Burglary, Larceny & Auto theft was 495 incidents, 66 fewer than this year. When measured against the five-year average, a notable 19% bounce in the crime index has been registered.

Further analysis of the crime totals between January 1<sup>st</sup> & March 29<sup>th</sup> of 2021 reveals that while violent crimes recorded a slight 3% increase when compared with last year, property crimes leaped upward 15% with 64 additional crimes reported when compared with the first twelve weeks of 2020. There was one homicide, three rapes, and 13 robberies recorded in the first 88 days of 2021.

The 180% increase in larcenies from motor vehicles, the 59% rise in thefts from residences, and 78% leap upward in larcenies of bicycles when compared with the First Quarter of 2020 have been the key trend indicators observed so far in 2021. These three categories of larceny accounted for 58% of the total crime index so far in 2021.

When analyzing the serious crime totals of March 2021 versus the previous month of February, there has been a measurable decrease of 14% in the number of index incidents with 27 fewer crimes reported

	4 Week Snapshot			Year to Date			Five Year	
	2/2/21 - 3/1/21	3/2/21 - 3/29/21	Change	2020	2021	Change	Avg	Change
Total Violent Crime	26	23	-12%	64	66	3%	57	16%
Total Property Crime	162	138	-15%	431	495	15%	416	19%
Total Part I Crime	188	161	-14%	495	561	13%	473	19%



# Part I Property Crime

Analysis of property crime totals for the First Quarter of 2021 points to a 15% increase when measured against the 2020 totals and a 19% uptick above the five-year average, with 64 additional incidents above the total for the first three months of last year and 79 additional crimes above the 416 reports forecasted for this time period.

Two of the major property crime categories recorded significant inclines when measured against the first 88 days of 2020, most notably a 180% surge in larceny of motor vehicles, fueled by a regional pattern of the thefts of catalytic converters, and a 78% upturn in bike thefts, which is an uncharacteristic trend for this crime during the colder weather months.

	4 Week Snapshot				Year to Date			Five Year	
	2/2/21 - 3/1/21	3/2/21 - 3/29/21	Change		2020	2021	Change	Avg	Change
<b>Burglary</b>	<b>15</b>	<b>19</b>	<b>27%</b>		<b>51</b>	<b>46</b>	<b>-10%</b>	<b>51</b>	<b>-10%</b>
Commercial Break	6	6	0%		13	17	31%	9	89%
Housebreak	9	13	44%		38	29	-24%	41	-29%
<b>Larceny</b>	<b>144</b>	<b>111</b>	<b>-23%</b>		<b>364</b>	<b>432</b>	<b>19%</b>	<b>348</b>	<b>24%</b>
Larceny (Misc)	2	2	0%		7	7	0%	6	17%
Larceny from Building	6	9	50%		64	29	-55%	68	-57%
Larceny from MV	53	16	-70%		40	112	180%	51	120%
Larceny from Person	7	5	-29%		23	16	-30%	30	-47%
Larceny from Residence	37	23	-38%		74	118	59%	63	87%
Larceny of Bicycle	25	35	40%		55	98	78%	35	180%
Larceny of Plate	1	1	0%		0	4	IN-CALC	3	33%
Larceny of Services	0	0	IN-CALC		2	1	-50%	4	-75%
Shoplifting	13	20	54%		99	47	-53%	87	-46%
<b>Auto Theft</b>	<b>3</b>	<b>8</b>	<b>167%</b>		<b>16</b>	<b>17</b>	<b>6%</b>	<b>17</b>	<b>0%</b>
<b>Total Property Crime</b>	<b>162</b>	<b>138</b>	<b>-15%</b>		<b>431</b>	<b>495</b>	<b>15%</b>	<b>416</b>	<b>19%</b>



# Part I Violent Crime

From January 1<sup>st</sup> to March 29<sup>th</sup> of 2021, there were 66 violent crimes recorded in Cambridge, two incidents above last year (+3%) and nine additional violent crimes (+16%) over the 57 incidents forecasted for the first three months of the year.

With 13 robberies recorded in the First Quarter of 2021—four categorized as commercial and nine classified as street incidents—there was a slight dip of one less crime when compared with 2020. The remarkable streak of 27 months without a bank robbery came to an abrupt conclusion when a serial robber hit twice around Thanksgiving of 2020. On January 19<sup>th</sup> of 2021, the Mass State Police, FBI Bank Robbery Task Force and Cambridge Police arrested a suspect in Boston for the November 23<sup>rd</sup> robbery of TD Bank located at 1270 Mass Ave. The subject is also a suspect in several other area bank robberies.

The first homicide of the year in Cambridge was a fatal shooting that occurred at approximately 12:40 a.m. on Saturday 3/27/21 on Pemberton Street. The victim was reportedly located unconscious outside his vehicle by a passerby who called 911. The victim was transported to Mount Auburn Hospital where he later died. The victim has been identified as Xavier Louis-Jacques, 19, of Cambridge.

	4 Week Snapshot			Year to Date			Five Year	
	2/2/21 - 3/1/21	3/2/21 - 3/29/21	Change	2020	2021	Change	Avg	Change
Homicide	0	1	IN-CALC	0	1	IN-CALC	0	IN-CALC
Rape	1	2	100%	7	3	-57%	6	-50%
Robbery	8	2	-75%	14	13	-7%	13	0%
Commercial Robbery	2	1	-50%	3	4	33%	5	-20%
Street Robbery	6	1	-83%	11	9	-18%	8	13%
Aggravated Assault	17	18	6%	43	49	14%	38	29%
Total Violent Crime	26	23	-12%	64	66	3%	57	16%



# MURDER

## No Patterns

- The first homicide of 2021 in Cambridge was a fatal shooting that occurred at approximately 12:40 a.m. on Saturday 3/27/21 on Pemberton Street. The victim was reportedly located unconscious outside his vehicle by a passerby who called 911. The victim was transported to Mount Auburn Hospital where he later died. The victim has been identified as Xavier Louis-Jacques, 19, of Cambridge. The investigation is ongoing.
- On April 23, 2020, Jose Bermudez was arrested for the fatal daylight stabbing of 33-year-old Danilo Perez in Central Square on April 14. Bermudez and Perez were both part of the homeless community and were known to each other. Bermudez is being held without bail. This was the first homicide reported in Cambridge since January of 2019 and it ended up being the only homicide recorded in 2020.
- There was one murder in Cambridge in 2019. The Middlesex DA's Office and the Cambridge Police are asking for public assistance regarding the ongoing investigation into the fatal incident that occurred in the New Street area of Danehy Park around 6:30PM on the night of January 2<sup>nd</sup>, 2019. This incident is being investigated as a homicide. The preliminary investigation suggests that the victim, 60-year-old Paul Wilson, died as a result of blunt force trauma and that robbery does not appear to have been the motive.
- On July 22, 2018, 15-year-old Richelle Robinson of Cambridge died following an assault in which she was shoved to the ground on Cambridge Street. The Office of the Chief Medical Examiner later ruled the cause of death to be blunt force trauma. On July 30, 2019, following an investigation, Isaías Plaza (4/7/00, homeless) was arraigned on charges of manslaughter and assault and battery causing serious bodily injury in connection with Robinson's death. Plaza plead guilty to manslaughter on March 26, 2021 and was sentenced to 2.5 years.

### Percent Change\*

Last 4 Weeks

Previous Year

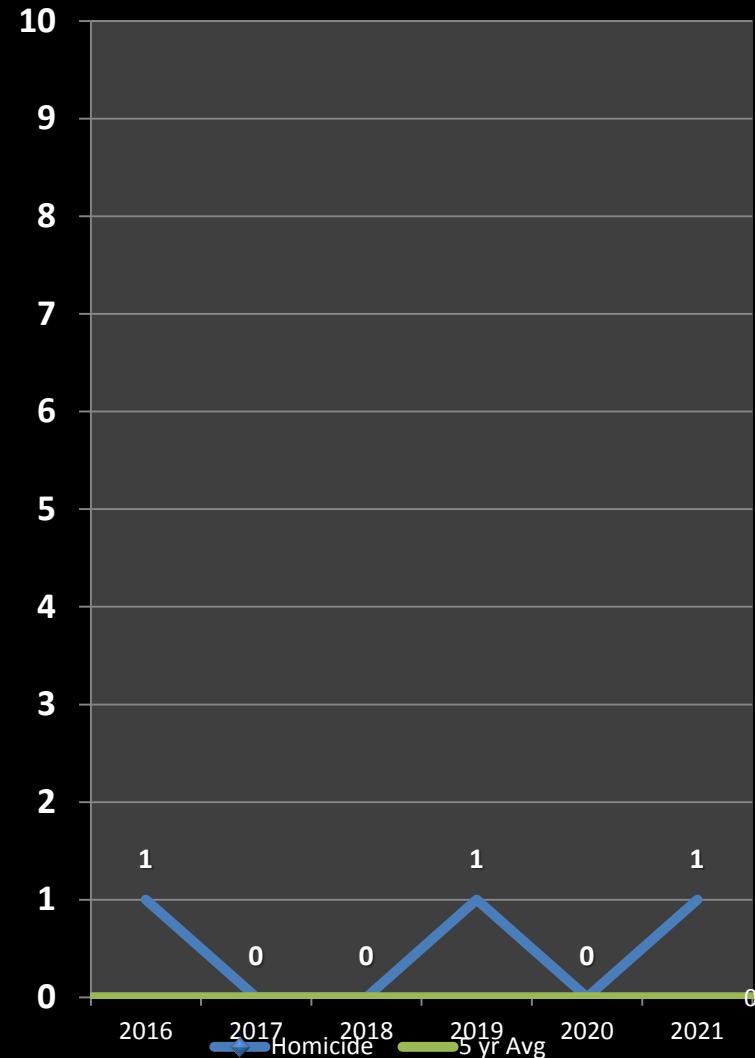
5-Year Average

In-Calc

In-Calc

In-Calc

\*IN -CAL: Percentages are not calculated for numbers so small as to present a statistically misleading percentage.







# Characteristics of Murder in Cambridge

For the 30-year period between 1960 and 1989, the City of Cambridge averaged slightly less than five murders per year. The annual average from 1990 to 2019 fell to approximately two per year. In 2020, that average dropped to one per year. Trend analysis over recent years points to two recurring murder scenarios in Cambridge: domestic murder, in which one family member is brutally killed by another in a homicidal rage, and the murder of young males by a handgun or knife in acts of retaliatory street violence.

## Cambridge Murder Statistics, 1990-2020

- 63 people murdered in 58 incidents (in 4 of the incidents, 2 or more people were killed)
- 43 victims were male
- 20 victims were female
- Most common weapons: handguns (29 incidents) and knives (14 incidents)
- 19 of the 58 cases are still under investigation or remain unsolved
- 27 of the 37 cases since 2000 have been cleared by arrest or by the death of the suspect.



# Unsolved Murders: 2010 to 2020


Cambridge Police BridgeStat



March 12, 2011, Brookline St.

**James Lauture**, 30, of Cambridge, was sitting in a vehicle near Brookline and Watson Streets just after midnight on Saturday, March 12<sup>th</sup>, 2011, when an unknown gunman opened fire. The occupants in the car were able to drive to Central Square. Lauture died from multiple gunshot wounds. The other man in the vehicle survived. This case remains open.

On June 3<sup>rd</sup>, 2012, **Charlene Holmes**, 16, of Cambridge, was shot while sitting on a porch on Willow St. She later succumbed to her wounds at the hospital. The investigation into this incident remains active, but no arrests have been made to date.



June 3, 2012, Willow St



July 3, 2014, Windsor Street.

On July 3<sup>rd</sup>, 2014, at 10:00 PM, **Kensley David**, 22, suffered a single gunshot wound to the head while on Windsor Street. Investigators believe that the incident was not random. This case remains under investigation.

The first murder of 2016 in Cambridge occurred on the night of March 22<sup>nd</sup> when **Armando Hernandez Jr**, 30, of Belmont was killed by gunfire on Mt. Auburn St just before 10 PM. Area residents said they heard 10 or 11 gunshots. A second victim was hospitalized with a leg wound. This case remains under investigation.

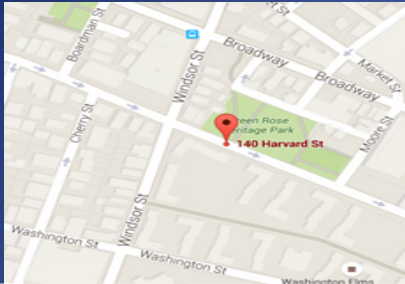


March 22, 2016, Mt Auburn St

**\*Anyone with information about these crimes is asked to contact CPD at 617-349-3370.\***



## Unsolved Murders: 2010 to 2020



June 25, 2016, 140 Harvard St.

On June 25<sup>th</sup> of 2016, Cambridge Police responded to a report of a shooting outside of 140 Harvard Street. Arriving officers discovered the victim, **Anthony Clay**, 49, of Cambridge suffering from a gunshot wound. The victim was transported to Massachusetts General Hospital where he was pronounced dead. This case remains under investigation.

At 3:40 a.m. on October 14, 2017, **Ednilson DaCosta**, 28, of Dorchester, was shot in a motor vehicle in the area of Windsor Street & Evereteze Way. He was pronounced deceased at a local hospital. Minutes later, another male was shot and killed in Somerville. On November 3, 2017, Tony Harris, 28, of Everett, was arrested for the Somerville homicide, but the murder of Ednilson DaCosta remains under investigation.



October 14, 2017, Windsor St.



January 2<sup>nd</sup>, 2019, Danahy Park

Around 6:30PM on the night of January 2<sup>nd</sup>, 2019, a fatal incident occurred in the New Street area of Danahy Park. This incident was classified as a homicide. The investigation suggests that the victim, 60-year-old **Paul Wilson**, died as a result of blunt force trauma and that robbery does not appear to have been the motive. This case remains under investigation.

***\*Anyone with information about these crimes is asked to contact CPD at 617-349-3370.\****





# RAPE

*No Patterns*

- After recording 7 rapes during the first quarter of 2020, there has been a drop to three sexual assaults counted through March 29<sup>th</sup> of 2021. One of the incidents was categorized as a domestic situation and two were classified as acquaintance assaults.
- There were 27 rapes reported in 2020, one less than in 2019. The five-year average for 2020 projected to 28 rapes being recorded in Cambridge, which was one above the final total.
- The 27 rapes in Cambridge in 2020 were categorized in the following manner: nine incidents were chronicled as domestic situations, ten were classified as acquaintance assaults, four were contact incidents, and four were blitz scenarios, one of which was an incident in the Alewife section of the City that remains under investigation.
- Given the tendency for rape statistics to fluctuate each year, projecting future totals is a risky business at best. The actual number of stranger-to-stranger rapes each year in Cambridge—between one and five—remains extremely low.

## Percent Change\*

Last 4 Weeks

**+100%**

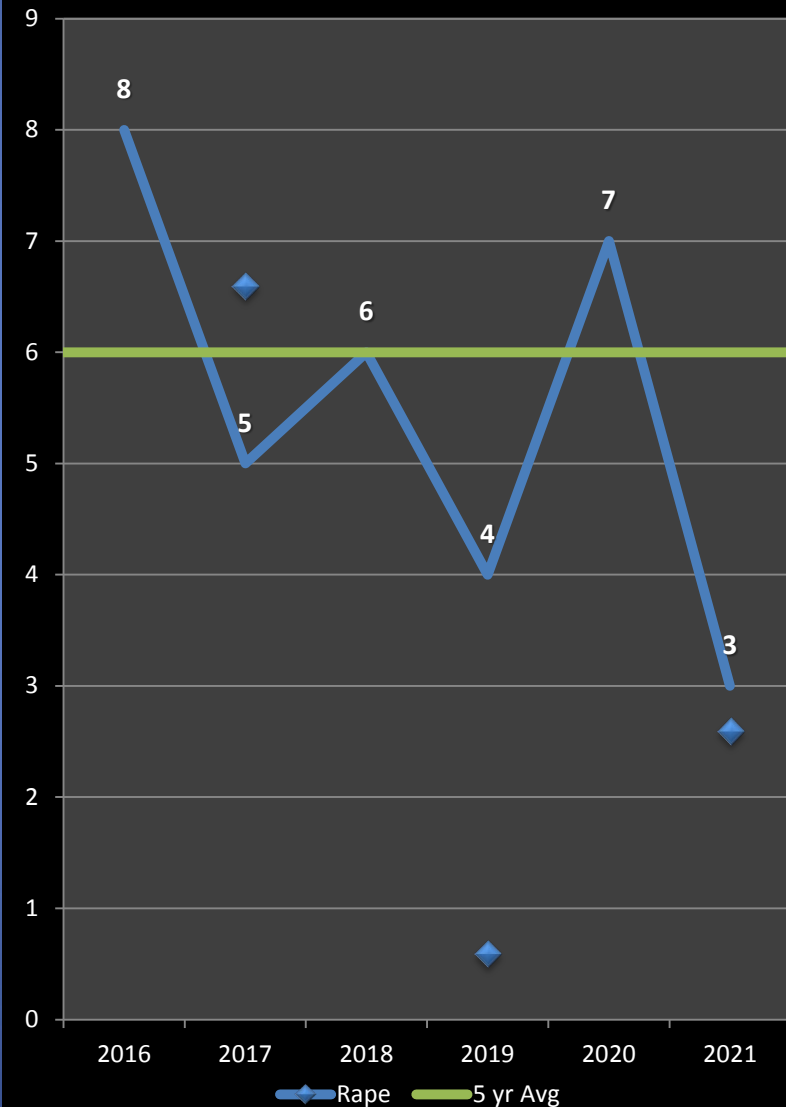
Previous Year

**-57%**

5-Year Average

**-50%**

\*IN -CAL: Percentages are not calculated for numbers so small as to present a statistically misleading percentage.





# AGGRAVATED ASSAULT

*No Patterns*

- The aggravated assault total for the first quarter of 2021 is six incidents (+14%) above the total for the same time period in 2020. The 49 aggravated assaults reported over the first three months of the year is also 11 crimes (29%) above the 38 incidents forecasted for the five-year average.
- The 49 aggravated assaults reported through March 29<sup>th</sup> of 2021 were composed of the following classifications: 11 unprovoked scenarios; 9 altercations between acquaintances; 7 domestic altercations; 4 affrays; 3 of each of the following: homeless assaults, road rage incidents, psychotic episodes, and shop owner/patron; 2 of each of the following: drug deals and assaults between residents and landlord/neighbors; and one each for workplace incidents and assaults against police officers.
- Through the first quarter of 2021 there were four reports of shots fired, including the first homicide of the year. In the non-fatal events, two shots fired incidents resulted in casings recovered but no injuries, and in the third, a victim was sent to the hospital with a non-life-threatening wound. (See map on slide 13).
- Through the first quarter in 2020, there were zero shots fired incidents. Total for the year, there were seven reports of shots fired in 2020, none resulting in any injuries.

## Percent Change

Last 4 Weeks

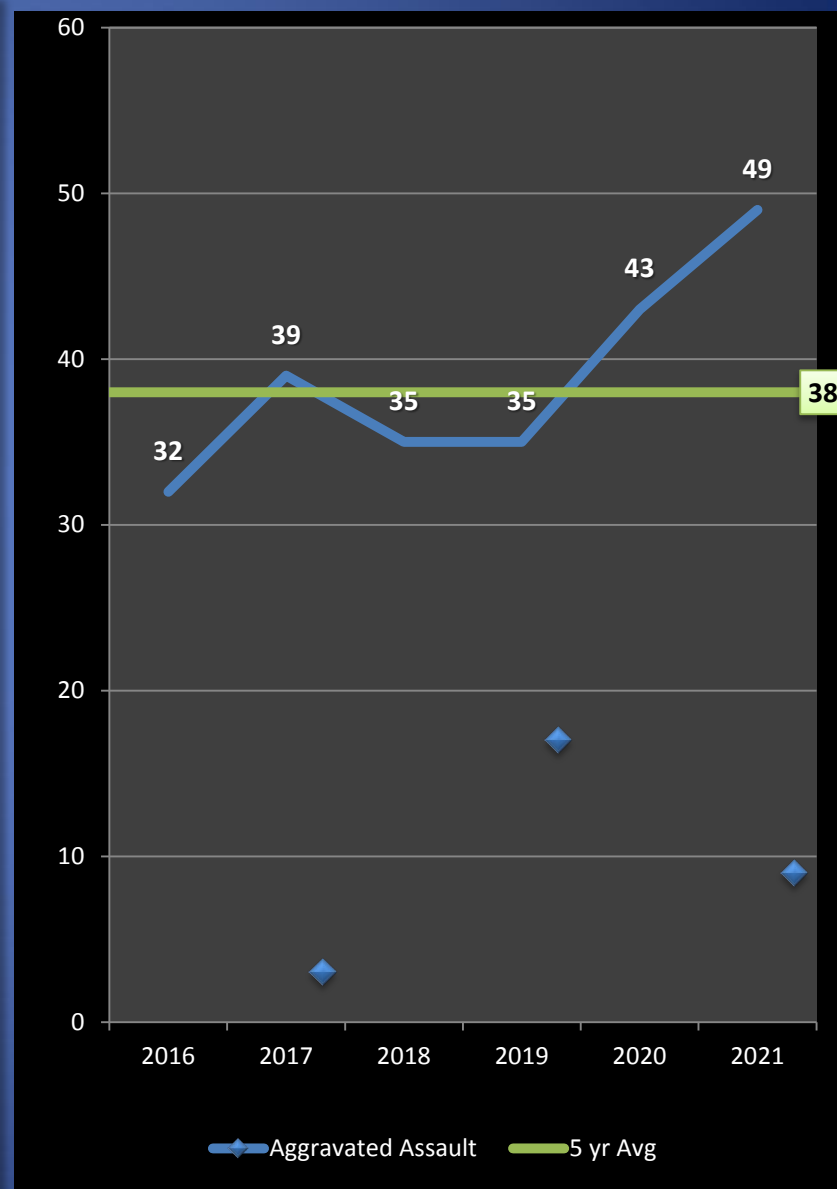
**+6%**

Previous Year

**+14%**

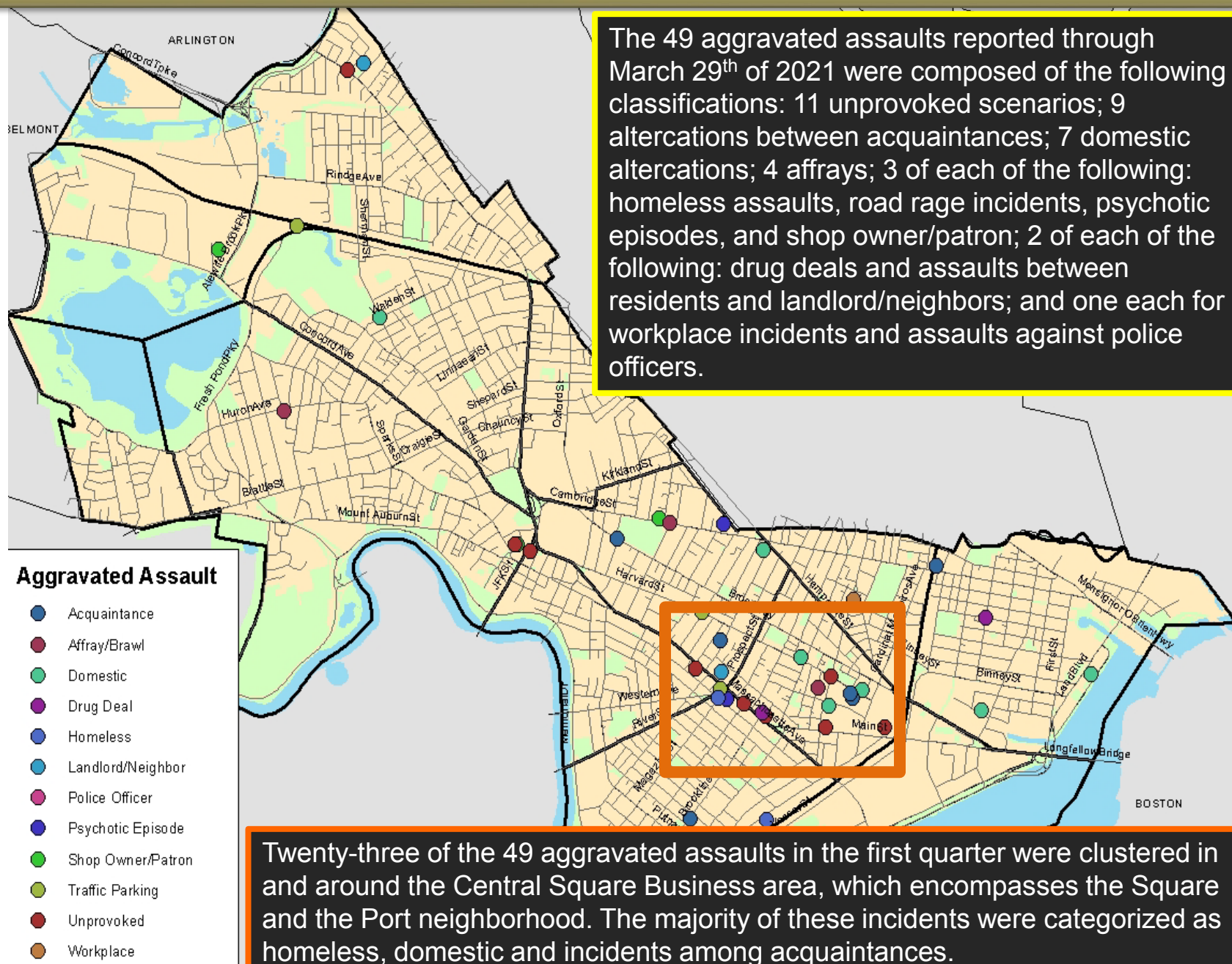
5-Year Average

**+29%**





## Geographic Breakdown of Aggravated Assaults: 1.1.21 – 3.29.21







# Shootings & Shots Fired in Cambridge: 1.1.21 – 3.29.21

Cambridge Police BridgeStat

March  
2021

There have been four shots fired/shooting incidents in Cambridge through 3.29.21, including the first homicide of the year. No shots fired were reported in Cambridge through the same time period in 2020.



**Shots Fired** on 3.26 at 8:30pm  
Harvard St & Windsor St  
ShotSpotter alert. One shell casing recovered. No injuries reported.

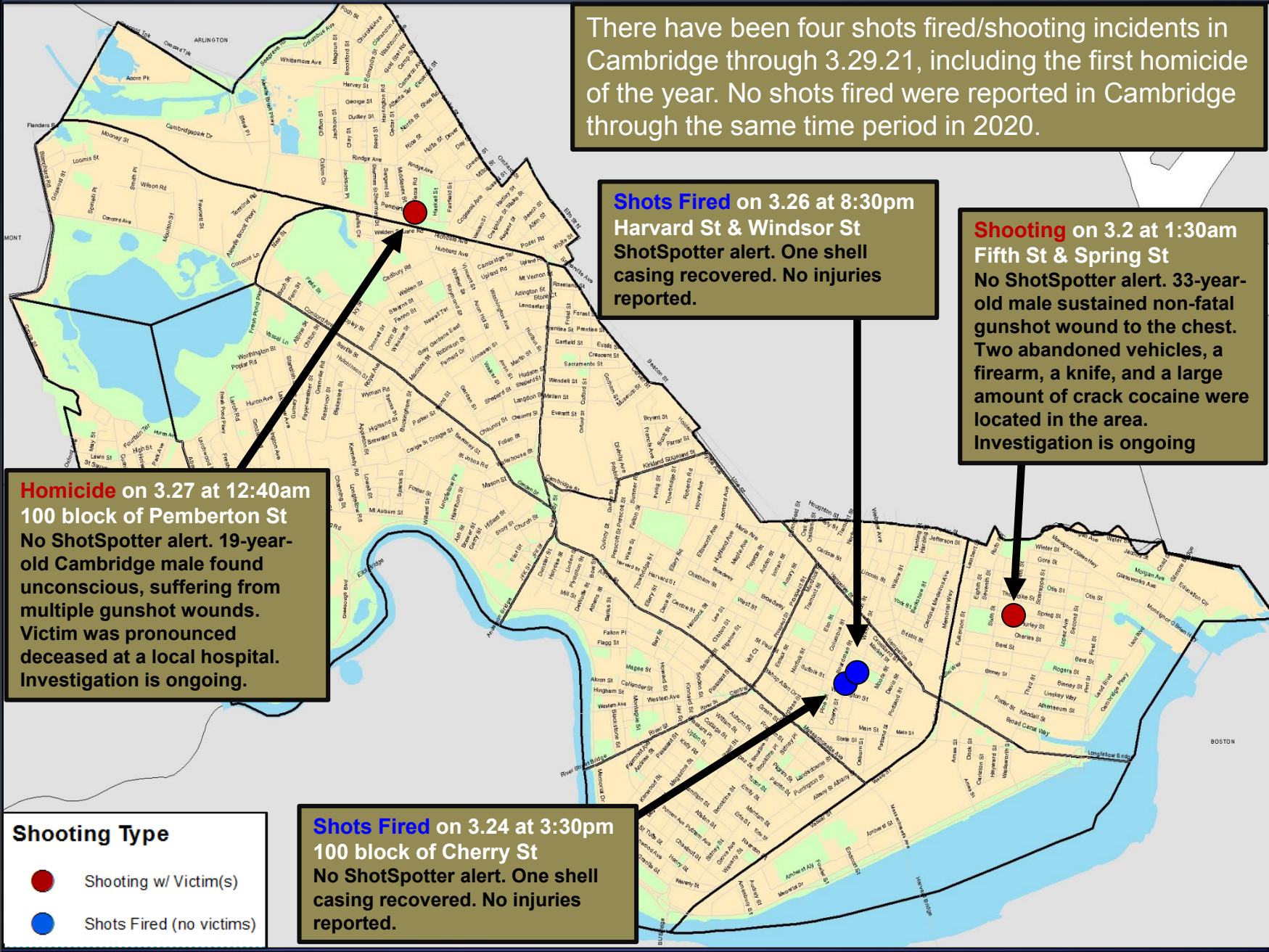
**Shooting** on 3.2 at 1:30am  
Fifth St & Spring St  
No ShotSpotter alert. 33-year-old male sustained non-fatal gunshot wound to the chest. Two abandoned vehicles, a firearm, a knife, and a large amount of crack cocaine were located in the area. Investigation is ongoing

**Homicide** on 3.27 at 12:40am  
100 block of Pemberton St  
No ShotSpotter alert. 19-year-old Cambridge male found unconscious, suffering from multiple gunshot wounds. Victim was pronounced deceased at a local hospital. Investigation is ongoing.

**Shots Fired** on 3.24 at 3:30pm  
100 block of Cherry St  
No ShotSpotter alert. One shell casing recovered. No injuries reported.

## Shooting Type

-  Shooting w/ Victim(s)
-  Shots Fired (no victims)







# Robbery

*No Patterns*

- The five-year average for overall robbery in Cambridge for the first quarter of the year is 13 incidents. The total for the first three month of 2021 was exactly 13 crimes, the number forecasted for that time period. Over the first three months of 2021, the 13 robberies that were recorded translated to a 7% decrease (1 incident) below the 14 robberies counted for the first 12 weeks of 2020.
- There were four commercial robberies recorded in Cambridge during the first three months of this year, one more than counted during the first quarter of 2020. Two were armed robberies of convenience stores, one in Riverside in January, and the other a shoplifting that escalated into an armed confrontation on March 1<sup>st</sup> in Harvard Square. Warrants have been served for the suspect in the Riverside incident. The other two commercial robberies during the first quarter were shopliftings that became confrontational at a jewelry store in East Cambridge and a grocery store in Riverside.
- Over the first three months of 2021, there have been 9 street robberies, two fewer (-18%) than in the same time period last year. The modest decline for street robbery can be attributed to the non-repetition of a series of street robberies of food delivery drivers that occurred during the first quarter of 2020. The five-year average for street robberies in Cambridge during the first quarter is eight, one fewer than the nine incidents that were reported this year.
- Street robbery declined from six incidents in February of this year to one crime in March of 2021. The only street robbery in the City during March was the mugging of a male on Rindge Ave on 3.22.21.

## Percent Change

Last 4 Weeks

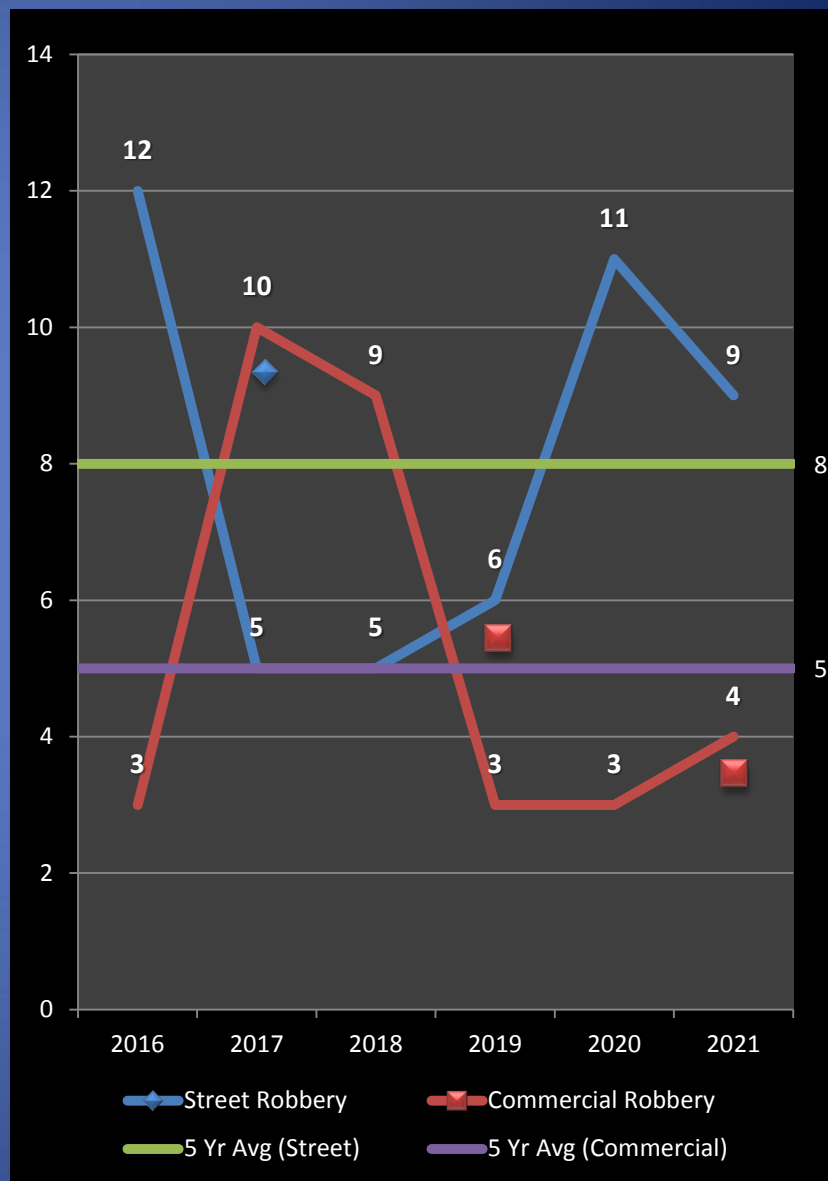
**-75%**

Previous Year

**-7%**

5-Year Average

**0%**





## Geographic Breakdown of Street Robberies: 1.1.21 – 3.29.21

**March 22<sup>nd</sup>, 2021, 8PM - Rindge Ave, armed robbery of male**

Over the first three months of 2021, there have been 9 street robberies, two fewer (-18%) than in the same time period last year. The five-year average for street robberies in Cambridge during the first quarter is eight, one fewer than the nine incidents that were reported.

**February 28, 2021, Cambridge & Quincy St, predatory robbery of female**

**January 22<sup>nd</sup>, 2021, 7PM – outside Galleria Mall – bullyboy robbery of teen male - strongarm**

**Five robberies in the 500 to 800 blocks of Mass Ave in Central Square – one in late January, the rest all in February with homeless involvement and drug deals gone awry.**

**January 7<sup>th</sup>, 2021, 5AM - 215 First St –predatory robbery of male**



# Burglary

## No Patterns

- The property index crime of burglary, the combination of residential and commercial breaks, has recorded a modest decrease of 10% below the first quarter of last year. When measured versus the five-year average of 51 burglaries, the total of 46 incidents in 2021 also indicates a decline of five incidents (-10%).
- Since the start of the COVID-19 period, the crime of commercial burglary has been on the rise. Commercial breaks have increased by 31% when compared with the first quarter of 2020 and have inflated 89% over the forecasted number for the first three months of the year. Breakdown of commercial breaks for the first quarter by Business Area: Alewife – 5; Central Square – 3; Harvard Square – 3; 1500 to 1900 Mass Ave – 3; Inman Square – 1; and Kendall/MIT - 2.
- Currently, there are no housebreak patterns in Cambridge. For the first three months of the year, a measurable decrease of 24% has been registered with nine fewer crimes reported. Twenty-three of the 29 housebreaks (79%) counted in 2021 have been in the lower-half of the City.
- Throughout the first quarter of last year (2020), sporadic housebreaks and larcenies surfaced in Cambridgeport & Riverside. The majority of these incidents were occurring overnight into unlocked homes and sheds with bicycles the main target of a group of homeless suspects.

### Percent Change

Last 4 Weeks

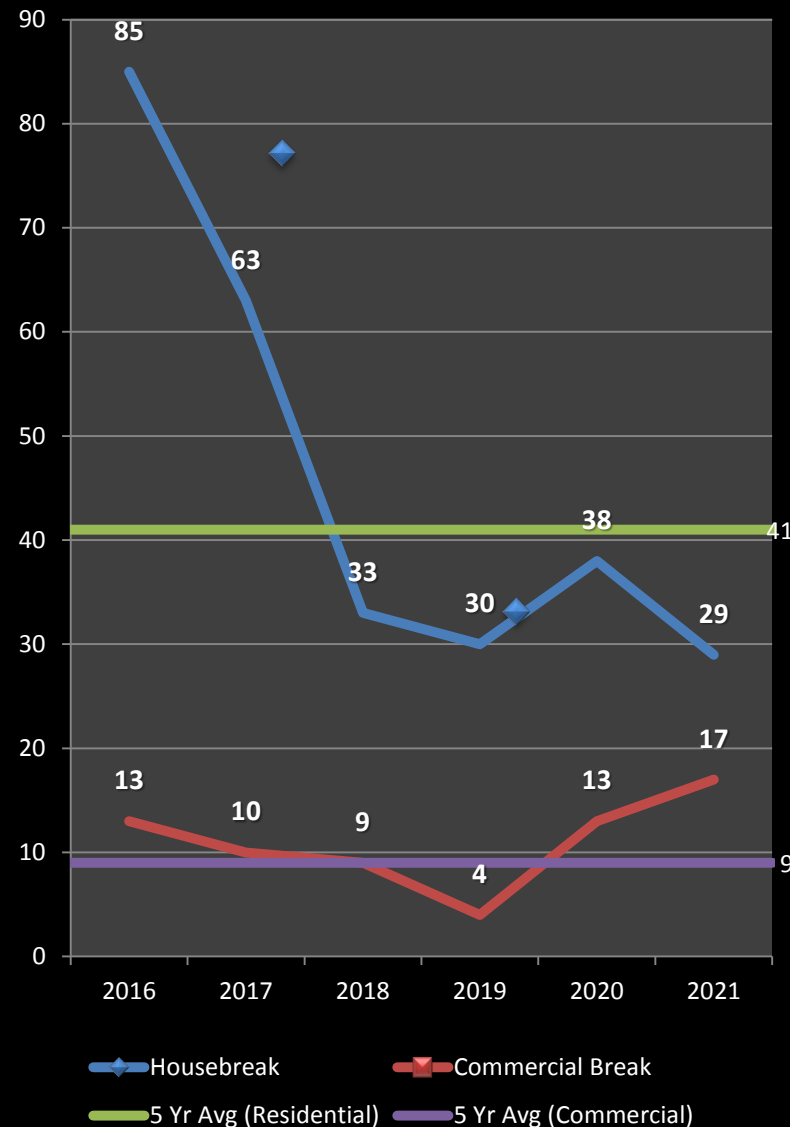
**+27%**

Previous Year

**-10%**

5-Year Average

**-10%**



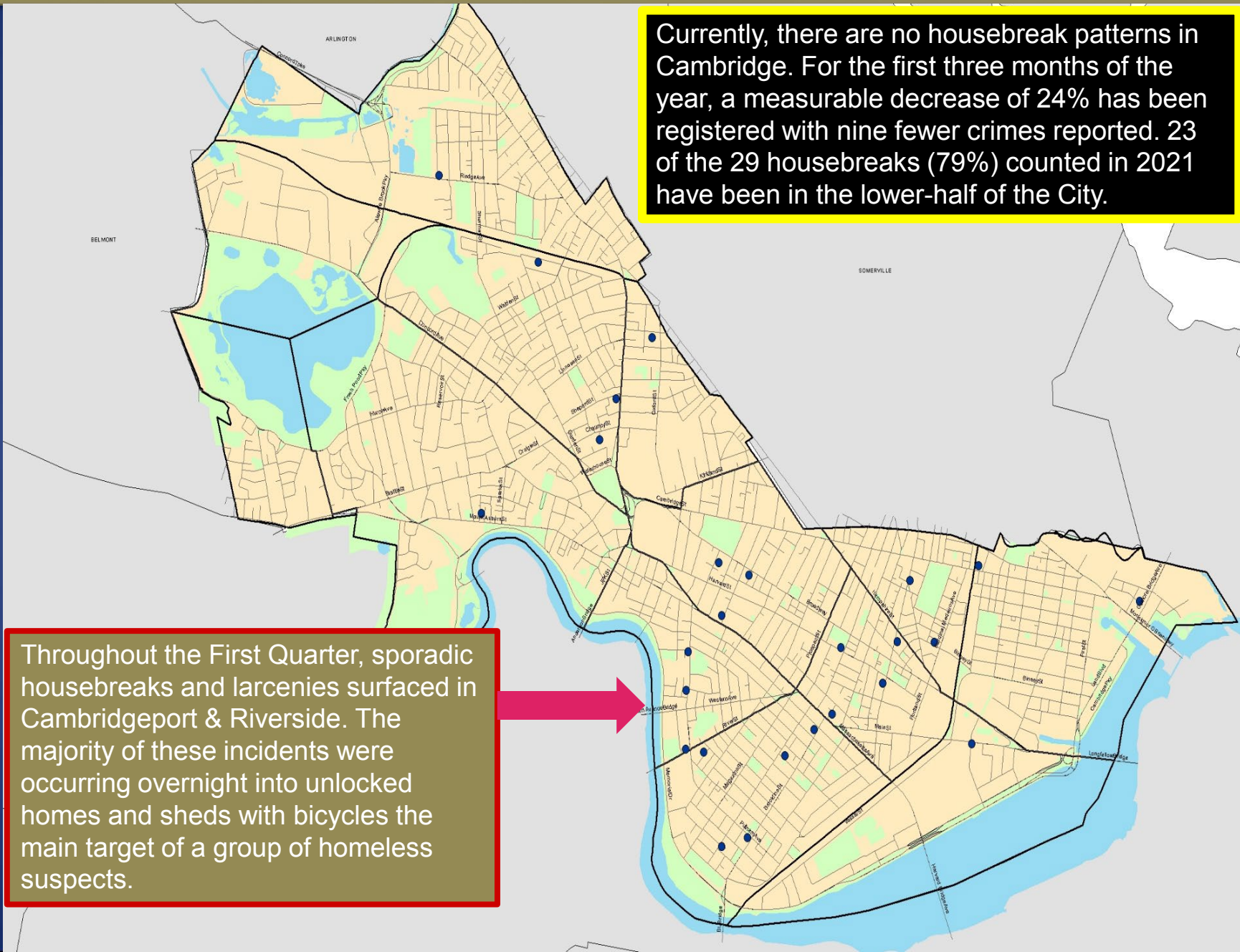




## Geographic Breakdown of Housebreaks: 1.1.21 – 3.29.21

Currently, there are no housebreak patterns in Cambridge. For the first three months of the year, a measurable decrease of 24% has been registered with nine fewer crimes reported. 23 of the 29 housebreaks (79%) counted in 2021 have been in the lower-half of the City.

Throughout the First Quarter, sporadic housebreaks and larcenies surfaced in Cambridgeport & Riverside. The majority of these incidents were occurring overnight into unlocked homes and sheds with bicycles the main target of a group of homeless suspects.







# LARCENY

*No Patterns*

- **Overall larceny through 3/29/21 registered at 68 incidents (19%) above the same time frame in 2020.** The total of 432 larcenies reported year-to-date in 2021 is also 24% above the 5-year average of 348 incidents through 3/29/21.
- **Larceny from motor vehicle total for the first three months of 2021 is 112 incidents, which is 180% above the total for the same time period in 2020.** The 112 thefts reported indicates an increase of 61 incidents (+120%) above the number forecasted through the first 12 weeks of 2021. This upsurge should be tempered by the fact that larceny from motor vehicles plummeted from 53 incidents in February down to 16 in March for a 70% decrease.
- **Through March 29, 2021, there have been 16 larcenies from the person reported in Cambridge, down by 7 incidents (-30%) compared to the same time period in 2020.** The sizeable decrease this year is mostly due to the lack of patronage with the pandemic. Central Square has seen the most activity with 11 incidents.
- **There have been 29 larcenies from buildings reported through March 29, 2021.** This is 35 incidents (-55%) below the same time frame in 2020 and 39 incidents (-57%) below the 5-year average. With gyms and public buildings closed or at limited capacity during the pandemic, it is no surprise that this category has plummeted.
- **Larcenies from residences are up 59% (44 incidents) through March 29, 2021 when compared with the same time in 2020.** Package thefts already made up the majority of this crime type in recent years and have registered even higher than average in 2020 and 2021, likely due to the high volume of deliveries during the pandemic. Package thefts have accounted for 85 (or 72%) of the 118 larcenies from residences in 2021.
- **Larceny of bicycles continues to be one of the major property crimes seen in 2021 with 43 more bike thefts reported in 2021 than during the same time frame in 2020 (up 78%).** Bike thefts are also up a substantial 180% (63 thefts) over the five-year average. Cambridgeport has seen the most bike thefts year-to-date with 22 incidents (22% of the citywide total of 98).

## Percent Change

Last 4 Weeks

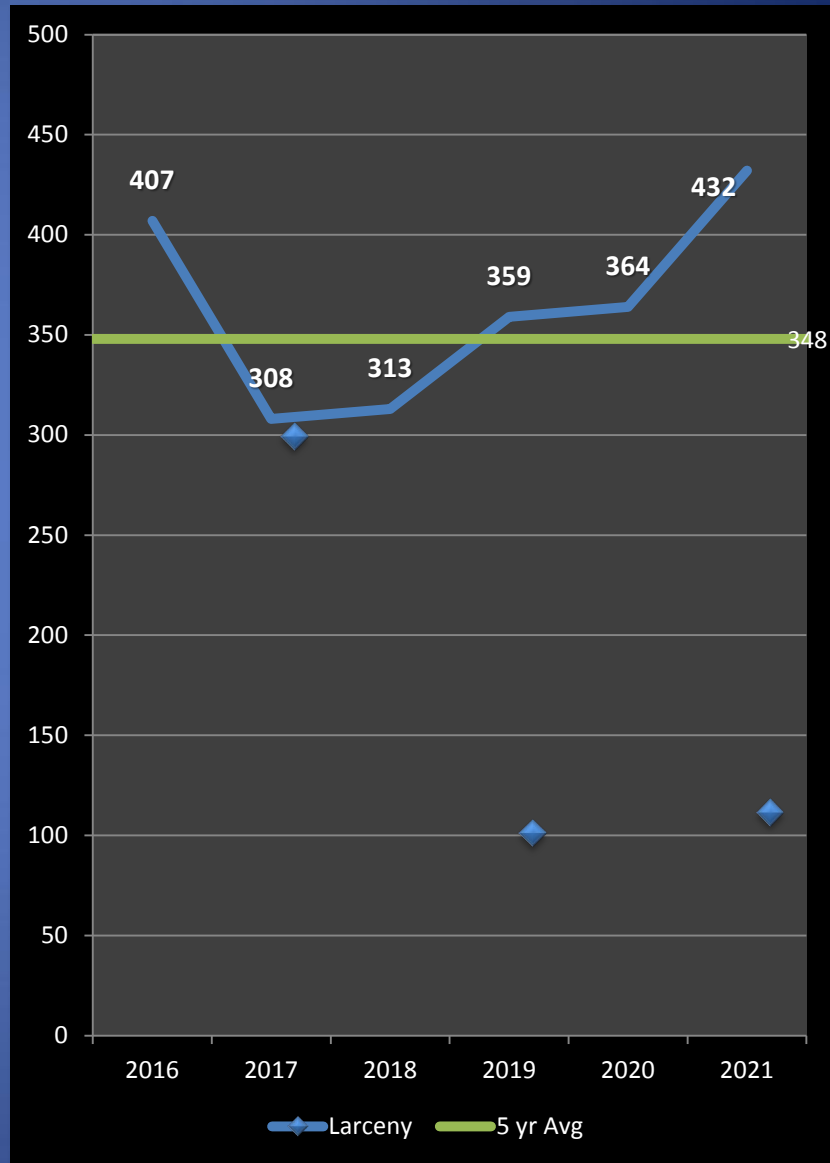
**-23%**

Previous Year

**+19%**

5-Year Average

**+24%**





## LARCENY From MV

*No Patterns*

- The larceny from motor vehicle total for the first three months of 2021 is 112 incidents, which is 180% above the total for the same time period in 2020. The 112 thefts from cars reported over the first quarter also indicates an increase of 61 incidents (+120%) above the number forecasted through the first 12 weeks of 2021. This upsurge should be tempered by the fact that larceny from motor vehicles plummeted from 53 incidents in February down to 16 in March for a 70% decrease.
- The neighborhoods with the highest larceny from motor vehicle totals so far in 2021 are: Cambridgeport (32); Riverside (15); and East Cambridge and Inman/Harrington, each with 13. The neighborhoods with the lowest totals through the first three months of this year are the Highlands, Agassiz and Strawberry Hill, all of which have reported one LMV each.
- Catalytic converter thefts had been a regional issue with Cambridge not experiencing any until a series of thefts were reported by residents primarily in the Cambridgeport neighborhood between January 16-17. Another surge of thefts occurred in the Inman-Harrington and East Cambridge neighborhoods over the first two weeks of February. So far, there have been 47 thefts recorded across lower Cambridge. The majority of catalytic converter thefts in Cambridge have involved 2004-2009 Toyota Priuses. Activity has slowed with only three incidents reported in March, but extra attention continues in the hot spot locations.

### Percent Change

Last 4 Weeks

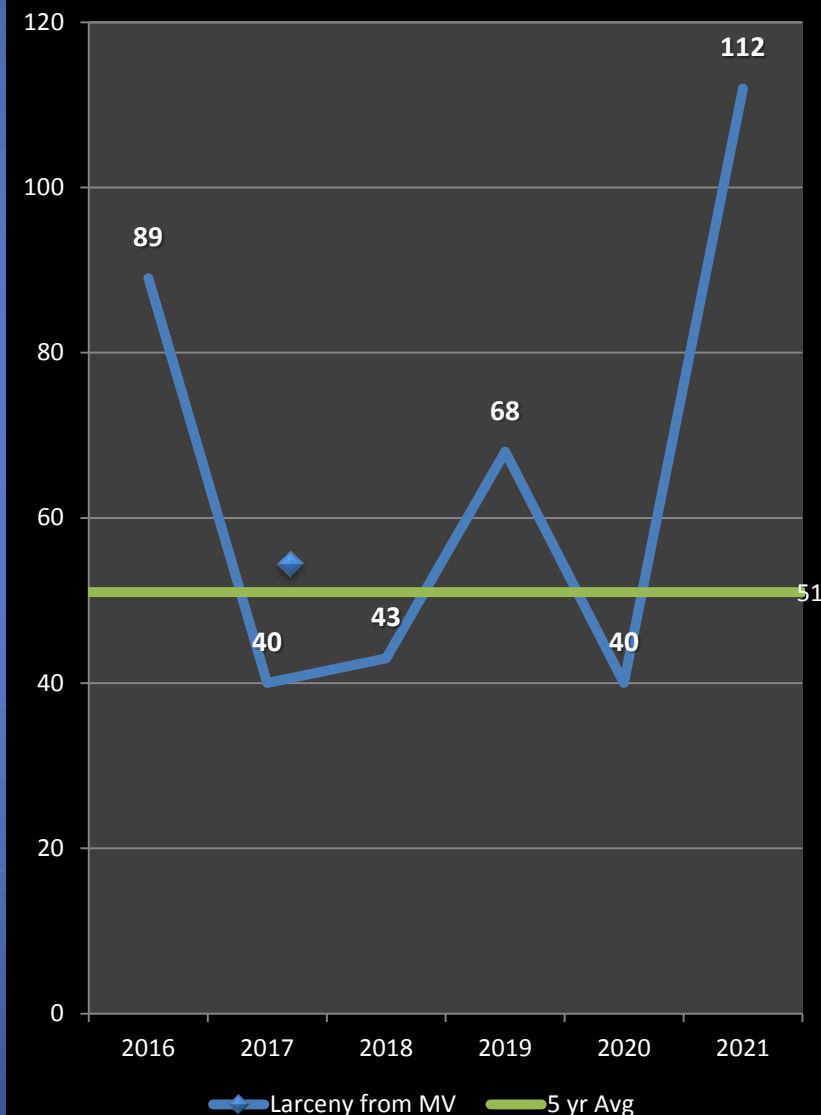
**-70%**

Previous Year

**+180%**

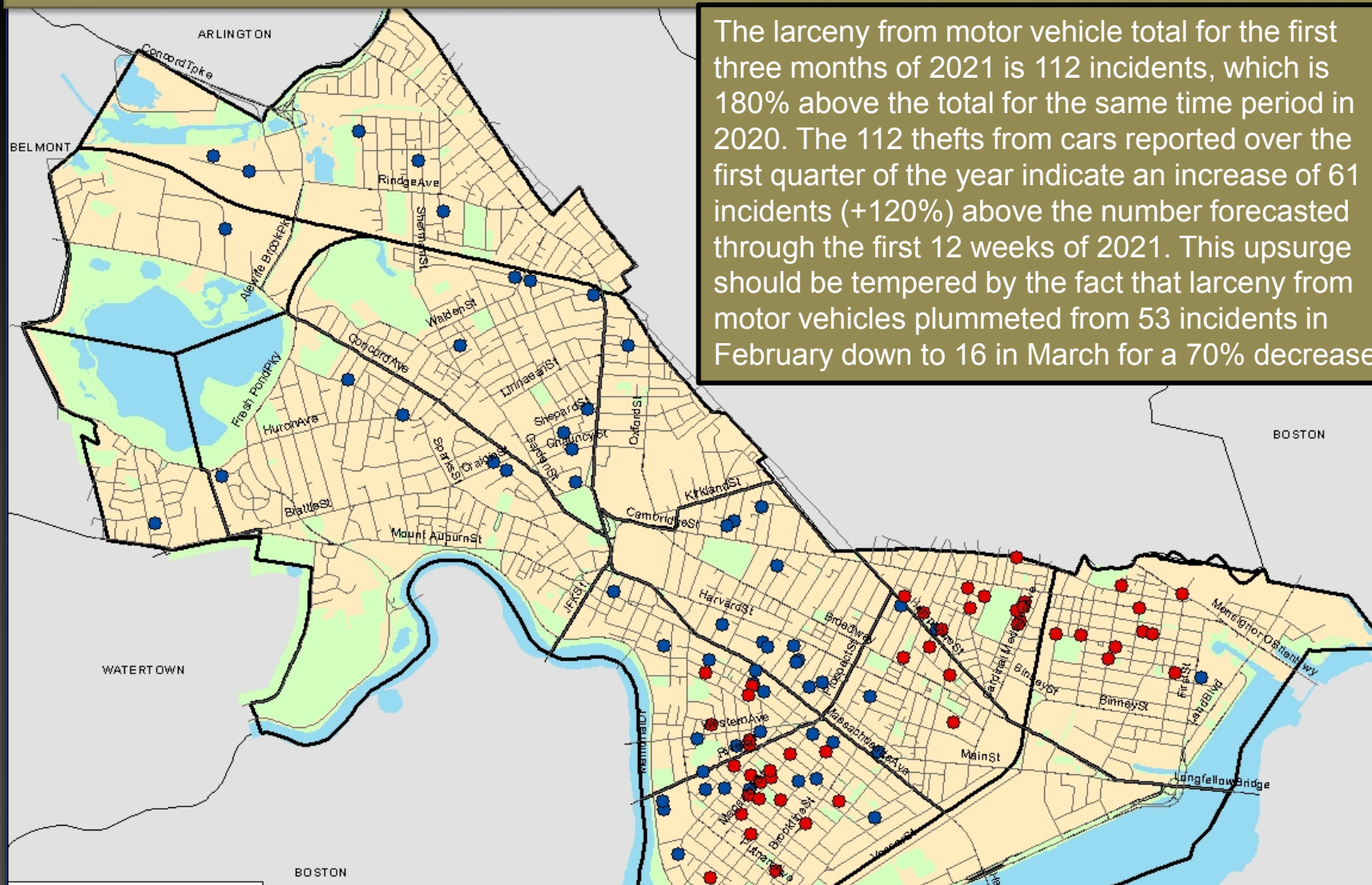
5-Year Average

**+120%**





## Geographic Breakdown of Larceny from Motor Vehicles: 1.1.21 – 3.29.21



### Categories

- Catalytic converter theft
- Larceny from MV

Catalytic converter thefts had been a regional issue with Cambridge not experiencing any until a series of thefts were reported by residents primarily in the Cambridgeport neighborhood between January 16-17. Another surge of thefts occurred in the Inman-Harrington and East Cambridge neighborhoods over the first two weeks of February. So far, there have been 47 thefts recorded across lower Cambridge. The majority of catalytic converter thefts in Cambridge have involved 2004-2009 Toyota Priuses. Activity has slowed with only three incidents reported in March.





## LARCENY from Person

### No Patterns

- Through March 29, 2021, there have been 16 larcenies from the person reported in Cambridge, down by 7 incidents (-30%) compared to the same time period in 2020. When compared to the 5-year average, there has been a decrease of 14 incidents (-47%). The sizeable decrease this year is mostly due to the lack of patronage at restaurants and stores in the city because of the pandemic.
- Central Square has seen the most activity this year with 11 incidents, followed by Porter Square with 4. There has not been a single larceny from the person reported in Harvard Square yet in 2021. This is highly unusual, but most Harvard Square larcenies from the person involve diners or students, neither of whom have been out in full force. The numbers citywide are considerably lower than we would expect because of the numerous COVID-related closures of and restrictions at restaurants and shops across the city, where we typically see the majority of this crime type occur. The higher numbers in Central Square are mainly due to grab-and-run situations or incidents that involve homeless individuals whose property may have been stolen while they were asleep or otherwise distracted.
- The most common situations in which property has been stolen thus far in 2021 is an even split between pocket-picking and shopping, with each category tallying 5 incidents.
- There have been three suspects developed throughout the first quarter. Often when it comes to homeless-on-homeless larcenies, the suspect is sometimes known but parties are not always cooperative or accessible for follow-up.

### Percent Change

Last 4 Weeks

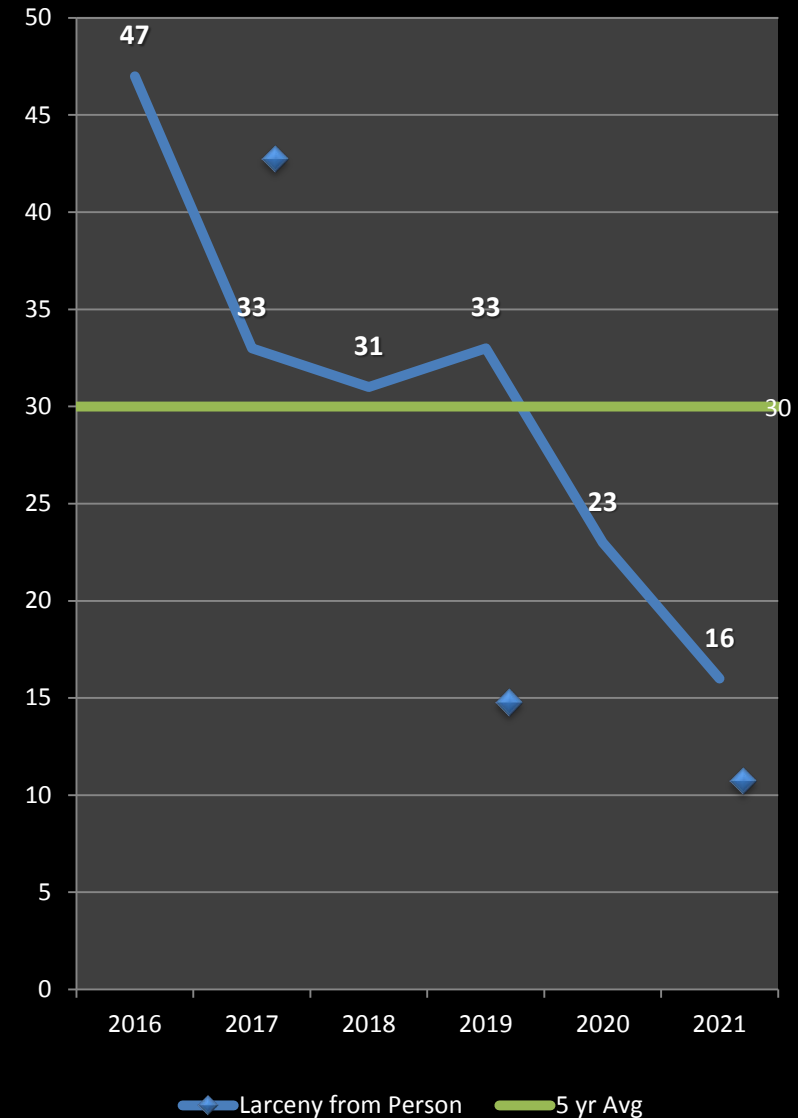
**-29%**

Previous Year

**-30%**

5-Year Average

**-47%**







## LARCENY of Bicycle

### No Patterns

- Bicycle thefts continue to be one of the major property crimes seen in 2021, incurring a significant 78% increase in 2021 when compared with the same time period in 2020, and up 180% (+63 thefts) above the 5-year average.
- A majority of the bike thefts this year have taken place in the lower half of the city thus far, with 56 of the 98 reported south/east of Harvard Square. However, there is a hot spot in North Cambridge and the Highlands that account for a large number of the thefts in the northern part of the City.
- Although the majority of bicycles tend to be stolen from streets, sidewalks, and yards, similar to last year we continue to see an increase in thefts from personal garages, parking garages, and building storage areas.
- Of the 98 bike thefts reported thus far in 2021, 78 (80%) were reportedly locked at the time of the theft.
- A few homeless individuals have been found in possession of bikes that were reported stolen this year.

Top Neighborhoods for Bike Theft in 2021

Neighborhood	YTD Total	% Citywide
Cambridgeport	22	22%
North Cambridge	19	19%
Riverside	14	14%
Highlands	10	10%
West Cambridge	6	6%
Mid Cambridge	6	6%

### Percent Change

Last 4 Weeks

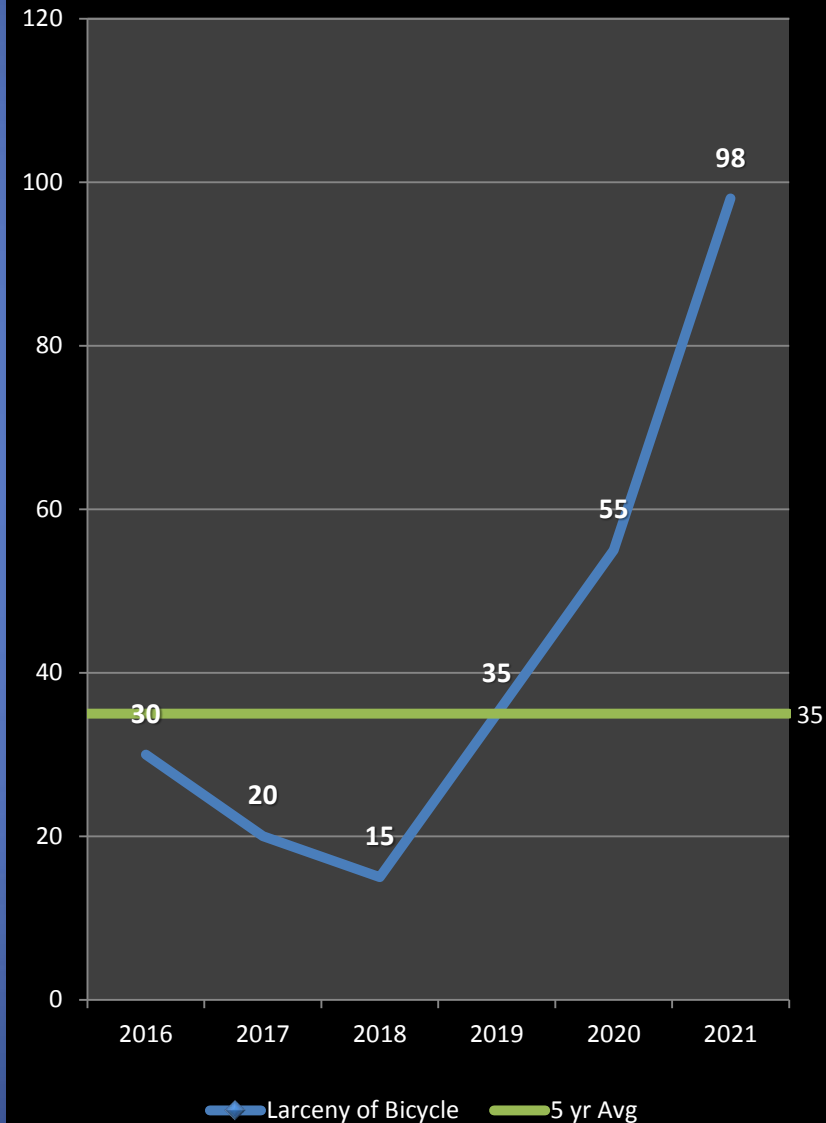
+40%

Previous Year

+78%

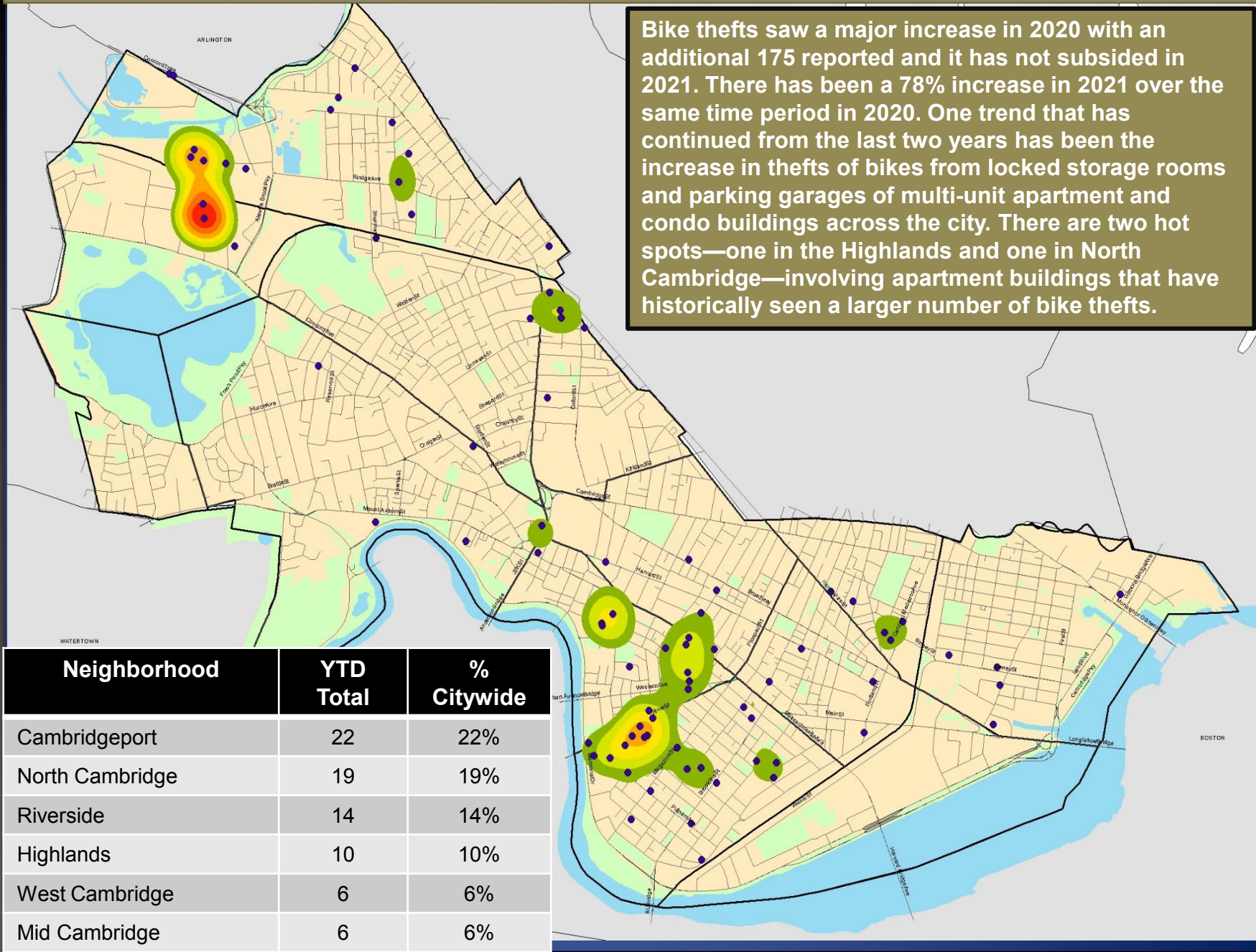
5-Year Average

+180%





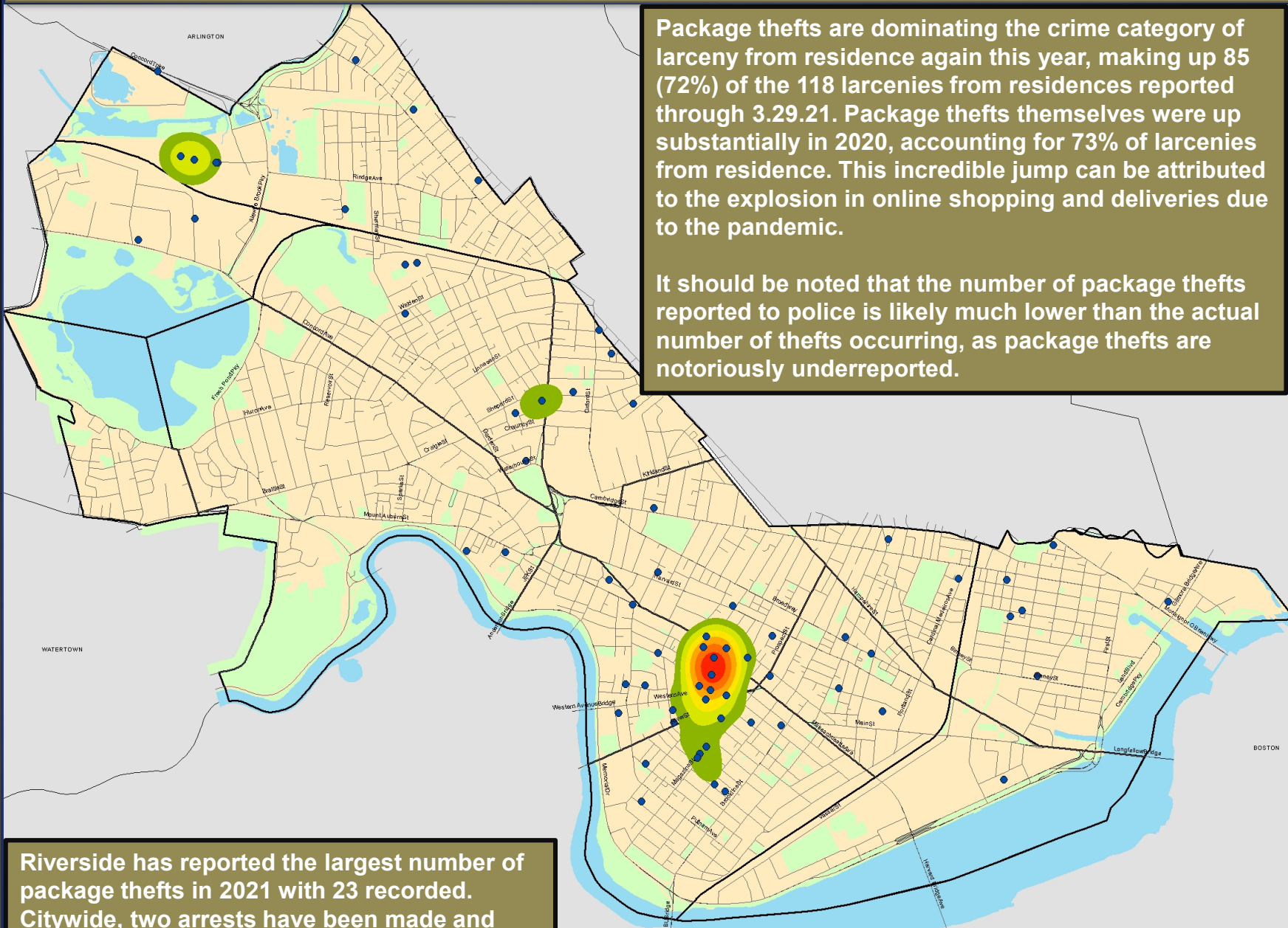
# Geographic Breakdown of Larceny of Bicycles: 1.1.21 – 3.29.21





**Package thefts are dominating the crime category of larceny from residence again this year, making up 85 (72%) of the 118 larcenies from residences reported through 3.29.21. Package thefts themselves were up substantially in 2020, accounting for 73% of larcenies from residence. This incredible jump can be attributed to the explosion in online shopping and deliveries due to the pandemic.**

**It should be noted that the number of package thefts reported to police is likely much lower than the actual number of thefts occurring, as package thefts are notoriously underreported.**



**Riverside has reported the largest number of package thefts in 2021 with 23 recorded. Citywide, two arrests have been made and another five suspects have been identified.**





# AUTO THEFT

## No Patterns

- The projected 5-year weighted average for auto thefts through March 29<sup>th</sup> is 17, and with 17 reported through March 29<sup>th</sup> of 2021, we are right on par with expectations this year. With 16 reported through March 29<sup>th</sup> of 2020, we are up 6% over last year.
- When comparing the previous four weeks (March) to the prior (February), there was a significant increase from 3 incidents to 8, or +167%. This is likely due to three rentals being reported stolen (overdue from their contract) in the most recent 4 weeks. Six of the 17 thefts this year have been reported by auto rental businesses once their vehicles became overdue.
- Typically, the colder months see a decline from the summer/fall because fewer thefts involve scooters and motorcycles.
- Currently, Cambridgeport, East Cambridge and North Cambridge are tied for the lead, each with three reported thefts in 2021. Riverside is second with 2 thefts, and each of the following have reported one theft: Agassiz, West Cambridge, The Port, Mid Cambridge, Highlands and MIT.
- There have only been four auto theft recoveries recorded so far in 2021.

### Percent Change

Last 4 Weeks

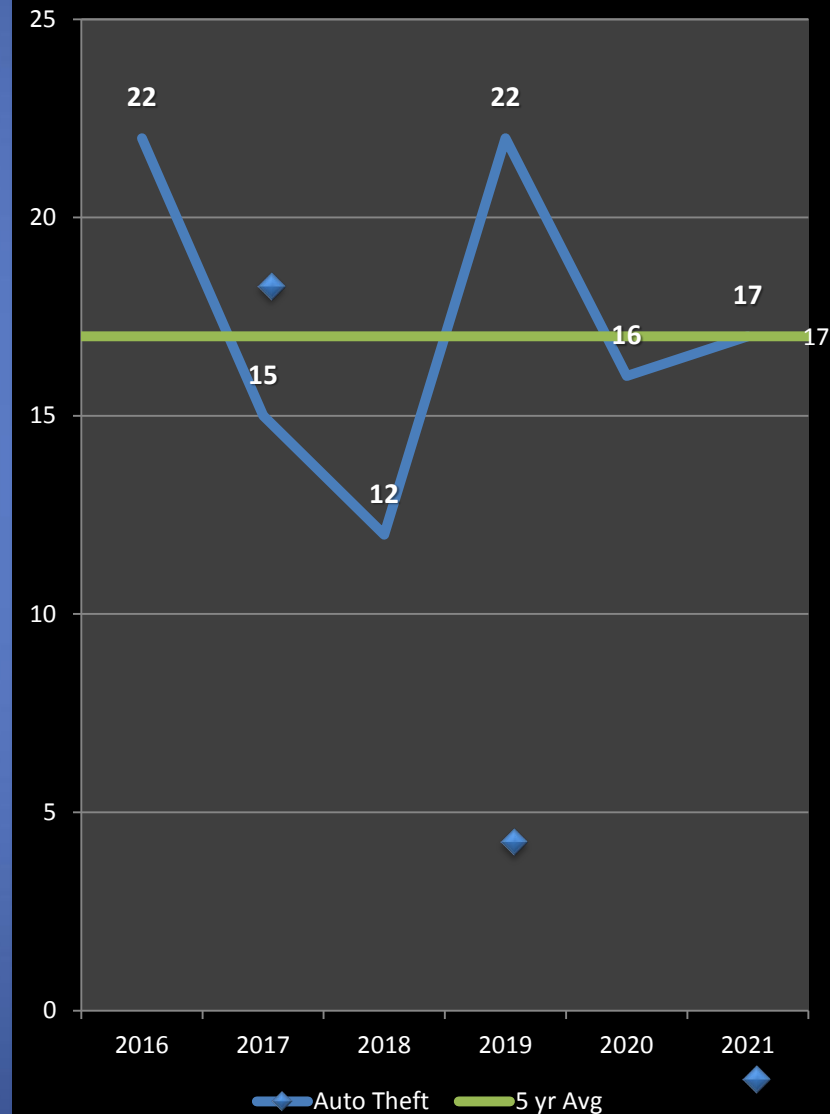
**+167%**

Previous Year

**+6%**

5-Year Average

**0%**







# Help Prevent Crime

*And keep yourself informed!*

## To receive information from the CPD:

- Sign up with for the **Cambridge Alert Network**, to receive alerts about emerging crime patterns, neighborhood meetings, and crime prevention tips, by visiting [www.CambridgeMa.gov/AlertNetwork](http://www.CambridgeMa.gov/AlertNetwork).
- “Like” the Cambridge Police Department on Facebook at [www.facebook.com/CambridgePolice](http://www.facebook.com/CambridgePolice)
- Follow [@CambridgePolice](https://twitter.com/CambridgePolice) on Twitter.
- Visit our website at [www.CambridgePolice.org](http://www.CambridgePolice.org) for valuable information and reports including the Daily Log and BridgeStat, which is published on the first Friday of every month.
- Download our “MyPD” smartphone app at [www.CambridgePolice.org/MyPD](http://www.CambridgePolice.org/MyPD).

## To Share Information with the CPD:

- Call our Non-Emergency Telephone Number at **617-349-3300**.
  - Every call for service generates a police response, so help drive our resources by reporting things that seem suspicious or out of the ordinary.
- Send an Anonymous TEXT-A-TIP:
  - Send an ANONYMOUS text message to **Tip411 (847411)**. Begin your message with Tip650 and then type your message. You will receive a response from the Cambridge Police with the option to continue communicating. Please remember that this is not a replacement for 9-1-1. **If you witness an emergency situation, please call 9-1-1 immediately.**
- Send an Anonymous Crime Tip E-Mail at [www.CambridgePolice.org/Tips](http://www.CambridgePolice.org/Tips)



# Questions?

- We welcome all questions, comments, and suggestions.
- Please direct your feedback to:  
[BridgeStat@CambridgePolice.org](mailto:BridgeStat@CambridgePolice.org).
- To review previous editions of BridgeStat, visit our website at [www.CambridgePolice.org/BridgeStat](http://www.CambridgePolice.org/BridgeStat).