



Cambridge Police Department BridgeStat

October 2017

Produced by the Crime Analysis Unit



Part I Total Crime

Over the first ten months of 2017, a significant reduction of 12% has been recorded for serious crime in Cambridge. There have been 272 fewer Part One crimes reported in the city from January to the end of October when compared with the same time frame in 2016. When measured against the five-year average, a pronounced 19% decline in the crime index has been registered.

Further analysis of crime totals so far in 2017 reveals that the property crimes of burglary & larceny continue to be the key indicators and the main reasons behind the overall descending decline of serious crime. **The index crime of Burglary has fallen 18% and a 13% slice into the total of Larcenies has been reported.** Housebreaks (-25%), larceny from motor vehicles (-23%), and larcenies from residences (-35%) are the categories of incident types fueling the declining crime numbers. These plunging crime statistics come fast on the heels of the final 2016 numbers, which represented the lowest crime index recorded in Cambridge since 1963.

When measuring the serious crime totals of October of 2017 versus the previous month of September, a 7% decrease has been documented, which can be attributed to a drop in larceny of bicycles and housebreaks.

	4 Week Snapshot			Year to Date			Five Year	
	9/5 - 10/2	10/3 - 10/30	Change	2016	2017	Change	Avg	Change
Total Violent Crime	27	29	7%	245	245	0%	263	-7%
Total Property Crime	170	155	-9%	1977	1705	-14%	2147	-21%
Total Part I Crime	197	184	-7%	2222	1950	-12%	2410	-19%



Part I Property Crime

A breakdown of property crime totals for the first ten months of 2017 points to a 14% decrease when measured against the 2016 totals and a 21% reversal below the five-year average. The 71 fewer larcenies from motor vehicles and 79 fewer larcenies from residences through the end of October of 2017 are the two major factors fueling the decline in property crimes.

Housebreaks, which surged during the first quarter of 2017, have been on the wane over the past six months and are now down 25%, with 57 fewer breaks than the same time frame in 2016. When comparing the property crime totals for September versus October of 2017, major decreases in larceny of bicycles (-24%) and housebreaks (-50%) were noted.

Cambridge Police BridgeStat

October 2017

	4 Week Snapshot			Year to Date			Five Year	
	9/5 - 10/2	10/3 - 10/30	Change	2016	2017	Change	Avg	Change
Burglary	20	14	-30%	260	214	-18%	301	-29%
Commercial Break	4	6	50%	35	46	31%	55	-16%
Housebreak	16	8	-50%	225	168	-25%	246	-32%
Larceny	140	133	-5%	1620	1411	-13%	1744	-19%
Larceny (Misc)	7	3	-57%	28	36	29%	31	16%
Larceny from Building	22	18	-18%	246	230	-7%	282	-18%
Larceny from MV	19	39	105%	312	241	-23%	392	-39%
Larceny from Person	17	10	-41%	188	130	-31%	200	-35%
Larceny from Residence	9	12	33%	223	144	-35%	199	-28%
Larceny of Bicycle	34	26	-24%	326	278	-15%	323	-14%
Larceny of Plate	0	1	IN-CALC	19	22	16%	21	5%
Larceny of Services	3	0	-100%	12	29	142%	12	142%
Shoplifting	29	24	-17%	266	301	13%	283	6%
Auto Theft	10	8	-20%	97	80	-18%	102	-22%
Total Property Crime	170	155	-9%	1977	1705	-14%	2147	-21%



Part I Violent Crime

The projected five-year weighted average for violent crime in Cambridge for the first ten months of the year is 263 incidents. Through October 30th of this year, there 245 violent crimes recorded in the City, **directly in line with last year and 18 serious incidents (-7%) under the total forecasted for the first 286 days of the year.**

There continues to be a significant increase in commercial robberies in Cambridge over the first ten months of 2017. This crime type has inflated from 18 in 2016 to 32 incidents this year (+78%). This growth reflects a regional trend of a rising number of bank and convenience store robberies. Simultaneously, street robberies are on the rise as we approach the end of the year with 12 reported in October. However, there have been no operational patterns, series or hot spot concentrations involving street robberies identified in Cambridge so far in 2017.

The rape total so far in 2017 of 11 incidents is 18 crimes under last year's total for the same time period. There have been only seven rapes recorded in Cambridge since the last week of March. The first homicide recorded in Cambridge in 2017 took place on October 14th.

	<u>4 Week Snapshot</u>			<u>Year to Date</u>			<u>Five Year</u>	
	9/5 - 10/2	10/3 - 10/30	Change	2016	2017	Change	Avg	Change
Homicide	0	1	IN-CALC	2	1	-50%	2	-50%
Rape	2	0	-100%	29	11	-62%	26	-58%
Robbery	9	12	33%	70	80	14%	76	5%
Commercial Robbery	2	0	-100%	18	32	78%	21	52%
Street Robbery	7	12	71%	52	48	-8%	55	-13%
Aggravated Assault	16	16	0%	144	153	6%	159	-4%
Total Violent Crime	27	29	7%	245	245	0%	263	-7%



MURDER

No Patterns

- The first murder of 2017 in Cambridge occurred at approximately 3:30 a.m. on the morning of October 14th when Ednilson DaCosta, 28, of Dorchester, was shot in a motor vehicle on Windsor Street at Evereteze Way in Cambridge. The victim was transported to an area hospital where he was pronounced deceased. At approximately 3:38 a.m., a second fatal shooting occurred on Canal Lane in Somerville. Kevin Raymond, 20, of Somerville, was shot in a parking lot. He was driven to an area hospital where he was pronounced deceased. These investigations are active and ongoing and no suspects are in custody in connection with these incidents. It is not known if the two incidents are connected and no further information is being released at this time. These cases are being investigated by Massachusetts State Police assigned to the Middlesex District Attorney's Office, the Cambridge Police Department and Somerville Police Department.
- There were two murders reported in Cambridge in 2016.
 - On June 25th of 2016, the Cambridge Police responded to a report of a shooting outside of 140 Harvard Street. Officers discovered the victim, Anthony Clay, 49, of Cambridge suffering from a gunshot wound. The victim was transported to Massachusetts General Hospital where he was pronounced dead.
 - On the night of March 22nd Armando Hernandez Jr., 30, of Belmont was killed by gunfire on Mt. Auburn St. just before 10 PM. Area residents said they heard 10 or 11 gunshots. A second victim was hospitalized with a leg wound.

Both of the 2016 murder cases remain under investigation.

Percent Change*

Last 4 Weeks

Previous Year

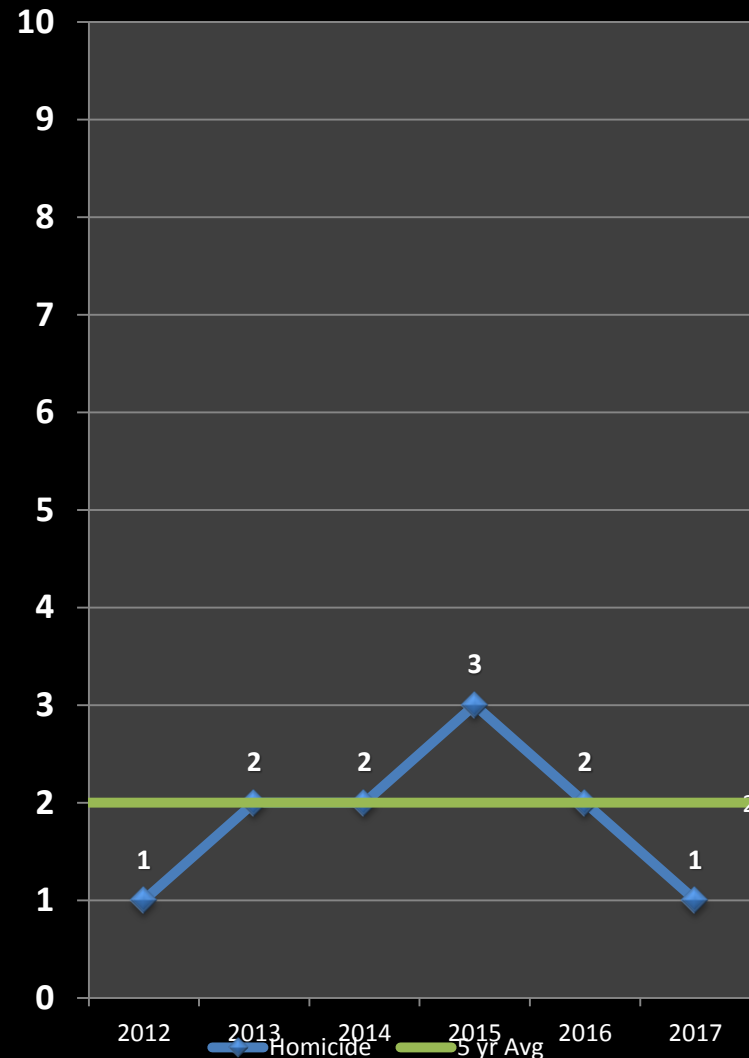
5-Year Average

In-Cal

-50%

-50%

*IN -CAL: Percentages are not calculated for numbers so small as to present a statistically misleading percentage.





Characteristics of Murder in Cambridge

For the 30-year period between 1960 and 1989, the City of Cambridge averaged slightly less than five murders per year. The annual average since 1990 has fallen to approximately two per year. Trend analysis over recent years points to two recurring murder scenarios in Cambridge: domestic murder, in which one family member is brutally killed by another in a homicidal rage, and the murder of young males by a handgun or knife in acts of retaliatory street violence.

Cambridge Murder Statistics, 1990-2016

- 58 people murdered in 53 incidents (in 4 of the incidents, 2 or more people were killed)
- 39 victims were male (average age of 34)
- 19 victims were female (average age of 41)
- Most common weapons: handguns (27 incidents) and knives (13 incidents)
- 17 of the 53 cases are still under investigation or remain unsolved
- 24 of the 32 cases since 2000 have been cleared by arrest or by the death of the suspect, including all three murders in both 2013 and 2015, and one of the two murders in 2014. There have been no arrests in the two murders in 2016.



Unsolved Murders: 1999 to 2016

Colin Burton, 30, of Dorchester, was shot and killed outside of Hi - Fi Pizza on Mass Ave in Central Square on September 18th, 1999. Burton was talking with the occupants of a Ford Explorer when the subject in the passenger seat fired through the window. Two suspects fled the scene. The case remains under active investigation.



September 18, 1999, Mass Ave



April 5, 2002, Mass Ave

Ian Gray, 19, of Mattapan, was in an argument outside of the Rhythm & Spice restaurant that spilled out onto Mass Ave. A suspect that had left the scene returned with a group of people and a fight ensued. A knife was produced during the altercation and four gunshots were fired, fatally wounding Gray. This case remains open.

On June 17th, 2002 at 7:00PM, **Ricardo Williams**, 27, of Malden, was found in the driver's seat of a motor vehicle suffering from a gunshot wound to his face. Williams was taken to CCH where he was pronounced dead. This case remains open.



June 17, 2002, Windsor St.

Anyone with information about these crimes is asked to contact CPD at 617-349-3370.



Unsolved Murders: 1999 to 2016

Cambridge Police BridgeStat

Jason Ellcock, 33, of Malden, formerly of Cambridge and father of three, was found with multiple gunshot wounds in front of the driveway to 364 Rindge Ave at 3:05 AM on the night of June 16th, 2009. He was pronounced dead at the scene. This incident remains under investigation.



June 16, 2009, Rindge Ave



March 12, 2011, Brookline St.

James Lauture, 30, of Cambridge, was sitting in a vehicle near Brookline and Watson Streets just after midnight on Saturday, March 12th, 2011, when an unknown gunman opened fire. The occupants in the car were able to drive to Central Square. Lauture died from multiple gunshot wounds. The other man in the vehicle survived. This case remains open.

On June 3rd, 2012, **Charlene Holmes**, 16, of Cambridge, was shot while sitting on a porch on Willow St. She later succumbed to her wounds at the hospital. The investigation into this incident remains active, but no arrests have been made to date.



June 3, 2012, Willow St



July 3, 2014, Windsor Street.

On July 3rd, 2014, at 10:00 PM, **Kensley David**, 22, suffered a single gunshot wound to the head while on Windsor Street. Investigators believe that the incident was not random. This case remains under investigation

Anyone with information about these crimes is asked to contact CPD at 617-349-3370.



Unsolved Murders: 1999 to 2016

Cambridge Police BridgeStat

The first murder of 2016 in Cambridge occurred on the night of March 22nd when **Armando Hernandez Jr**, 30, of Belmont was killed by gunfire on Mt. Auburn St just before 10 PM. Area residents said they heard 10 or 11 gunshots. A second victim was hospitalized with a leg wound. This case remains under investigation.



March 22, 2016, Mt Auburn St



June 25, 2016, 140 Harvard St.

On June 25th of 2016, Cambridge Police responded to a report of a shooting outside of 140 Harvard Street. Arriving officers discovered the victim, **Anthony Clay**, 49, of Cambridge suffering from a gunshot wound. The victim was transported to Massachusetts General Hospital where he was pronounced dead. This case remains under investigation.



RAPE

No Patterns

- The rape total for the first ten months of 2017 is 11 incidents, which is 18 crimes under last year's total for the same time period. There have been but seven rapes recorded in Cambridge since the last week of March.
- After recording zero rapes during the month of January for the first time since 2006, there were two rapes registered in the City of Cambridge in February and two in March of 2017. A contact incident was then reported in May and an acquaintance scenario was reported in June. The two rapes reported in July were categorized as acquaintance and domestic incidents. The rape recorded in August was categorized as an acquaintance crime. Both rapes committed in September were classified as contact scenarios. There were no rapes reported in Cambridge in October of 2017.
- Five of the rapes this year have been classified as acquaintance, two as domestic, and four were counted as contact scenarios.
- Overview on Rape Statistics for the United States released by the FBI on September 30th 2017: There were an estimated 95,730 rapes (legacy definition) reported to law enforcement in 2016. This estimate was 4.9% higher than the 2015 estimate, 12.4% higher than the 2012 estimate, and 3.9% higher than the 2007 estimated total. The rate of cities in the 100,000 to 250,000 population range in 2016 was 34.1 incidents.

Percent Change*

Last 4 Weeks

Previous Year

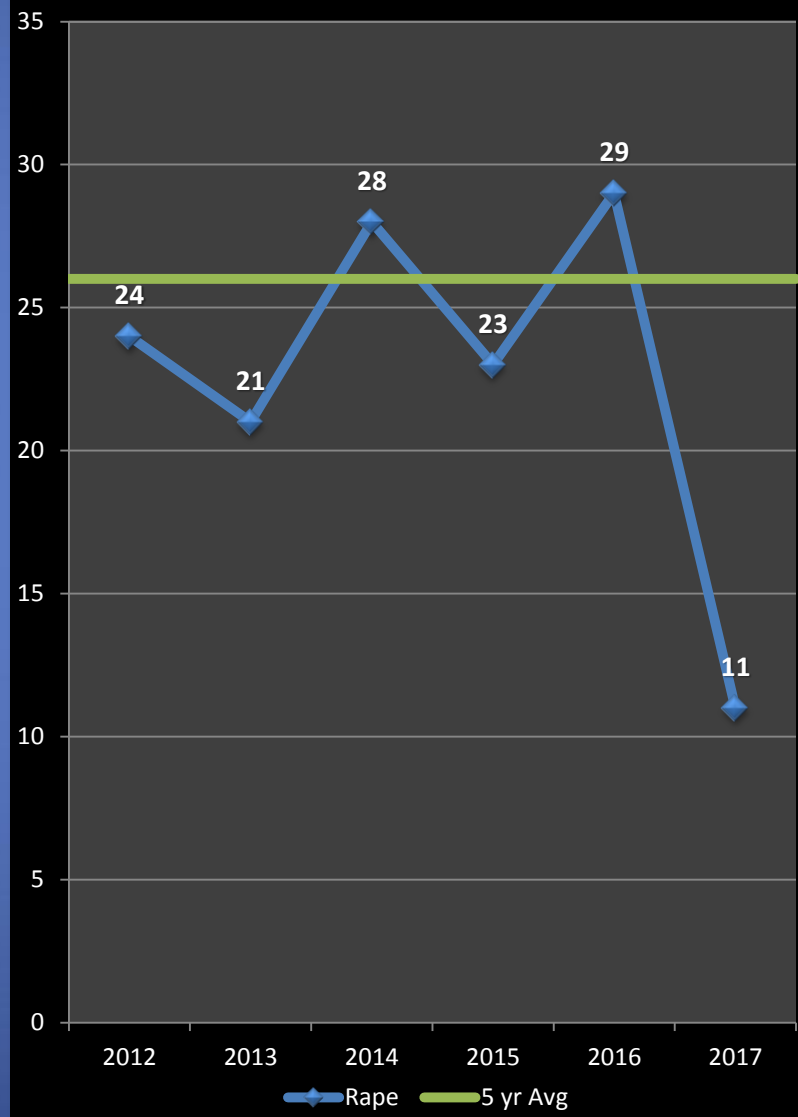
5-Year Average

-100%

-62%

-58%

*IN -CAL: Percentages are not calculated for numbers so small as to present a statistically misleading percentage.





AGGRAVATED ASSAULT

No Patterns

- When comparing the total of aggravated assaults for the first ten months of 2017 with the same time frame last year, there has been a subtle increase of 6% in this violent crime category with nine additional incidents counted. The total of 153 aggravated assaults was six crimes (-4%) below the projected five-year average of 159 assaults through October 30th of this year.
- The 153 aggravated assaults over the first ten months of 2017 are comprised of the following classifications: 19 fights among acquaintances; 37 domestic situations; 10 juvenile assaults; 19 unprovoked scenarios; 15 bar brawls; 4 psychotic episode; 14 homeless scenarios; 5 confrontations between a shop owners and a patrons; 3 workplace assault, 17 traffic and parking situations, 10 assaults on a police officers.
- On an annual basis, past trends indicate that invariably 30 to 40 percent of aggravated assaults are domestic-related. That statistic has declined over the first ten months of 2017 with 37 or (24%) of the 153 assaults classified as domestic in nature.
- Commissioner Branville Bard announced that all of the suspects wanted in three separate shootings around Central Square between September 5th and 10th of this year have now been identified and taken into custody. The latest arrest associated with these incidents was of Antoine Brown of Boston, who was arrested on October 26th and charged with Armed Assault with Intent to Murder and other firearm-related charges.

Percent Change

Last 4 Weeks

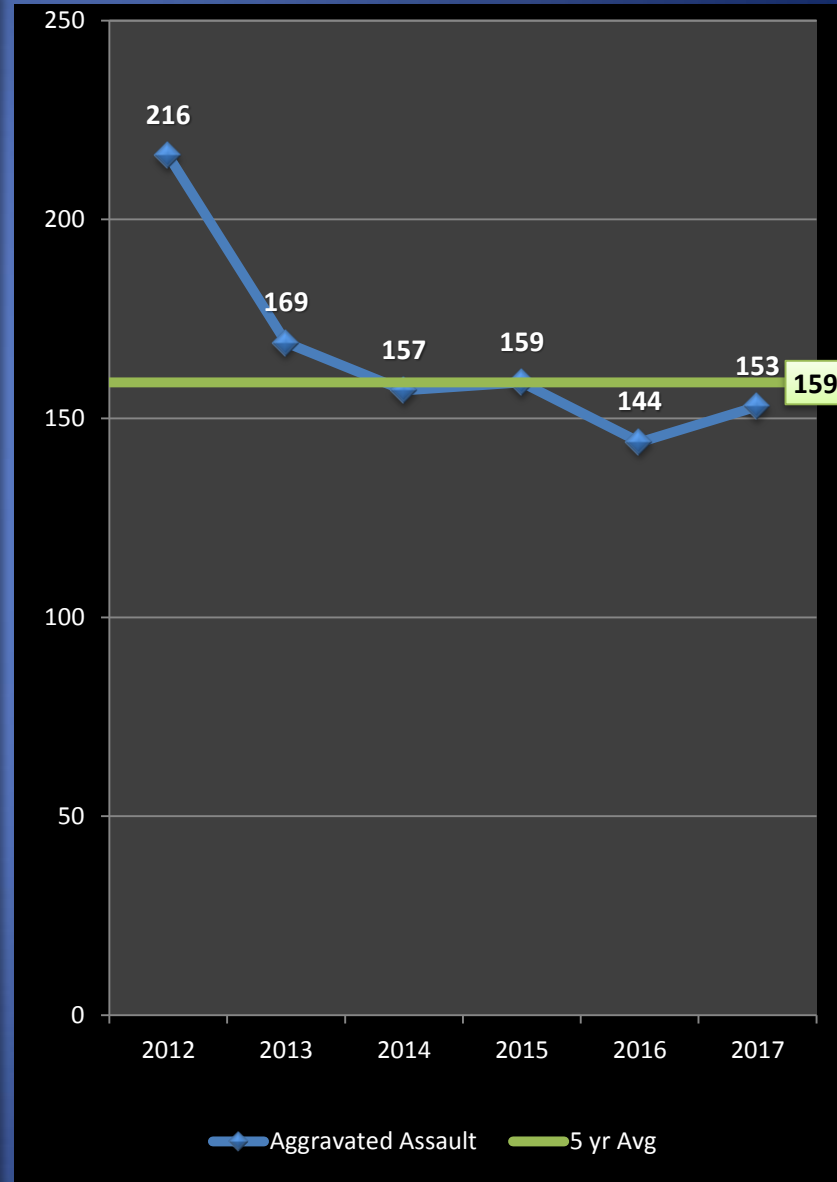
0%

Previous Year

+6%

5-Year Average

-4%





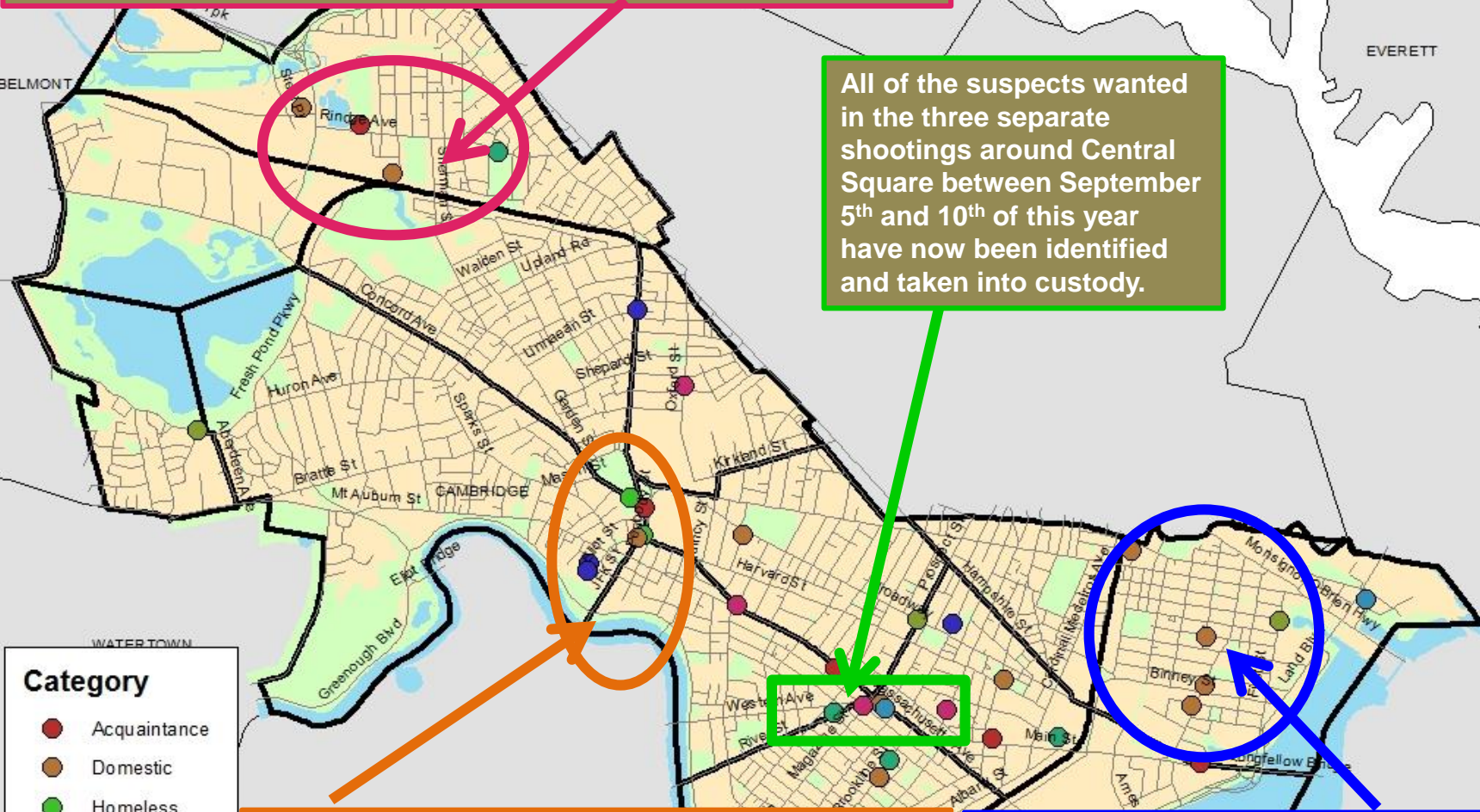
Geographic Breakdown of Aggravated Assaults by Categorization: 9.1.17 – 10.30.17

Four assaults in North Cambridge since 9.1.17: two domestic, a fight between acquaintances, and a juvenile altercation at a middle school

All of the suspects wanted in the three separate shootings around Central Square between September 5th and 10th of this year have now been identified and taken into custody.

Five aggravated assaults in and around the periphery of Harvard Square since 9.1.17: two of the incidents were between homeless individuals, there was a domestic altercation in October and the same suspect was a participant in two unprovoked assaults around 10PM on 9.2.17

Five aggravated assaults in the East Cambridge area since 9.1.17: three were domestic in nature, there was a workplace disturbance in late September and a police officer was assaulted at the Galleria on 10.27.17.



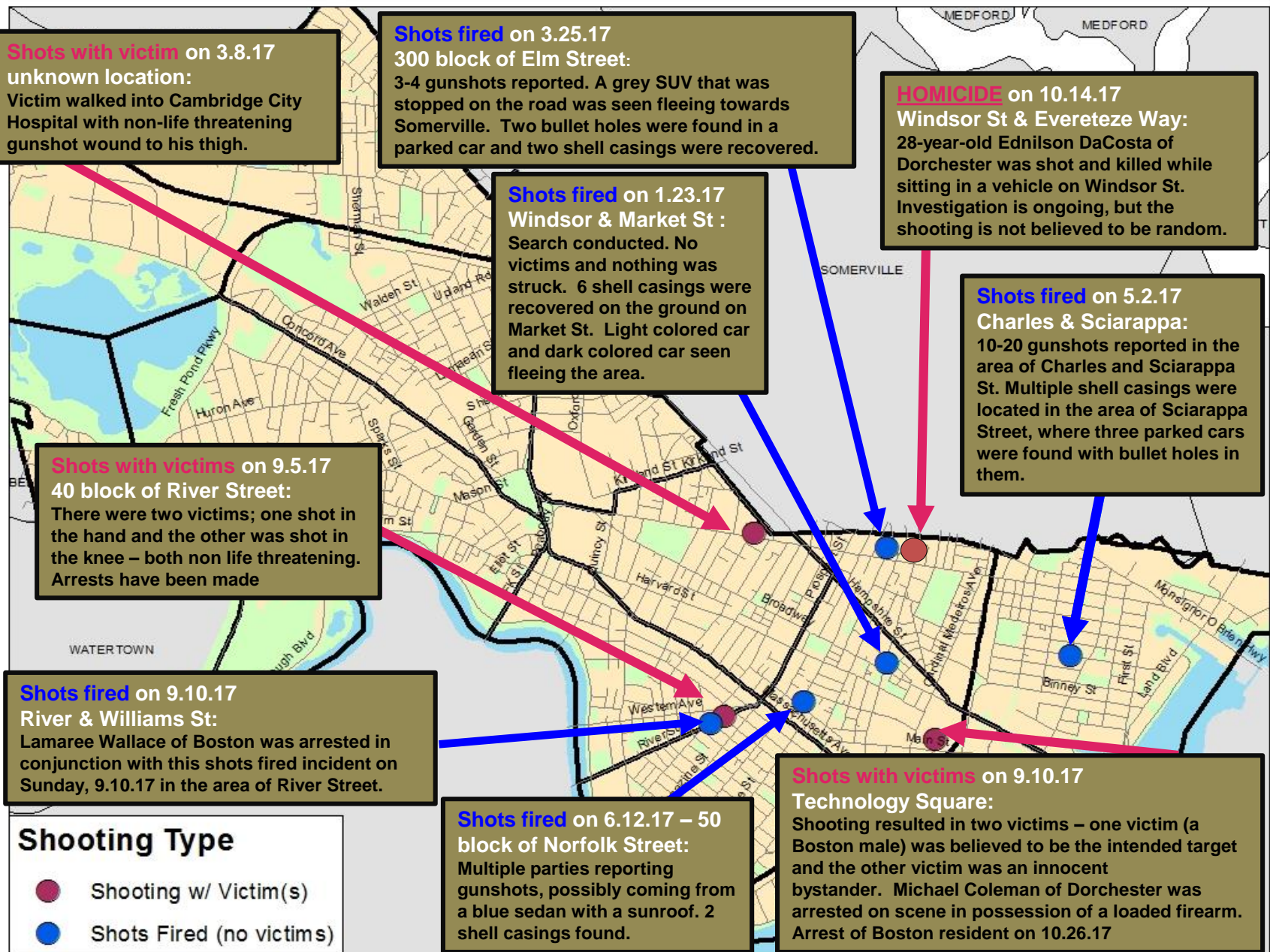
Category	
●	Acquaintance
●	Domestic
●	Homeless
●	Juvenile/Gang
●	Police Officer
●	Traffic Parking
●	Unprovoked
●	Workplace

Cambridge Police BridgeStat

October 2017



Shootings & Shots Fired in Cambridge: Through October 2017



Shots with victim on 3.8.17
unknown location:
 Victim walked into Cambridge City Hospital with non-life threatening gunshot wound to his thigh.

Shots fired on 3.25.17
300 block of Elm Street:
 3-4 gunshots reported. A grey SUV that was stopped on the road was seen fleeing towards Somerville. Two bullet holes were found in a parked car and two shell casings were recovered.

HOMICIDE on 10.14.17
Windsor St & Evereteze Way:
 28-year-old Ednilson DaCosta of Dorchester was shot and killed while sitting in a vehicle on Windsor St. Investigation is ongoing, but the shooting is not believed to be random.

Shots fired on 1.23.17
Windsor & Market St :
 Search conducted. No victims and nothing was struck. 6 shell casings were recovered on the ground on Market St. Light colored car and dark colored car seen fleeing the area.

Shots fired on 5.2.17
Charles & Sciarappa:
 10-20 gunshots reported in the area of Charles and Sciarappa St. Multiple shell casings were located in the area of Sciarappa Street, where three parked cars were found with bullet holes in them.

Shots with victims on 9.5.17
40 block of River Street:
 There were two victims; one shot in the hand and the other was shot in the knee – both non life threatening. Arrests have been made

Shots fired on 9.10.17
River & Williams St:
 Lamaree Wallace of Boston was arrested in conjunction with this shots fired incident on Sunday, 9.10.17 in the area of River Street.

Shots with victims on 9.10.17
Technology Square:
 Shooting resulted in two victims – one victim (a Boston male) was believed to be the intended target and the other victim was an innocent bystander. Michael Coleman of Dorchester was arrested on scene in possession of a loaded firearm. Arrest of Boston resident on 10.26.17

Shooting Type

- Shooting w/ Victim(s)
- Shots Fired (no victims)



ROBBERY

No Patterns

- The 5-year average for overall robbery in Cambridge for the first ten months of the year is 76 incidents. Between January and October 30th of 2017, 80 robberies were recorded, which translates to a 5% increase above the projected total and a 14% spike over the 2016 total for this time frame.
- Street robberies have slid downward a moderate 8% over the first ten months of this year. There have been no operational patterns, series or hot spot concentrations involving street robberies identified in Cambridge so far in 2017. All five of the street robberies in North Cambridge this year have occurred since July 20 – two purse snatches near Porter Square in August & September, a predatory incident near Alewife in June, and two mental health incidents outside Dunkin Donuts & the other on Cambridge Park Drive in September.
- There has been a significant increase in commercial robberies in Cambridge over the first three quarters of 2017 from 18 in 2016 to 32 incidents this year (+78%). This surge has cooled over the past 11 weeks with only two incidents reported.
- One aspect of the commercial robbery escalation trend has been a surge in bank robberies throughout Eastern Massachusetts since Thanksgiving of 2016. Ten of the 32 commercial robberies in Cambridge in 2017 have been bank heists, one each in Harvard & Kendall Sq, four in Central, two in Porter Square, and two in Alewife.

Percent Change

Last 4 Weeks

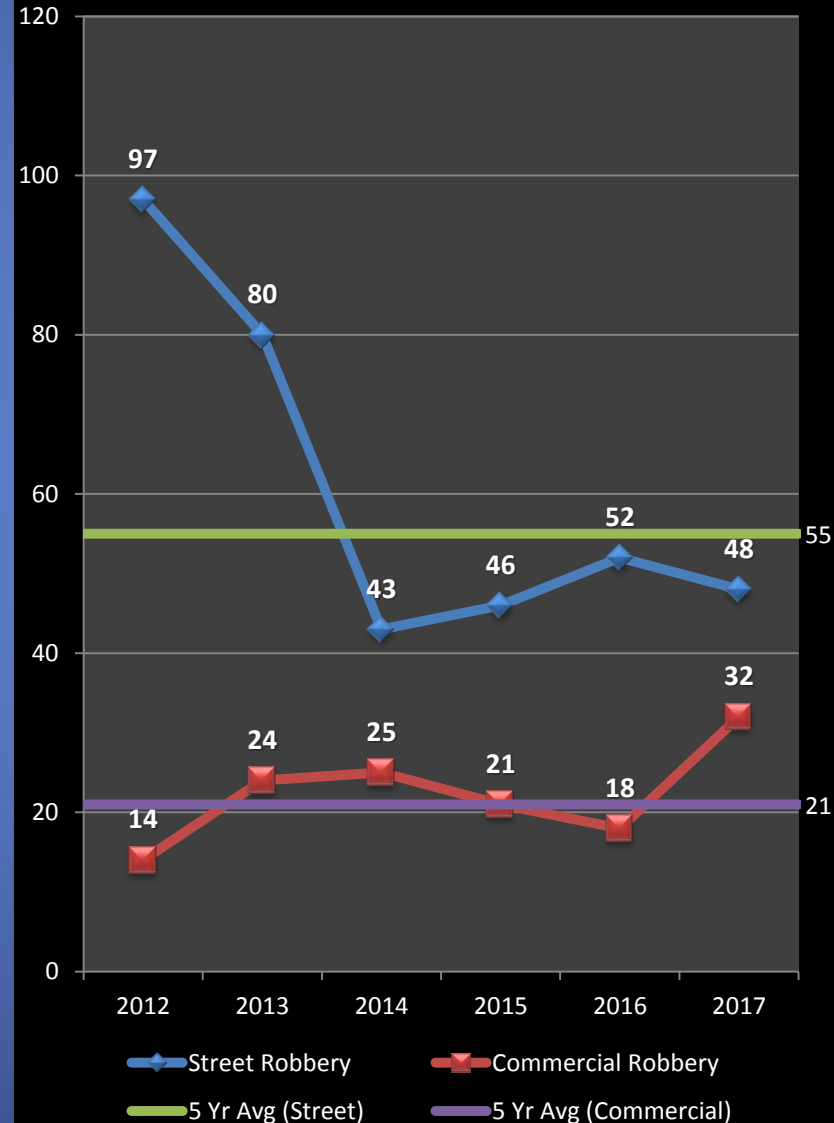
+33%

Previous Year

+14%

5-Year Average

+5%





Geographic Breakdown of Bank Robberies: 2017

Cambridge Police BridgeStat

Bank robbery in Porter Sq on 2.1.17 at 9:50AM - suspect handed a note to the teller – Arrest



Bank robbery in Harvard Square on 1.11.17 at 3:40PM - where suspect (see photo) handed a note to the teller



Banks on Alewife Brook Pky on 3.8.17 & 7.12.17 - where suspect handed note to teller

Bank robbery in Central Square on 1.5.17 at 9:30AM – Arrest

Bank robbery in Kendall Square on 3.31.17 at 4:00PM - where suspect handed note to teller - Arrest

Bank robbery in Central Square on 5.26.17 at 10AM - where suspect handed note to teller - Arrest

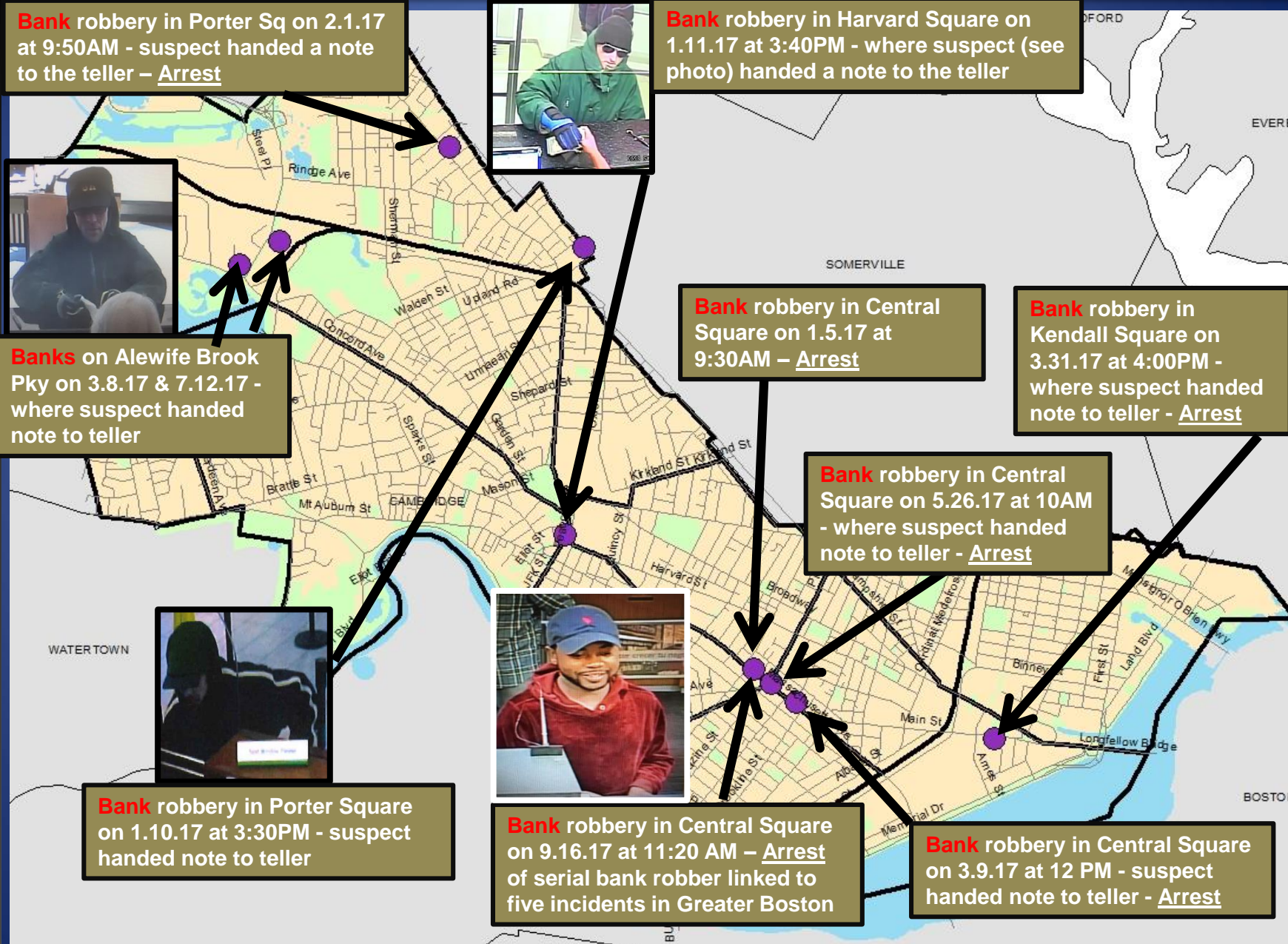


Bank robbery in Porter Square on 1.10.17 at 3:30PM - suspect handed note to teller



Bank robbery in Central Square on 9.16.17 at 11:20 AM – Arrest of serial bank robber linked to five incidents in Greater Boston

Bank robbery in Central Square on 3.9.17 at 12 PM - suspect handed note to teller - Arrest





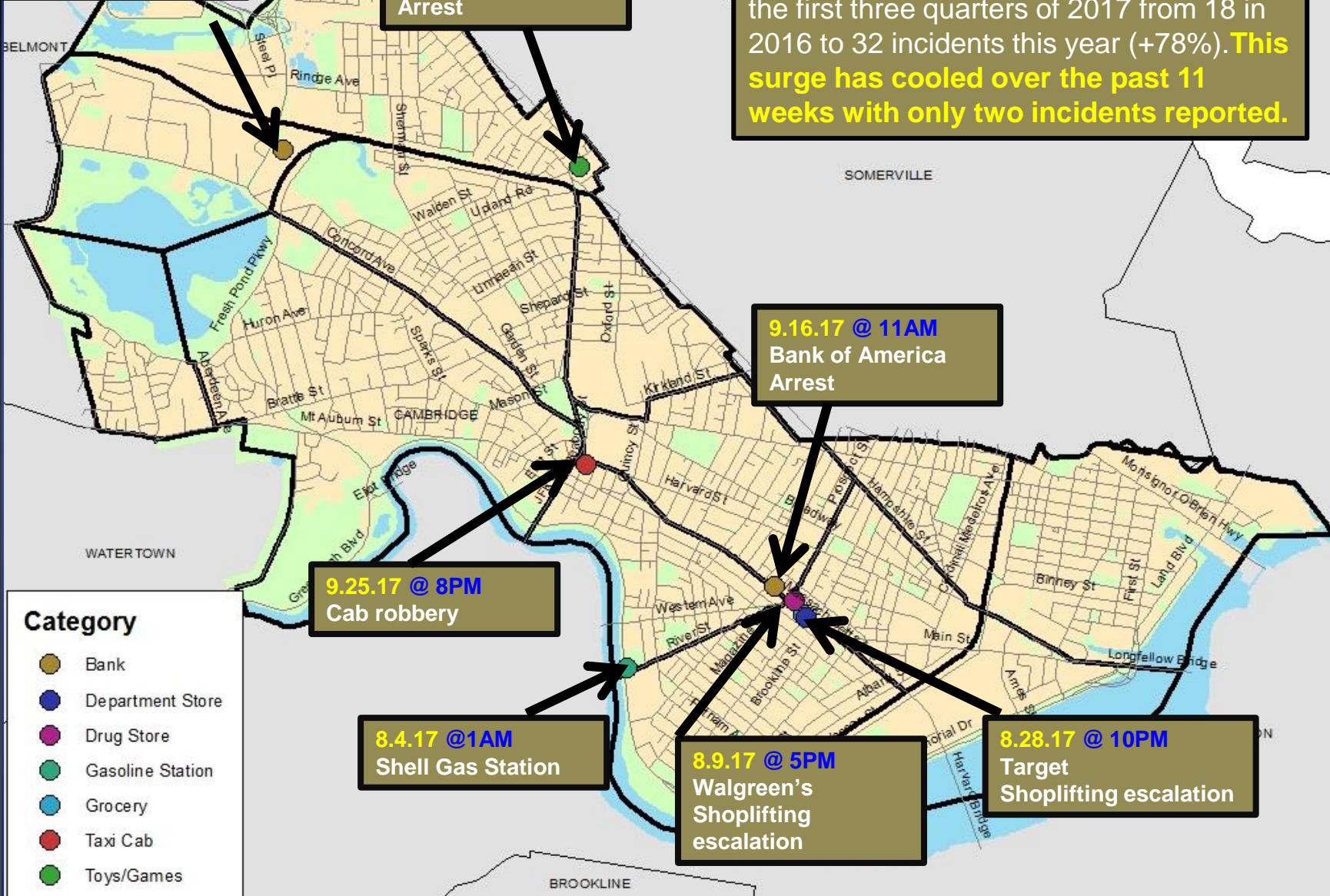
Geographic Breakdown of Commercial Robberies: 7.1.17 to 10.30.17

Cambridge Police BridgeStat

7.12.17 @ 4PM
Eastern Bank - Arrest

7.1.17 @ 3PM
Henry's Bear Park Arrest

There has been a significant increase in commercial robberies in Cambridge over the first three quarters of 2017 from 18 in 2016 to 32 incidents this year (+78%). **This surge has cooled over the past 11 weeks with only two incidents reported.**



9.16.17 @ 11AM
Bank of America Arrest

9.25.17 @ 8PM
Cab robbery

8.4.17 @ 1AM
Shell Gas Station

8.9.17 @ 5PM
Walgreen's Shoplifting escalation

8.28.17 @ 10PM
Target Shoplifting escalation

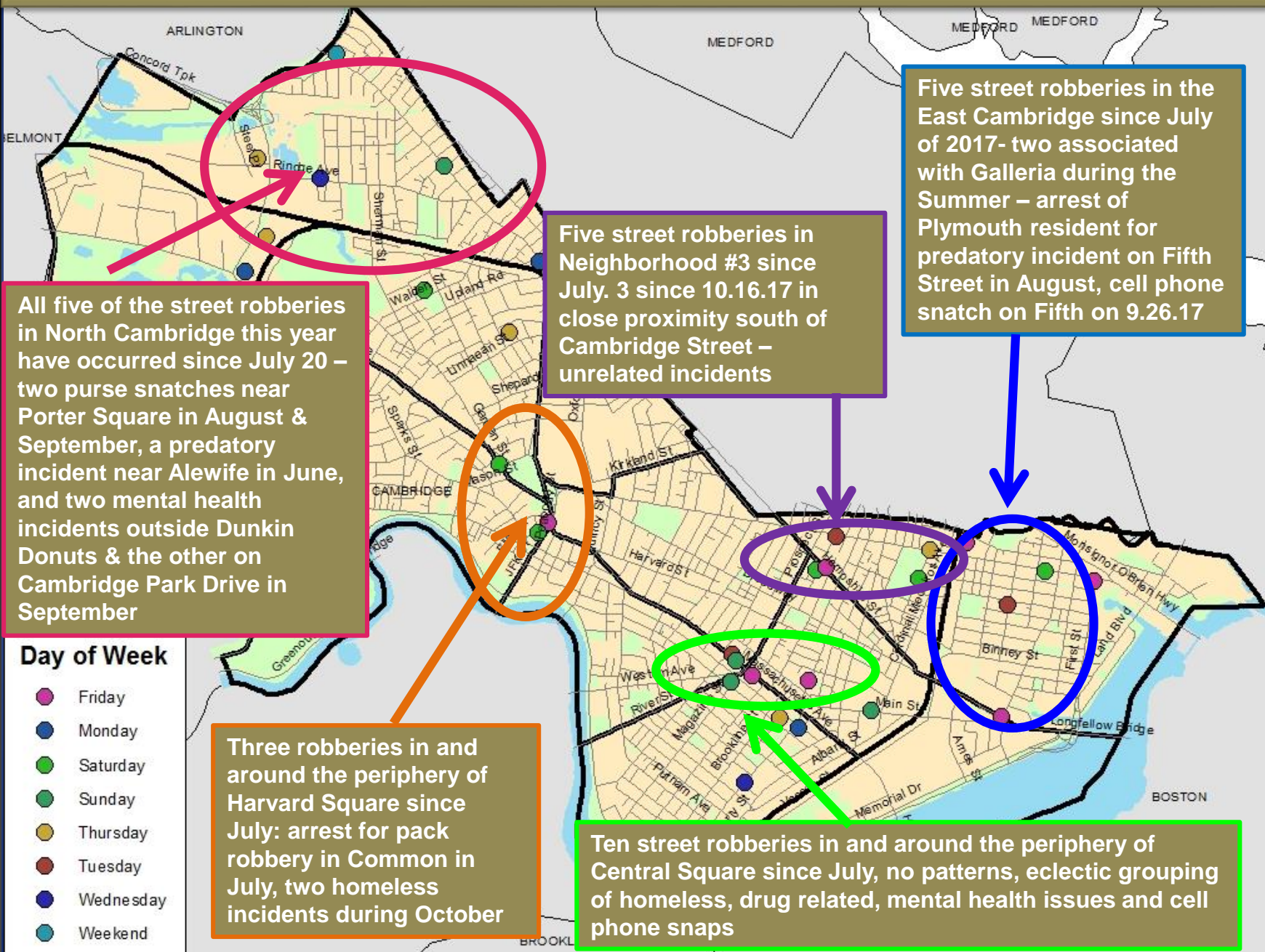
- Category**
- Bank
 - Department Store
 - Drug Store
 - Gasoline Station
 - Grocery
 - Taxi Cab
 - Toys/Games



Geographic Breakdown of Street Robberies: 7.1.17 to 10.30.17

Cambridge Police BridgeStat

October 2017





Burglary

No Pattern

- The property index crime of burglary, the combination of residential and commercial breaks, has recorded a demonstrable decline of 29% for the first ten months of 2017 when compared to the five-year average, with 87 fewer incidents reported below the projected total of 301 breaks. The total has also fallen a solid 18% when measured with last year's total for the first ten months of the year, with 46 fewer burglaries reported.
- There have been three housebreak patterns identified in the neighborhoods of Central Square in 2017. An unusually large number of housebreaks were reported in January of 2017 with a pattern identified then eradicated. During the last ten days of March, a new pattern was identified and an alert for a series of nighttime housebreaks in Riverside and Mid-Cambridge was issued on April 4th, 2017. On April 13th, an arrest was made of a known offender who was a resident of the neighborhood. An alert for a new series of late night breaks in and around Central Square was issued during the last week of August. On October 1st a warrant was issued for the apprehension of the suspect involved in this series.
- The 5-year average for commercial burglary in Cambridge for the first ten months of the year is 55 incidents. Through October 30th of 2017, 46 commercial burglaries were recorded, which translates to a 16% decline below the forecasted 5-year average and 11 incidents (+31%) above the 2016 (historic low for this crime category) total for the same time period.

Percent Change

Last 4 Weeks

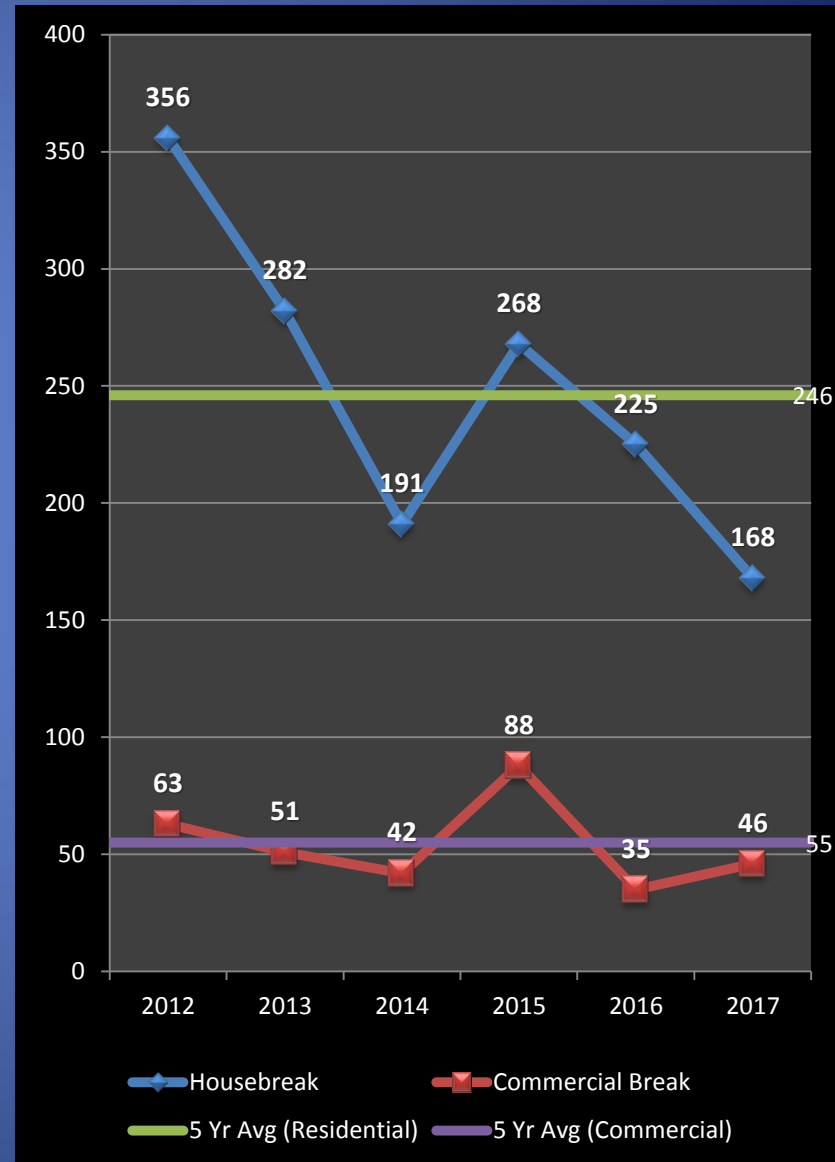
Previous Year

5-Year Average

-30%

-18%

-29%

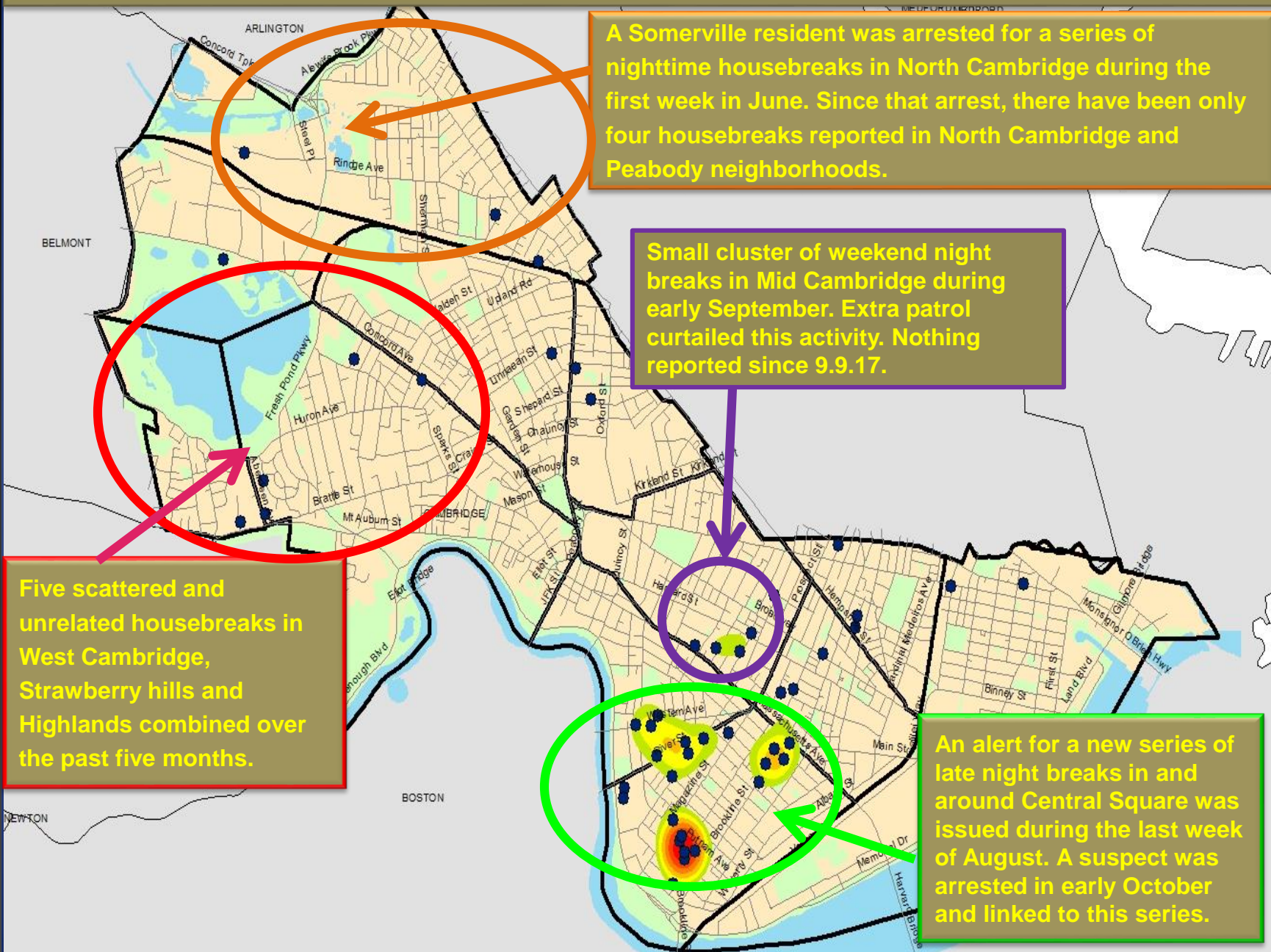




Geographic Breakdown of Housebreaks: 7.1.17 – 10.30.17

Cambridge Police BridgeStat

October 2017



A Somerville resident was arrested for a series of nighttime housebreaks in North Cambridge during the first week in June. Since that arrest, there have been only four housebreaks reported in North Cambridge and Peabody neighborhoods.

Small cluster of weekend night breaks in Mid Cambridge during early September. Extra patrol curtailed this activity. Nothing reported since 9.9.17.

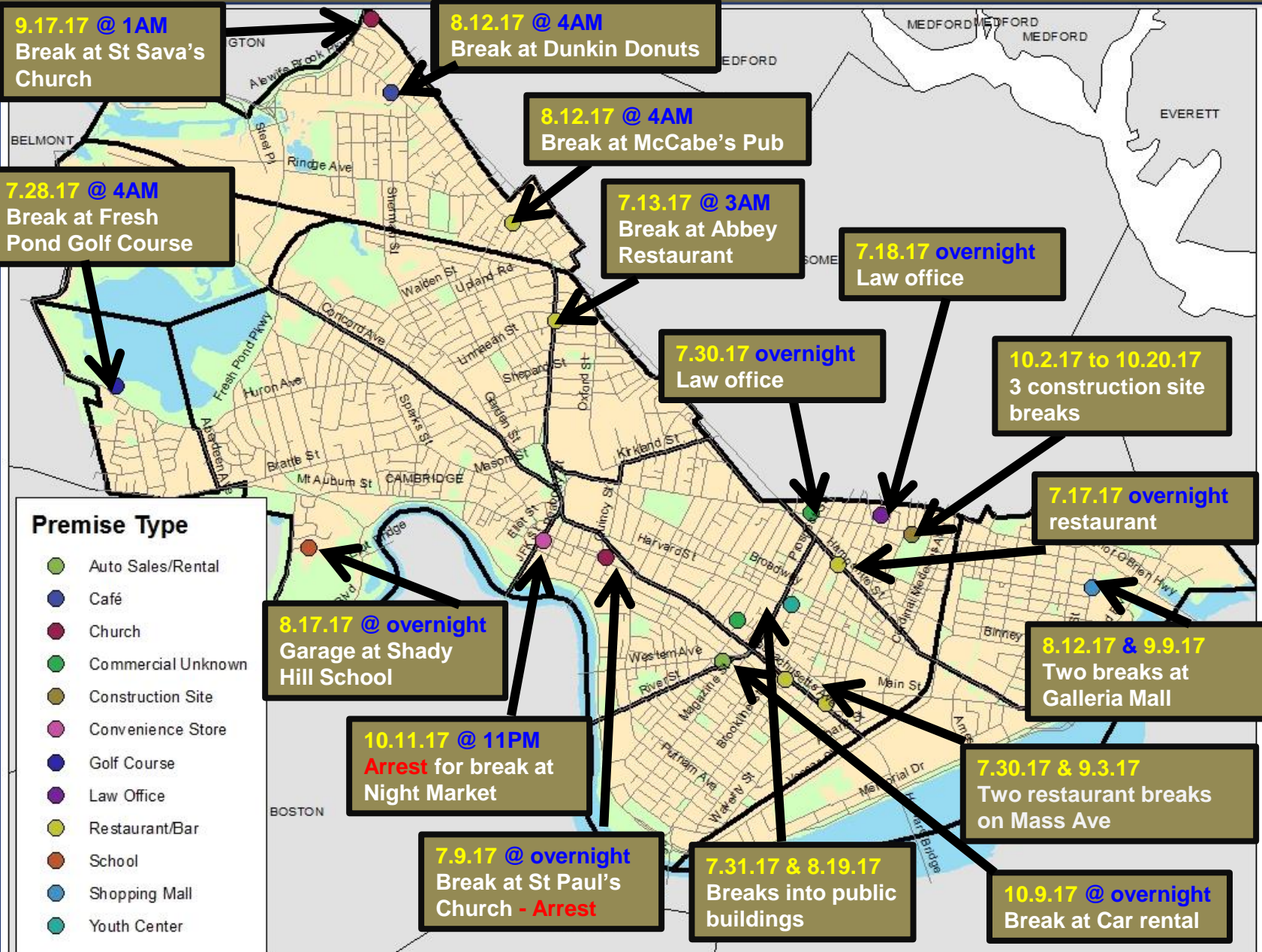
Five scattered and unrelated housebreaks in West Cambridge, Strawberry hills and Highlands combined over the past five months.

An alert for a new series of late night breaks in and around Central Square was issued during the last week of August. A suspect was arrested in early October and linked to this series.



Geographic Breakdown of Commercial Breaks: 7.1.17 – 10.30.17

Cambridge Police BridgeStat





LARCENY

No Patterns

- **Overall larceny through the first ten months of 2017** is down 13% when compared with the same time frame in 2016. The total of 1,411 larcenies reported year-to-date is also 19% below the 5-year weighted average of 1,744 incidents through the end of October.
- **Larcenies from MVs have plummeted 23% over the first ten months of 2017** when compared with the same time period in 2016. The last month saw a large increase of 105% from September to October, with 20 more incidents reported in October.
- **Larcenies from the person have fluctuated month to month this year, with October reporting 10 incidents.** Despite the constant ups and downs, this crime type year-to-date is still down 31% when compared with the first ten months of 2016. The most active area of the city this year has been Harvard Square with 45 incidents, followed by Central Square with 31.
- **There have been 230 larcenies from buildings reported through October 30, 2017.** This represents a 7% drop (16 incidents) below the 246 incidents reported in 2016 and an 18% decrease below the 5-year average of 282. There are no patterns or trends of this crime at the present time.
- **Larcenies from residences are down 35% (79 incidents) through the first ten months of 2017.** Package thefts from doorsteps and lobbies represent 54% of thefts from residences year-to-date (78 of the 144). Through this time last year, there had been 109 reported package thefts.
- **Through October 30, 2017, there have been 278 bikes reported stolen, down 48 (-15%) from the 326 thefts reported through the same time in 2016 and down 45 (-14%) from the 5-year average of 323.**

Percent Change

Last 4 Weeks

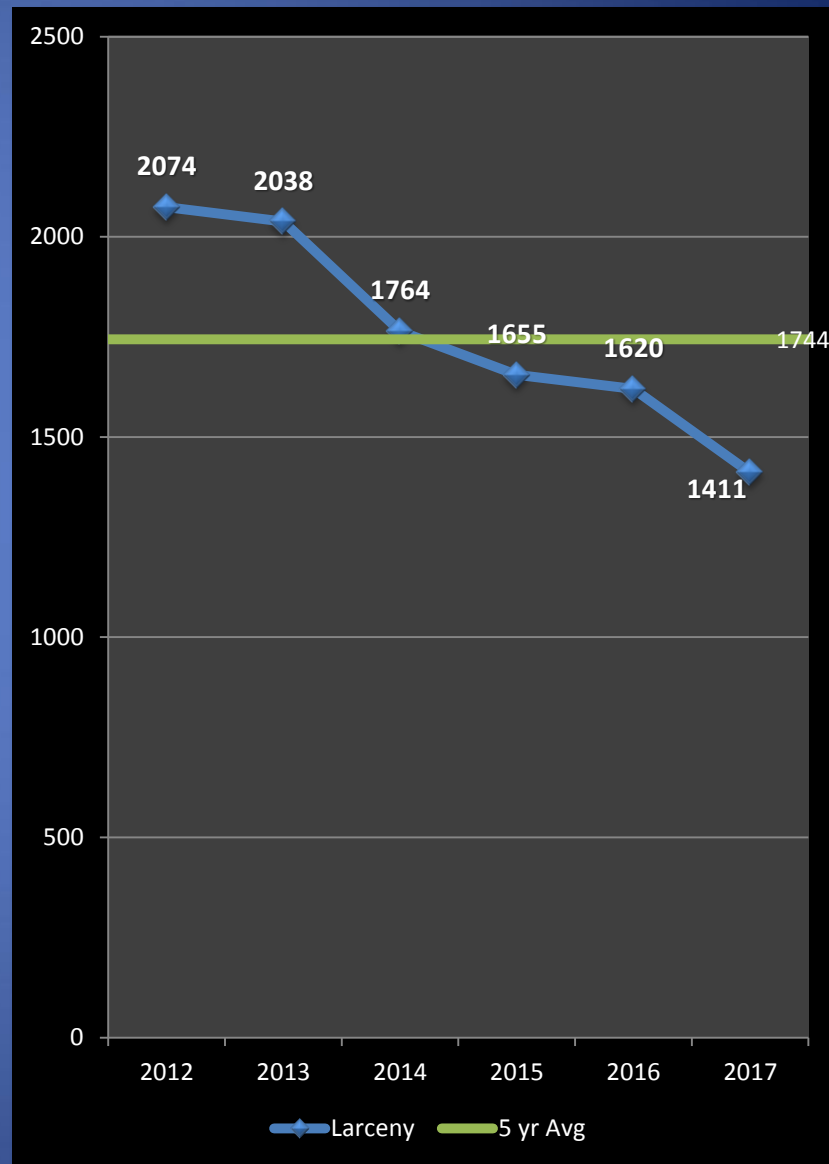
-5%

Previous Year

-13%

5-Year Average

-19%





LARCENY From MV

No Patterns

- After presenting an unusually large decline of 58% from August to September, patterns in West and North Cambridge fueled a 105% increase in this target crime from September to October. This uptick slowed the downward slide for larceny from motor vehicles for 2017.
- The Cambridge police were reporting a 30% decline for the first three quarters of 2017 when compared with the same time period in 2016. That number was sliced to 23% for the first ten months of this year after October was complete. There have been 71 fewer thefts from cars reported so far this year. This property crime has also plummeted by 39% when measured against the 5-year average, with 151 fewer incidents than the projected total of 392 thefts from cars.
- Part of the overall decrease can be traced to the total of 13 larcenies from motor vehicles in January, a non-snowstorm-affected month, which was a stunningly low number for this crime type.
- Priority patrols, which were established in early October to combat an increase in larceny from motor vehicle activity in North & West Cambridge, have been effective in curtailing this series. The neighboring town of Belmont was also experiencing an uptick in late night thefts from cars. Seventeen breaks were reported on the side streets off of Mass Ave in North Cambridge and on the periphery of Harvard Square along Mount Auburn Street and adjacent streets near Huron Village. Nothing new in this cluster over the past week.

Percent Change

Last 4 Weeks

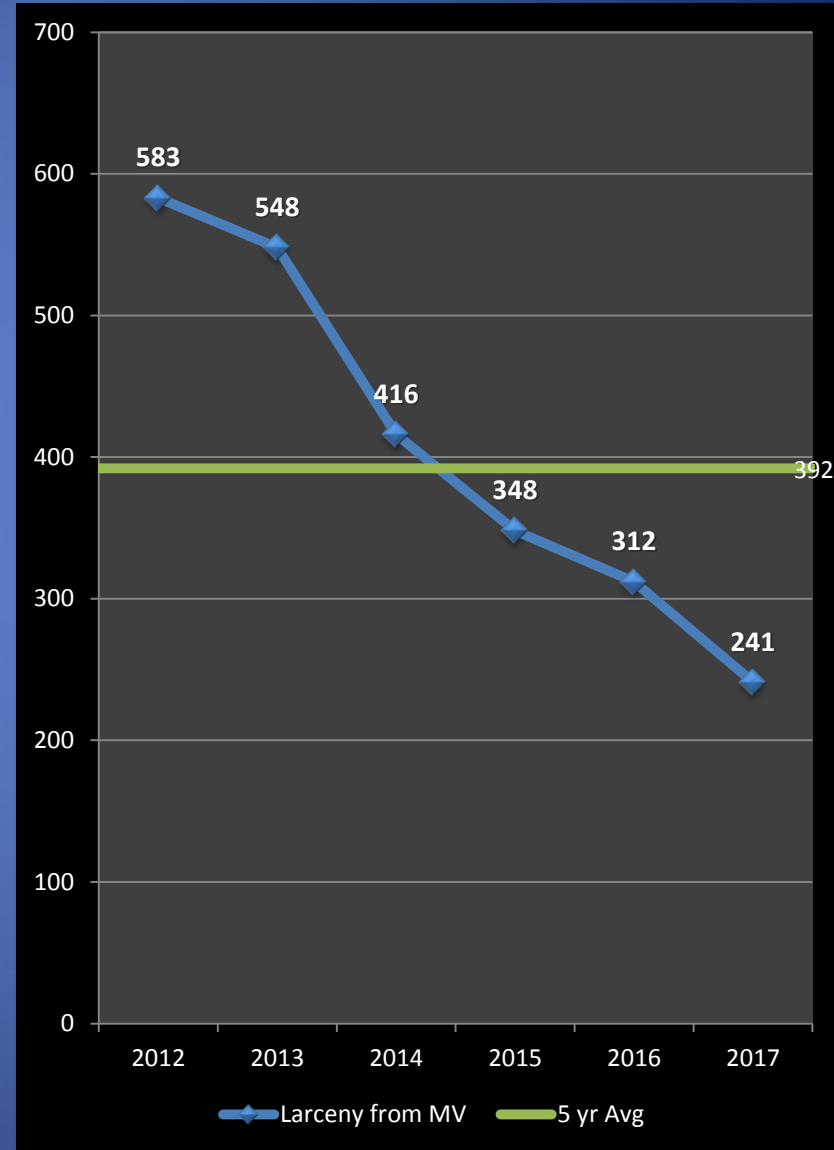
+105%

Previous Year

-23%

5-Year Average

-39%





Geographic Breakdown of Larceny from MVs: 1.1.17 – 10.2.17

Cambridge Police BridgeStat

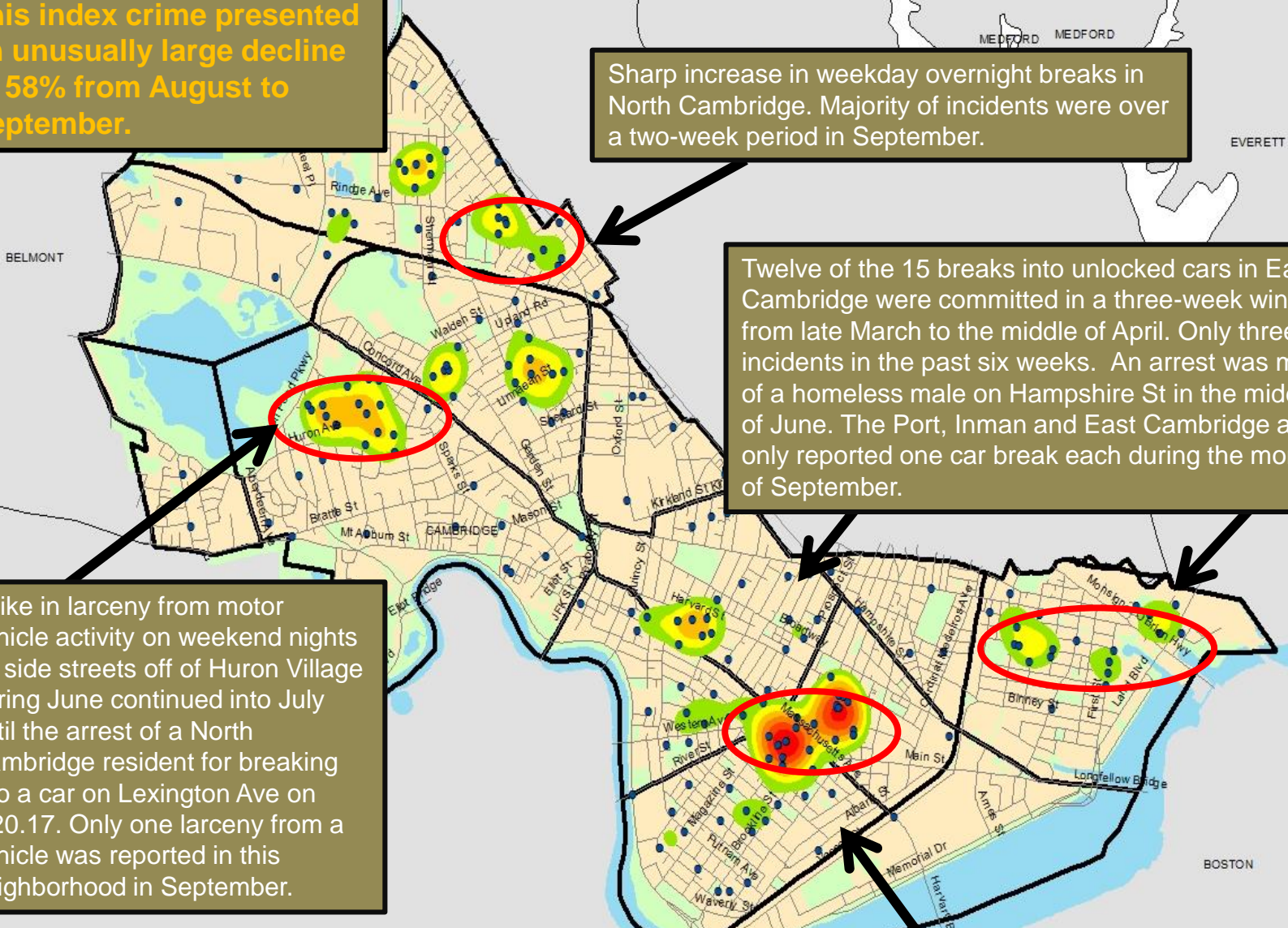
This index crime presented an unusually large decline of 58% from August to September.

Sharp increase in weekday overnight breaks in North Cambridge. Majority of incidents were over a two-week period in September.

Twelve of the 15 breaks into unlocked cars in East Cambridge were committed in a three-week window from late March to the middle of April. Only three incidents in the past six weeks. An arrest was made of a homeless male on Hampshire St in the middle of June. The Port, Inman and East Cambridge all only reported one car break each during the month of September.

Spike in larceny from motor vehicle activity on weekend nights on side streets off of Huron Village during June continued into July until the arrest of a North Cambridge resident for breaking into a car on Lexington Ave on 7.20.17. Only one larceny from a vehicle was reported in this neighborhood in September.

Seven of the 15 thefts from cars in February were part of a one-night spree on the periphery of Central Square on February 1st. Spike in daytime breaks into cars in Cambridgeport during July with 8 reported. There were no car breaks reported in Cambridgeport during the month of September.

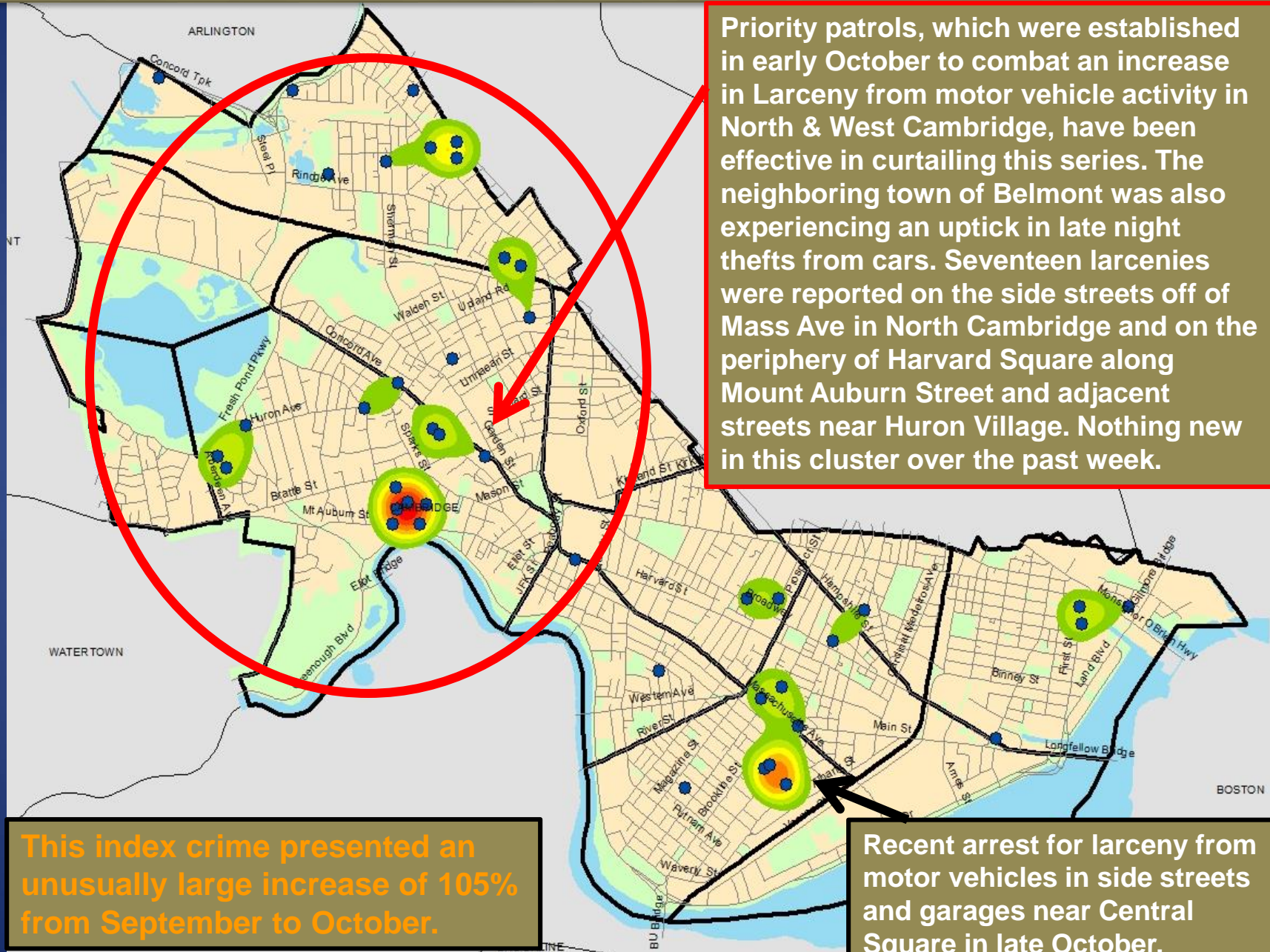




Geographic Breakdown of Larceny from MVs: October 2017

Cambridge Police BridgeStat

October 2017



Priority patrols, which were established in early October to combat an increase in Larceny from motor vehicle activity in North & West Cambridge, have been effective in curtailing this series. The neighboring town of Belmont was also experiencing an uptick in late night thefts from cars. Seventeen larcenies were reported on the side streets off of Mass Ave in North Cambridge and on the periphery of Harvard Square along Mount Auburn Street and adjacent streets near Huron Village. Nothing new in this cluster over the past week.

This index crime presented an unusually large increase of 105% from September to October.

Recent arrest for larceny from motor vehicles in side streets and garages near Central Square in late October.



LARCENY: *from Person*

No Patterns

- Larcenies from the person were on the rise during 2016 after two years of very little activity and few patterns. Meanwhile, activity in 2017 was at first a mix of highs and lows, with every other month seeing a spike in activity. There were 9 reported in January, 19 in February, 5 in March, 22 in April, 10 in May, 9 each in June and July, 16 in August, 21 in September, and 10 in October. Overall larceny from the person is still down considerably both when compared to the same time last year (-31%) and when compared to the five year average (-35%).
- Harvard Square has seen the most activity thus far in 2017, with 45 taking place in this tourist/student hotspot. The Central Square area has experienced the next largest number year-to-date with 31, followed by the East Cambridge/Galleria area with 22. The Galleria area did not have any larcenies from the person reported in October. Be aware of your belongings when holiday shopping this season, as leaving items unattended can make them easy targets for thieves.
- The majority of incidents have involved thefts from patrons while dining, pickpocketing incidents, or the theft of unattended items that victims left behind.
- The most likely times for larcenies from persons citywide this year are 1pm – 3pm on Monday, Thursday, and Saturdays, and 7pm – 11pm on Mondays and Saturdays.

Percent Change

Last 4 Weeks

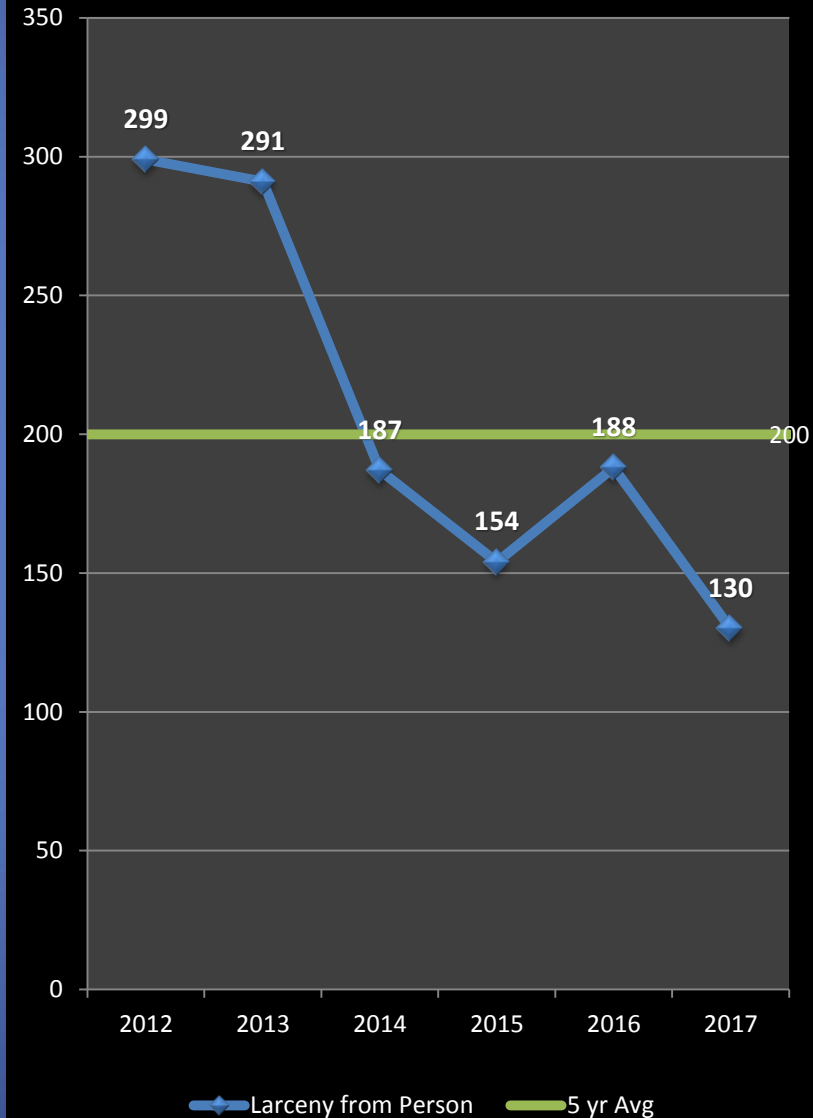
-41%

Previous Year

-31%

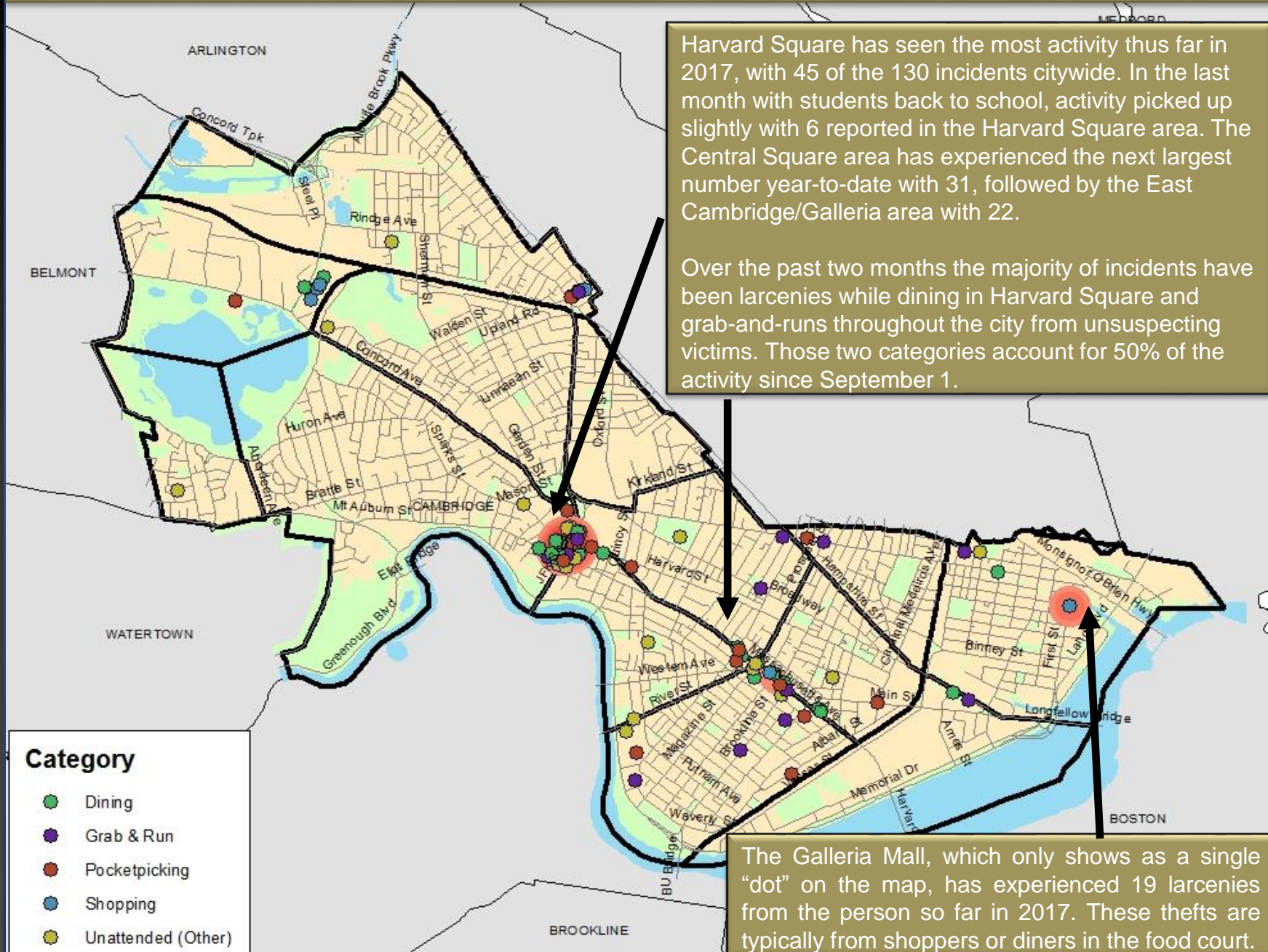
5-Year Average

-35%





Geographic Breakdown of Larceny from Persons: 1.1.17 – 10.30.17





LARCENY: of Bicycle

No Patterns

Percent Change

Last 4 Weeks

Previous Year

5-Year Average

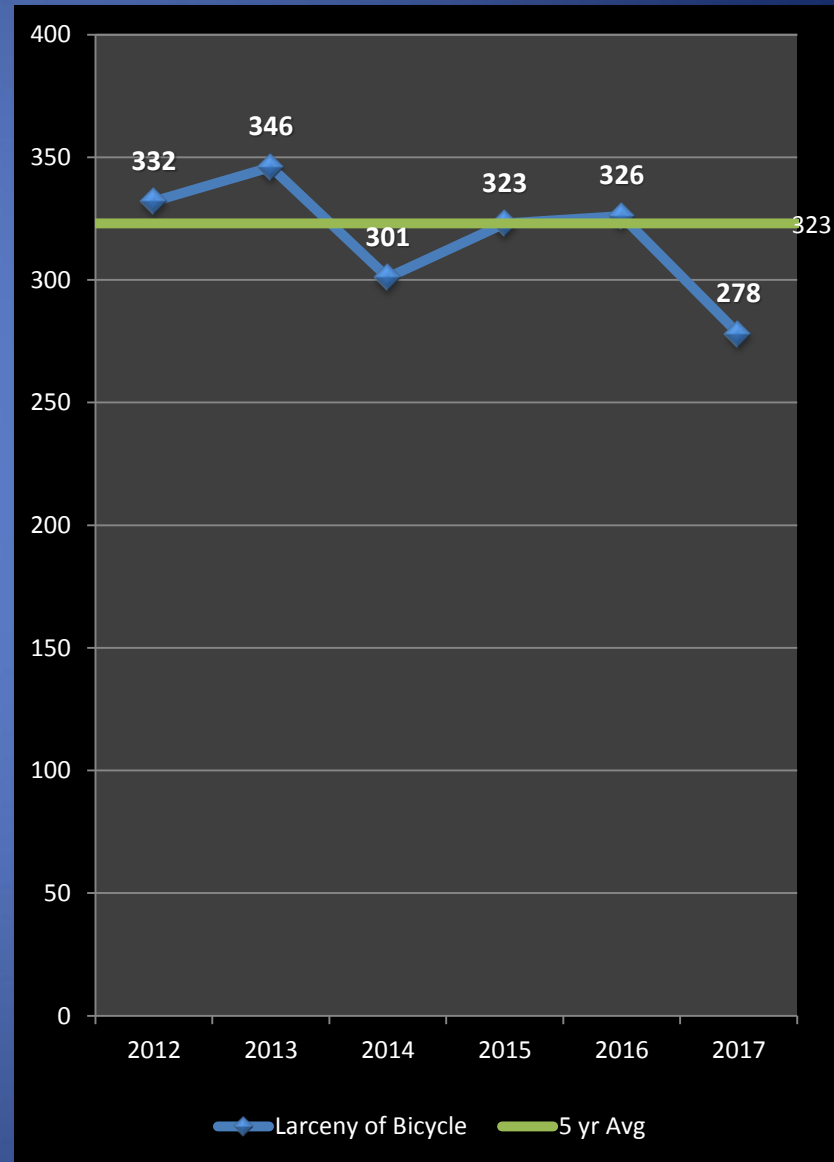
-24%

-15%

-14%

- Despite the warm weather that continued this fall, bike thefts experienced a noticeable drop in October, falling 24%, or 8 incidents, from the total reported in September. There have now been 278 bike thefts reported through the first ten months of 2017. This is 48 incidents below the total of 326 reported during the same time frame last year (-15%) and 45 incidents below the 5-year average of 323 (-14%).
- Over 71% of the bike thefts thus far in 2017 (or 199) have been reported in lower Cambridge.
- 95 of the 278 bicycles stolen year-to-date in 2017, or 34%, were left unlocked at the time of the thefts.
- Bike thefts were spread throughout the city in October.
- In a September arrest, a homeless Cambridge male was taken into custody in Central Sq after he was seen casing bicycles and taking a part from a bicycle. In October, a male was arrested in Porter Sq on 10/27/17 after a witness saw him attempting to steal a locked bicycle.
- **Top Neighborhoods for Bike Thefts Year-To-Date:**

Neighborhood	YTD Total	% Citywide
Cambridgeport	52	19%
Mid-Cambridge	41	15%
East Cambridge	36	13%
Peabody	25	9%
West Cambridge	24	9%

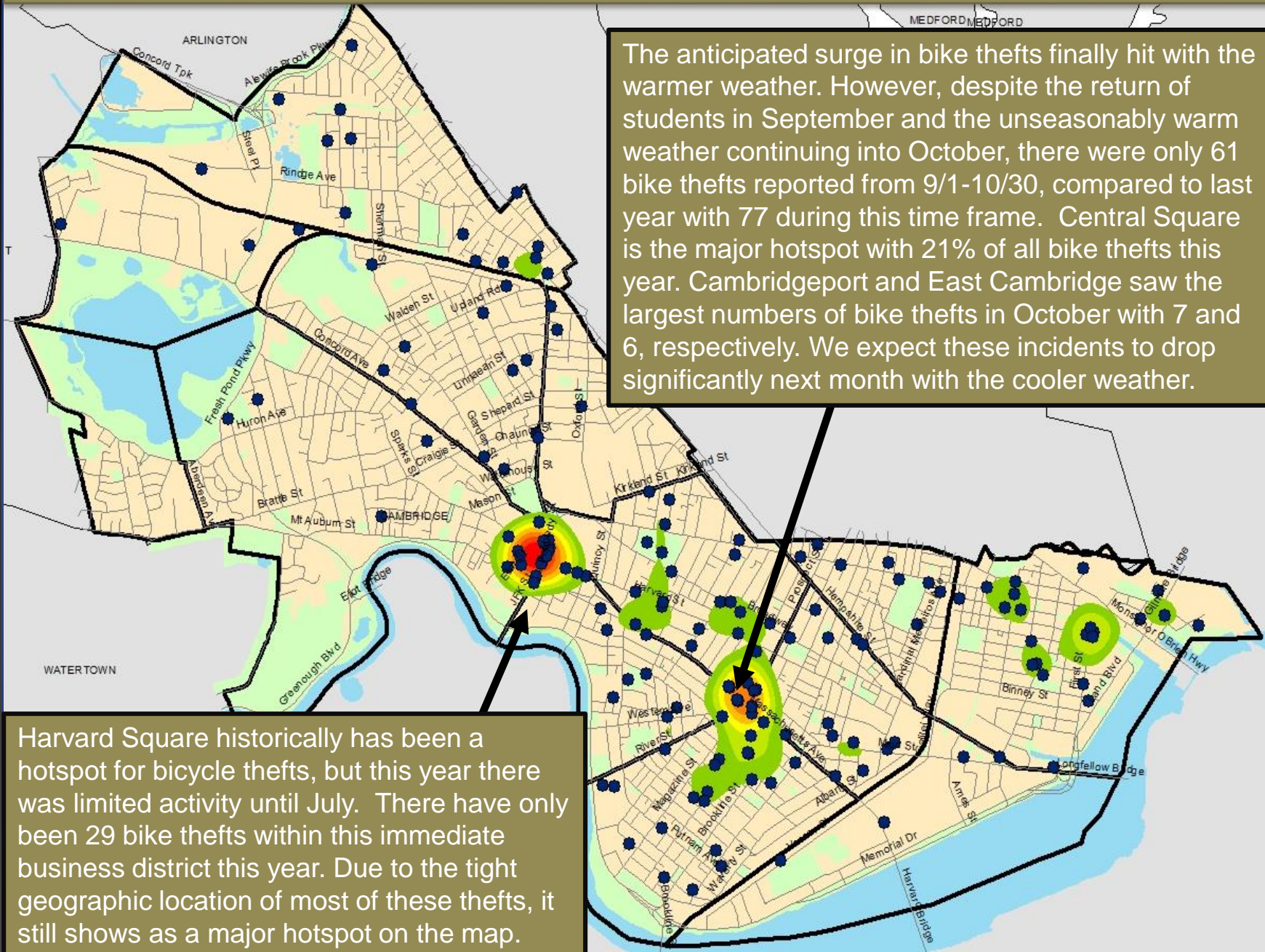




Geographic Breakdown of Bicycle Larcenies: 1.1.17 – 10.30.17

Cambridge Police BridgeStat

October 2017

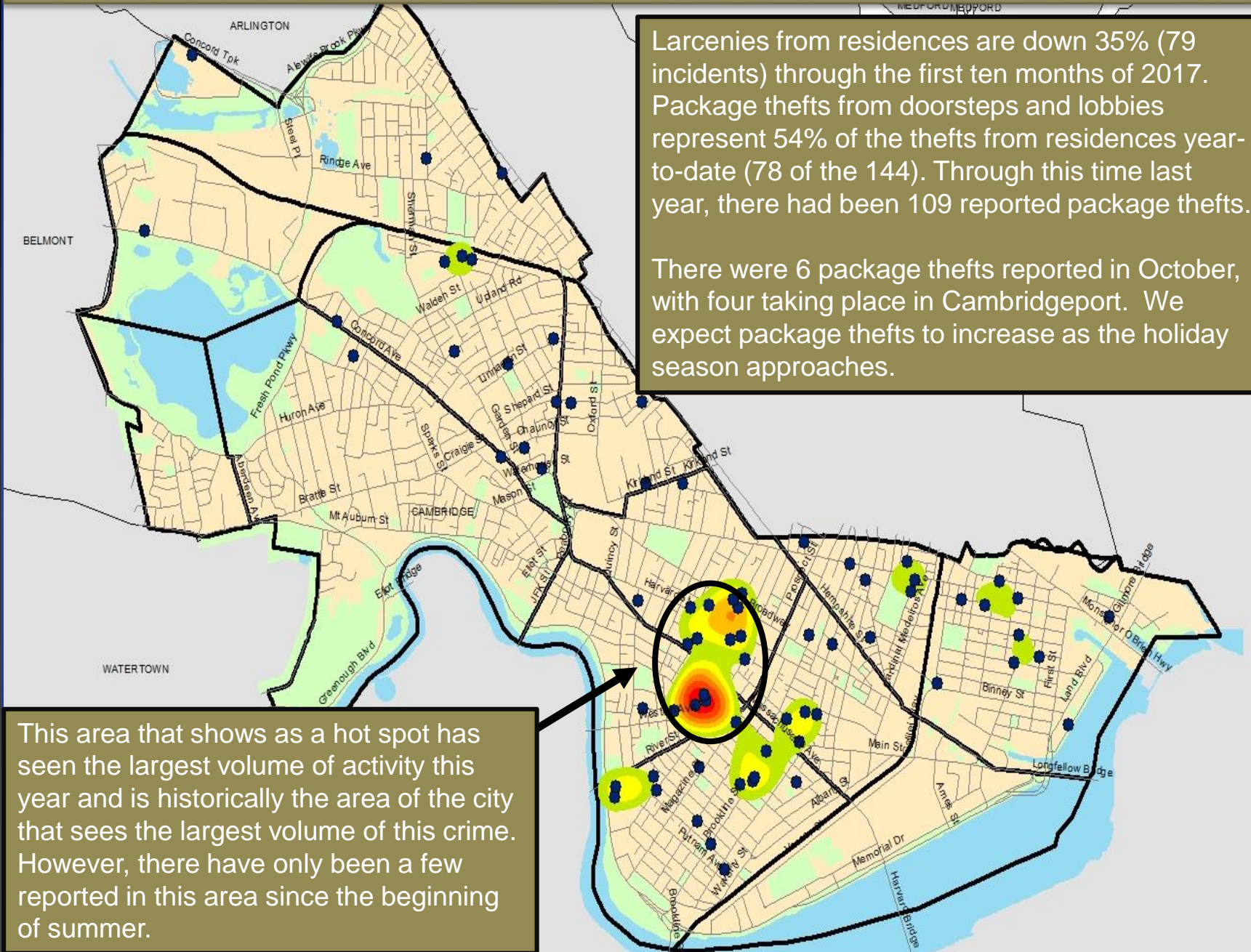


The anticipated surge in bike thefts finally hit with the warmer weather. However, despite the return of students in September and the unseasonably warm weather continuing into October, there were only 61 bike thefts reported from 9/1-10/30, compared to last year with 77 during this time frame. Central Square is the major hotspot with 21% of all bike thefts this year. Cambridgeport and East Cambridge saw the largest numbers of bike thefts in October with 7 and 6, respectively. We expect these incidents to drop significantly next month with the cooler weather.

Harvard Square historically has been a hotspot for bicycle thefts, but this year there was limited activity until July. There have only been 29 bike thefts within this immediate business district this year. Due to the tight geographic location of most of these thefts, it still shows as a major hotspot on the map.



Geographic Breakdown of Package Thefts: 1.1.17 – 10.30.17



Larcenies from residences are down 35% (79 incidents) through the first ten months of 2017. Package thefts from doorsteps and lobbies represent 54% of the thefts from residences year-to-date (78 of the 144). Through this time last year, there had been 109 reported package thefts.

There were 6 package thefts reported in October, with four taking place in Cambridgeport. We expect package thefts to increase as the holiday season approaches.

This area that shows as a hot spot has seen the largest volume of activity this year and is historically the area of the city that sees the largest volume of this crime. However, there have only been a few reported in this area since the beginning of summer.



AUTO THEFT

No Patterns

- The projected 5-year weighted average for auto thefts for the first ten months of the year is 102 incidents. With 80 thefts reported thus far in 2017, we are 22% (22 incidents) below the average and 18% (17 incidents) below the number reported during this time frame in 2016. In the most recent four weeks compared to the previous four weeks, there has been a decrease of 20%, or 2 incidents.
- There were 7 auto thefts reported in January, 5 in February, 6 in March, 13 in April, 4 in May, 8 in June, 10 in July, 7 in August, 9 in September, and 11 in October.
- At this time only 32 of the 80 (40%) have been recovered this year.
- So far in 2017, East Cambridge remains in the top spot for stolen autos with 12, followed by West Cambridge with 10, Peabody and Inman Harrington with 9, Cambridgeport and Mid-Cambridge with 8, The Port and North Cambridge with 7, Riverside with 4, MIT and the Highlands with 2, and Agassiz and Strawberry Hill, with 1 each.
- We tend to see an increase in scooter/moped thefts with the warmer weather, but this crime type did not produce the activity we normally would have expected initially. Over the warm summer months of June, July and August, only 7 two-wheeled vehicles total were reported stolen. However, the two most recent months saw a slight increase, with one motorcycle and three scooters stolen in September, and three motorcycles and one scooter stolen in October.

Percent Change

Last 4 Weeks

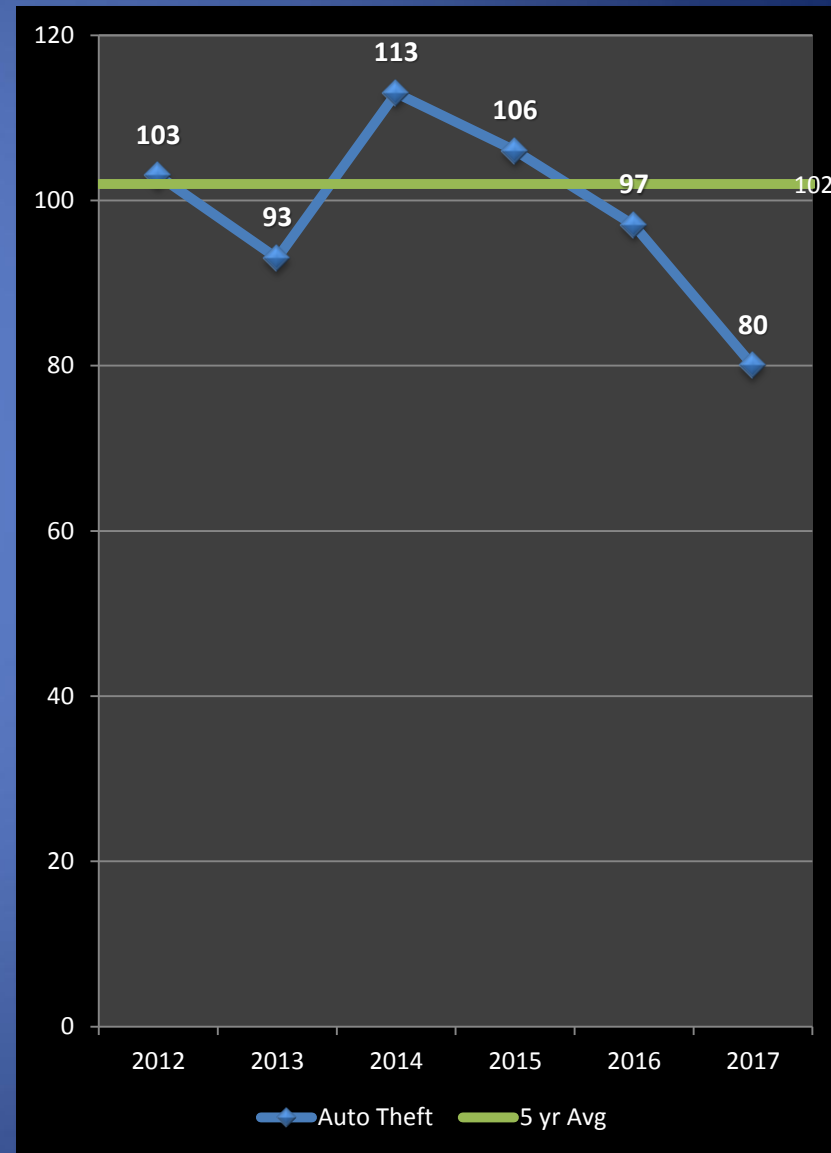
-20%

Previous Year

-18%

5-Year Average

-22%





Help Prevent Crime

And keep yourself informed!

To receive information from the CPD:

- Sign up with for the **Cambridge Alert Network**, to receive alerts about emerging crime patterns, neighborhood meetings, and crime prevention tips, by visiting www.CambridgeMa.gov/AlertNetwork.
- “Like” the Cambridge Police Department on Facebook at www.facebook.com/CambridgePolice
- Follow [@CambridgePolice](https://twitter.com/CambridgePolice) on Twitter.
- Visit our website at www.CambridgePolice.org for valuable information and reports including the Daily Log and BridgeStat, which is published on the first Friday of every month.
- Download our “MyPD” smartphone app at www.CambridgePolice.org/MyPD.

To Share Information with the CPD:

- Call our Non-Emergency Telephone Number at **617-349-3300**.
 - Every call for service generates a police response, so help drive our resources by reporting things that seem suspicious or out of the ordinary.
- Send an Anonymous TEXT-A-TIP:
 - Send an ANONYMOUS text message to **Tip411 (847411)**. Begin your message with Tip650 and then type your message. You will receive a response from the Cambridge Police with the option to continue communicating. Please remember that this is not a replacement for 9-1-1. **If you witness an emergency situation, please call 9-1-1 immediately.**
- Send an Anonymous Crime Tip E-Mail at www.CambridgePolice.org/Tips



Questions?

- The complete 2016 Cambridge Police Annual Crime Report is available on our website at www.CambridgePolice.org.
- We welcome all questions, comments, and suggestions.
- Please direct your feedback to: BridgeStat@CambridgePolice.org.
- To review previous editions of BridgeStat, visit our website at www.CambridgePolice.org/BridgeStat.