



# Cambridge Police Department BridgeStat

October 2019

Produced by the Crime Analysis Unit



# Part I Total Crime

An review of Part One crime statistics for the first 43 weeks of 2019 reveals that a minimal decline of 3% was recorded in Cambridge. Between January 1<sup>st</sup> and October 28<sup>th</sup> of 2019, there were 1,934 serious crimes reported in the City. For the same time period in 2018, the combined total for Murder, Rape, Robbery, Aggravated Assault, Burglary, Larceny & Auto Theft was 1,992 incidents, 58 more than this year.

Further analysis of the crime totals for the first ten months of 2019 conveys that violent crimes registered a 10% decline with 28 fewer incidents reported, while property crimes recorded a slight decrease with 30 fewer crimes (-2%) when compared with the same time period last year. These conservative, dwindling, crime statistics come fast on the heels of the 2017 numbers, which represented the lowest crime index recorded in Cambridge since 1963.

When measuring the serious crime totals of October of 2019 versus the previous month of September, a decline of 4% was noted with seven fewer crimes counted. The majority of this decrease can be attributed to the accumulation of slight drops in housebreaks, larcenies from the person, auto thefts, street robberies, and aggravated assaults from September to October.

	4 Week Snapshot			Year to Date			Five Year	
	9/3/19 - 9/30/19	10/1/19 - 10/28/19	Change	2018	2019	Change	Avg	Change
Total Violent Crime	33	21	-36%	270	242	-10%	254	-5%
Total Property Crime	143	148	3%	1722	1692	-2%	1838	-8%
Total Part I Crime	176	169	-4%	1992	1934	-3%	2092	-8%



# Part I Property Crime

A review of property crime totals for the 43 weeks of 2019 indicates a 2% decrease when measured against the 2018 total and an 8% reduction below the five-year average, with 30 additional incidents below the first ten months of last year and 146 crimes below the 1,838 crimes forecasted for this time period. Ten of the 14 property crime categories recorded declines when measured against this time period in 2018. A 45% decline in housebreaks sustains the long-standing decline in Burglary. Other property crimes registering major declines when compared with their 5-year average include: commercial burglary (-47%); larc. from buildings (-25%) and larc. from motor vehicles (-21%). The major negative trend associated with property crimes identified so far in 2019 has been the 50% upsurge in larceny of bicycles.

	4 Week Snapshot			Year to Date			Five Year	
	9/3/19 - 9/30/19	10/1/19 - 10/28/19	Change	2018	2019	Change	Avg	Change
<b>Burglary</b>	<b>15</b>	<b>10</b>	<b>-33%</b>	<b>227</b>	<b>124</b>	<b>-45%</b>	<b>247</b>	<b>-50%</b>
Commercial Break	1	1	0%	51	27	-47%	51	-47%
Housebreak	14	9	-36%	176	97	-45%	196	-51%
<b>Larceny</b>	<b>119</b>	<b>133</b>	<b>12%</b>	<b>1400</b>	<b>1472</b>	<b>5%</b>	<b>1498</b>	<b>-2%</b>
Larceny (Misc)	5	3	-40%	40	35	-13%	35	0%
Larceny from Building	7	10	43%	225	182	-19%	243	-25%
Larceny from MV	13	22	69%	213	213	0%	270	-21%
Larceny from Person	20	13	-35%	142	140	-1%	153	-8%
Larceny from Residence	13	17	31%	186	197	6%	184	7%
Larceny of Bicycle	41	39	-5%	269	403	50%	291	38%
Larceny of Plate	2	0	-100%	18	17	-6%	20	-15%
Larceny of Services	1	0	-100%	22	12	-45%	20	-40%
Shoplifting	17	29	71%	285	273	-4%	283	-4%
<b>Auto Theft</b>	<b>9</b>	<b>5</b>	<b>-44%</b>	<b>95</b>	<b>96</b>	<b>1%</b>	<b>93</b>	<b>3%</b>
<b>Total Property Crime</b>	<b>143</b>	<b>148</b>	<b>3%</b>	<b>1722</b>	<b>1692</b>	<b>-2%</b>	<b>1838</b>	<b>-8%</b>



# Part I Violent Crime

From January 1<sup>st</sup> to October 28<sup>th</sup> of 2019, there were 242 violent crimes recorded in Cambridge, 28 incidents below last year (-10%) and 12 fewer violent crimes (-5%) than the 254 incidents forecasted for the first ten months of the year.

There have been 61 robberies reported over the first ten months of 2019, with nine categorized as commercial and 52 classified as street crimes. These numbers represent a significant decline of 23 incidents (-27%) when compared with 2018. Twenty-two rapes have been counted through October of 2019, a number that is six fewer than what was reported through October 28<sup>th</sup> of 2018. The five-year average for the crime of Rape for the first ten months of the year projects to 24 rapes being recorded in Cambridge, two above the 2019 total.

There has been one additional aggravated assault (+1%) reported through the first ten months of 2019, when compared with the same time period in 2018. The 158 aggravated assaults reported over the first 43 weeks of the year represents a 3% incline above the 153 forecasted for the five-year average.

	4 Week Snapshot			Year to Date			Five Year	
	9/3/19 - 9/30/19	10/1/19 - 10/28/19	Change	2018	2019	Change	Avg	Change
Homicide	0	0	IN-CALC	1	1	0%	2	-50%
Rape	2	2	0%	28	22	-21%	24	-8%
Robbery	12	5	-58%	84	61	-27%	76	-20%
Commercial Robbery	1	0	-100%	31	9	-71%	27	-67%
Street Robbery	11	5	-55%	53	52	-2%	49	6%
Aggravated Assault	19	14	-26%	157	158	1%	153	3%
Total Violent Crime	33	21	-36%	270	242	-10%	254	-5%





# MURDER

*No Patterns*

- **There has been one murder recorded in Cambridge through the first ten months of 2019.** The Middlesex District Attorney's Office and the Cambridge Police are asking for the public's assistance regarding the ongoing investigation into the fatal incident that occurred in the New Street area of Danehy Park around 6:30PM on the night of January 2<sup>nd</sup>, 2019. This incident is being investigated as a homicide. The preliminary investigation suggests that the victim, 60-year-old Paul Wilson, died as a result of blunt force trauma and that robbery does not appear to have a motive.
- **UPDATE: On July 22, 2018, 15-year-old Richelle Robinson of Cambridge died following an assault in which she was shoved to the ground on Cambridge Street. The Office of the Chief Medical Examiner later ruled the cause of death to be blunt force trauma. On July 30, 2019, following an investigation by the Cambridge Police Department, the Massachusetts State Police, and the Middlesex District Attorney's Office, Isaias Plaza (4/7/00, homeless) was arraigned on charges of manslaughter and assault and battery causing serious bodily injury in connection with Robinson's death.**
- The last recorded homicide in 2017 was on the night of November 16<sup>th</sup> in the area of Tremont and Hampshire Streets, Malachi Mims, 28, of Cambridge was shot and taken to a local hospital where he was later pronounced dead.
- On December 31<sup>st</sup>, 2017, Kevin Reddick, a 17-year-old Cambridge resident, was arrested in Boston and charged in connection with the shooting death. On November 29<sup>th</sup> of 2018, the Middlesex DA's Office announced Osiris Chambers, 17, of Cambridge, was also arraigned in Middlesex Superior Court in connection with the shooting death of Malachi Mims.

## Percent Change\*

Last 4 Weeks

Previous Year

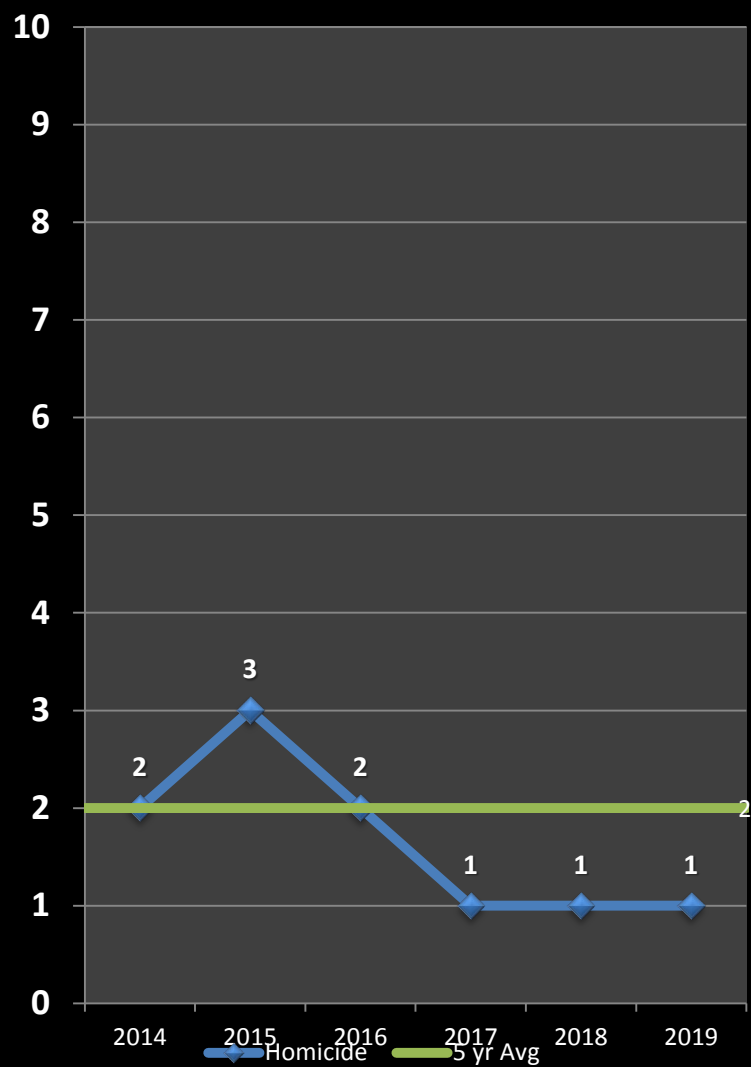
5-Year Average

In-Calc

In-Calc

In-Calc

\*IN -CAL: Percentages are not calculated for numbers so small as to present a statistically misleading percentage.





# Characteristics of Murder in Cambridge

For the 30-year period between 1960 and 1989, the City of Cambridge averaged slightly less than five murders per year. The annual average since 1990 has fallen to approximately two per year. Trend analysis over recent years points to two recurring murder scenarios in Cambridge: domestic murder, in which one family member is brutally killed by another in a homicidal rage, and the murder of young males by a handgun or knife in acts of retaliatory street violence.

## Cambridge Murder Statistics, 1990-2018

- 61 people murdered in 56 incidents (in 4 of the incidents, 2 or more people were killed)
- 41 victims were male
- 20 victims were female
- Most common weapons: handguns (29 incidents) and knives (13 incidents)
- 18 of the 56 cases are still under investigation or remain unsolved
- 26 of the 35 cases since 2000 have been cleared by arrest or by the death of the suspect, including all three murders in both 2013 and 2015, the 2018 incident, and one of the two murders in 2014 and 2017. There have been no arrests in the two murders in 2016.



# Unsolved Murders: 1999 to 2018

**Colin Burton**, 30, of Dorchester, was shot and killed outside of Hi - Fi Pizza on Mass Ave in Central Square on September 18<sup>th</sup>, 1999. Burton was talking with the occupants of a Ford Explorer when the subject in the passenger seat fired through the window. Two suspects fled the scene. The case remains under active investigation.



September 18, 1999, Mass Ave



April 5, 2002, Mass Ave

**Ian Gray**, 19, of Mattapan, was in an argument outside of the Rhythm & Spice restaurant that spilled out onto Mass Ave. A suspect that had left the scene returned with a group of people and a fight ensued. A knife was produced during the altercation and four gunshots were fired, fatally wounding Gray. This case remains open.

On June 17<sup>th</sup>, 2002 at 7:00PM, **Ricardo Williams**, 27, of Malden, was found in the driver's seat of a motor vehicle suffering from a gunshot wound to his face. Williams was taken to CCH where he was pronounced dead. This case remains open.



June 17, 2002, Windsor St.



June 16, 2009, Rindge Ave

**Jason Ellcock**, 33, of Malden, formerly of Cambridge and father of three, was found with multiple gunshot wounds in front of the driveway to 364 Rindge Ave at 3:05 AM on the night of June 16<sup>th</sup>, 2009. He was pronounced dead at the scene. This incident remains under investigation.

***\*Anyone with information about these crimes is asked to contact CPD at 617-349-3370.\****





# Unsolved Murders: 1999 to 2018


Cambridge Police BridgeStat



March 12, 2011, Brookline St.

**James Lauture**, 30, of Cambridge, was sitting in a vehicle near Brookline and Watson Streets just after midnight on Saturday, March 12<sup>th</sup>, 2011, when an unknown gunman opened fire. The occupants in the car were able to drive to Central Square. Lauture died from multiple gunshot wounds. The other man in the vehicle survived. This case remains open.

On June 3<sup>rd</sup>, 2012, **Charlene Holmes**, 16, of Cambridge, was shot while sitting on a porch on Willow St. She later succumbed to her wounds at the hospital. The investigation into this incident remains active, but no arrests have been made to date.



June 3, 2012, Willow St



July 3, 2014, Windsor Street.

On July 3<sup>rd</sup>, 2014, at 10:00 PM, **Kensley David**, 22, suffered a single gunshot wound to the head while on Windsor Street. Investigators believe that the incident was not random. This case remains under investigation.

The first murder of 2016 in Cambridge occurred on the night of March 22<sup>nd</sup> when **Armando Hernandez Jr**, 30, of Belmont was killed by gunfire on Mt. Auburn St just before 10 PM. Area residents said they heard 10 or 11 gunshots. A second victim was hospitalized with a leg wound. This case remains under investigation.



March 22, 2016, Mt Auburn St

**\*Anyone with information about these crimes is asked to contact CPD at 617-349-3370.\***



## Unsolved Murders: 1999 to 2018



June 25, 2016, 140 Harvard St.

On June 25<sup>th</sup> of 2016, Cambridge Police responded to a report of a shooting outside of 140 Harvard Street. Arriving officers discovered the victim, **Anthony Clay**, 49, of Cambridge suffering from a gunshot wound. The victim was transported to Massachusetts General Hospital where he was pronounced dead. This case remains under investigation.

At 3:40 a.m. on October 14, 2017, **Ednilson DaCosta**, 28, of Dorchester, was shot in a motor vehicle in the area of Windsor Street & Evereteze Way. He was pronounced deceased at a local hospital. Minutes later, another male was shot and killed in Somerville. On November 3, 2017, Tony Harris, 28, of Everett, was arrested for the Somerville homicide, but the murder of Ednilson DaCosta remains under investigation.



October 14, 2017, Windsor St.

***\*Anyone with information about these crimes is asked to contact CPD at 617-349-3370.\****





# RAPE

## No Patterns

- There were 22 rapes reported during for the first ten months of 2019, six fewer (-21%) than the total through October 28<sup>th</sup> of 2018. The five-year average for the first ten months of the year projects to 24 rapes being recorded in Cambridge, two above the 2019 total.
- Two sexual assaults were registered in March, three in May, two in June, four in July, seven in August, two in September, and two in October of 2019.
- Twenty of the 22 rapes in Cambridge in 2019 have been categorized in the following manner: seven of these incidents have been chronicled as domestic situations, and 13 were classified as acquaintance assaults.
- There have been two stranger-to-stranger rapes in Cambridge in 2019, both classified as blitz scenarios. The first involved a pair of homeless subjects near Central Square at the end of May. The second incident was an early morning incident near Mass Ave in Central Square during the first week of September and remains under investigation.
- There were 29 rapes reported in Cambridge in 2018, up from the 19 incidents reported in 2017, which points to a 53% increase. When the 2018 total is measured against the five-year average for rapes annually in the city, a 26% uptick was recognized. Fourteen of the rapes in 2018 involved acquaintances, three were categorized as contact scenarios with the offender being someone the victim had met in a public place, ten were domestic situations, and two were classified as blitz assaults.

### Percent Change\*

Last 4 Weeks

Previous Year

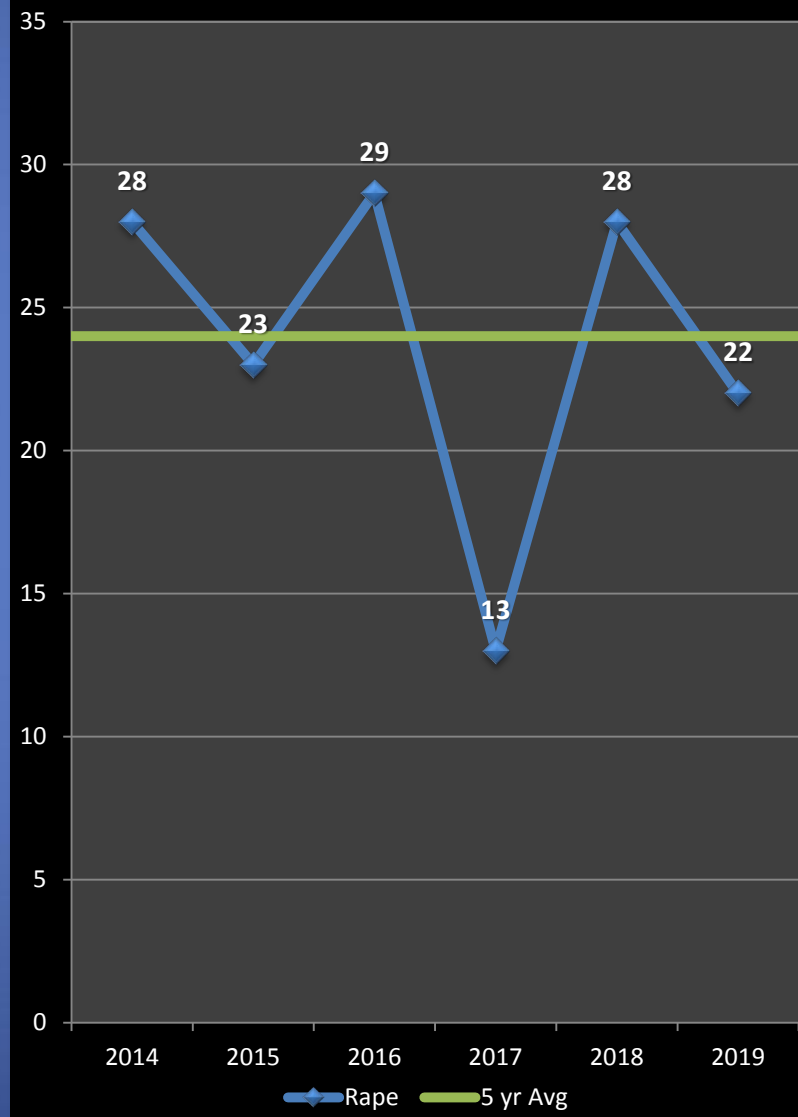
5-Year Average

In-Cal

In-Cal

In-Cal

\*IN -CAL: Percentages are not calculated for numbers so small as to present a statistically misleading percentage.





## AGGRAVATED ASSAULT

*No Patterns*

- There has been one additional aggravated assault (+1%) registered through the first ten months of 2019, when compared with the same time period in 2018. The 158 aggravated assaults reported over the first ten months of the year represents a 3% increase above the 153 forecasted for the five-year average.
- The 158 aggravated assaults reported through October 28<sup>th</sup> of 2019 were composed of the following classifications: 33 unprovoked scenarios; 32 domestic altercations; 25 assaults between acquaintances; 18 homeless assaults; 11 road rage incidents; 7 tiffs between shop owners & patrons; 7 psychotic episodes; 5 juvenile fights; 4 landlord/tenant disputes; 4 assaults on a police officer; 4 fights at a bar; 4 affray/brawls; and 4 workplace fights.
- There have been ten confirmed shots fired in Cambridge in 2019 through October 28<sup>th</sup>, five of which produced Shotspotter alerts. Three of the confirmed shootings were in the Port neighborhood. One of the most recent incidents in Cambridge took place at Hampshire St & Windsor St on 10.12.19. Multiple shell casings were recovered but no injuries were reported. This incident remains under investigation.
- Only one of the ten shots fired in Cambridge thus far in 2019 has resulted in any injuries. This shooting, which took place at 3:30am on 5.12.19 in Harvard Square, resulted in one victim with non-fatal injuries. Three Somerville males were later arrested in connection with the incident. The remaining nine shots fired incidents did not result in any injuries.

### Percent Change

Last 4 Weeks

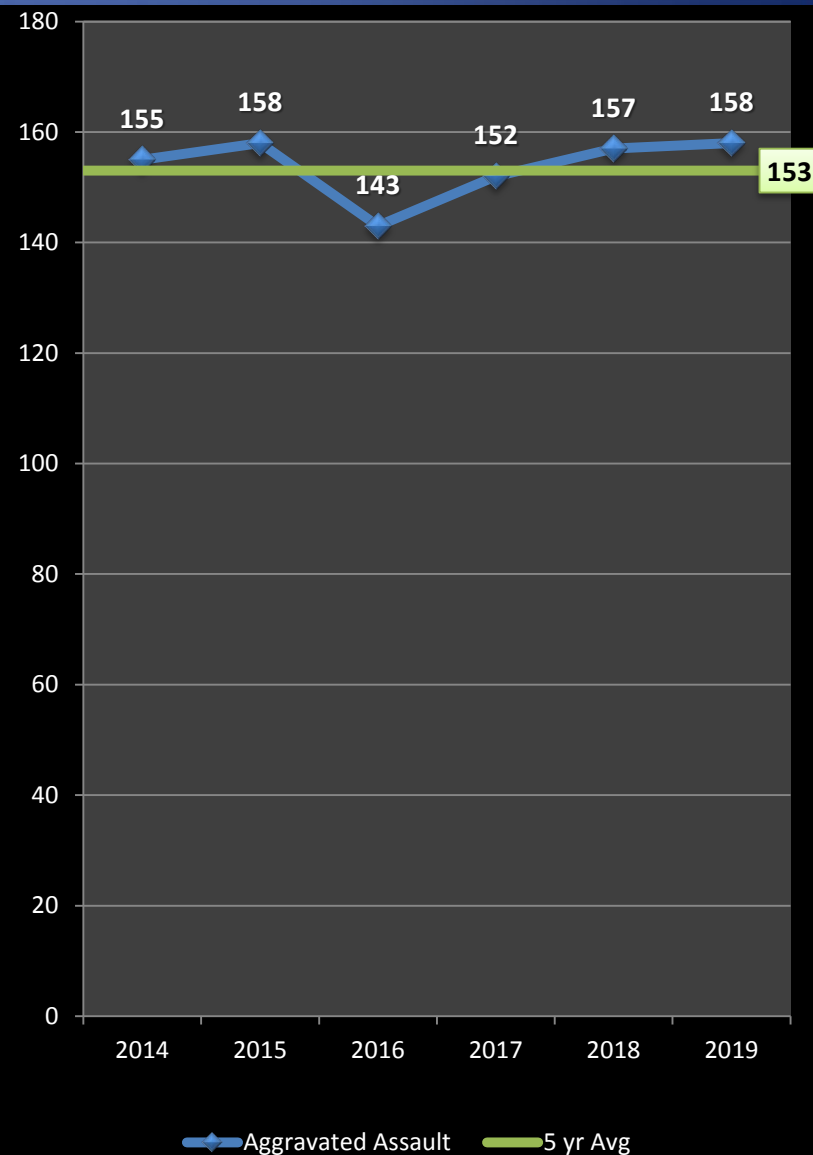
**-26%**

Previous Year

**+1%**

5-Year Average

**+3%**

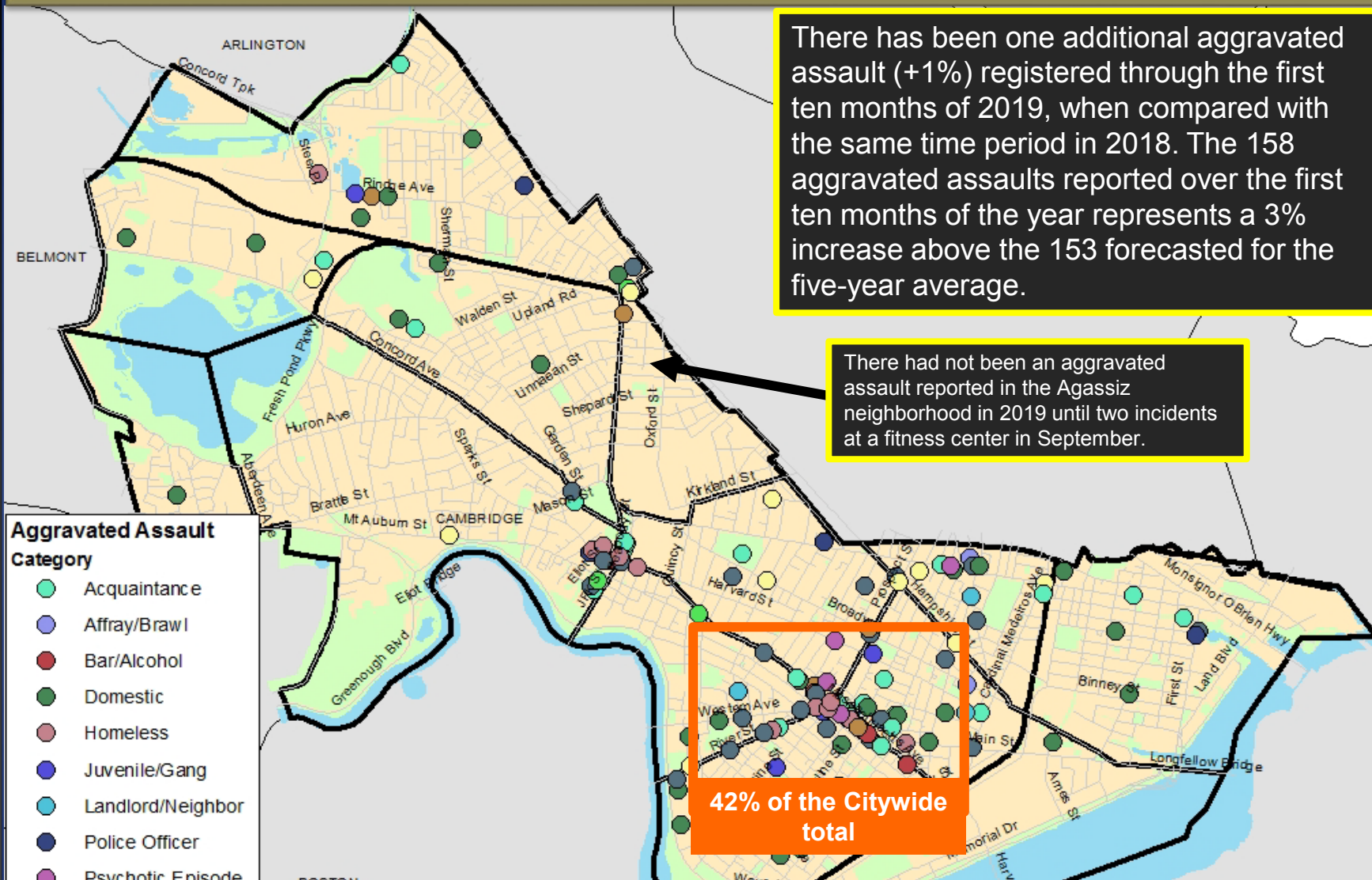




# Geographic Breakdown of Aggravated Assaults: 1.1.19 - 10.28.19

Cambridge Police BridgeStat

October  
2019



**Breakdown of Aggravated Assaults in and around Central Square over the first ten months of 2019: 17 unprovoked; 12 acquaintance; 10 homeless; 8 domestic; 4 psychotic episodes; 4 shop owner/patron; 3 juvenile; 3 bar / alcohol; 3 affrays; 2 landlord/neighbor; 1 workplace.**





# Shootings & Shots Fired in Cambridge: 1.1.19 – 10.28.19

Cambridge Police BridgeStat

**Shots fired** on 6.6 at 3:00am

16 Eliot St

No ShotSpotter alert (outside of coverage area). 2 males fired gun at 4 victims after verbal dispute inside IHOP. 1 shell casing recovered. No injuries.

**Shots fired** on 10.12 at 7:15pm

Hampshire & Windsor St

No ShotSpotter alert. Multiple shots fired. Two vehicles seen fleeing. Four shell casings recovered and no injuries reported.

**Shots fired** on 1.23 at 3:00am

1000 block of Cambridge St.

ShotSpotter alert. Suspect fired multiple rounds at victim during altercation outside of Richie's Shell gas station. No injuries. Somerville male arrested on 1.24 in connection with this incident.

**Shots fired** on 10.12 at 11:30pm

100 block of Sciarappa St

No ShotSpotter alert. Multiple reports of gunshots. No injuries reported. Involved party was identified and will be charged with firearm offenses. Ammo and two firearms were recovered.

**Shooting** on 5.12 at 3:30am

20 Eliot St

No ShotSpotter alert (outside of coverage area). 18-year-old Cambridge male non-fatally shot during fight outside IHOP. 4 casings recovered. 3 Somerville males (2 adults and 1 juvenile) were arrested on warrants in connection with this shooting on 5.16.

**Shots fired** on 5.13 at 5:50pm

Pearl St & Mass Ave

No ShotSpotter alert. Male suspect seen firing gun, accompanied by 3 other males. All fled. 2 shell casings and 1 spent round recovered. No victims with injuries. 2 Boston males (both juveniles) were arrested on warrants on 5.21.

**Shots fired** on 4.24 at 12:05am

0 Block of Brookline St.

ShotSpotter alert. Suspect was reportedly seen firing gun straight up into the air. Suspect fled. No victims. No shell casings recovered.

**Shots fired** on 5.21 at 2:05am

Bishop Allen Dr & School St

ShotSpotter alert. Multiple calls for shots fired. 5 bullet holes found in building on Bishop Allen Dr. No shell casings found. No injuries reported.

**Shots fired** on 8.7 at 2:35am

Main St / Newtowne Court

ShotSpotter alert. Witness saw argument & heard 1 shot fired. No shell casings recovered and no injuries reported.

**Shots fired** on 6.27 at 1am

Cherry St & School St

ShotSpotter alert. Reports of 2 shots fired. One shell casing recovered. No injuries reported.

## Shooting Type



Shooting w/ Victim(s)



Shots Fired (no victims)

October  
2019



# Robbery

No Patterns

- There have been 61 robberies reported over the first ten months of 2019, with nine categorized as commercial and 52 classified as street crimes. There has been a notable decline of 23 incidents (-27%) when compared with 2018. The five-year average for overall robbery in Cambridge for the first ten months of the year is 76 incidents. The 61 robberies recorded thus far in 2019 translate to a 20% decrease below the projected total.
- There have been nine commercial robberies so far this year—all but two have been shopliftings that escalated into violent confrontations. These crimes occurred at the CambridgeSide Mall on January 25<sup>th</sup>; in Harvard Sq on February 26<sup>th</sup>; at a drug store in Porter Sq on March 11<sup>th</sup>; at a Mass Ave gas station on March 30<sup>th</sup>; at the CVS in Harvard Sq on July 6<sup>th</sup>, the Target in Porter Sq on July 19<sup>th</sup> and an incident at a liquor store on Cambridge Street on August 14<sup>th</sup>.
- The first non-shoplifting commercial robbery this year involved a demand for cash at a convenience store near Porter Square on June 13<sup>th</sup>; an arrest was made. On the 11<sup>th</sup> of September, three local teens were summonsed for a confrontation with a clerk at a Mass Ave convenience store.
- Over the first ten months of 2019, there have been 52 street robberies, one incident (-2%) below the same time period last year. Eleven street robberies were reported during September of 2019. Six of these incidents were in Mid Cambridge and were designated as a distinct series forming the first street robbery pattern of 2019. Two of the muggings involved delivery drivers while four others were of males walking between Harvard St & Broadway during the PM hours. There were two arrests ending this pattern. No new patterns emerged in October.

## Percent Change

Last 4 Weeks

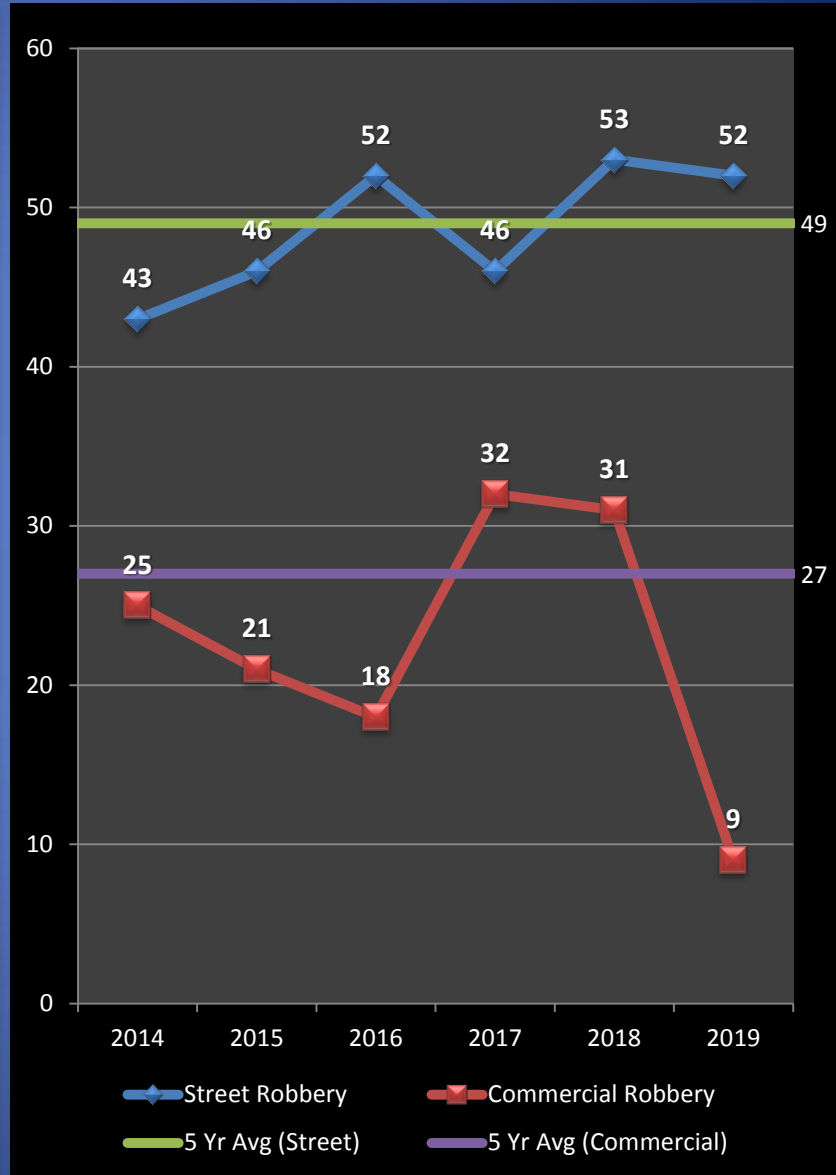
-58%

Previous Year

-27%

5-Year Average

-20%







# Geographic Breakdown of Commercial Robberies: 1.1.19 - 10.28.19

Strong arm at convenience store on Mass Ave on September 11<sup>th</sup> at 8PM.  
**Three local teens summonsed.**

Demand for cash at convenience store on Mass Ave north of Porter Square on June 13<sup>th</sup> at 11am.  
**Arrest.**

**Retail** robbery - shoplifting escalation at a drug store in Porter Square on March 11<sup>th</sup> at 10pm

**Retail** robbery in Harvard Square on July 6<sup>th</sup> at 11:45pm - shoplifting escalation

**Retail** robbery in Harvard Square on February 26<sup>th</sup> at 4pm - shoplifting escalation

**Retail** robbery - shoplifting escalation at Target in Porter Square on July 19<sup>th</sup> at 4PM

There have been nine commercial robberies so far this year—all but two have been shopliftings that escalated into violent confrontations. The first non-shoplifting commercial robbery at a convenience store near Porter Square on June 13<sup>th</sup>; an arrest was made. On the 11<sup>th</sup> of September, three North Cambridge teens were summonsed for a confrontation with a clerk at a Mass Ave convenience store. No incidents were reported in October.

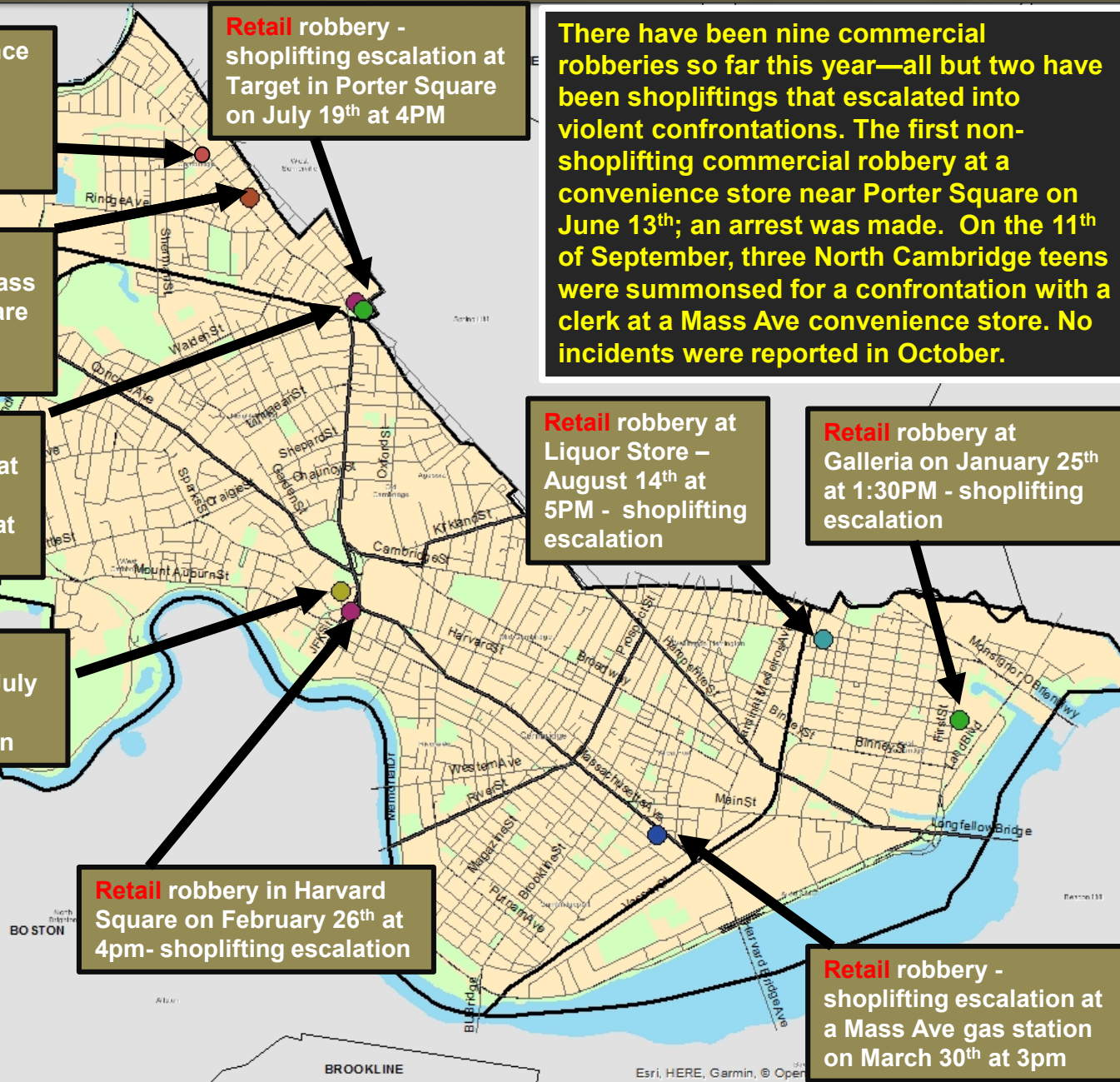
**Retail** robbery at Liquor Store – August 14<sup>th</sup> at 5PM - shoplifting escalation

**Retail** robbery at Galleria on January 25<sup>th</sup> at 1:30PM - shoplifting escalation

**Retail** robbery - shoplifting escalation at a Mass Ave gas station on March 30<sup>th</sup> at 3pm

## Commercial Robbery Categories

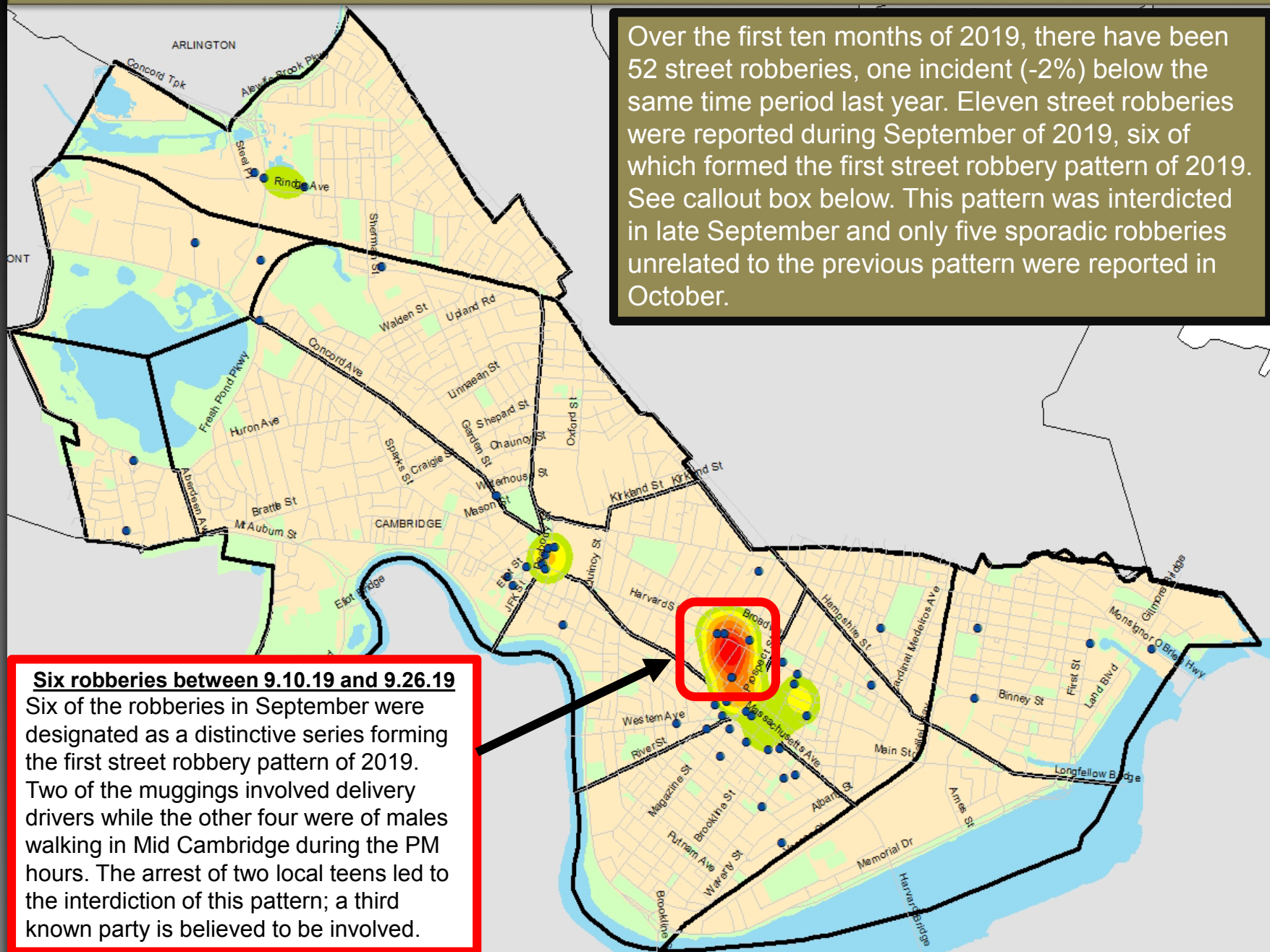
- Convenience Store
- Department Store
- Drug Store
- Gasoline Station
- Liquor Store
- Retail Other





## Geographic Breakdown of Street Robberies: 1.1.19 – 10.28.19

Over the first ten months of 2019, there have been 52 street robberies, one incident (-2%) below the same time period last year. Eleven street robberies were reported during September of 2019, six of which formed the first street robbery pattern of 2019. See callout box below. This pattern was interdicted in late September and only five sporadic robberies unrelated to the previous pattern were reported in October.



### Six robberies between 9.10.19 and 9.26.19

Six of the robberies in September were designated as a distinctive series forming the first street robbery pattern of 2019. Two of the muggings involved delivery drivers while the other four were of males walking in Mid Cambridge during the PM hours. The arrest of two local teens led to the interdiction of this pattern; a third known party is believed to be involved.

October  
2019

Cambridge Police BridgeStat



# Burglary

No Patterns

- The property index crime of burglary, the combination of residential and commercial breaks, has recorded a significant decrease of 50% when compared to the five-year average, with 123 fewer incidents reported below the projected total of 247 breaks. When compared with last year's historically low total of 227 incidents for the first three quarters of the year, a lesser, but still substantial decrease of 45% has been recorded.
- Currently, there are no commercial burglary patterns, hot spots, or concentrations active in Cambridge. A historically low total of 27 incidents has been reported for the first ten months of 2019, which translates to a sizeable 47% decline below both the number through this time in 2018 and the forecasted number for the first 43 weeks of the year.
- Housebreaks dove 45% when measured against the total for the first ten months of 2018 with 79 fewer incidents. A decrease of 51% was also registered below the forecasted total of 196 housebreaks for the first 43 weeks of the year.
- During the middle of March, the Crime Analysis Unit was monitoring a series of late afternoon / early evening breaks in Cambridgeport where entry into residences was gained by forcing side windows, and laptops and jewelry were targeted. After a three-week hiatus in this activity, the CAU designated this pattern as having been eradicated.
- There were only 55 housebreaks reported in Cambridge from May through October, which represents one of the lowest five-month totals for this crime during warm weather and early fall months in decades.

## Percent Change

Last 4 Weeks

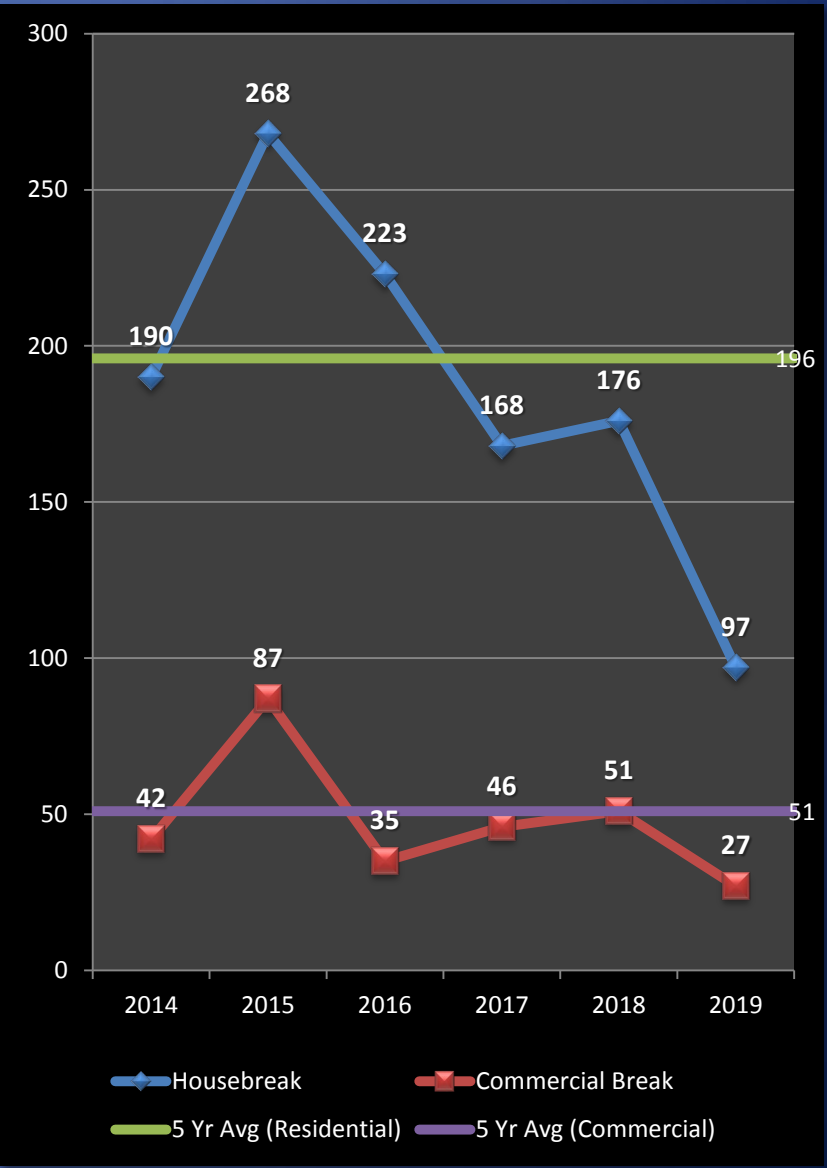
Previous Year

5-Year Average

-33%

-45%

-50%







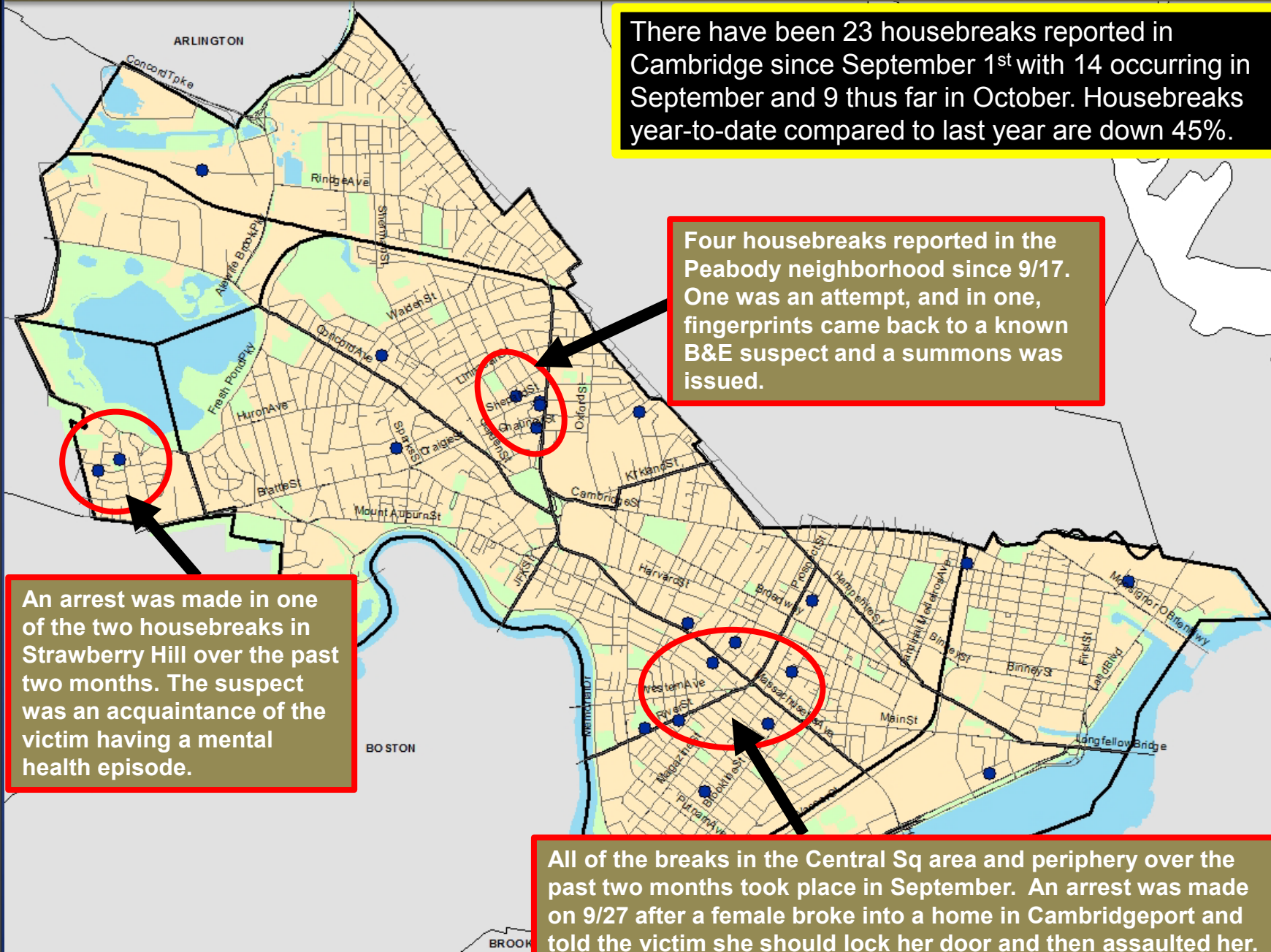
## Geographic Breakdown of Housebreaks: 9.1.19 - 10.28.19

There have been 23 housebreaks reported in Cambridge since September 1<sup>st</sup> with 14 occurring in September and 9 thus far in October. Housebreaks year-to-date compared to last year are down 45%.

Four housebreaks reported in the Peabody neighborhood since 9/17. One was an attempt, and in one, fingerprints came back to a known B&E suspect and a summons was issued.

An arrest was made in one of the two housebreaks in Strawberry Hill over the past two months. The suspect was an acquaintance of the victim having a mental health episode.

All of the breaks in the Central Sq area and periphery over the past two months took place in September. An arrest was made on 9/27 after a female broke into a home in Cambridgeport and told the victim she should lock her door and then assaulted her.





# Geographic Breakdown of Commercial Breaks: 6.1.19 – 10.28.19

Scattered breaks in the Alewife area over the summer months of 2019 with incidents recorded at an ATM, construction site, office and retail store.

Currently, there are no commercial burglary patterns, hot spots, or concentrations active in Cambridge. A historically low total of 27 incidents has been reported for the first ten months of 2019, which translates to a sizeable 47% decline below both the number through this time in 2018 and the forecasted number for the first 43 weeks of the year.

Four scattered and unrelated commercial breaks in East Cambridge during the summer of 2019 – at a hotel, courthouse and two retail shops.

Only one commercial break during the summer of 2019 in Harvard Square in a watch shop produced an arrest.

## Commercial Break by DOW

- Friday
- Monday
- Saturday
- Sunday
- Thursday
- Tuesday
- Wednesday

Six commercial breaks in Central Square during the Summer of 2019 – including 3 in public buildings and two convenience store entries. In October, one of the convenience stores that was targeted in Central Square in August was again broken into. The two breaks were not related and suspects have been ID'd in both.





# LARCENY

*No Patterns*

- **Overall larceny for the first 43 weeks of 2019 registered at 72 incidents (5%) above the same time frame in 2018.** The total of 1,472 larcenies reported year-to-date in 2019 is also 26 incidents below the 5-year average of 1,498 incidents.
- **After coming off a 7% drop at the end of 2018, larcenies from MVs have evened out and are in line with the number reported** during the same time frame in 2018. This property crime is also down 21% below the 5-year average, with 57 fewer incidents than the projected total of 270.
- **Through the first ten months of 2019, larcenies from the person have dropped slightly below the number reported in 2018, down 2 incidents for a total of 140.** Central Sq has seen the most activity with 56, followed by Harvard Sq with 31.
- **There have been 182 larcenies from buildings reported during the first ten months of 2019.** This is 43 incidents (-19%) below the same time frame in 2018 and 61 (-25%) below the 5-year average. Thefts from lockers at a gym near Porter Sq during the First Quarter of 2019 cooled off once a suspect was identified but then picked back up again in the spring and have been reported sporadically since May, leading to a total of 18 reported at this location so far.
- **Larcenies from residences in 2018 were up 37% over the previous year, and that trend has continued at a lower level through 2019 with a 6% rise (+11 incidents) over the first ten months of last year.** Package thefts continue to dominate this crime category with 106 (54%) of the incidents reported year-to-date.
- **Bicycle thefts are up 134 incidents (+50%) when compared with this time in 2018, and up 112 incidents (+38%) when compared with the 5-year average.** North Cambridge has seen the most thefts year-to-date with 71, followed by East Cambridge with 56.

## Percent Change

Last 4 Weeks

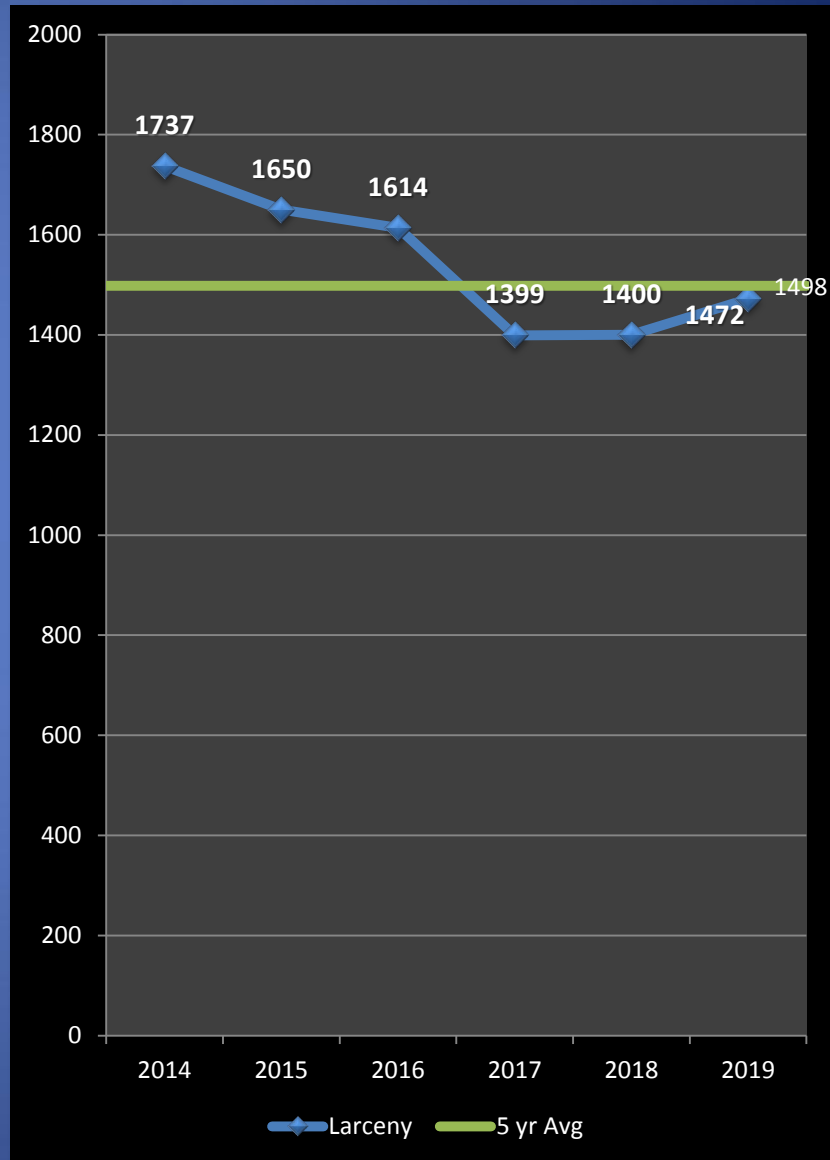
**+12%**

Previous Year

**+5%**

5-Year Average

**-2%**





# LARCENY From MV

*No Patterns*

- The larceny from motor vehicle total for the first ten months of 2019 is 213 incidents, which is exactly the same number that was reported for the same time period in 2018. These 213 thefts from cars indicate a decrease of 57 incidents (-21%) below the number forecasted through the first 43 weeks of 2019.
- There was an increase of 69% (9 incidents) in larceny from motor vehicles from September to October of 2019. No spatial or temporal trend was identified this month, and no neighborhood stood out for having a spike in thefts from vehicles.
- There have been only four larcenies from motor vehicles reported in the Agassiz neighborhood, four in the Highlands, and seven in Strawberry Hill so far in 2019. The remaining neighborhoods range anywhere from 12 – 34 incidents year-to-date, with West Cambridge coming in on top.
- The majority of thefts in The Port neighborhood, fifteen in 2019, have been along the 500 block of Mass Ave and in the immediate periphery of Central Square in parking lots.
- There have been 48 LMVs reported in 2019 in the Cambridgeport / Riverside section of the City, with the concentration of thefts from unlocked vehicles on the periphery of Central Square. While it was a problem at the beginning of the year, incidents have tapered off with only 13 occurring in the last five months.

## Percent Change

Last 4 Weeks

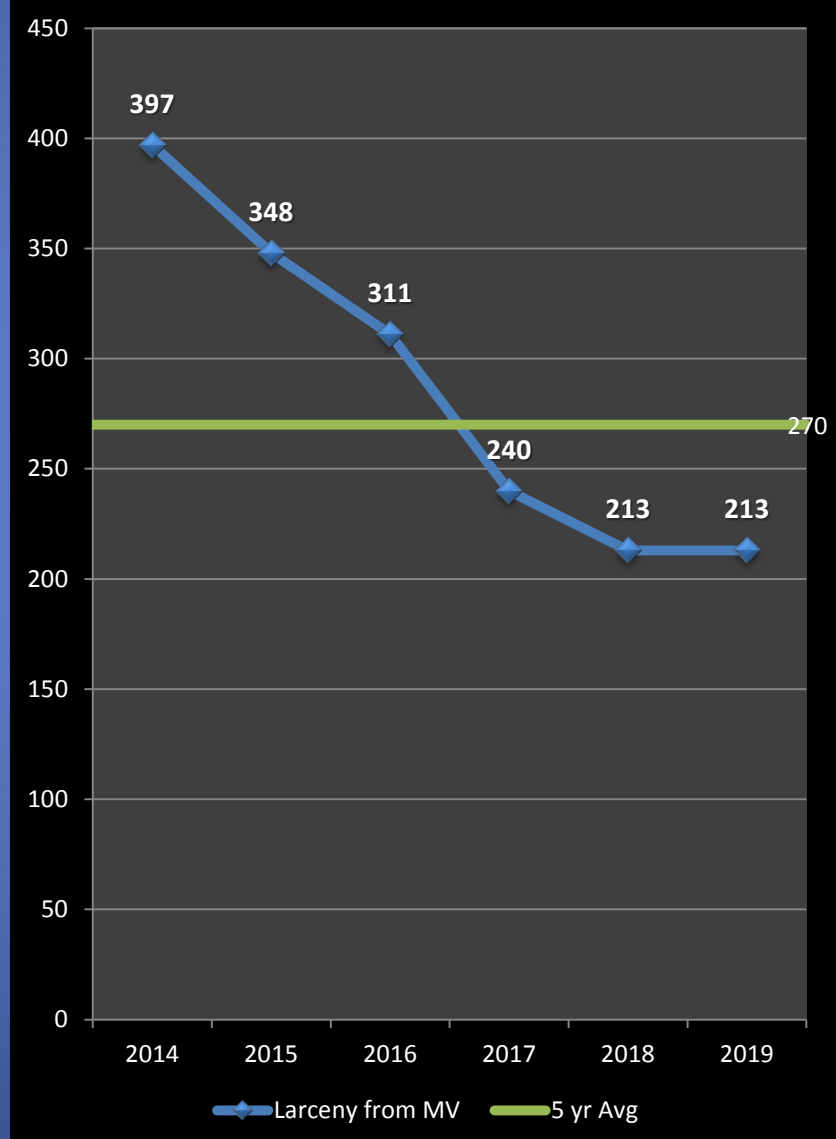
**+69%**

Previous Year

**0%**

5-Year Average

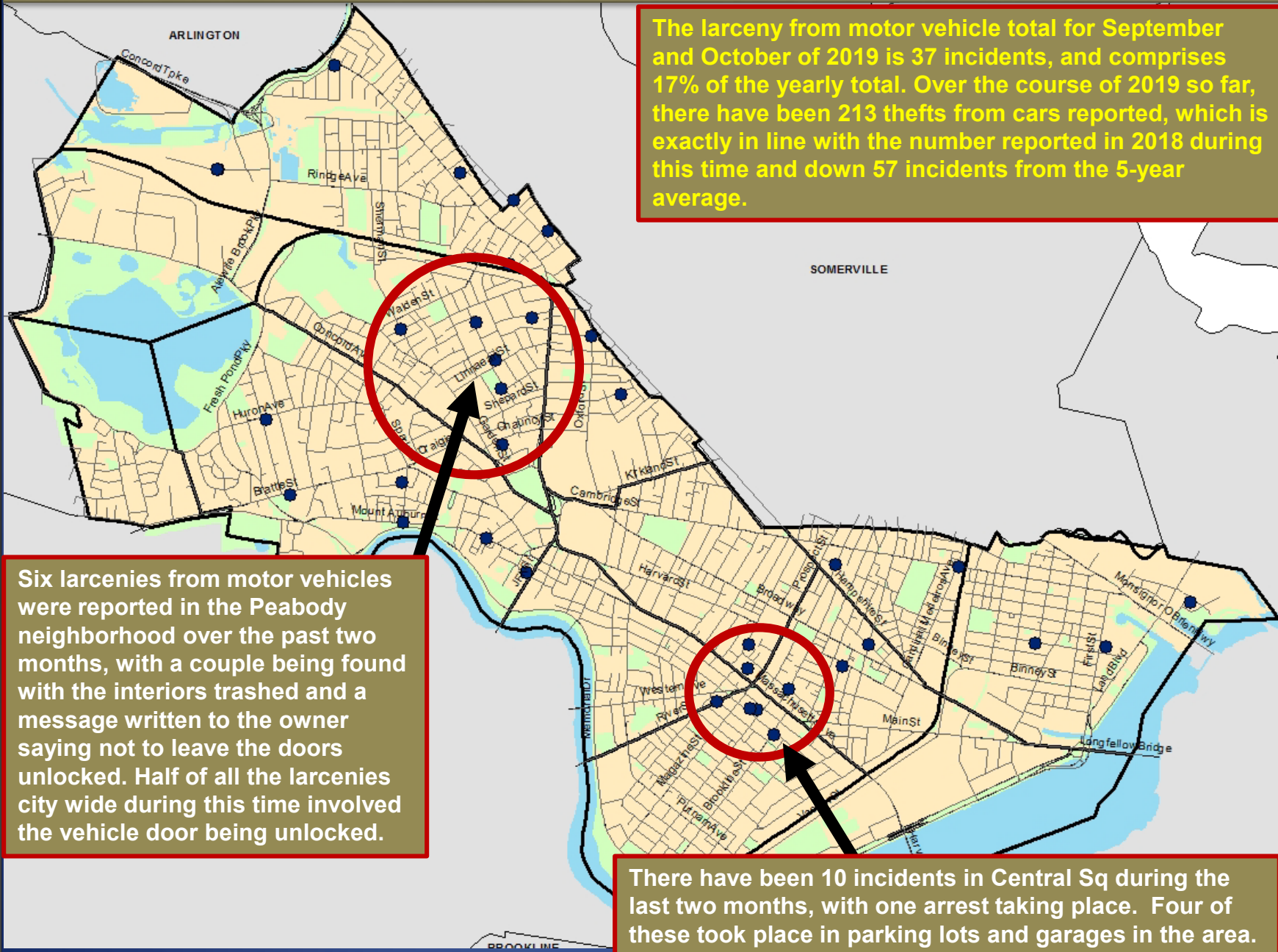
**-21%**





# Geographic Breakdown of Larceny from Motor Vehicles: 9.1.19 – 10.28.19

The larceny from motor vehicle total for September and October of 2019 is 37 incidents, and comprises 17% of the yearly total. Over the course of 2019 so far, there have been 213 thefts from cars reported, which is exactly in line with the number reported in 2018 during this time and down 57 incidents from the 5-year average.



Six larcenies from motor vehicles were reported in the Peabody neighborhood over the past two months, with a couple being found with the interiors trashed and a message written to the owner saying not to leave the doors unlocked. Half of all the larcenies city wide during this time involved the vehicle door being unlocked.

There have been 10 incidents in Central Sq during the last two months, with one arrest taking place. Four of these took place in parking lots and garages in the area.



# LARCENY from Person

## No Patterns

- The larceny from person total for the first ten months of 2019 has decreased by two incidents in comparison to the same time period in 2018. The 140 thefts from persons reported over the first 43 weeks of the year also translates to a decrease of 13 incidents (-8%) below the number forecasted for the first ten months of 2019.
- When comparing October 2019 to the previous month of September, the number of incidents has decreased from 20 to 13 incidents (-35%). Central Square and East Cambridge were the most active business districts in October with 4 incidents each, followed by five other business districts with one incident each.
- So far in 2019, Central Sq. has seen the most activity with 56 incidents, followed by Harvard Square with 31 incidents, and the CambridgeSide / East Cambridge area with 20. Fourteen thefts have been reported year-to-date at the CambridgeSide shopping center, four each have been reported in Carl Barron Plaza in Central Sq and at Starbucks in Harvard Sq, and two to three incidents have been reported at numerous other locations in both Central and Harvard Squares.
- A majority of the incidents thus far in 2019 have been comprised of thefts of otherwise unattended property, such as at local parks, sidewalks, or in shelters (34 incidents), thefts from patrons at restaurants/cafes/bars (31 incidents), grab & run incidents (29 incidents), and thefts from shoppers (26 incidents). The remaining incidents were categorized as pocket-pickings (20 incidents).

### Percent Change

Last 4 Weeks

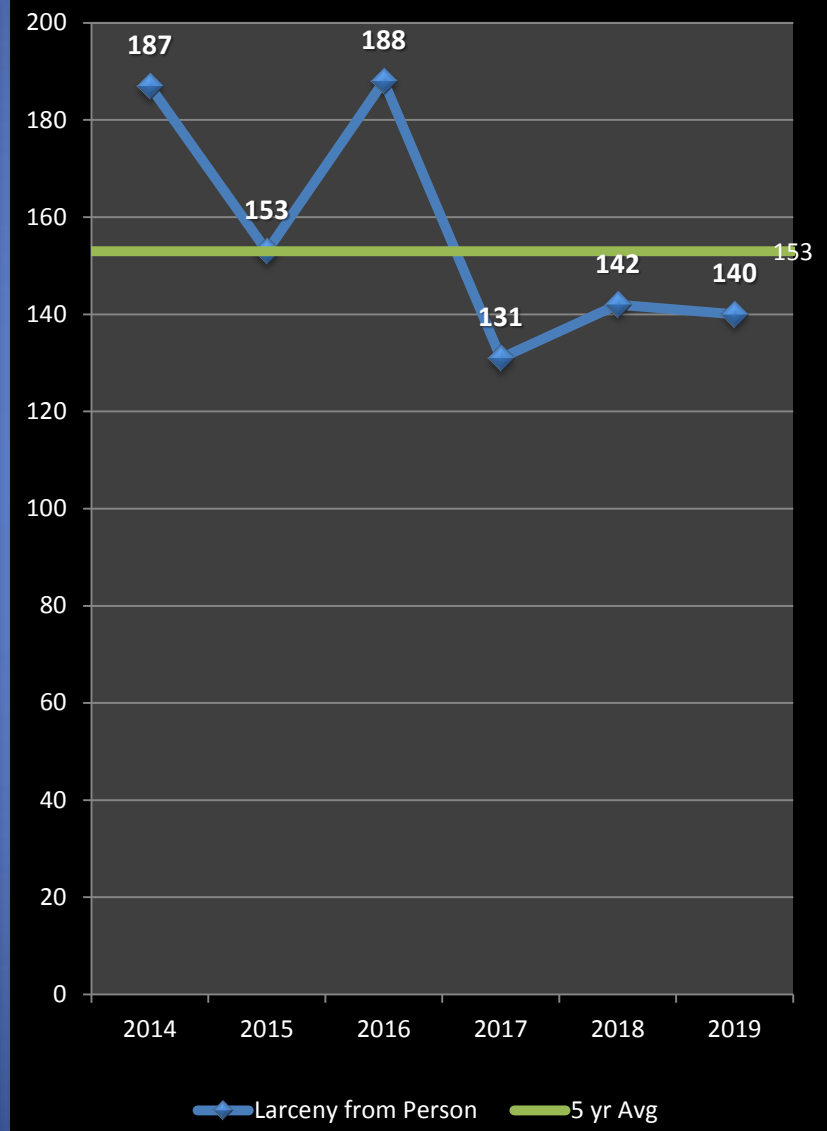
-35%

Previous Year

-1%

5-Year Average

-8%







# Geographic Breakdown of Larceny from Person: 1.1.19 – 10.28.19

Cambridge Police BridgeStat

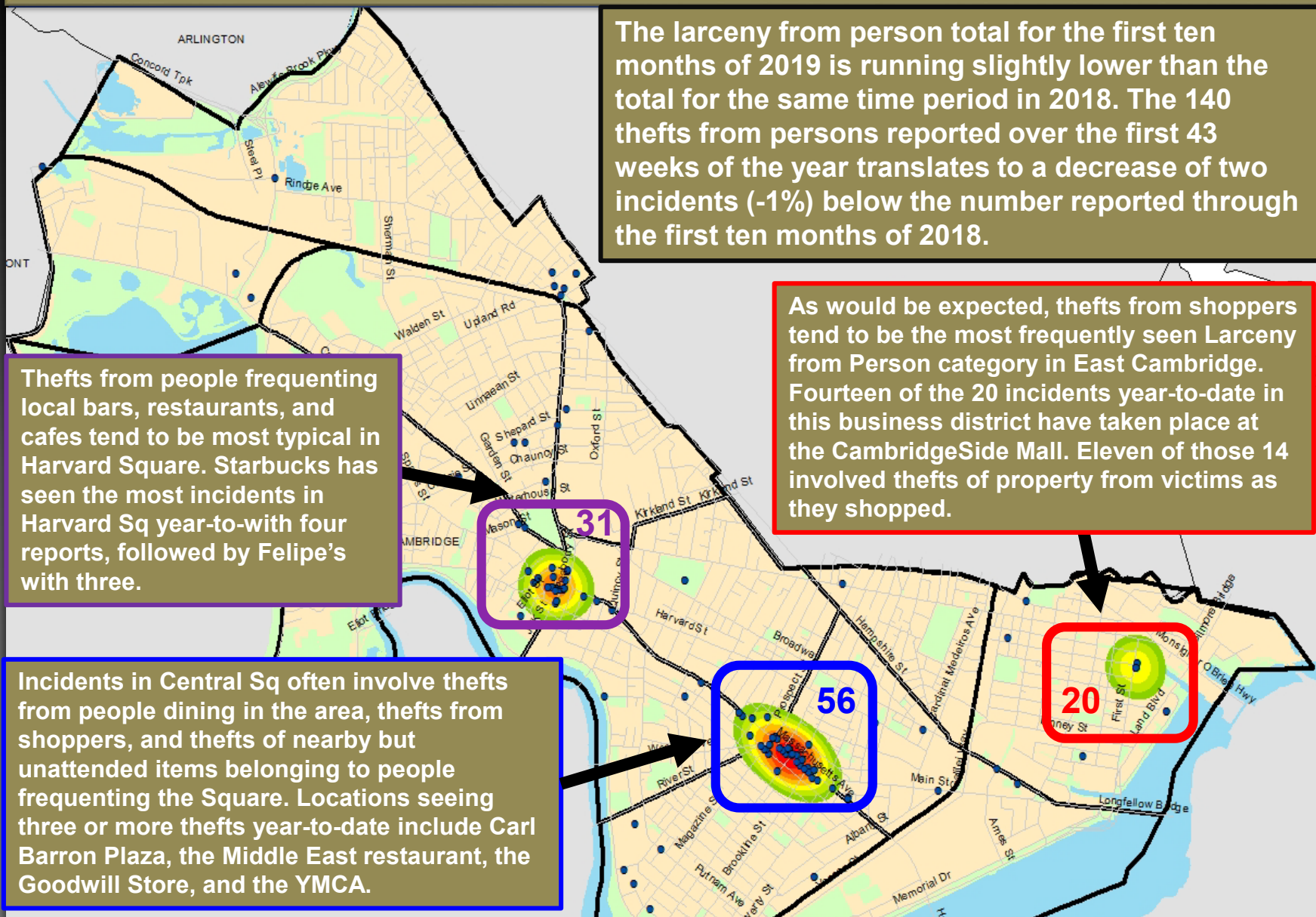
The larceny from person total for the first ten months of 2019 is running slightly lower than the total for the same time period in 2018. The 140 thefts from persons reported over the first 43 weeks of the year translates to a decrease of two incidents (-1%) below the number reported through the first ten months of 2018.

Thefts from people frequenting local bars, restaurants, and cafes tend to be most typical in Harvard Square. Starbucks has seen the most incidents in Harvard Sq year-to-date with four reports, followed by Felipe's with three.

As would be expected, thefts from shoppers tend to be the most frequently seen Larceny from Person category in East Cambridge. Fourteen of the 20 incidents year-to-date in this business district have taken place at the CambridgeSide Mall. Eleven of those 14 involved thefts of property from victims as they shopped.

Incidents in Central Sq often involve thefts from people dining in the area, thefts from shoppers, and thefts of nearby but unattended items belonging to people frequenting the Square. Locations seeing three or more thefts year-to-date include Carl Barron Plaza, the Middle East restaurant, the Goodwill Store, and the YMCA.

**Central Square** has seen the most activity in 2019 with 56 incidents, followed by **Harvard Square** with 31 and the **East Cambridge/CambridgeSide area** with 20 incidents.





# LARCENY of Bicycle

## No Patterns

- Overall, bike thefts are up 50% (+134 incidents) this year when compared with the first ten months of 2018, and up 38% (+112 incidents) above the 5-year average. There were 10 reported in January, 6 in February, 19 in March, 33 in April, 34 in May, 68 in June, 66 in July, 83 in August, 45 in September, and 39 in October.
- Of the 403 bike thefts reported so far this year, 296 (73%) were reportedly locked at the time of the theft.
- In North Cambridge, there was one apartment building storage area that was hit hard during October. There were nine reports with multiple high end bikes listed as being stolen. Two parties were arrested during one of the incidents and another was identified through surveillance.
- Although the majority of bicycles tend to be stolen from streets, sidewalks, and yards, we continue to see an increase in thefts from parking garages and building storage areas this year. There have been 80 thefts from these more protected areas thus far in 2019 compared to only 17 during the same period in 2018.
- Top Neighborhoods for Bike Theft in 2019:**

Neighborhood	YTD Total	% Citywide
North Cambridge	71	18%
East Cambridge	56	14%
Cambridgeport	53	13%
West Cambridge	51	13%
Mid-Cambridge	43	11%

### Percent Change

Last 4 Weeks

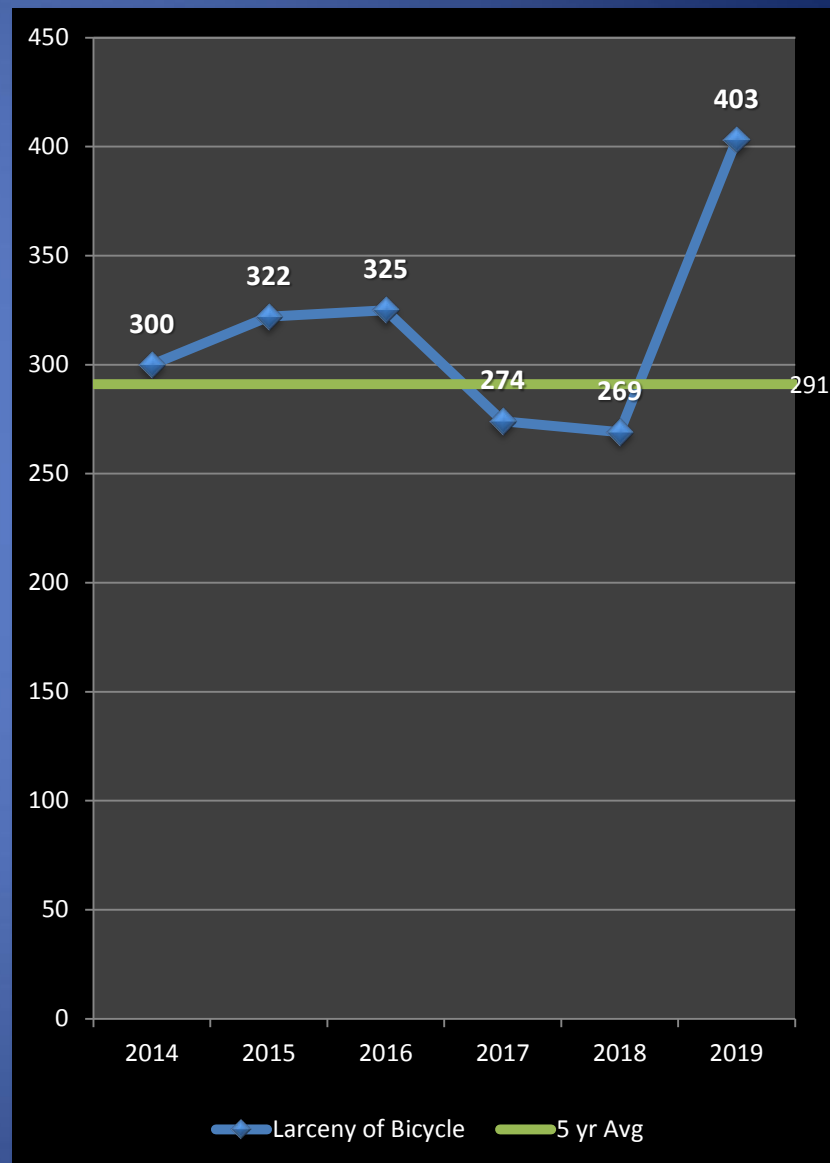
-5%

Previous Year

+50%

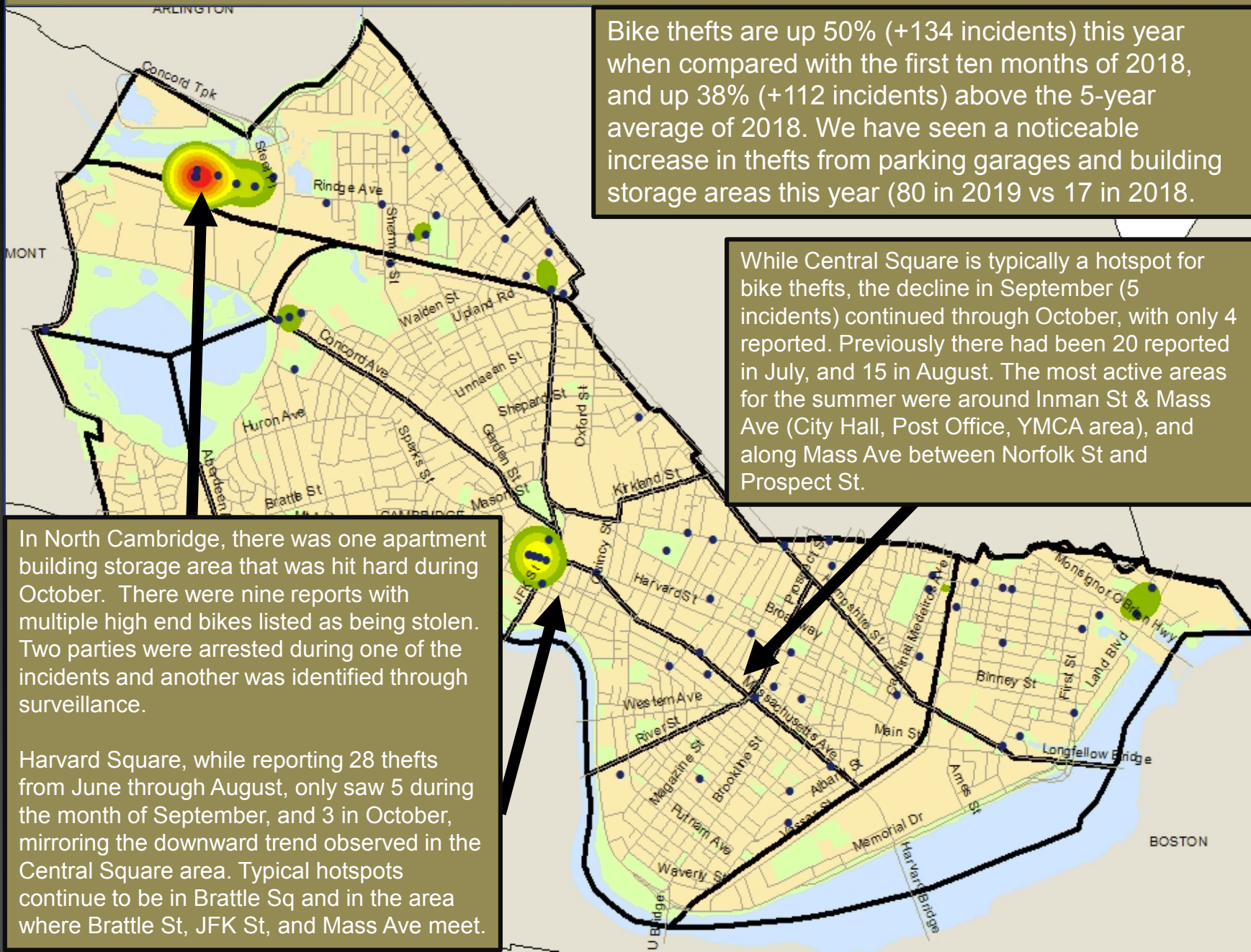
5-Year Average

+38%



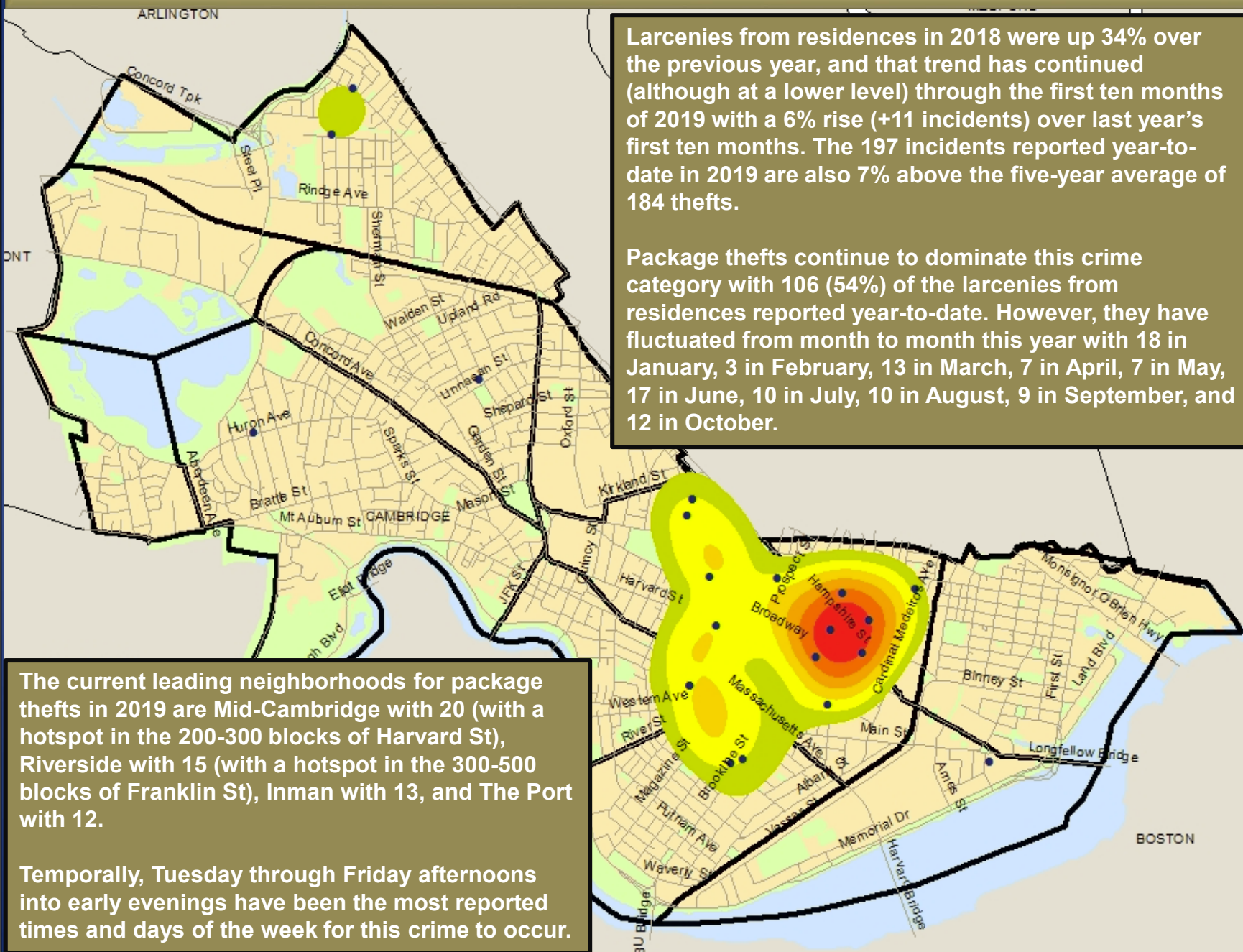


## Geographic Breakdown of Bicycle Theft: 9.1.19 – 10.28.19





# Geographic Breakdown of Package Thefts: 9.1.19 – 10.28.19



Larcenies from residences in 2018 were up 34% over the previous year, and that trend has continued (although at a lower level) through the first ten months of 2019 with a 6% rise (+11 incidents) over last year's first ten months. The 197 incidents reported year-to-date in 2019 are also 7% above the five-year average of 184 thefts.

Package thefts continue to dominate this crime category with 106 (54%) of the larcenies from residences reported year-to-date. However, they have fluctuated from month to month this year with 18 in January, 3 in February, 13 in March, 7 in April, 7 in May, 17 in June, 10 in July, 10 in August, 9 in September, and 12 in October.

The current leading neighborhoods for package thefts in 2019 are Mid-Cambridge with 20 (with a hotspot in the 200-300 blocks of Harvard St), Riverside with 15 (with a hotspot in the 300-500 blocks of Franklin St), Inman with 13, and The Port with 12.

Temporally, Tuesday through Friday afternoons into early evenings have been the most reported times and days of the week for this crime to occur.





# AUTO THEFT

*No Patterns*

- The projected 5-year weighted average for auto thefts for the first ten months of the year is 93 incidents. With 96 thefts reported in 2019 through October 28<sup>th</sup>, we are 3% above the average and 1% above the 95 reported during this time frame in 2018.
- There were 5 auto thefts reported in October, 9 in September, 16 in August, 12 in July, and 17 reported in June. From June through September, only 15 thefts involved mopeds, scooters, or motorcycles, with four taking place in September. Usually these are more frequent in the summer months, but this trend did not materialize in 2019 compared to other years.
- One trend that did emerge in June was the thefts of older model Toyotas from the Cambridgeport / Riverside area of the city. Many of these vehicles were also recovered in the same neighborhoods, leading to the speculation that some of these incidents may have involved thefts for joyriding purposes by suspects who live in the area. A juvenile from Cambridge was arrested after he was caught driving one of the stolen Toyotas in Somerville in July. He is believed to be one of several juveniles involved in this series of thefts.
- Only 25 vehicles so far in 2019 have been stolen from north of the Harvard Square area; the 71 other thefts took place in the lower half of the city. The Neighborhood breakdown is as follows: Riverside with 18, the Port with 12, East Cambridge with 12, Cambridgeport with 10, MIT with 9, North Cambridge with 8, West Cambridge with 7, Inman with 6, Agassiz with 5, Mid-Cambridge with 4, the Highlands with 3, and Peabody with 2.
- At least 42 (or 44%) of the vehicles stolen this year have been recovered.

## Percent Change

Last 4 Weeks

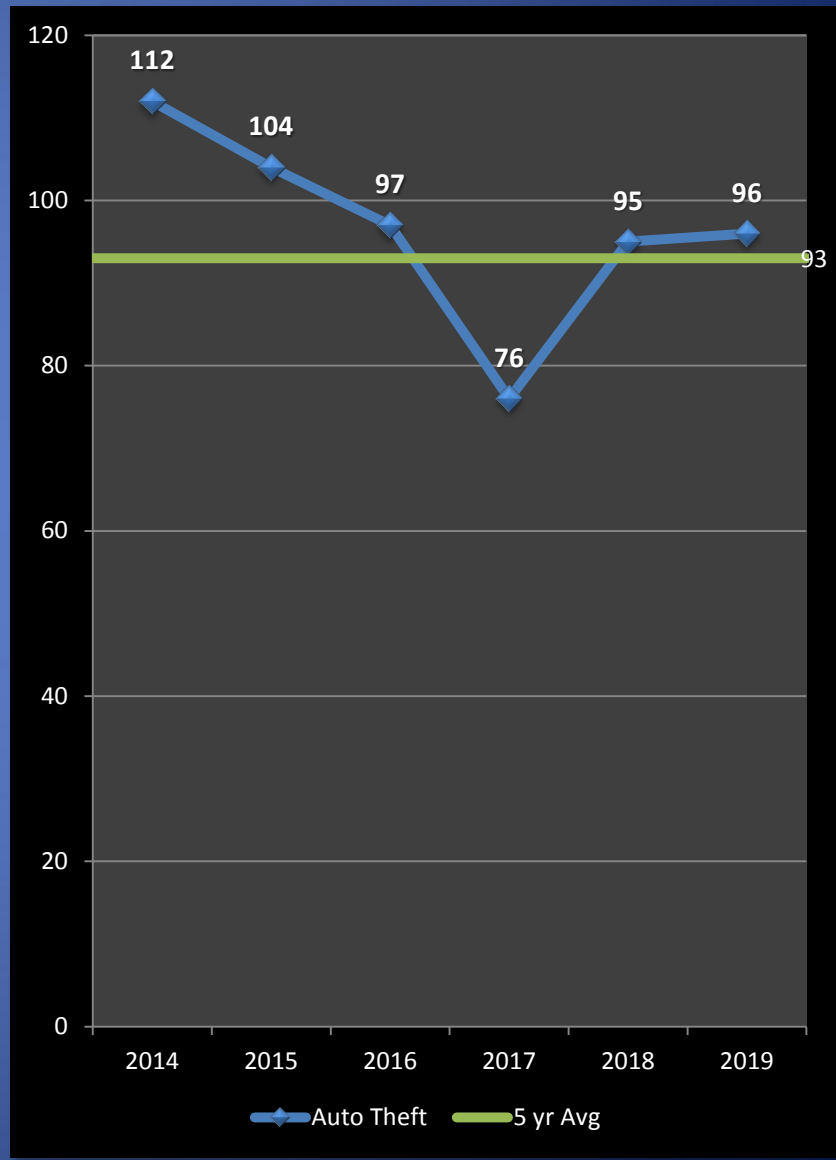
**-44%**

Previous Year

**+1%**

5-Year Average

**+3%**





# Help Prevent Crime

*And keep yourself informed!*

## To receive information from the CPD:

- Sign up with for the **Cambridge Alert Network**, to receive alerts about emerging crime patterns, neighborhood meetings, and crime prevention tips, by visiting [www.CambridgeMa.gov/AlertNetwork](http://www.CambridgeMa.gov/AlertNetwork).
- “Like” the Cambridge Police Department on Facebook at [www.facebook.com/CambridgePolice](http://www.facebook.com/CambridgePolice)
- Follow [@CambridgePolice](https://twitter.com/CambridgePolice) on Twitter.
- Visit our website at [www.CambridgePolice.org](http://www.CambridgePolice.org) for valuable information and reports including the Daily Log and BridgeStat, which is published on the first Friday of every month.
- Download our “MyPD” smartphone app at [www.CambridgePolice.org/MyPD](http://www.CambridgePolice.org/MyPD).

## To Share Information with the CPD:

- Call our Non-Emergency Telephone Number at **617-349-3300**.
  - Every call for service generates a police response, so help drive our resources by reporting things that seem suspicious or out of the ordinary.
- Send an Anonymous TEXT-A-TIP:
  - Send an ANONYMOUS text message to **Tip411 (847411)**. Begin your message with Tip650 and then type your message. You will receive a response from the Cambridge Police with the option to continue communicating. Please remember that this is not a replacement for 9-1-1. **If you witness an emergency situation, please call 9-1-1 immediately.**
- Send an Anonymous Crime Tip E-Mail at [www.CambridgePolice.org/Tips](http://www.CambridgePolice.org/Tips)



# Questions?

- The complete 2018 Cambridge Police Annual Crime Report is available on our website at [www.CambridgePolice.org](http://www.CambridgePolice.org).
- We welcome all questions, comments, and suggestions.
- Please direct your feedback to: [BridgeStat@CambridgePolice.org](mailto:BridgeStat@CambridgePolice.org).
- To review previous editions of BridgeStat, visit our website at [www.CambridgePolice.org/BridgeStat](http://www.CambridgePolice.org/BridgeStat).