



# Cambridge Police Department BridgeStat

September 2019

Produced by the Crime Analysis Unit



# Part I Total Crime

An review of Part One crime statistics for the first three quarters of 2019 reveals that a nominal rise of 1% was recorded in Cambridge. Between January 1<sup>st</sup> and September 30<sup>th</sup> of 2019, there were 1,764 serious crimes reported in the City. For the same time period in 2018, the combined total for Murder, Rape, Robbery, Aggravated Assault, Burglary, Larceny & Auto theft was 1,750 incidents, 14 fewer than this year.

Further analysis of the crime totals for the first nine months of 2019 imparts that violent crimes registered a 5% decline with 12 fewer incidents reported, while property crimes recorded a level increase with 26 additional crimes (+2%) when compared with the same time period last year. These conservative, dwindling, crime statistics come fast on the heels of the 2017 numbers, which represented the lowest crime index recorded in Cambridge since 1963.

When measuring the serious crime totals of September of 2019 versus the previous month of August, a considerable decline of 28% was noted with 69 fewer crimes counted. The majority of this decrease can be attributed to the 34 fewer larcenies of bicycles (-45%) in September when compared to August.

	<u>4 Week Snapshot</u>			<u>Year to Date</u>			<u>Five Year</u>	
	8/6/19 - 9/2/19	9/3/19 - 9/30/19	Change	2018	2019	Change	Avg	Change
Total Violent Crime	32	32	0%	232	220	-5%	226	-3%
Total Property Crime	212	143	-33%	1518	1544	2%	1648	-6%
Total Part I Crime	244	175	-28%	1750	1764	1%	1874	-6%



# Part I Property Crime

A review of property crime totals for the first three quarters of 2019 indicates a 2% increase when measured against the 2018 total and a 6% reduction below the five-year average, with 26 additional incidents above the first nine months of last year and 104 crimes below the 1,648 crimes forecasted for this time period. Eight of the 14 property crime categories recorded declines when measured against this time period in 2018. A 44% decline in housebreaks sustains the long-standing decline in Burglary. Other property crimes registering major declines when compared with their 5-year average include: commercial burglary (-45%); and larceny from motor vehicles (-19%). The major negative trend associated with property crimes identified so far in 2019 has been the 65% upsurge in larceny of bicycles.

	4 Week Snapshot			Year to Date			Five Year	
	8/6/19 - 9/2/19	9/3/19 - 9/30/19	Change	2018	2019	Change	Avg	Change
<b>Burglary</b>	<b>12</b>	<b>15</b>	<b>25%</b>	<b>205</b>	<b>114</b>	<b>-44%</b>	<b>227</b>	<b>-50%</b>
Commercial Break	5	1	-80%	48	26	-46%	47	-45%
Housebreak	7	14	100%	157	88	-44%	180	-51%
<b>Larceny</b>	<b>189</b>	<b>119</b>	<b>-37%</b>	<b>1238</b>	<b>1339</b>	<b>8%</b>	<b>1340</b>	<b>0%</b>
Larceny (Misc)	7	5	-29%	36	32	-11%	31	3%
Larceny from Building	12	7	-42%	208	172	-17%	222	-23%
Larceny from MV	26	13	-50%	185	191	3%	235	-19%
Larceny from Person	16	20	25%	126	127	1%	137	-7%
Larceny from Residence	22	13	-41%	165	180	9%	165	9%
Larceny of Bicycle	75	41	-45%	221	364	65%	254	43%
Larceny of Plate	2	2	0%	18	17	-6%	19	-11%
Larceny of Services	4	1	-75%	19	12	-37%	18	-33%
Shoplifting	25	17	-32%	260	244	-6%	258	-5%
<b>Auto Theft</b>	<b>11</b>	<b>9</b>	<b>-18%</b>	<b>75</b>	<b>91</b>	<b>21%</b>	<b>81</b>	<b>12%</b>
<b>Total Property Crime</b>	<b>212</b>	<b>143</b>	<b>-33%</b>	<b>1518</b>	<b>1544</b>	<b>2%</b>	<b>1648</b>	<b>-6%</b>



# Part I Violent Crime

From January 1<sup>st</sup> to September 30<sup>th</sup> of 2019, there were 220 violent crimes recorded in Cambridge, 12 incidents below last year (-5%) and 6 fewer violent crimes (-3%) than the 226 incidents forecasted for the first nine months of the year.

There have been 56 robberies reported over the first three quarters of 2019, with nine categorized as commercial and 47 classified as street crimes. These numbers represent a significant decline of 20 incidents (-26%) when compared with 2018. Twenty rapes have been counted for the first nine months of 2019, a number that is two fewer than reported through September 30<sup>th</sup> of 2018. The five-year average for the crime of Rape for the first three quarters of the year projects to 21 rapes being recorded in Cambridge, one above the 2019 total.

There have been ten additional aggravated assaults (+8%) reported through the first nine months of 2019, when compared with the same time period in 2018. The 143 aggravated assaults reported over the first 39 weeks of the year represents a 5% incline above the 136 forecasted for the five-year average.

	4 Week Snapshot			Year to Date			Five Year	
	8/6/19 - 9/2/19	9/3/19 - 9/30/19	Change	2018	2019	Change	Avg	Change
Homicide	0	0	IN-CALC	1	1	0%	1	0%
Rape	7	2	-71%	22	20	-9%	21	-5%
Robbery	9	12	33%	76	56	-26%	68	-18%
Commercial Robbery	1	1	0%	30	9	-70%	25	-64%
Street Robbery	8	11	38%	46	47	2%	43	9%
Aggravated Assault	16	18	13%	133	143	8%	136	5%
Total Violent Crime	32	32	0%	232	220	-5%	226	-3%





# MURDER

*No Patterns*

- **There has been one murder recorded in Cambridge through the first nine months of 2019.** The Middlesex District Attorney's Office and the Cambridge Police are asking for the public's assistance regarding the ongoing investigation into the fatal incident that occurred in the New Street area of Danehy Park around 6:30PM on the night of January 2<sup>nd</sup>, 2019. This incident is being investigated as a homicide. The preliminary investigation suggests that the victim, 60-year-old Paul Wilson, died as a result of blunt force trauma and that robbery does not appear to have a motive.
- **UPDATE: On July 22, 2018, 15-year-old Richelle Robinson of Cambridge died following an assault in which she was shoved to the ground on Cambridge Street. The Office of the Chief Medical Examiner later ruled the cause of death to be blunt force trauma. On July 30, 2019, following an investigation by the Cambridge Police Department, the Massachusetts State Police, and the Middlesex District Attorney's Office, Isaias Plaza (4/7/00, homeless) was arraigned on charges of manslaughter and assault and battery causing serious bodily injury in connection with Robinson's death.**
- The last recorded homicide in 2017 was on the night of November 16<sup>th</sup> in the area of Tremont and Hampshire Streets, Malachi Mims, 28, of Cambridge was shot and taken to a local hospital where he was later pronounced dead.
- On December 31<sup>st</sup>, 2017, Kevin Reddick, a 17-year-old Cambridge resident, was arrested in Boston and charged in connection with the shooting death. On November 29<sup>th</sup> of 2018, the Middlesex DA's Office announced Osiris Chambers, 17, of Cambridge, was also arraigned in Middlesex Superior Court in connection with the shooting death of Malachi Mims.

## Percent Change\*

Last 4 Weeks

Previous Year

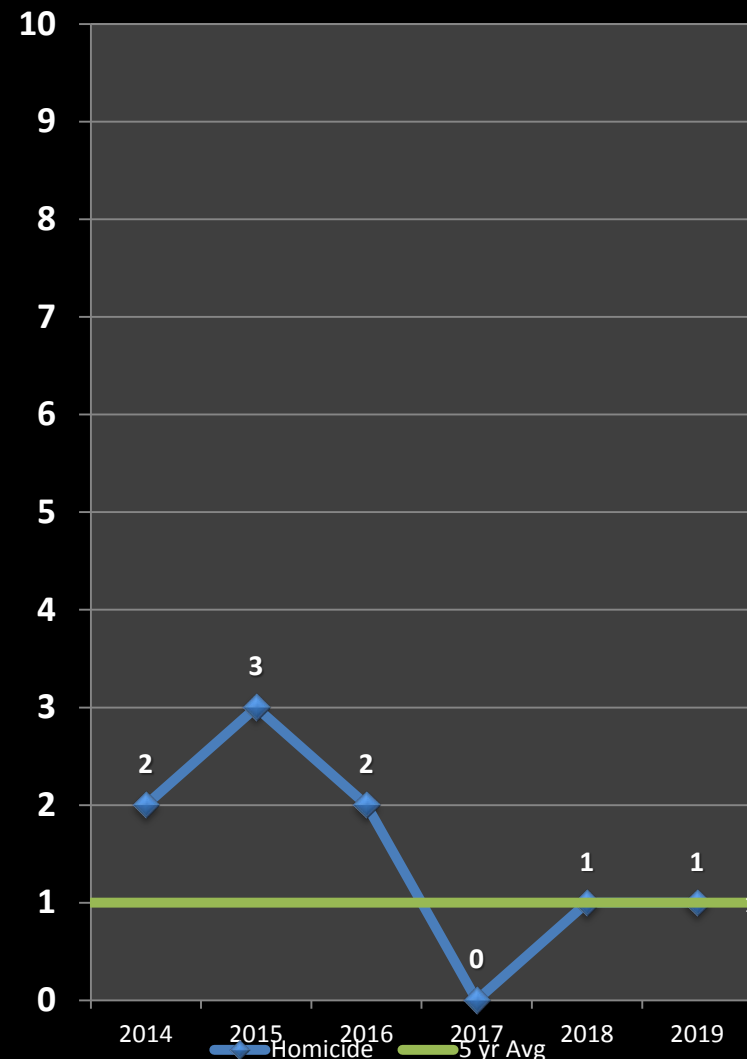
5-Year Average

In-Calc

In-Calc

In-Calc

\*IN -CAL: Percentages are not calculated for numbers so small as to present a statistically misleading percentage.





# Characteristics of Murder in Cambridge

For the 30-year period between 1960 and 1989, the City of Cambridge averaged slightly less than five murders per year. The annual average since 1990 has fallen to approximately two per year. Trend analysis over recent years points to two recurring murder scenarios in Cambridge: domestic murder, in which one family member is brutally killed by another in a homicidal rage, and the murder of young males by a handgun or knife in acts of retaliatory street violence.

## Cambridge Murder Statistics, 1990-2018

- 61 people murdered in 56 incidents (in 4 of the incidents, 2 or more people were killed)
- 41 victims were male
- 20 victims were female
- Most common weapons: handguns (29 incidents) and knives (13 incidents)
- 18 of the 56 cases are still under investigation or remain unsolved
- 26 of the 35 cases since 2000 have been cleared by arrest or by the death of the suspect, including all three murders in both 2013 and 2015, the 2018 incident, and one of the two murders in 2014 and 2017. There have been no arrests in the two murders in 2016.



# Unsolved Murders: 1999 to 2018

**Colin Burton**, 30, of Dorchester, was shot and killed outside of Hi - Fi Pizza on Mass Ave in Central Square on September 18<sup>th</sup>, 1999. Burton was talking with the occupants of a Ford Explorer when the subject in the passenger seat fired through the window. Two suspects fled the scene. The case remains under active investigation.



September 18, 1999, Mass Ave



April 5, 2002, Mass Ave

**Ian Gray**, 19, of Mattapan, was in an argument outside of the Rhythm & Spice restaurant that spilled out onto Mass Ave. A suspect that had left the scene returned with a group of people and a fight ensued. A knife was produced during the altercation and four gunshots were fired, fatally wounding Gray. This case remains open.

On June 17<sup>th</sup>, 2002 at 7:00PM, **Ricardo Williams**, 27, of Malden, was found in the driver's seat of a motor vehicle suffering from a gunshot wound to his face. Williams was taken to CCH where he was pronounced dead. This case remains open.



June 17, 2002, Windsor St.



June 16, 2009, Rindge Ave

**Jason Ellcock**, 33, of Malden, formerly of Cambridge and father of three, was found with multiple gunshot wounds in front of the driveway to 364 Rindge Ave at 3:05 AM on the night of June 16<sup>th</sup>, 2009. He was pronounced dead at the scene. This incident remains under investigation.

***\*Anyone with information about these crimes is asked to contact CPD at 617-349-3370.\****





# Unsolved Murders: 1999 to 2018


Cambridge Police BridgeStat



March 12, 2011, Brookline St.

**James Lauture**, 30, of Cambridge, was sitting in a vehicle near Brookline and Watson Streets just after midnight on Saturday, March 12<sup>th</sup>, 2011, when an unknown gunman opened fire. The occupants in the car were able to drive to Central Square. Lauture died from multiple gunshot wounds. The other man in the vehicle survived. This case remains open.

On June 3<sup>rd</sup>, 2012, **Charlene Holmes**, 16, of Cambridge, was shot while sitting on a porch on Willow St. She later succumbed to her wounds at the hospital. The investigation into this incident remains active, but no arrests have been made to date.



June 3, 2012, Willow St



July 3, 2014, Windsor Street.

On July 3<sup>rd</sup>, 2014, at 10:00 PM, **Kensley David**, 22, suffered a single gunshot wound to the head while on Windsor Street. Investigators believe that the incident was not random. This case remains under investigation.

The first murder of 2016 in Cambridge occurred on the night of March 22<sup>nd</sup> when **Armando Hernandez Jr**, 30, of Belmont was killed by gunfire on Mt. Auburn St just before 10 PM. Area residents said they heard 10 or 11 gunshots. A second victim was hospitalized with a leg wound. This case remains under investigation.

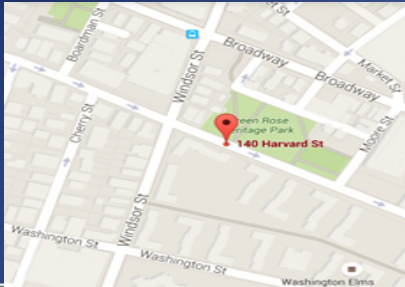


March 22, 2016, Mt Auburn St

**\*Anyone with information about these crimes is asked to contact CPD at 617-349-3370.\***



## Unsolved Murders: 1999 to 2018



June 25, 2016, 140 Harvard St.

On June 25<sup>th</sup> of 2016, Cambridge Police responded to a report of a shooting outside of 140 Harvard Street. Arriving officers discovered the victim, **Anthony Clay**, 49, of Cambridge suffering from a gunshot wound. The victim was transported to Massachusetts General Hospital where he was pronounced dead. This case remains under investigation.

At 3:40 a.m. on October 14, 2017, **Ednilson DaCosta**, 28, of Dorchester, was shot in a motor vehicle in the area of Windsor Street & Evereteze Way. He was pronounced deceased at a local hospital. Minutes later, another male was shot and killed in Somerville. On November 3, 2017, Tony Harris, 28, of Everett, was arrested for the Somerville homicide, but the murder of Ednilson DaCosta remains under investigation.



October 14, 2017, Windsor St.

***\*Anyone with information about these crimes is asked to contact CPD at 617-349-3370.\****





# RAPE

*No Patterns*

- Twenty rapes were reported during for the first three quarters of 2019, two fewer (-9%) than the total through September 30<sup>th</sup> of 2018. The five-year average for the first nine months of the year projects to 21 rapes being recorded in Cambridge, one above the 2019 total.
- Two of the sexual assaults were registered in March, three in May, two in June, four more counted in July, and seven sexual assaults were reported in August and two in September of 2019.
- Eighteen of the twenty rapes in Cambridge in 2019 have been categorized in the following manner: seven of these incidents have been chronicled as domestic situations, eleven were classified as acquaintance assaults.
- There have been two stranger –to-stranger rapes in Cambridge in 2019, both were classified as blitz scenarios. The first involved a pair of homeless subjects near Central Square at the end of May. The second incident was an early morning incident near Mass Ave in Central Square during the first week of September and remains under investigation.
- There were 29 rapes reported in Cambridge in 2018, up from the 19 incidents reported in 2017, which points to a 53% increase. When the 2018 total is measured against the five-year average for rapes annually in the city, a 26% uptick was recognized. Fourteen of the rapes in 2018 involved acquaintances, three were categorized as contact scenarios with the offender being someone the victim had met in a public place, ten were domestic situations, and two were classified as blitz assaults.

## Percent Change\*

Last 4 Weeks

Previous Year

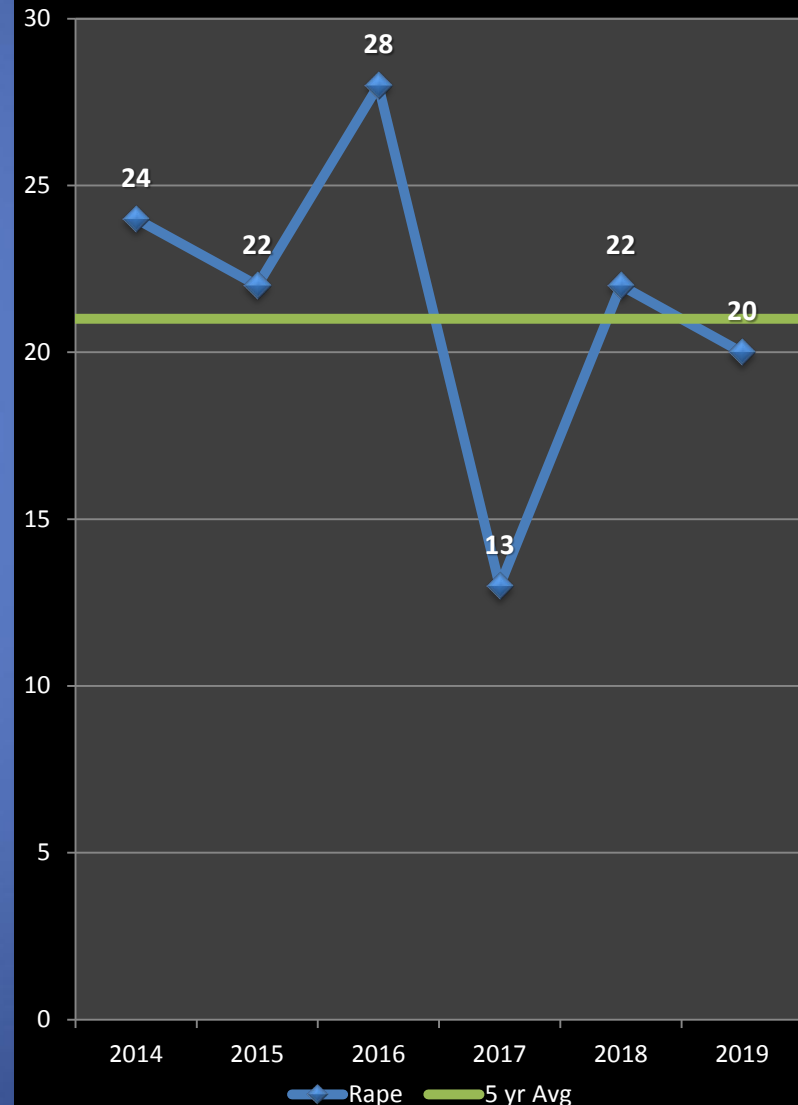
5-Year Average

**In-Cal**

**0%**

**0%**

\*IN -CAL: Percentages are not calculated for numbers so small as to present a statistically misleading percentage.





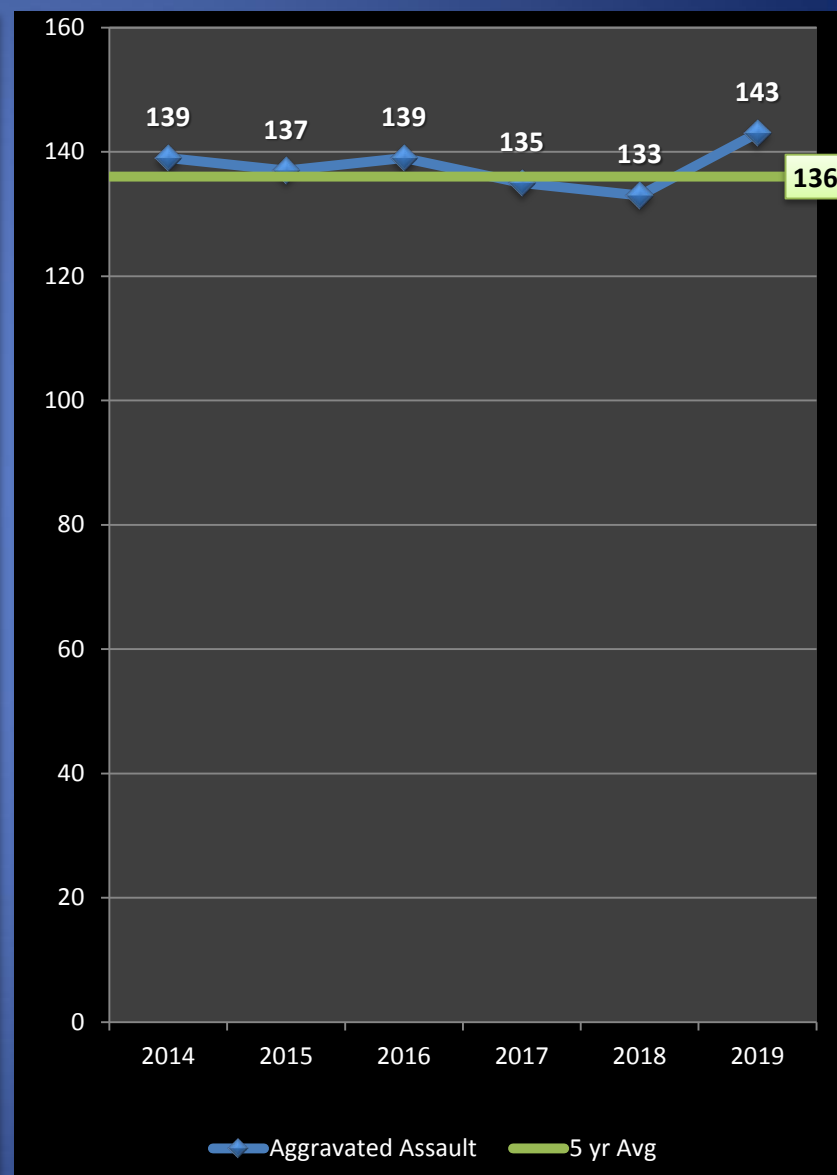
# AGGRAVATED ASSAULT

## No Patterns

- There have been ten additional aggravated assaults (+8%) registered through the first three quarters of 2019, when compared with the same time period in 2018. The 143 aggravated assaults reported over the first nine months of the year represents a 5% increase above the 136 forecasted for the five-year average.
- The 143 aggravated assaults reported through September 30<sup>th</sup> of 2019 were composed of the following classifications: 29 domestic altercations; 23 assaults between acquaintances; 28 unprovoked scenarios; 10 road rage incidents; 17 homeless assaults; 7 tiffs between shop owners & patrons; 5 juvenile fights; 4 landlord/tenant disputes; 4 assaults on a police officer; 6 psychotic episodes; 4 fights at a bar; 4 affray/brawls and 2 workplace fights.
- There have been eight confirmed shots fired in Cambridge in 2019 through September 30<sup>th</sup>, five of which produced Shotspotter alerts. Three of the confirmed shootings were in the Port neighborhood, the most recent on August 7<sup>th</sup> where an argument produced one shot heard (Shotspotter alert) with no evidence recovered at the scene. However, investigators believe that this was a verifiable shooting.
- Two incidents were recorded in June. There were five shots fired and shooting incidents in Cambridge in the first five months of 2019. An incident at 3:30am on 5.12.19, resulted in one victim with non-fatal injuries. The other 4 incidents did not result in any injuries: a Somerville male was arrested for the shots fired incident on 1.23.19 and two Boston juvenile males were arrested in connection with the 5.13.19 shots fired in Central Square.

### Percent Change

Last 4 Weeks	Previous Year	5-Year Average
+13%	+8%	+5%





# Geographic Breakdown of Aggravated Assaults: 1.1.19 to 9.30.19

There have been ten additional aggravated assaults (+8%) registered through the first three quarters of 2019, when compared with the same time period in 2018. The 143 aggravated assaults reported over the first nine months of the year represents a 5% increase above the 136 forecasted for the five-year average.

There had not been an aggravated assault reported in the Agassiz neighborhood in 2019 until an incident at a fitness center in late September.

## Category

- Acquaintance
- Affray/Brawl
- Bar/Alcohol
- Domestic
- Homeless
- Juvenile/Gang
- Landlord/Neighbor
- Police Officer
- Psychotic Episode
- Shop Owner/Patron
- Traffic Parking
- Unprovoked
- Workplace

46% of the  
Citywide total

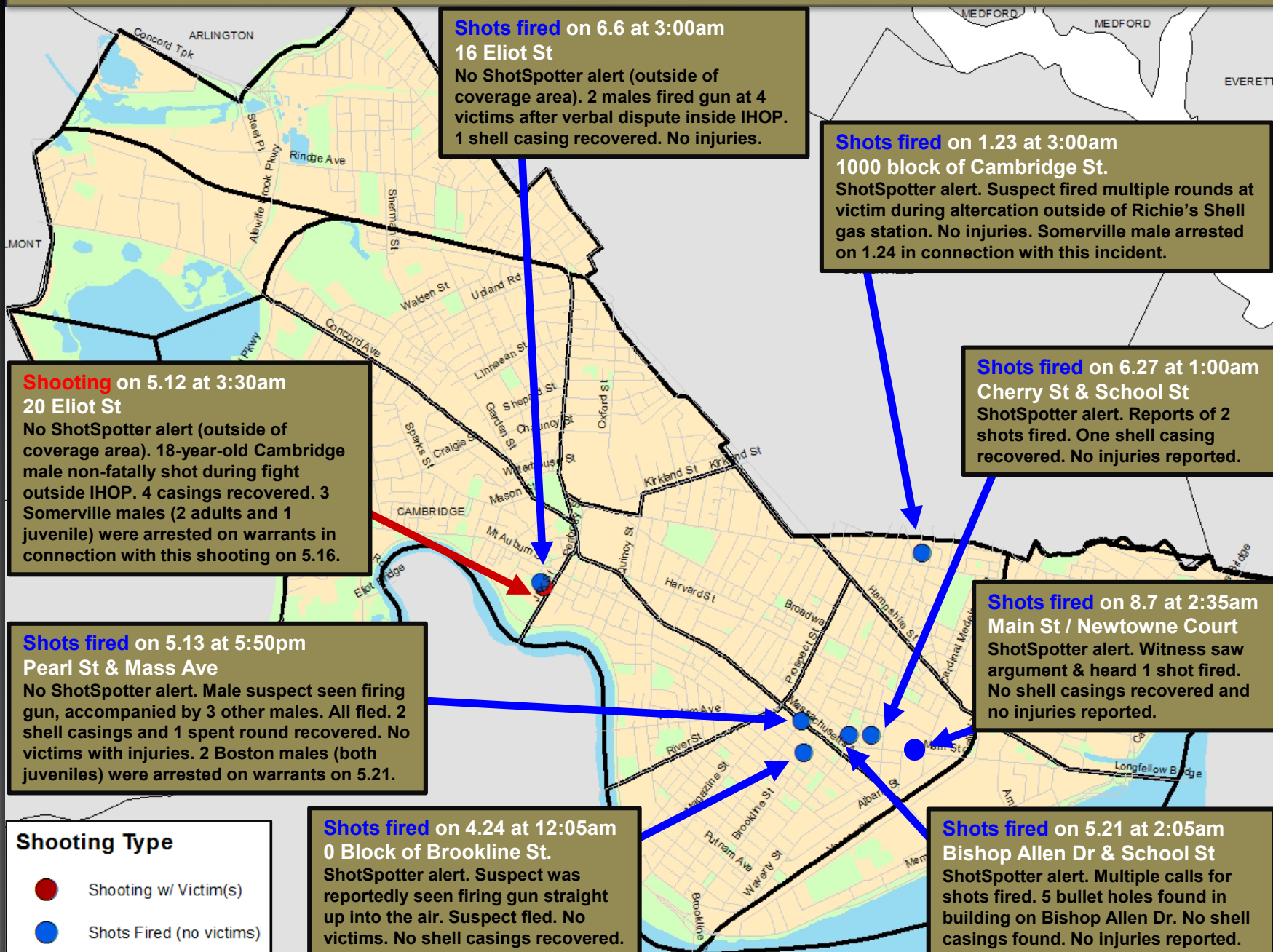
**Breakdown of Aggravated Assaults in and around Central Square over the first nine months of 2019: 11 acquaintance; 8 domestic; 9 homeless; 3 juvenile; 3 psychotic episodes; 15 unprovoked; 1 workplace; 4 shop owner/patron; 3 bar / alcohol; 3 affrays; 2 landlord/neighbor**





# Shootings & Shots Fired in Cambridge: 1.1.19 – 9.30.19

Cambridge Police BridgeStat





# Robbery

## No Patterns

- There have been 56 robberies reported over the first three quarters of 2019, with nine categorized as commercial and 47 classified as street crimes. There has been a significant decline of 20 incidents (-26%) when compared with 2018. The five-year average for overall robbery in Cambridge for the first nine months of the year is 68 incidents. Between January 1<sup>st</sup> and September 30<sup>th</sup> of this year, 56 robberies were recorded, which translates to a 18% decrease below the projected total.
- There have been nine commercial robberies so far this year—all but two have been shopliftings that escalated into violent confrontations. These crimes occurred at the CambridgeSide Mall on January 25<sup>th</sup>; in Harvard Square on February 26<sup>th</sup>; at a drug store in Porter Square on March 11<sup>th</sup>; at a Mass Ave gas station on March 30; at the CVS in Harvard Square on July 6<sup>th</sup>, the Target in Porter Square on July 19 and an incident at a liquor store on Cambridge Street on the 14<sup>th</sup> of August.
- The first non-shoplifting commercial robbery this year involved a demand for cash at a convenience store near Porter Square on June 13<sup>th</sup>; an arrest was made. On the 11<sup>th</sup> of September, three North Cambridge teens were arrested for a confrontation with a clerk at a Mass Ave convenience store.
- Over the first nine months of 2019, there have been 47 street robberies, one additional incident (+2%) than the same time period last year. Eleven street robberies were reported during August of 2019. Six of these incidents were in Mid Cambridge. Four of the crimes were designated as a distinctive series of crimes forming the first street robbery pattern of 2019. Two of the muggings involved delivery drivers while two others were of males walking between Harvard & Broadway during the PM hours. There has been an arrest ending this pattern.

### Percent Change

Last 4 Weeks

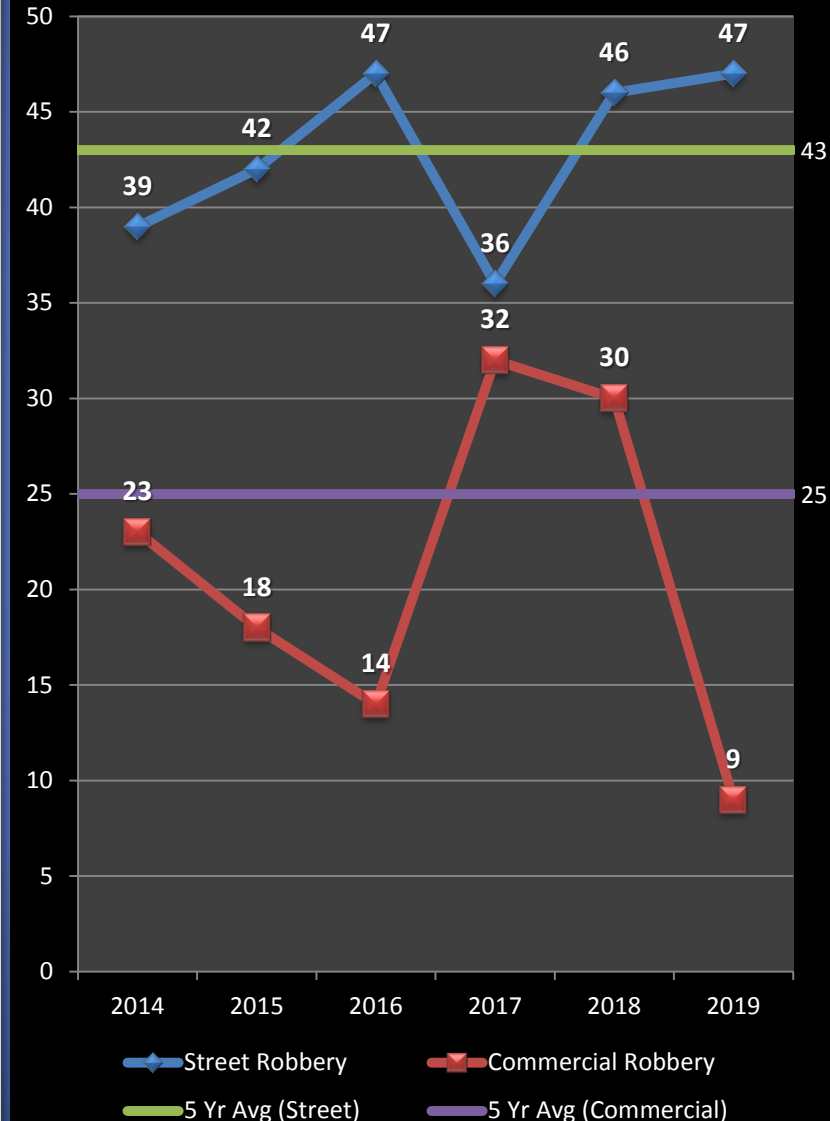
**+33%**

Previous Year

**-26%**

5-Year Average

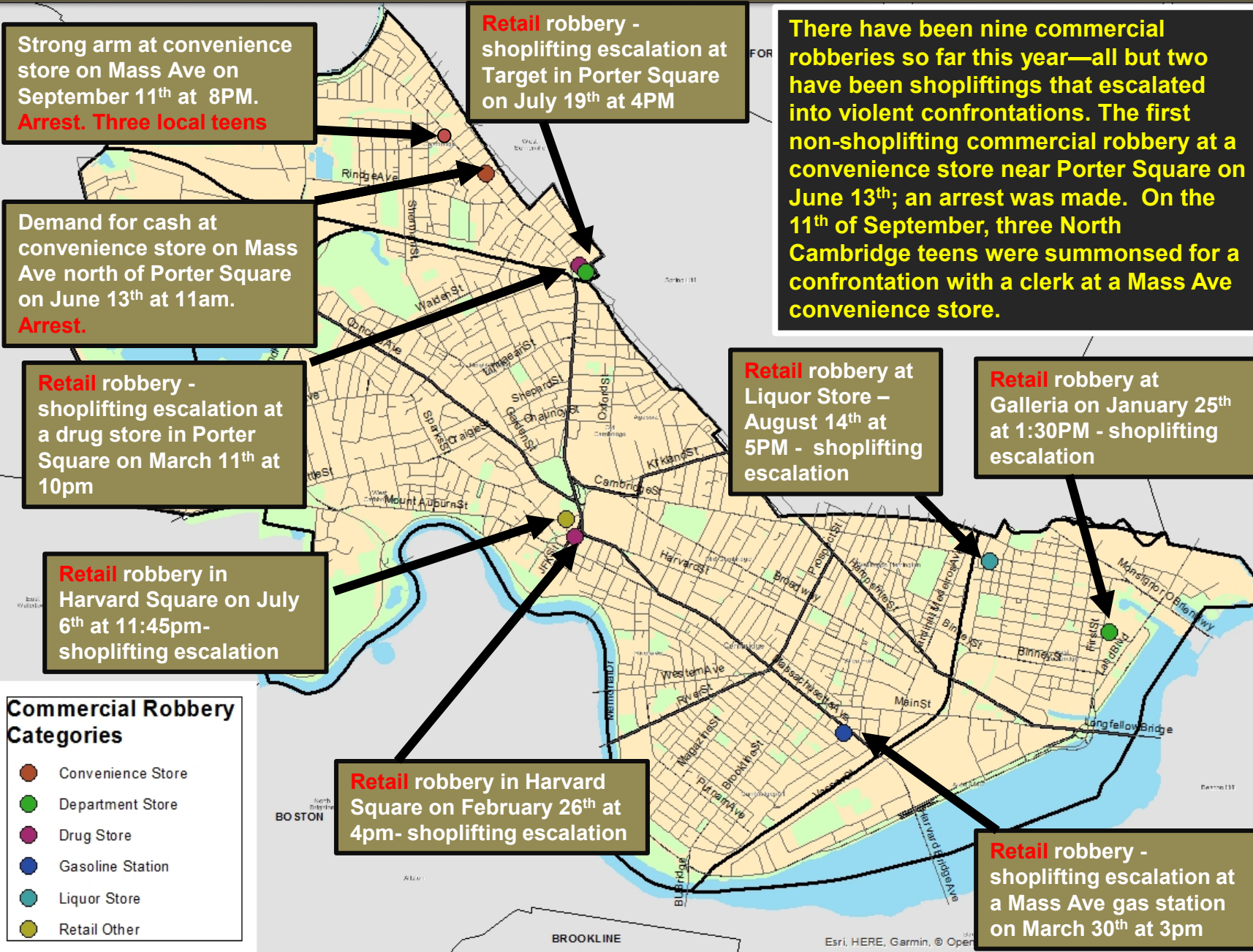
**-18%**







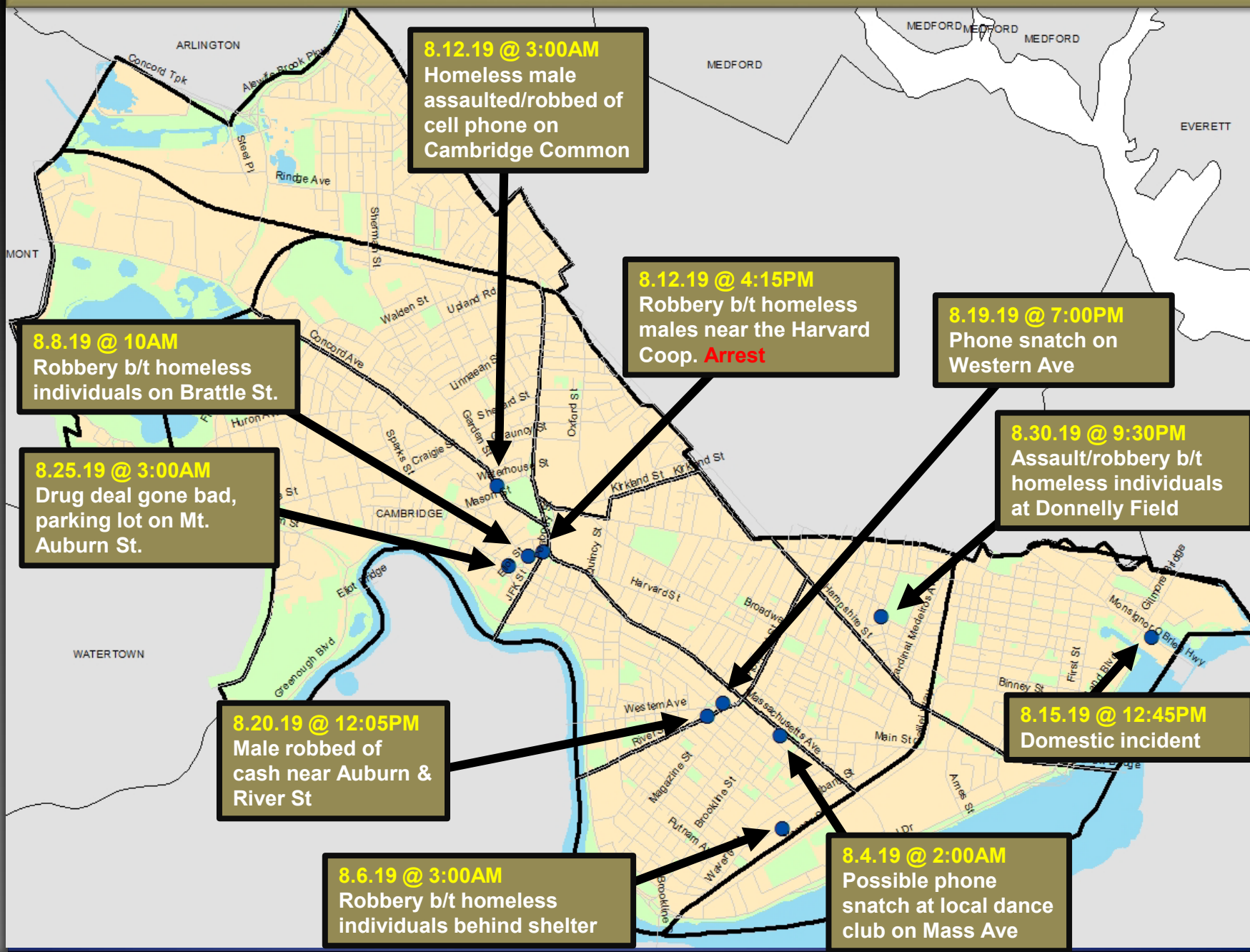
# Geographic Breakdown of Commercial Robberies: 1.1.19 to 9.30.19





# Geographic Breakdown of Street Robberies: 8.1.19 – 9.2.19

Cambridge Police BridgeStat







# Geographic Breakdown of Street Robberies: 9.3.19 – 9.30.19

**9.21.19 @ 1AM**

Strong-arm robbery of male in parking lot of Mall

Over the first nine months of 2019, there have been 47 street robberies, one additional incident (+2%) than the same time period last year. Eleven street robberies were reported during September of 2019. Six of the which were designated as a distinctive series of crimes forming the first street robbery pattern of 2019.

**9.26.19 @ 5PM**

Homeless female victim of armed robbery in Harvard Square. Homeless male arrested

**9.26.19 @ 9PM**

Homeless female victim of armed robbery in Mass Ave ATM

**9.22.19 @ 9:30PM**

Drug deal goes awry among homeless

**Six robberies between 9.10.19 to 9.26.19**

Six of the crimes were designated as a distinctive series forming the first street robbery pattern of 2019. Two of the muggings involved delivery drivers while the other four were of males walking in Mid Cambridge during the PM hours. The arrest of two local teens led to the interdiction of this pattern; a third known party is believed to be involved.



# Burglary

## No Patterns

- The property index crime of burglary, the combination of residential and commercial breaks, has recorded a significant decrease of 50% when compared to the five-year average, with 113 fewer incidents reported from the projected total of 227 breaks. When compared with last year's historically low total of 205 incidents for the first three quarters of the year, a lesser, but still substantial decrease of 44% has been recorded.
- Currently, there are no commercial burglary patterns, hot spots, or concentrations active in Cambridge. A historically low total of 26 incidents has been reported for the first nine months of 2019, which translates to a formidable 46% decline below 2018 and a 45% slide under the forecasted number for the first three quarters of the year.
- Housebreaks dove 44% when measured against the total for the first nine months of 2018 with 69 fewer incidents. A dagger-sharp decrease of 51% below the forecasted total of 180 housebreaks for the first three quarters of the year was registered.
- During the middle of March, the Crime Analysis Unit was monitoring a series of late afternoon / early evening breaks in Cambridgeport where entry into residences was gained by forcing side windows, and laptops and jewelry were targeted. After a three-week hiatus in this activity, the CAU designated this pattern as having been eradicated.
- There have been only 46 housebreaks reported in Cambridge since the first of May, which represents one of the lowest five-month totals for this crime during warm weather months in decades.

### Percent Change

Last 4 Weeks

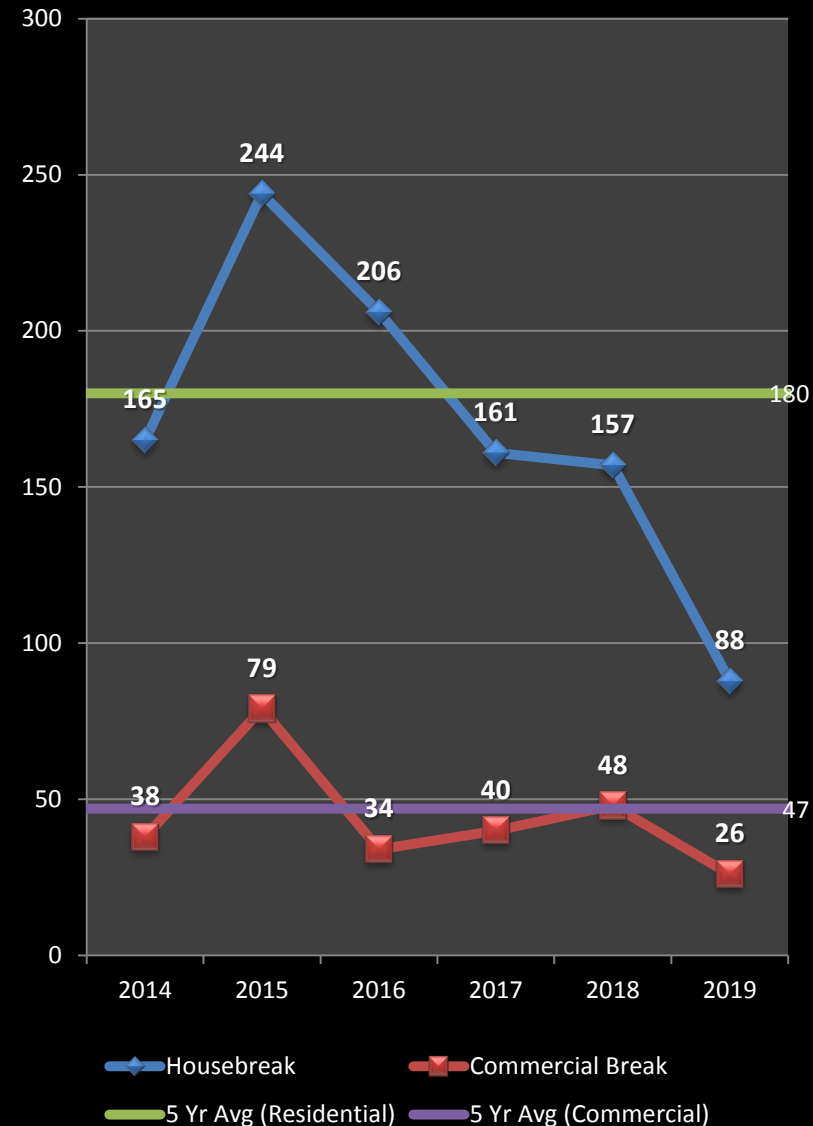
**+25%**

Previous Year

**-44%**

5-Year Average

**-50%**







# Geographic Breakdown of Housebreaks: Warm Weather Months, 7.1.19 to 9.30.19

Cambridge Police BridgeStat

There have been only 31 housebreaks reported in Cambridge since the first of July, which represents one of the lowest three-month total for this crime during warm weather months in decades.

Two unrelated, unprofessional breaks in North Cambridge over the summer

Two housebreak in West Cambridge since 7.19

There have been only six housebreaks in Cambridgeport all summer. Three incidents were domestic/acquaintance scenarios on Lopez Street

Four housebreaks in East Cambridge since 8/17. Arrest for daytime incident on Winter St on 8.30.19.

There was only one housebreak reported in the Port since July 1<sup>st</sup>





# Geographic Breakdown of Commercial Breaks: 6.1.19 – 9.30.19

Scattered breaks in the Alewife area over the summer months of 2019 with incidents recorded at an ATM, construction site, office and retail store.

Currently, there are no commercial burglary patterns, hot spots, or concentrations active in Cambridge. A historically low total of 26 incidents has been reported for the first nine months of 2019, which translates to a formidable 46% decline below 2018 and a 45% slide under the forecast for the three quarters of the year.

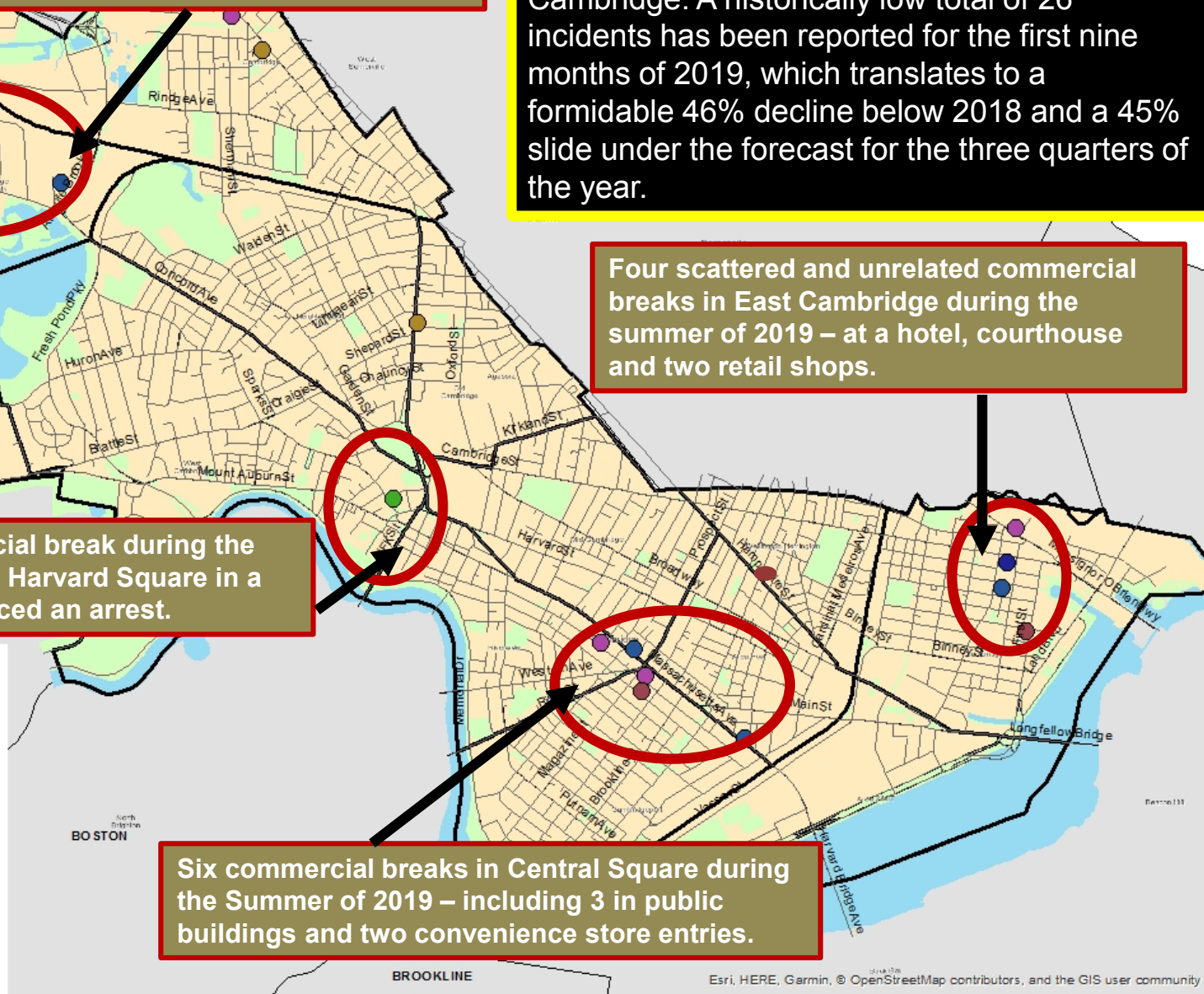
Four scattered and unrelated commercial breaks in East Cambridge during the summer of 2019 – at a hotel, courthouse and two retail shops.

Only one commercial break during the summer of 2019 in Harvard Square in a watch shop produced an arrest.

Six commercial breaks in Central Square during the Summer of 2019 – including 3 in public buildings and two convenience store entries.

**Commercial Break by DOW**

●	Friday
●	Monday
●	Saturday
●	Sunday
●	Thursday
●	Tuesday
●	Wednesday





# LARCENY

*No Patterns*

- **Overall larceny for the first three quarters of 2019 registered at 101 incidents (8%) above the same time frame in 2018.** The total of 1,339 larcenies reported year-to-date in 2019 is also 1 incident below the 5-year average of 1,340 incidents.
- **After coming off a 7% drop at the end of 2018, larcenies from MVs have reversed direction through September of 2019, with an increase of 3% (6 incidents) when compared with the same time frame in 2018.** This property crime is still 19% below the 5-year average, with 44 fewer incidents than the projected total of 235.
- **Through the first three quarters of 2018, larcenies from the person are in line with that reported in 2018, only up one incident for a total of 127.** Central Sq has seen the most activity (52), followed by Harvard Sq (30).
- **There have been 172 larcenies from buildings reported during the first nine months of 2019.** This is 36 incidents (17%) below the same time frame in 2018 and 50 (23%) below the 5-year average. Thefts from gym lockers in Porter Square during the First Quarter of 2019 cooled off once a suspect was identified. A few sporadic thefts continue to be reported at this location as there have been 25 YTD.
- **Larcenies from residences in 2018 were up 37% over the previous year, and that trend has continued through 2019 with a 9% rise (+15 incidents) over the first nine months of last year.** Package thefts continue to dominate this crime category with 94 (52%) of the incidents reported year-to-date.
- **Bicycle thefts are up 143 incidents (+65%) when compared with this time in 2018, and up 110 incidents (43%) when compared with the 5-year average.** North Cambridge has seen the most thefts year-to-date with 54, followed by Cambridgeport with 51.

## Percent Change

Last 4 Weeks

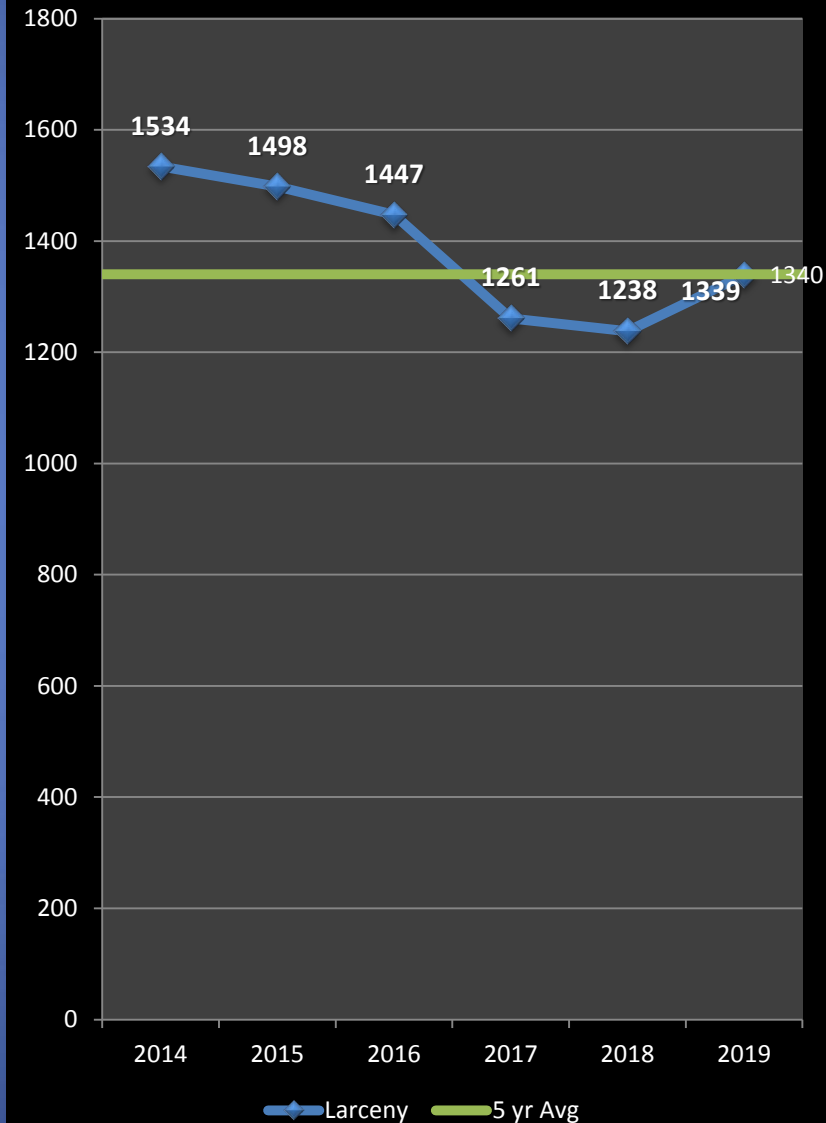
**-37%**

Previous Year

**+8%**

5-Year Average

**0%**





# LARCENY From MV

*No Patterns*

- The larceny from motor vehicle total for the first three quarters of 2019 is 191 incidents, which is 3% above the total for the same time period in 2018. These 191 thefts from cars reported over the first nine months of the year indicate a decrease of 44 incidents (-19%) below the number forecasted through the first 39 weeks of 2019. This slight uptick in 2019 should be tempered by the fact that the numbers through the first three quarters of the year for this crime in Cambridge were at historic lows in 2017 and 2018.
- There have been only four larcenies from motor vehicles reported in the Agassiz neighborhood, four in the Highlands, and seven in Strawberry Hill so far in 2019.
- The majority of thefts in The Port neighborhood, thirteen in 2019, have been along the 500 block of Mass Ave and in the immediate periphery of Central Square in parking lots.
- There have been 44 LMVs reported in 2019 in the Cambridgeport / Riverside section of the City with the concentration of thefts from unlocked vehicles on the periphery of Central Square. While it was a problem at the beginning of the year incidents have tapered off with only nine occurring in the last four months.
- Decrease of 50% (13 fewer incidents) in larceny from motor vehicles from August to September of 2019. There was no spatial or temporal trend identified this month, with no neighborhood standing out for thefts from vehicles.

## Percent Change

Last 4 Weeks

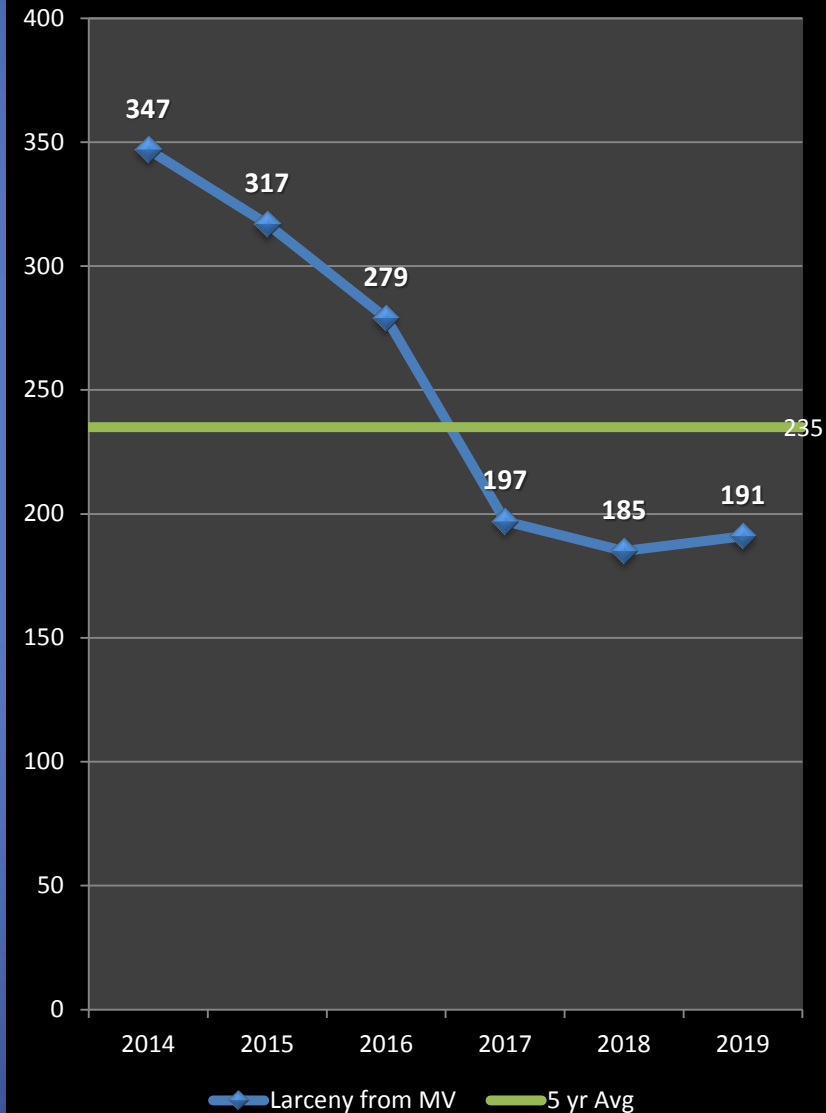
**-50%**

Previous Year

**+3%**

5-Year Average

**-19%**



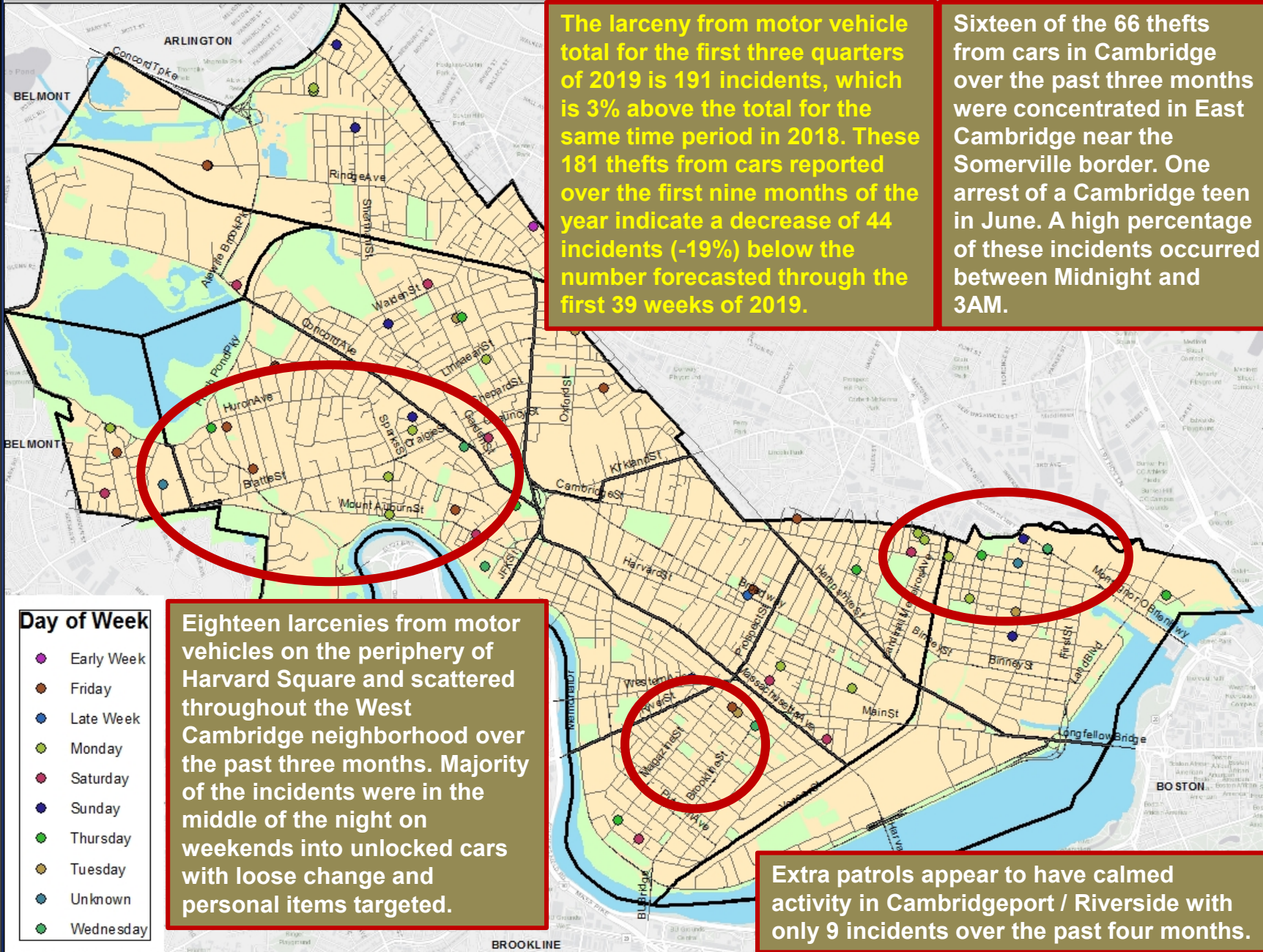




## Geographic Breakdown of Larceny from Motor Vehicles: 7.1.19 – 9.30.19

The larceny from motor vehicle total for the first three quarters of 2019 is 191 incidents, which is 3% above the total for the same time period in 2018. These 181 thefts from cars reported over the first nine months of the year indicate a decrease of 44 incidents (-19%) below the number forecasted through the first 39 weeks of 2019.

Sixteen of the 66 thefts from cars in Cambridge over the past three months were concentrated in East Cambridge near the Somerville border. One arrest of a Cambridge teen in June. A high percentage of these incidents occurred between Midnight and 3AM.





# LARCENY: *from Person*

## No Patterns

- The larceny from person total for the first nine months of 2019 has increased by only one incident in comparison to the same time period in 2018. The 127 thefts from persons reported over the first 39 weeks of the year also translates to a decrease of 10 incidents (-7%) below the number forecasted for the first nine months of 2019.
- When comparing September 2019 to the previous month of August, the number of incidents has slightly risen from 16 to 20 incidents (+25%). Central Square was the most active business district in September with 9 incidents, followed by Harvard Square with 7, East Cambridge with 3, 1500-1900 Mass Ave with 2 and West Cambridge with 1.
- So far in 2019, Central Sq. has seen the most activity with 52 incidents, followed by Harvard Square with 30 incidents, and the CambridgeSide / East Cambridge area with 16. Twelve thefts have been reported year-to-date at the CambridgeSide shopping center, three incidents have been reported at the Middle East bar/restaurant, and two to four incidents have been reported at numerous other locations in both Central and Harvard Squares.
- A majority of the incidents thus far in 2019 have been comprised of thefts of otherwise unattended property, such as at local parks, sidewalks, or in shelters (30 incidents), thefts from patrons at restaurants/cafes/bars (28 incidents), grab & run incidents (27 incidents), and thefts from shoppers (24 incidents). The remaining incidents were categorized as pocket-pickings (18 incidents).

### Percent Change

Last 4 Weeks

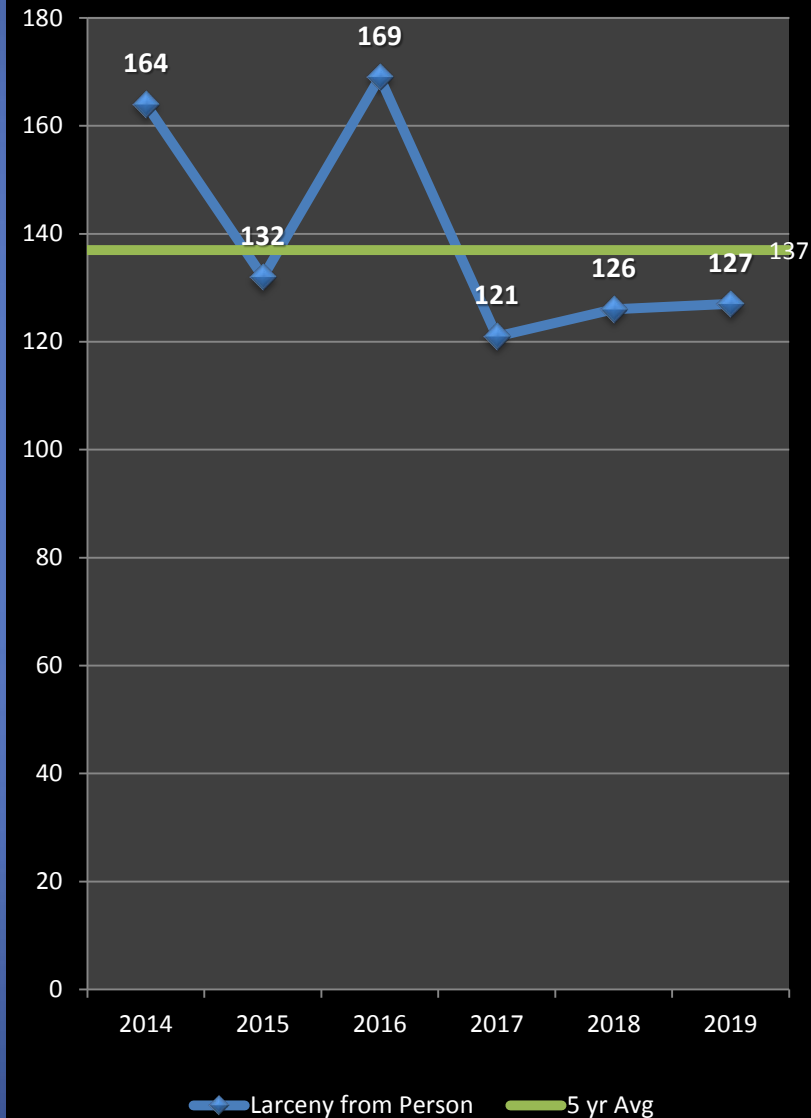
**+25%**

Previous Year

**+1%**

5-Year Average

**-7%**



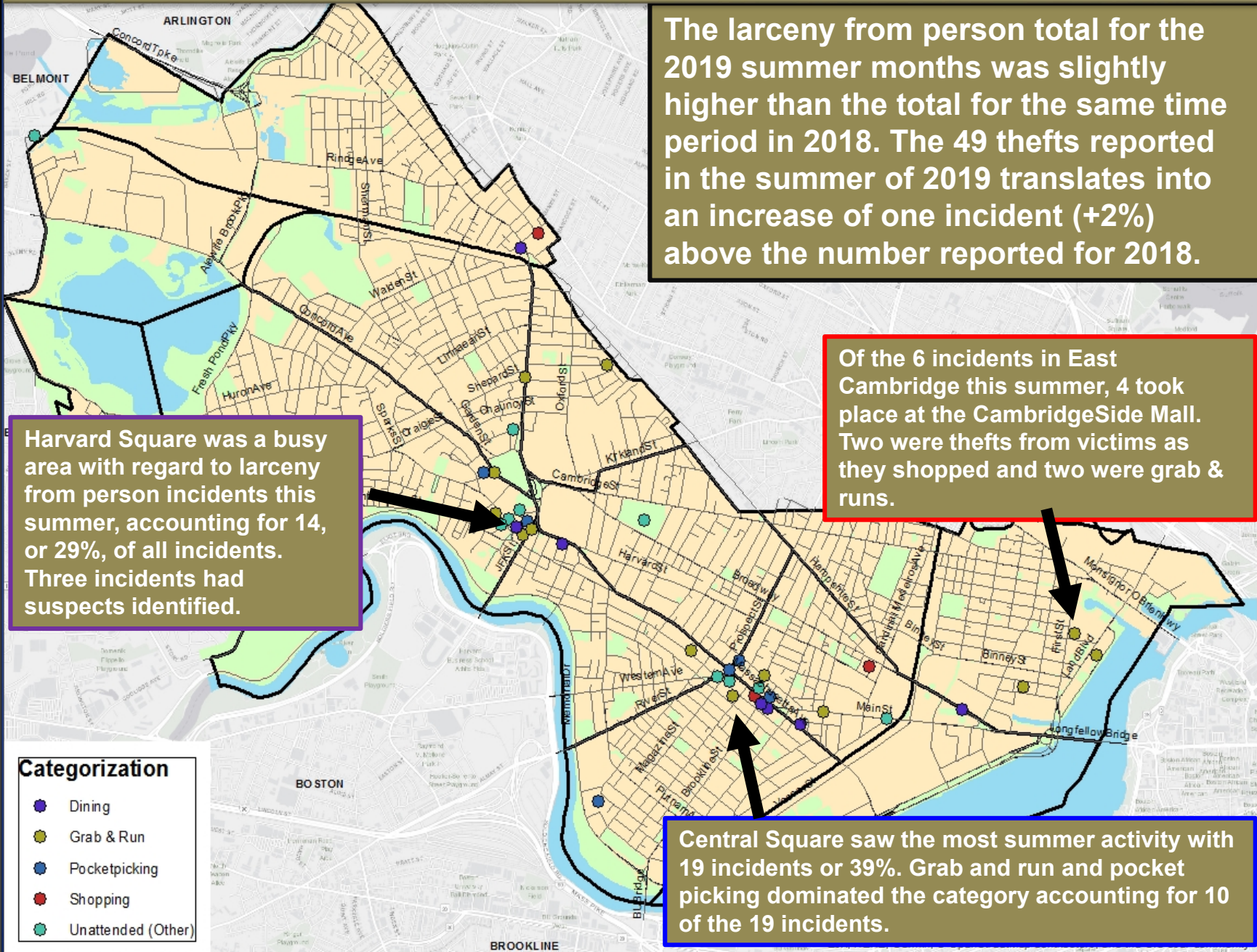




# Geographic Breakdown of Larceny from Person: 7.1.19 – 9.30.19

Cambridge Police BridgeStat

September 2019





# LARCENY: of Bicycle

## No Patterns

- Overall, bike thefts are up 65% (+143 incidents) this year when compared with the first nine months of 2018, and up 43% (or 110 incidents) above the 5-year average. There were 10 reported in January, 6 in February, 19 in March, 33 in April, 34 in May, 68 in June, 66 in July, 83 in August, and 45 in September.
- Of the 364 bike thefts reported so far this year, 268 (74%) were reportedly locked at the time of the theft.
- One bike theft resulted in an arrest in September, in the East Cambridge area.
- Although the majority of bicycles tend to be stolen from streets, sidewalks, and yards, we continue to see an increase in thefts from parking garages and building storage areas this year. There have been 74 thefts from these more protected areas thus far in 2019 compared to only 14 during the same period in 2018.

### Top Neighborhoods for Bike Theft in 2019:

Neighborhood	YTD Total	% Citywide
North Cambridge	54	15%
Cambridgeport	51	14%
East Cambridge	50	14%
West Cambridge	46	13%
Mid-Cambridge	41	11%

### Percent Change

Last 4 Weeks

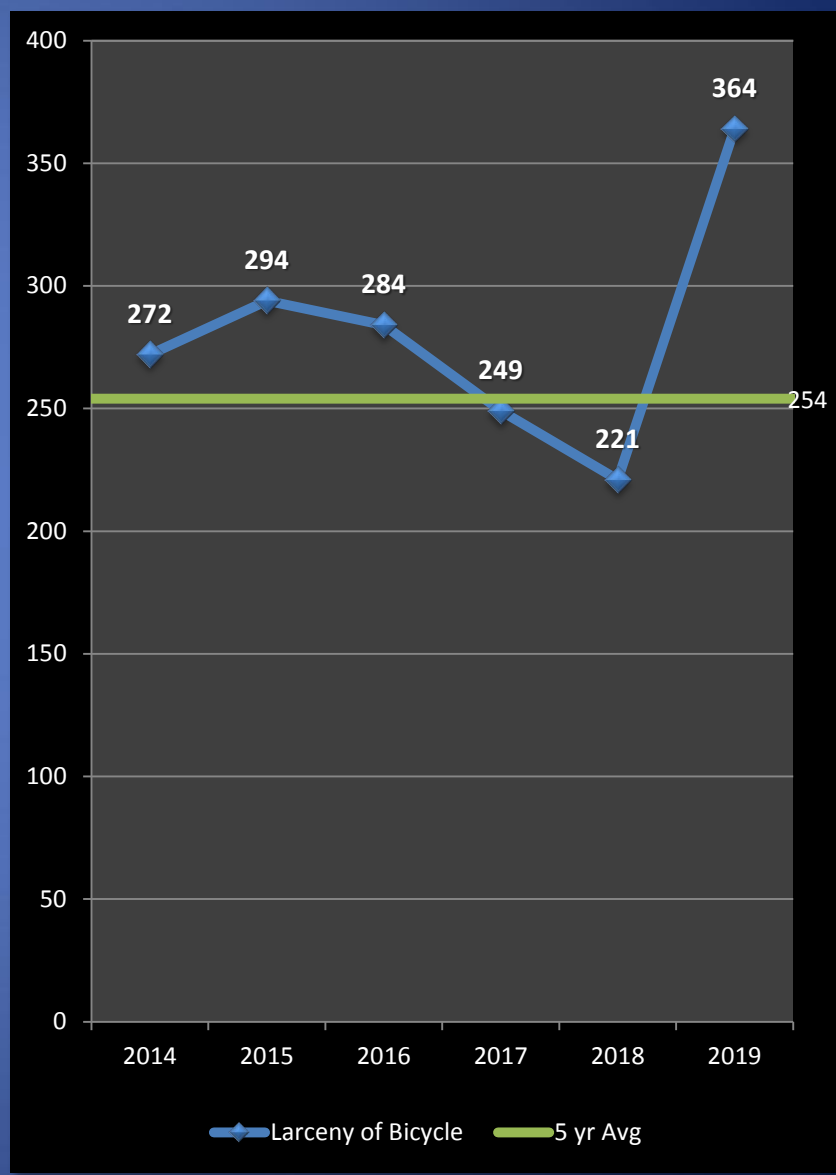
Previous Year

5-Year Average

-45%

+65%

+43%





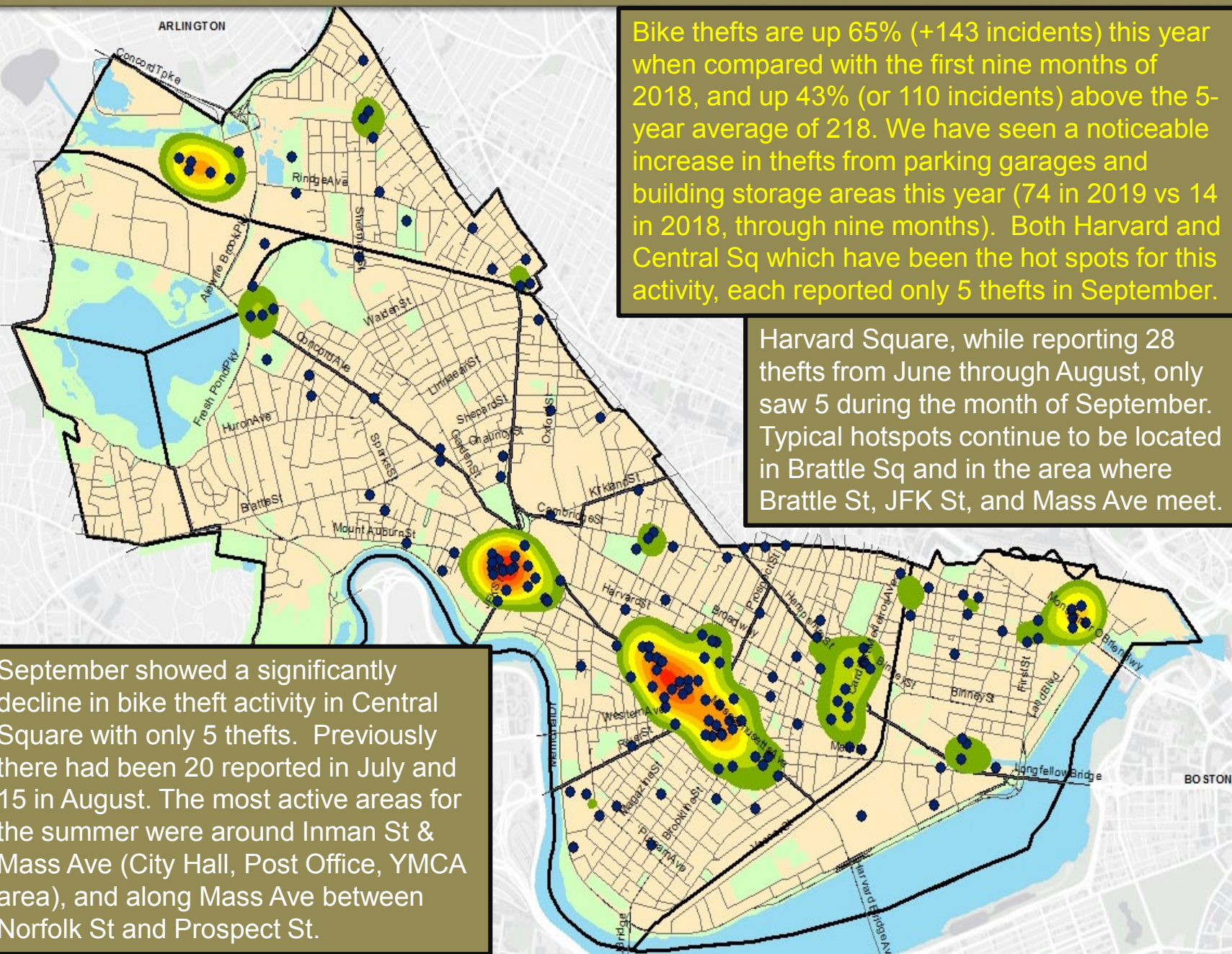


## Geographic Breakdown of Bicycle Theft: 7.1.19 – 9.30.19

Bike thefts are up 65% (+143 incidents) this year when compared with the first nine months of 2018, and up 43% (or 110 incidents) above the 5-year average of 218. We have seen a noticeable increase in thefts from parking garages and building storage areas this year (74 in 2019 vs 14 in 2018, through nine months). Both Harvard and Central Sq which have been the hot spots for this activity, each reported only 5 thefts in September.

Harvard Square, while reporting 28 thefts from June through August, only saw 5 during the month of September. Typical hotspots continue to be located in Brattle Sq and in the area where Brattle St, JFK St, and Mass Ave meet.

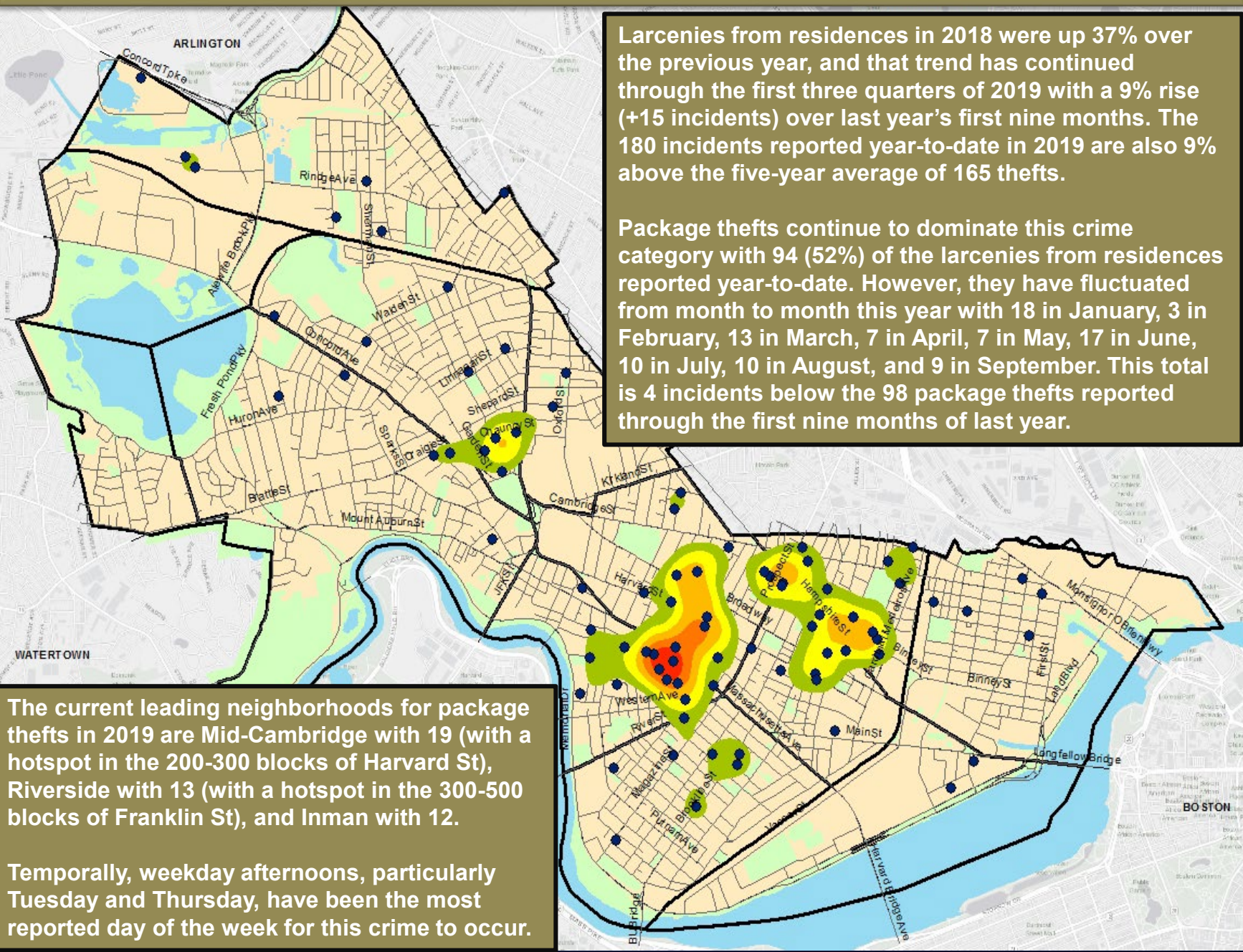
September showed a significantly decline in bike theft activity in Central Square with only 5 thefts. Previously there had been 20 reported in July and 15 in August. The most active areas for the summer were around Inman St & Mass Ave (City Hall, Post Office, YMCA area), and along Mass Ave between Norfolk St and Prospect St.







# Geographic Breakdown of Package Thefts: 1.1.19 – 9.30.19







# Geographic Breakdown of Shoplifting: 1.1.19 – 9.30.19

Cambridge Police BridgeStat

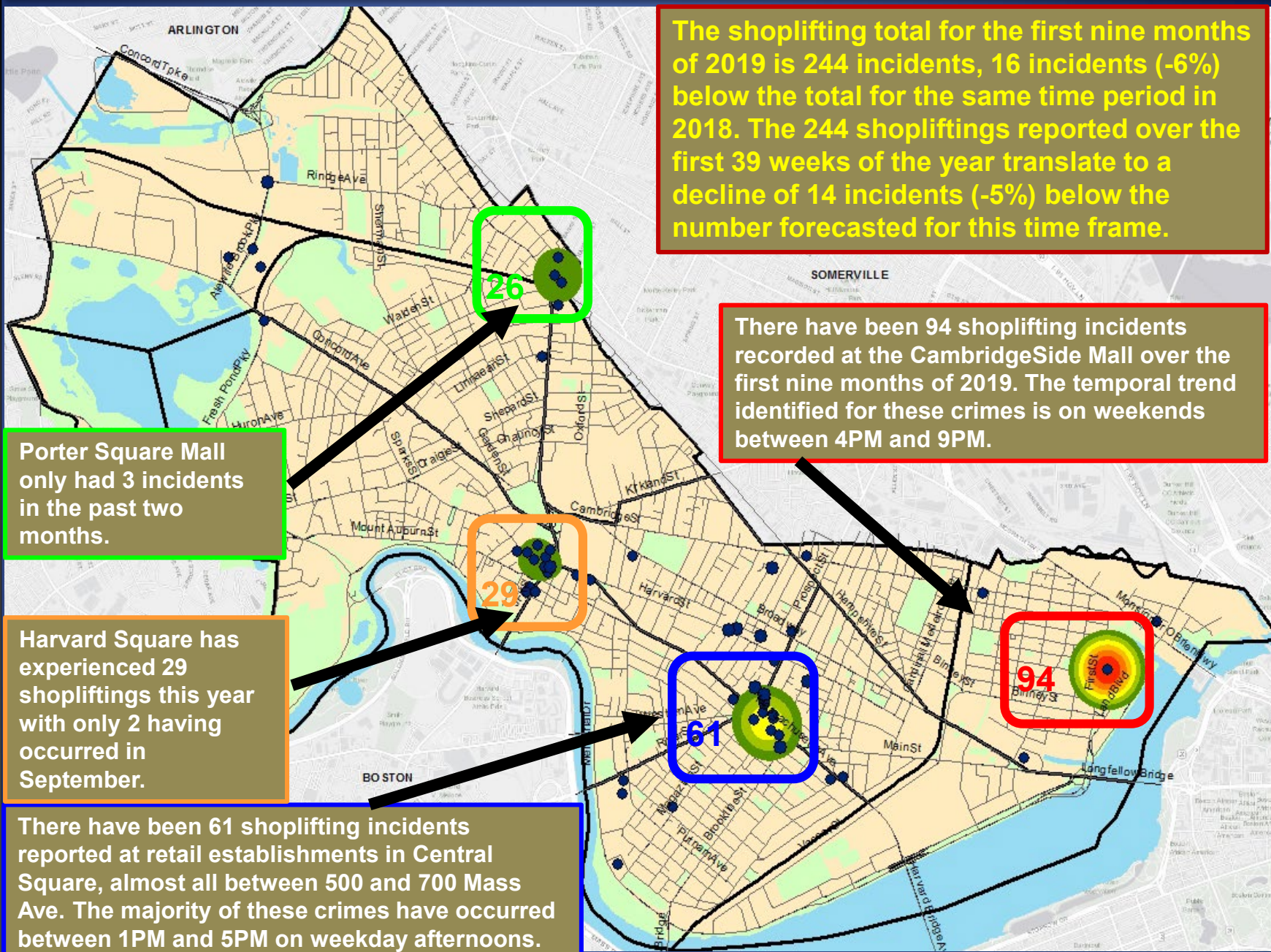
The shoplifting total for the first nine months of 2019 is 244 incidents, 16 incidents (-6%) below the total for the same time period in 2018. The 244 shopliftings reported over the first 39 weeks of the year translate to a decline of 14 incidents (-5%) below the number forecasted for this time frame.

Porter Square Mall only had 3 incidents in the past two months.

Harvard Square has experienced 29 shopliftings this year with only 2 having occurred in September.

There have been 61 shoplifting incidents reported at retail establishments in Central Square, almost all between 500 and 700 Mass Ave. The majority of these crimes have occurred between 1PM and 5PM on weekday afternoons.

There have been 94 shoplifting incidents recorded at the CambridgeSide Mall over the first nine months of 2019. The temporal trend identified for these crimes is on weekends between 4PM and 9PM.





# AUTO THEFT

## No Patterns

- The projected five-year weighted average for auto thefts for the first nine months of the year is 81 incidents. With 91 thefts reported in 2019 through September 30<sup>th</sup>, we are 12% above the average and 21% above the 75 reported during this time frame in 2018.
- There were 9 auto thefts reported in September, 16 in August, 12 in July and 17 reported in June. Over these four months, only 15 involved thefts of mopeds, scooters, or motorcycles, with four taking place in September. Usually these are more frequent in the summer months, but has not been the case in 2019.
- One trend that emerged in June was the thefts of older model Toyotas from the Cambridgeport / Riverside area of the city. Many of these vehicles were also recovered in the same neighborhoods, leading to the speculation that some of these incidents may have involved thefts for joyriding purposes by suspects who live in the area. A juvenile from Cambridge was arrested after he was caught driving one of the stolen Toyotas in Somerville on July 12<sup>th</sup>. He is believed to be one of several juveniles involved in this series of thefts.
- Six of the 11 auto thefts reported in January 2019 involved Zipcar vehicles that were stolen from two parking garages in the Kendall Square area. This ended with the arrest of a juvenile in Boston who was caught driving one of the stolen vehicles.
- Only 22 vehicles so far in 2019 have been stolen from north of the Harvard Square area; the 69 other thefts took place in the lower half of the city. The Neighborhood breakdown is as follows: Riverside with 18, the Port with 12, East Cambridge with 11, Cambridgeport with 10, MIT with 9, North Cambridge with 8, West Cambridge with 6, Inman with 5, Mid-Cambridge with 4, the Highlands and Agassiz each with 3, and Peabody with 2.
- Notably, at least 40 (or 44%) of the vehicles stolen this year have been recovered.

### Percent Change

Last 4 Weeks

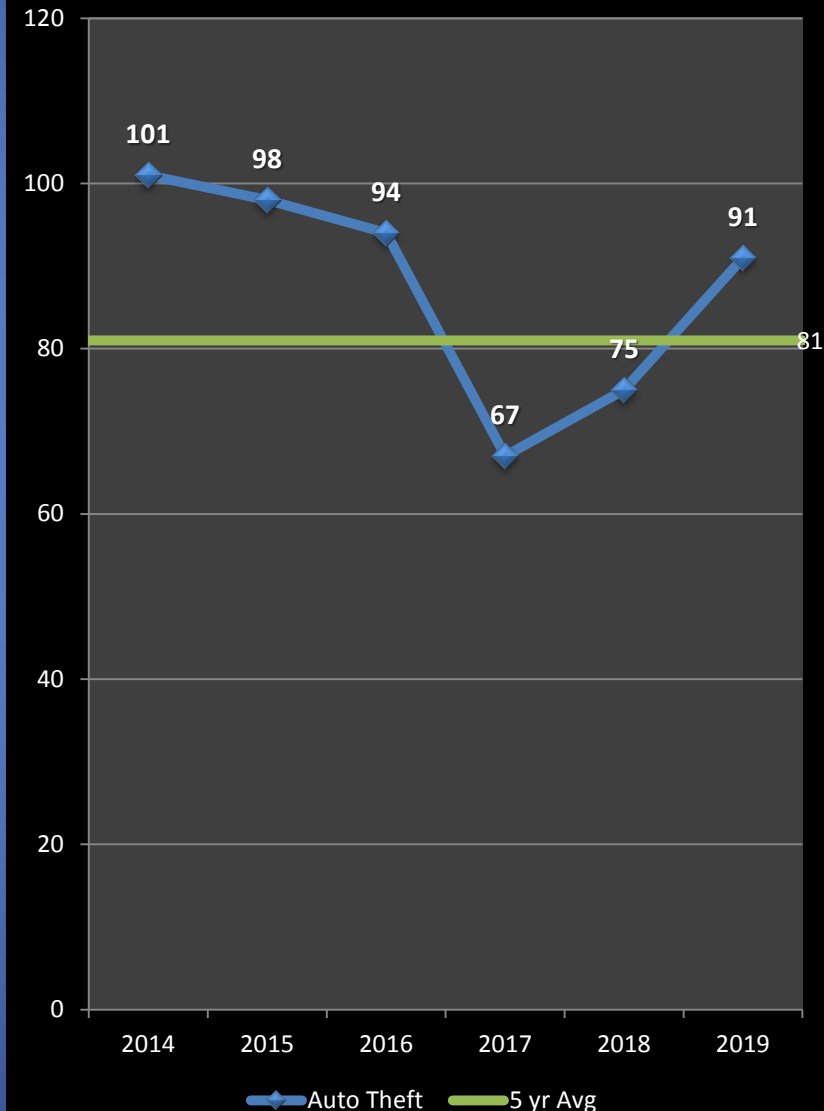
**-18%**

Previous Year

**+21%**

5-Year Average

**+12%**







# Help Prevent Crime

*And keep yourself informed!*

## To receive information from the CPD:

- Sign up with for the **Cambridge Alert Network**, to receive alerts about emerging crime patterns, neighborhood meetings, and crime prevention tips, by visiting [www.CambridgeMa.gov/AlertNetwork](http://www.CambridgeMa.gov/AlertNetwork).
- “Like” the Cambridge Police Department on Facebook at [www.facebook.com/CambridgePolice](http://www.facebook.com/CambridgePolice)
- Follow [@CambridgePolice](https://twitter.com/CambridgePolice) on Twitter.
- Visit our website at [www.CambridgePolice.org](http://www.CambridgePolice.org) for valuable information and reports including the Daily Log and BridgeStat, which is published on the first Friday of every month.
- Download our “MyPD” smartphone app at [www.CambridgePolice.org/MyPD](http://www.CambridgePolice.org/MyPD).

## To Share Information with the CPD:

- Call our Non-Emergency Telephone Number at **617-349-3300**.
  - Every call for service generates a police response, so help drive our resources by reporting things that seem suspicious or out of the ordinary.
- Send an Anonymous TEXT-A-TIP:
  - Send an ANONYMOUS text message to **Tip411 (847411)**. Begin your message with Tip650 and then type your message. You will receive a response from the Cambridge Police with the option to continue communicating. Please remember that this is not a replacement for 9-1-1. **If you witness an emergency situation, please call 9-1-1 immediately.**
- Send an Anonymous Crime Tip E-Mail at [www.CambridgePolice.org/Tips](http://www.CambridgePolice.org/Tips)



# Questions?

- The complete 2018 Cambridge Police Annual Crime Report is available on our website at [www.CambridgePolice.org](http://www.CambridgePolice.org).
- We welcome all questions, comments, and suggestions.
- Please direct your feedback to: [BridgeStat@CambridgePolice.org](mailto:BridgeStat@CambridgePolice.org).
- To review previous editions of BridgeStat, visit our website at [www.CambridgePolice.org/BridgeStat](http://www.CambridgePolice.org/BridgeStat).