



Cambridge Police Department BridgeStat

September 2020

Produced by the Crime Analysis Unit



Part I Total Crime

A review of serious crime statistics for the first three quarters of 2020 reveals a modest increase of 3% in the Part One index total for Cambridge when compared with 2019. Over the first nine months of this year, there were 1,791 serious crimes reported in the City. For the same time period in 2019, the combined total for Murder, Rape, Robbery, Aggravated Assault, Burglary, Larceny & Auto theft was 1,740 incidents, 51 fewer than this year. When measured against the five-year average, relatively no change has been registered, with but six fewer crimes recorded so far this year than the projected total of 1,797 incidents.

Further analysis of the crime totals through September 28th of 2020 indicates that violent crimes dipped 4% so far this year, while property crimes registered a slender 4% upward trend, with 59 additional crimes reported when compared with the same time frame in 2019. There were 48 robberies counted over the first nine months of 2020, nine categorized as commercial and 39 classified as street incidents, pointing to a decrease of six incidents (-11%) when compared with 2019. There has not been a bank robbery in Cambridge since July of 2018. On April 23rd, Jose Bermudez was arrested for the fatal daylight stabbing of a homeless man in Central Square on April 14. Bermudez is being held without bail. This has been the first and only murder in Cambridge since January of 2019.

When monitoring the serious crime totals of September versus the previous month of August of 2020, a 15% plunge in the number of index incidents was measured with 36 fewer crimes counted in the ninth month of this year. The drop from 88 thefts of bicycles in August to 75 in September, and the 77% decrease in auto thefts when compared with the previous month, were the key trends that surfaced. After two quarters of comparative data to analyze the effect that COVID-19 and social distancing are having on the crime rate in our City, the following trends have been identified and remain as persistent problems: larcenies of bicycles (up 55% over the 5-year average), thefts of packages, psychiatric-related calls, an emerging issue involving a surging wave of commercial burglaries (up 78% above 2019), the continued increase in domestic-related calls during September, and a deluge of unemployment frauds that peaked in June, abated during the summer months, and resurfaced during September.

	<u>4 Week Snapshot</u>			<u>Year to Date</u>			<u>Five Year</u>	
	8/4/20 - 8/31/20	9/1/20 - 9/28/20	Change	2019	2020	Change	Avg	Change
Total Violent Crime	27	17	-37%	219	211	-4%	223	-5%
Total Property Crime	210	184	-12%	1521	1580	4%	1574	0%
Total Part I Crime	237	201	-15%	1740	1791	3%	1797	0%



Part I Property Crime

A review of property crime totals for the first three quarters of 2020 indicates a 4% increase when measured against the 2019 totals, with no change registered above the five-year average, with but six crimes above the 1,574 reports forecasted for this time period.

Seven of the major property crime categories registered inclines when measured against the first nine months of 2019, most notably a 54% rise in larcenies from residences. Other property crimes registering upticks when compared with the first three quarters of last year include: commercial breaks (+78%); larceny from motor vehicles (+27%); and larceny of bicycles (+22%). A 12% reduction in property crime was registered from August to September.

	4 Week Snapshot			Year to Date			Five Year	
	8/4/20 - 8/31/20	9/1/20 - 9/28/20	Change	2019	2020	Change	Avg	Change
Burglary	21	14	-33%	113	151	34%	184	-18%
Commercial Break	5	3	-40%	27	48	78%	39	23%
Housebreak	16	11	-31%	86	103	20%	144	-28%
Larceny	176	167	-5%	1318	1363	3%	1308	4%
Larceny (Misc)	6	3	-50%	32	31	-3%	31	0%
Larceny from Building	3	8	167%	166	98	-41%	197	-50%
Larceny from MV	19	25	32%	186	236	27%	208	13%
Larceny from Person	12	9	-25%	124	72	-42%	130	-45%
Larceny from Residence	24	29	21%	177	272	54%	168	62%
Larceny of Bicycle	88	75	-15%	361	441	22%	285	55%
Larceny of Plate	0	2	IN-CALC	17	7	-59%	18	-61%
Larceny of Services	0	0	IN-CALC	12	3	-75%	17	-82%
Shoplifting	24	16	-33%	243	203	-16%	253	-20%
Auto Theft	13	3	-77%	90	66	-27%	82	-20%
Total Property Crime	210	184	-12%	1521	1580	4%	1574	0%



Part I Violent Crime

From January 1st to September 28th, there were 21 violent crimes recorded in Cambridge, eight incidents below last year (-4%) and twelve violent crimes (-5%) below the 223 forecasted for the first nine months of the year.

There were 48 robberies reported over the first three quarters of 2020, nine categorized as commercial and 39 classified as street incidents, pointing to a decrease of six incidents (-11%) when compared with 2019. There has not been a bank robbery in Cambridge since July of 2018. After recording just one rape over the first two months of the year, 19 sexual assaults have been reported since then for a total of 20 (-13%) thus far in 2020. The five-year average for the first nine months of the year translates to 21 rapes forecasted for the first three quarters.

Two robbery patterns have been identified over the first nine months of the year: a series of street robberies of food delivery drivers during February and the identified trend since the first week of May of homeless versus homeless predatory crimes. On April 23rd, Jose Bermudez was arrested for the fatal daylight stabbing of a homeless man in Central Square on April 14. Bermudez is being held without bail. This was the first and only murder in Cambridge since January of 2019.

	<u>4 Week Snapshot</u>			<u>Year to Date</u>			<u>Five Year</u>	
	8/4/20 - 8/31/20	9/1/20 - 9/28/20	Change	2019	2020	Change	Avg	Change
Homicide	0	0	IN-CALC	1	1	0%	1	0%
Rape	5	2	-60%	23	20	-13%	21	-5%
Robbery	3	4	33%	54	48	-11%	64	-25%
Commercial Robbery	1	1	0%	8	9	13%	20	-55%
Street Robbery	2	3	50%	46	39	-15%	44	-11%
Aggravated Assault	19	11	-42%	141	142	1%	137	4%
Total Violent Crime	27	17	-37%	219	211	-4%	223	-5%



MURDER

No Patterns

- On April 23 of 2020, Jose Bermudez was arrested for the fatal daylight stabbing of a homeless man in Central Square on April 14. Bermudez is being held without bail. This was the first and only murder in Cambridge since January of 2019.
- There was one murder recorded in Cambridge in 2019. The Middlesex District Attorney's Office and the Cambridge Police are asking for the public's assistance regarding the ongoing investigation into the fatal incident that occurred in the New Street area of Danehy Park around 6:30PM on the night of January 2nd, 2019. This incident is being investigated as a homicide. The preliminary investigation suggests that the victim, 60-year-old Paul Wilson, died as a result of blunt force trauma and that robbery does not appear to have been the motive.
- On July 22, 2018, 15-year-old Richelle Robinson of Cambridge died following an assault in which she was shoved to the ground on Cambridge Street. The Office of the Chief Medical Examiner later ruled the cause of death to be blunt force trauma. On July 30, 2019, following an investigation by the Cambridge Police Department, the Massachusetts State Police, and the Middlesex District Attorney's Office, Isaias Plaza (4/7/00, homeless) was arraigned on charges of manslaughter and assault and battery causing serious bodily injury in connection with Robinson's death.
- For the 30-year period between 1960 and 1989, the City of Cambridge averaged slightly less than five murders per year. The annual average since 1990 has fallen to approximately two per year.

Percent Change*

Last 4 Weeks

In-Calc

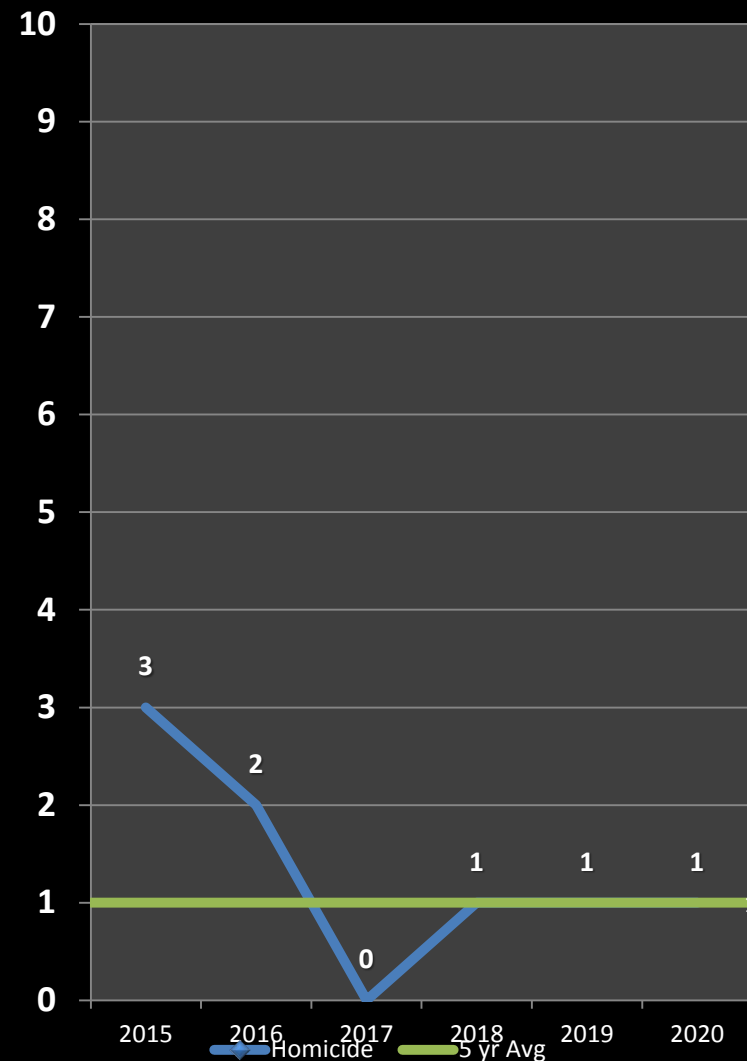
Previous Year

0%

5-Year Average

0%

*IN -CAL: Percentages are not calculated for numbers so small as to present a statistically misleading percentage.





Unsolved Murders: 1999 to 2019

Colin Burton, 30, of Dorchester, was shot and killed outside of Hi - Fi Pizza on Mass Ave in Central Square on September 18th, 1999. Burton was talking with the occupants of a Ford Explorer when the subject in the passenger seat fired through the window. Two suspects fled the scene. The case remains under active investigation.




September 18, 1999, Mass Ave



April 5, 2002, Mass Ave

Ian Gray, 19, of Mattapan, was in an argument outside of the Rhythm & Spice restaurant that spilled out onto Mass Ave. A suspect that had left the scene returned with a group of people and a fight ensued. A knife was produced during the altercation and four gunshots were fired, fatally wounding Gray. This case remains open.

On June 17th, 2002 at 7:00PM, **Ricardo Williams**, 27, of Malden, was found in the driver's seat of a motor vehicle suffering from a gunshot wound to his face. Williams was taken to CCH where he was pronounced dead. This case remains open.



June 17, 2002, Windsor St.



June 16, 2009, Rindge Ave

Jason Ellcock, 33, of Malden, formerly of Cambridge and father of three, was found with multiple gunshot wounds in front of the driveway to 364 Rindge Ave at 3:05 AM on the night of June 16th, 2009. He was pronounced dead at the scene. This incident remains under investigation.

****Anyone with information about these crimes is asked to contact CPD at 617-349-3370.****



Unsolved Murders: 1999 to 2019


Cambridge Police BridgeStat



March 12, 2011, Brookline St.

James Lauture, 30, of Cambridge, was sitting in a vehicle near Brookline and Watson Streets just after midnight on Saturday, March 12th, 2011, when an unknown gunman opened fire. The occupants in the car were able to drive to Central Square. Lauture died from multiple gunshot wounds. The other man in the vehicle survived. This case remains open.

On June 3rd, 2012, **Charlene Holmes**, 16, of Cambridge, was shot while sitting on a porch on Willow St. She later succumbed to her wounds at the hospital. The investigation into this incident remains active, but no arrests have been made to date.



June 3, 2012, Willow St



July 3, 2014, Windsor Street.

On July 3rd, 2014, at 10:00 PM, **Kensley David**, 22, suffered a single gunshot wound to the head while on Windsor Street. Investigators believe that the incident was not random. This case remains under investigation.

The first murder of 2016 in Cambridge occurred on the night of March 22nd when **Armando Hernandez Jr**, 30, of Belmont was killed by gunfire on Mt. Auburn St just before 10 PM. Area residents said they heard 10 or 11 gunshots. A second victim was hospitalized with a leg wound. This case remains under investigation.



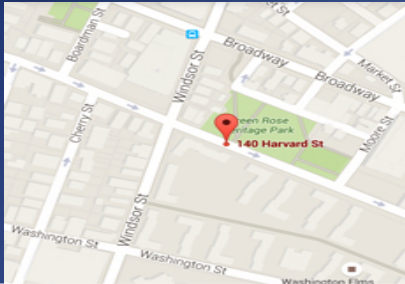
March 22, 2016, Mt Auburn St

Anyone with information about these crimes is asked to contact CPD at 617-349-3370.



Unsolved Murders: 1999 to 2019

Cambridge Police BridgeStat



June 25, 2016, 140 Harvard St.

On June 25th of 2016, Cambridge Police responded to a report of a shooting outside of 140 Harvard Street. Arriving officers discovered the victim, **Anthony Clay**, 49, of Cambridge suffering from a gunshot wound. The victim was transported to Massachusetts General Hospital where he was pronounced dead. This case remains under investigation.

At 3:40 a.m. on October 14, 2017, **Ednilson DaCosta**, 28, of Dorchester, was shot in a motor vehicle in the area of Windsor Street & Evereteze Way. He was pronounced deceased at a local hospital. Minutes later, another male was shot and killed in Somerville. On November 3, 2017, Tony Harris, 28, of Everett, was arrested for the Somerville homicide, but the murder of Ednilson DaCosta remains under investigation.



October 14, 2017, Windsor St.



January 2nd, 2019, Danahy Park

Around 6:30PM on the night of January 2nd, 2019, a fatal incident occurred in the New Street area of Danahy Park. This incident was classified as a homicide. The investigation suggests that the victim, 60-year-old **Paul Wilson**, died as a result of blunt force trauma and that robbery does not appear to have been the motive. This case remains under investigation.

Anyone with information about these crimes is asked to contact CPD at 617-349-3370.



RAPE

No Patterns

- Twenty–three rapes were recorded during the first three quarters of 2019, and that number has fallen to 20 sexual assaults for the first nine months of this year through September 28th.
- The breakdown of sexual assaults so far in 2020 indicates that five of these incidents have been categorized as domestic situations, ten were classified as acquaintance assaults, two were contact crimes reported over the summer, and there have been three blitz scenarios recorded, one of which was an incident in the Alewife section of the City that remains under investigation.
- Given the tendency for rape statistics to fluctuate each year, projecting future totals is a risky business at best. The actual number of stranger-to-stranger rapes each year in Cambridge—between one and five—remains extremely low.

Percent Change*

Last 4 Weeks

-60%

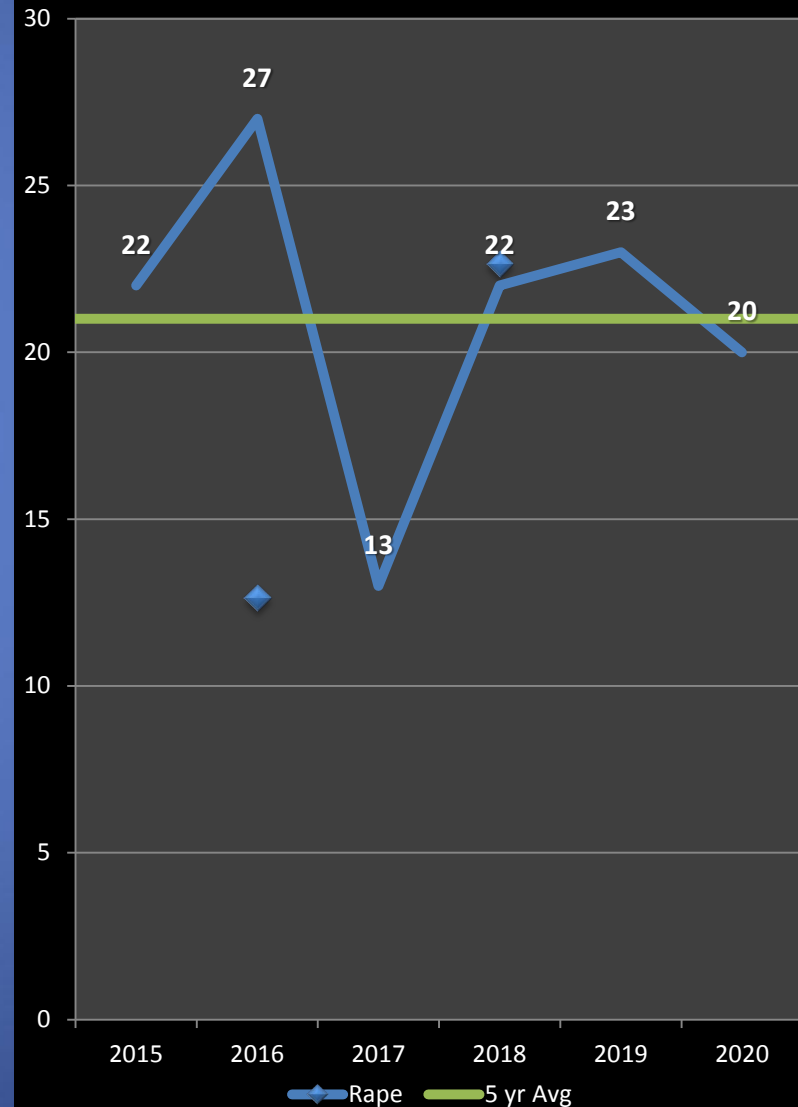
Previous Year

-13%

5-Year Average

-5%

*IN -CAL: Percentages are not calculated for numbers so small as to present a statistically misleading percentage.





AGGRAVATED ASSAULT

No Patterns

- The aggravated assault total for the first three quarters 2020 is one incident (+1%) above the total for the same time period in 2019. The 142 aggravated assaults reported over the first nine months of the year is five crimes (+4%) above the 137 incidents forecasted for the five-year average.
- The 142 aggravated assaults reported through September 28th of 2020 were composed of the following classifications: 36 domestic altercations; 28 unprovoked scenarios; 27 homeless assaults; 17 altercations between acquaintances, 12 affrays, 7 road rage incidents, 4 workplace assaults; 4 juvenile fights, 3 between a shop owner and patron, 2 assaults against police officers, and 2 incidents involving neighbors.
- **There were four reports of shots fired through the first nine months of 2020. Through the same time period in 2019, there were seven shots fired incidents without injury and one shooting with a non-fatal injury.**
- There has been a notable increase (+9%) in homeless related assaults in 2020 compared to last year. Fifteen of the 27 homeless assaults during the first nine months of the year were concentrated in and around the periphery of Central Square. Thirteen of those occurred since the start of the COVID-19 period in mid-March.
- Aggravated assaults categorized as domestic in nature have increased by 25% from 28 to 35 incidents when compared with the first three quarters of 2019.

Percent Change

Last 4 Weeks

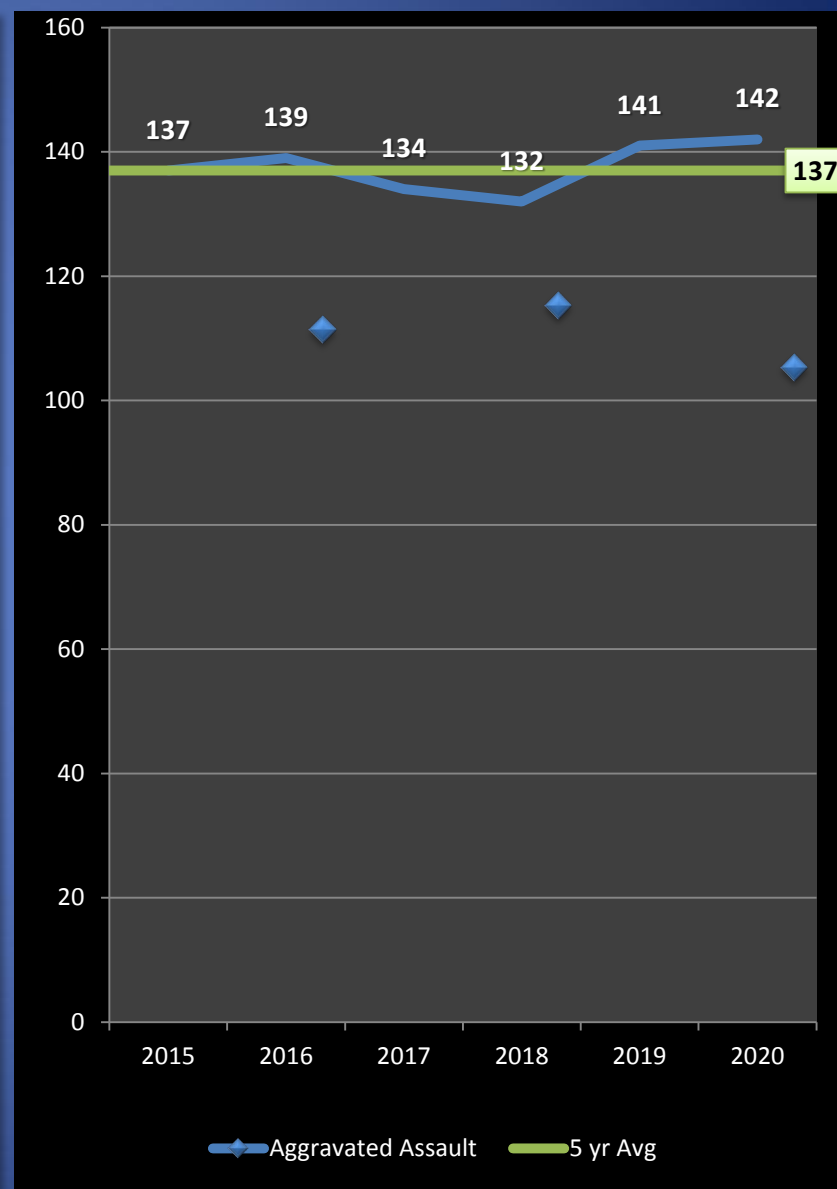
-42%

Previous Year

+1%

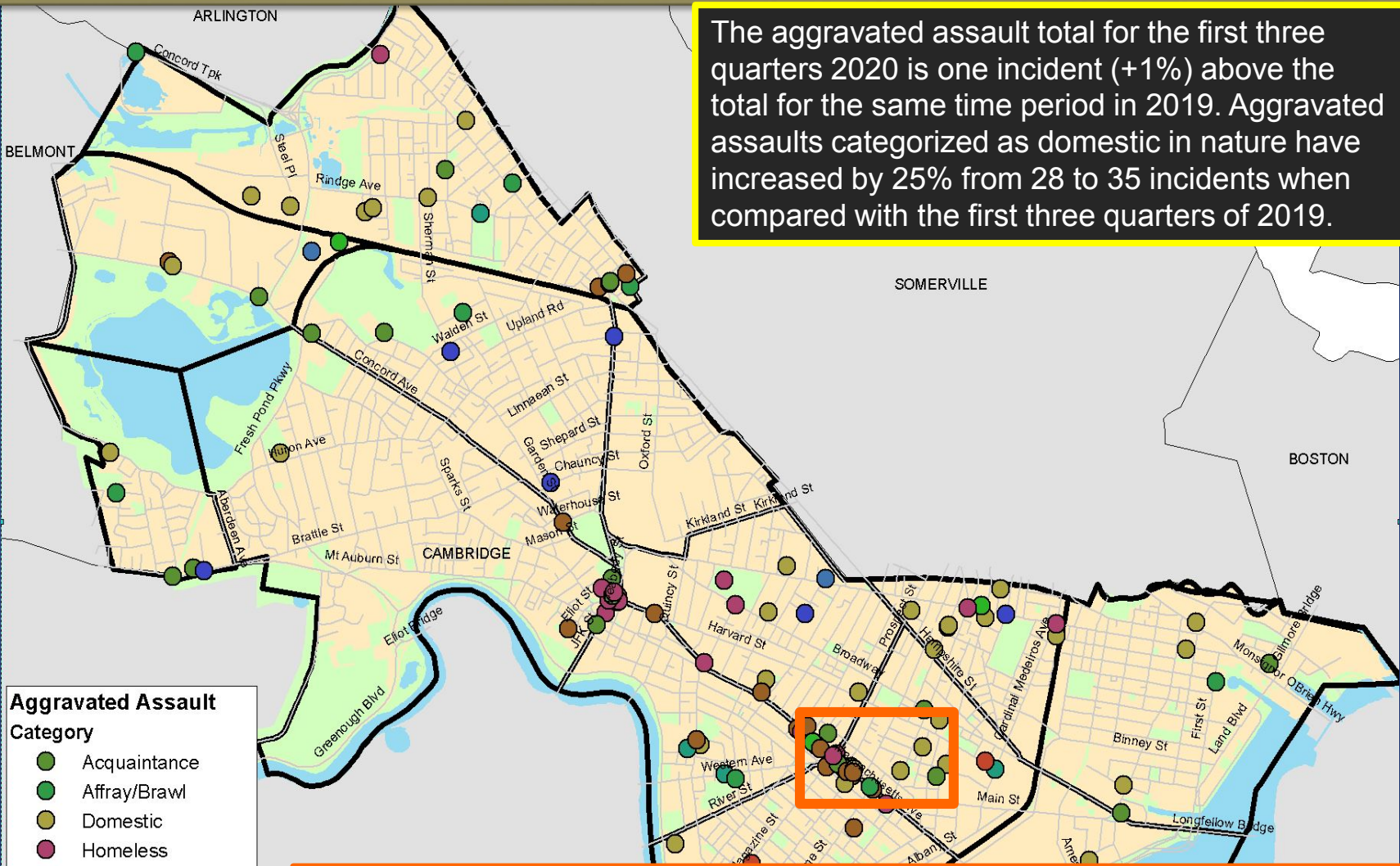
5-Year Average

+4%





Geographic Breakdown of Aggravated Assaults: 1.1.20 to 9.28.20



The aggravated assault total for the first three quarters 2020 is one incident (+1%) above the total for the same time period in 2019. Aggravated assaults categorized as domestic in nature have increased by 25% from 28 to 35 incidents when compared with the first three quarters of 2019.

- Aggravated Assault Category**
- Acquaintance
 - Affray/Brawl
 - Domestic
 - Homeless
 - Juvenile/Gang
 - Landlord/Neighbor
 - Police Officer
 - Shop Owner/Patron
 - Traffic Parking
 - Unprovoked
 - Workplace

There has been a sharp increase (+9%) in homeless related assaults in 2020 compared to last year. Fifteen of the 27 homeless assaults during the first nine months of the year were concentrated in and around the periphery of Central Square. Thirteen of those incidents were recorded since the start of the COVID-19 period in mid-March.

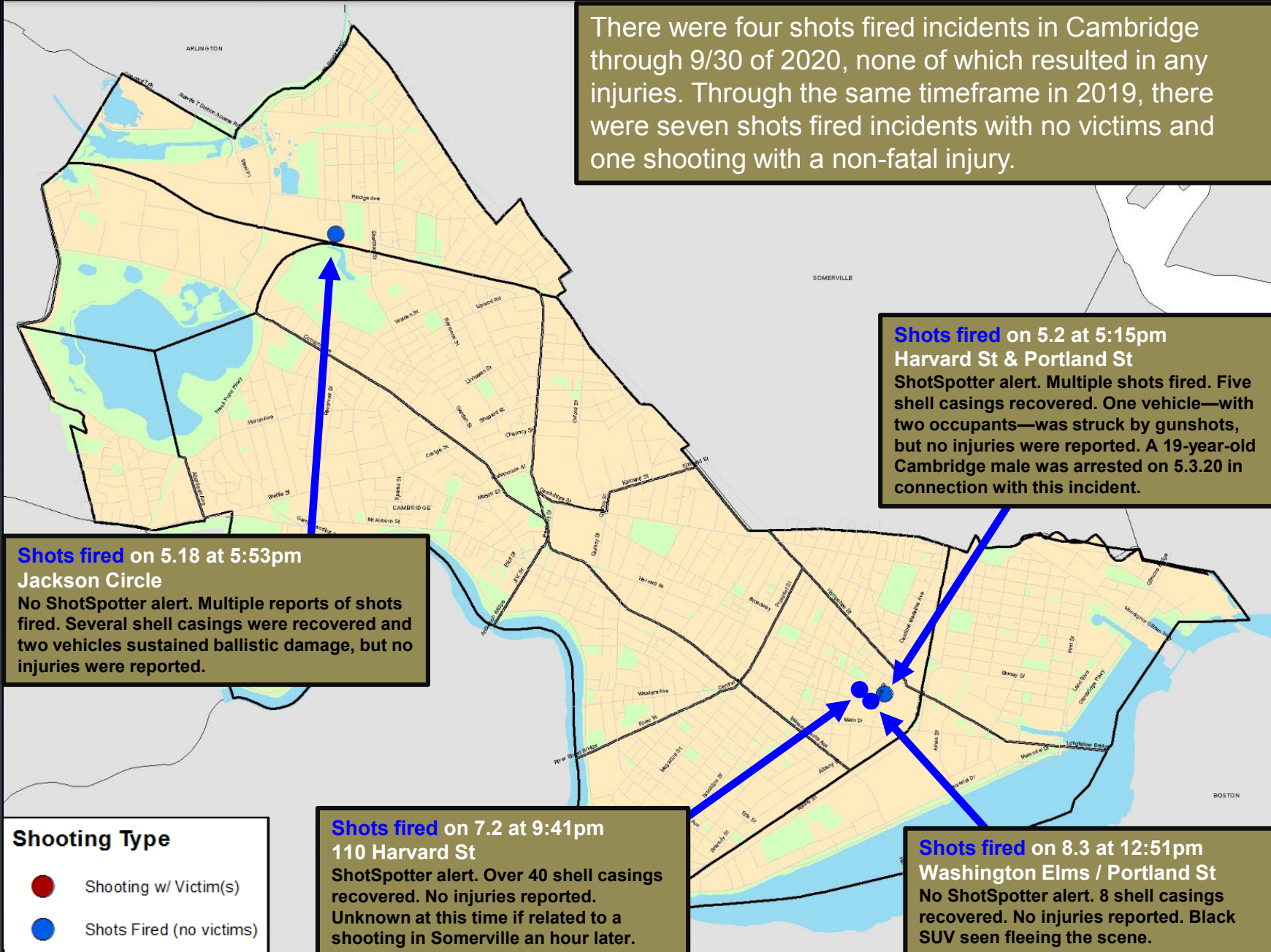


Shootings & Shots Fired in Cambridge: 1.1.20 – 9.28.20

Cambridge Police BridgeStat

August 2020

There were four shots fired incidents in Cambridge through 9/30 of 2020, none of which resulted in any injuries. Through the same timeframe in 2019, there were seven shots fired incidents with no victims and one shooting with a non-fatal injury.



Shooting Type

- Shooting w/ Victim(s)
- Shots Fired (no victims)



Robbery

No Patterns

- The five-year average for overall robbery in Cambridge for the first three quarters of the year is 64 incidents. The total for the first nine month of 2020 was 48 crimes, 16 (-25%) below the number forecast for that time period. Over the first 39 weeks of 2020, the 48 robberies that were recorded translate to a 11% dip below the 54 robberies counted for the first nine months of 2019.
- Despite the fact that commercial robberies have increased from eight crimes for the first three quarters of 2019 to nine through September 28th of 2020, this should be weighed against the statistics that last year's total of commercial robberies represented the lowest total for this crime in 50 years. For the first time in recent memory, there has not been a bank robbery committed in Cambridge in over 25 months, and only two commercial robberies have been reported in the past three months.
- Over the first nine months of 2020, there have been 39 street robberies, seven fewer incidents (-15%) than in the same time period last year. The decline for this crime was accomplished despite a series of street robberies of food delivery drivers, which resulted in the identification of a pair of local juveniles during February, and a second set of incidents with homeless versus homeless predatory crimes during the first week of May.
- Street robbery increased by one incident from two incidents in August of this year to three crimes in September of 2020. All of these crime were unarmed late night robberies with no geographical concentration identified.

Percent Change

Last 4 Weeks

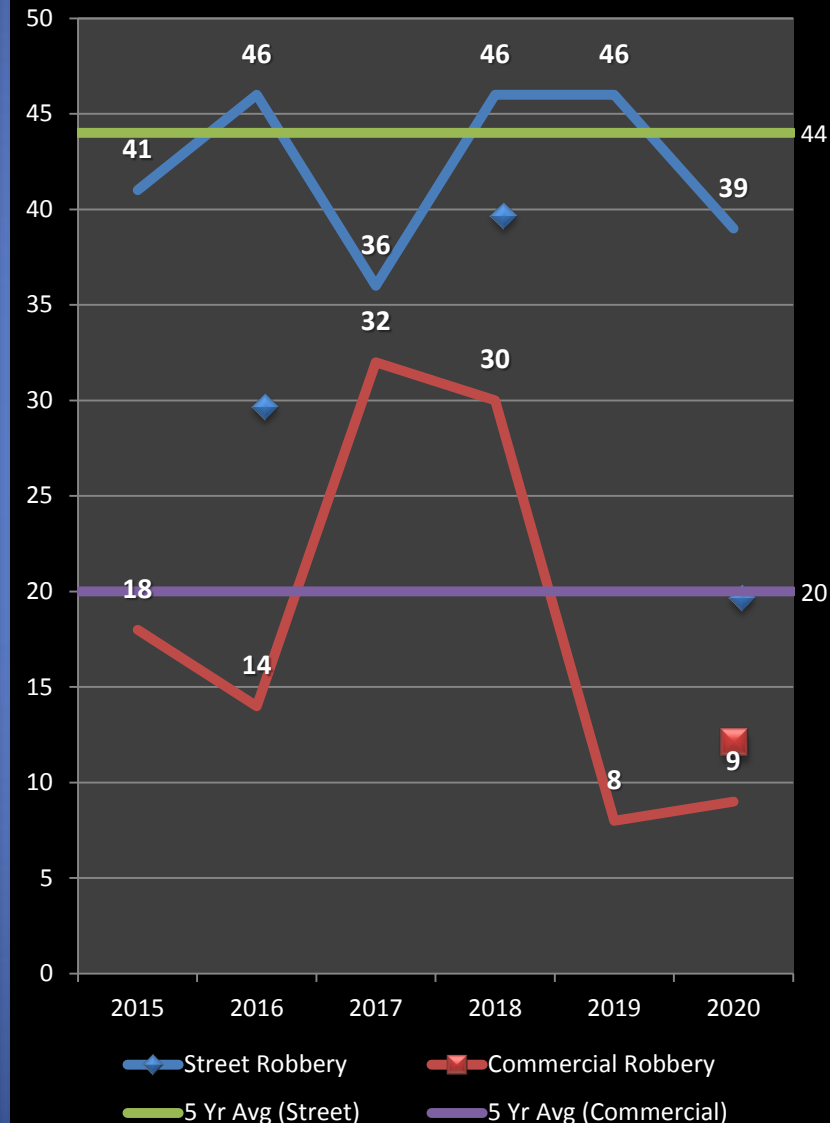
+33%

Previous Year

-11%

5-Year Average

-25%

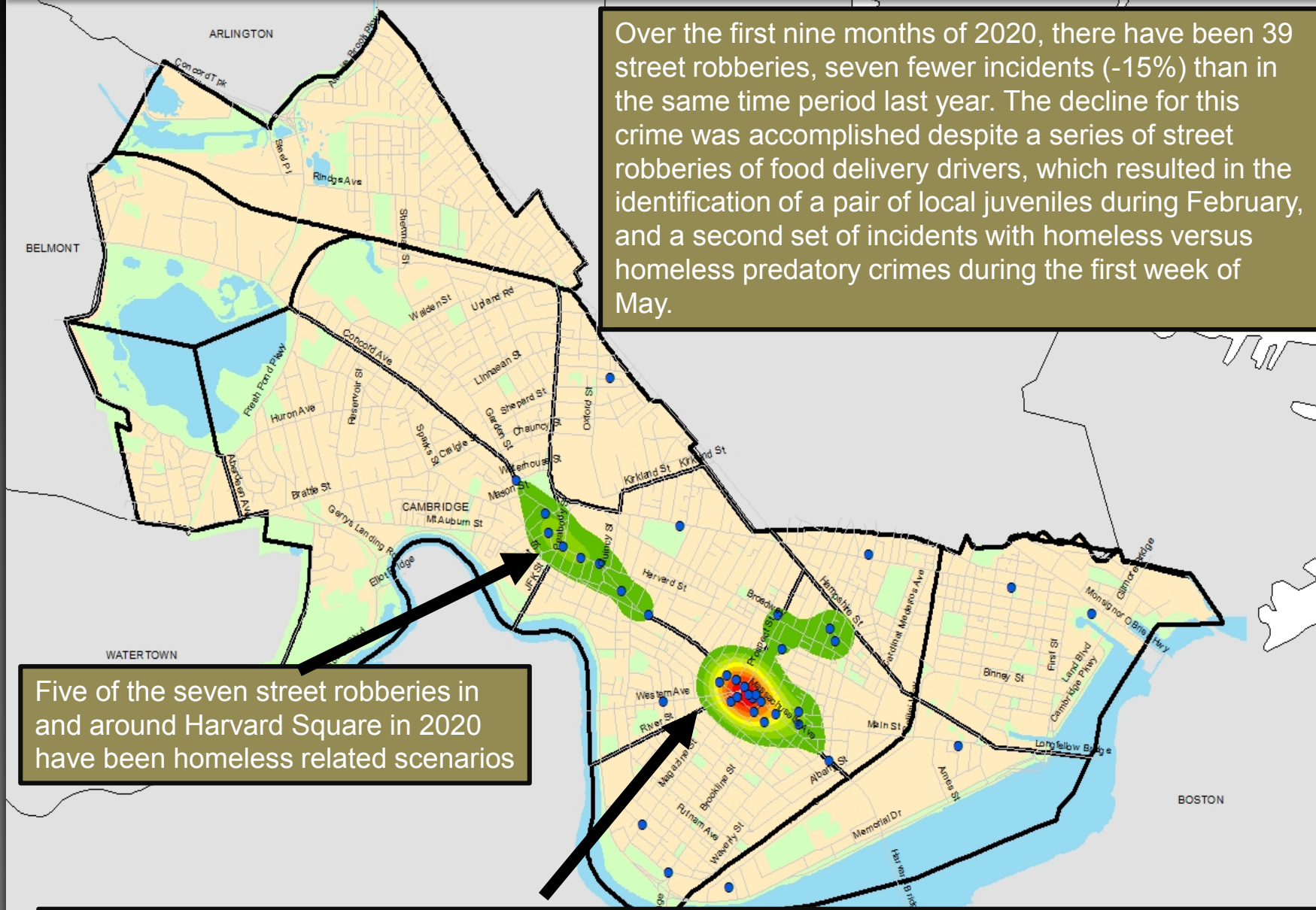




Geographic Breakdown of Street Robberies: 1.1.20 to 9.28.20

Cambridge Police BridgeStat

Over the first nine months of 2020, there have been 39 street robberies, seven fewer incidents (-15%) than in the same time period last year. The decline for this crime was accomplished despite a series of street robberies of food delivery drivers, which resulted in the identification of a pair of local juveniles during February, and a second set of incidents with homeless versus homeless predatory crimes during the first week of May.



Five of the seven street robberies in and around Harvard Square in 2020 have been homeless related scenarios

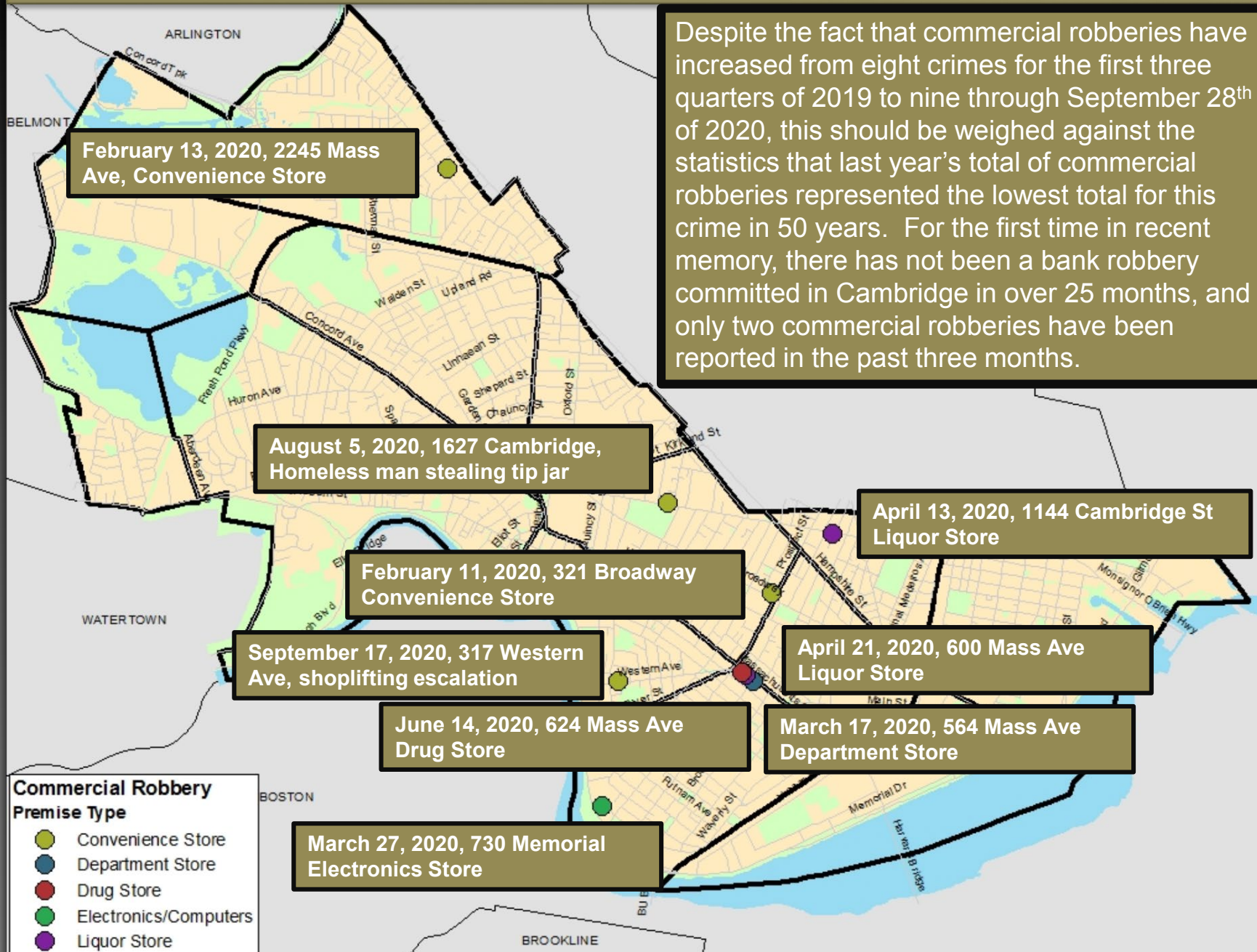
Street robberies in Central Square during the first three quarters of 2020: There have been 18 street robberies in this area so far in 2020 representing 46% percent of the Citywide total this year..



Geographic Breakdown of Commercial Robberies: 1.1.20 to 9.28.20

Cambridge Police BridgeStat

Despite the fact that commercial robberies have increased from eight crimes for the first three quarters of 2019 to nine through September 28th of 2020, this should be weighed against the statistics that last year's total of commercial robberies represented the lowest total for this crime in 50 years. For the first time in recent memory, there has not been a bank robbery committed in Cambridge in over 25 months, and only two commercial robberies have been reported in the past three months.



- Commercial Robbery
Premise Type**
- Convenience Store
 - Department Store
 - Drug Store
 - Electronics/Computers
 - Liquor Store



Burglary

No Patterns

- The property index crime of burglary, the combination of residential and commercial breaks, has recorded a significant increase of 34% above the first three quarters of last year. There was a historically low total of 113 incidents registered for the first nine months of 2019. When measured versus the five-year average of 184 burglaries, the total of 151 incidents in 2020 points to a 33-incident decrease (-18%) below the forecasted number for this time frame.
- Since the start of the COVID-19 period, the crime of commercial burglary has been on the rise. With the majority of commercial breaks in the past nine months concentrated around Harvard Square and Alewife, with restaurants being a prime target, a 78% increase for the first three quarters of 2020 has been registered.
- Currently, there are no housebreak patterns in Cambridge. However, when compared with last year's near historically low total of 86 incidents for the first nine months of the year, a measurable 20% increase has been accrued with 17 additional crimes reported. Sixty-nine of the 103 housebreaks counted in 2020 have been in the lower-half of the City, east of Harvard Square.
- Over the first three weeks of January, a housebreak and larceny series surfaced in the lower half of Cambridge. The majority of these incidents were occurring overnight into unlocked homes and sheds with bicycles the main target of a group of homeless suspects. Arrests were made for receiving stolen property and the pattern slowed, but sporadic incidents persisted over the third quarter.

Percent Change

Last 4 Weeks

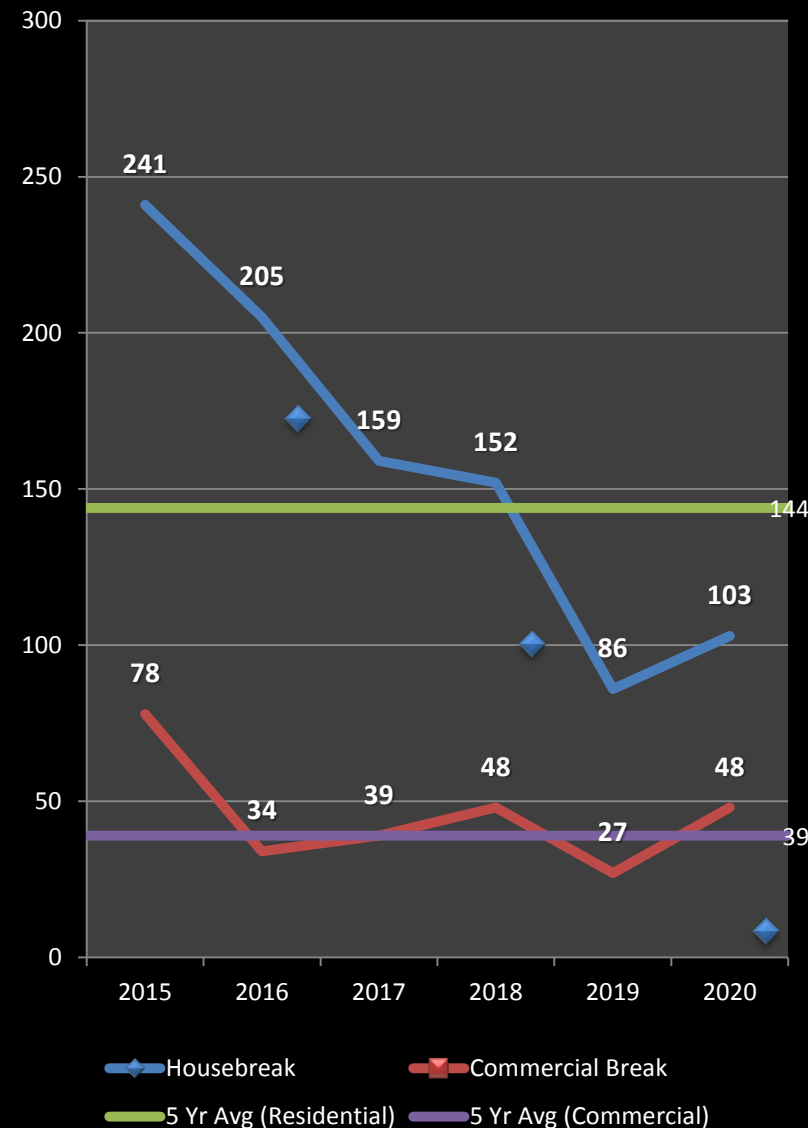
-33%

Previous Year

+34%

5-Year Average

-18%



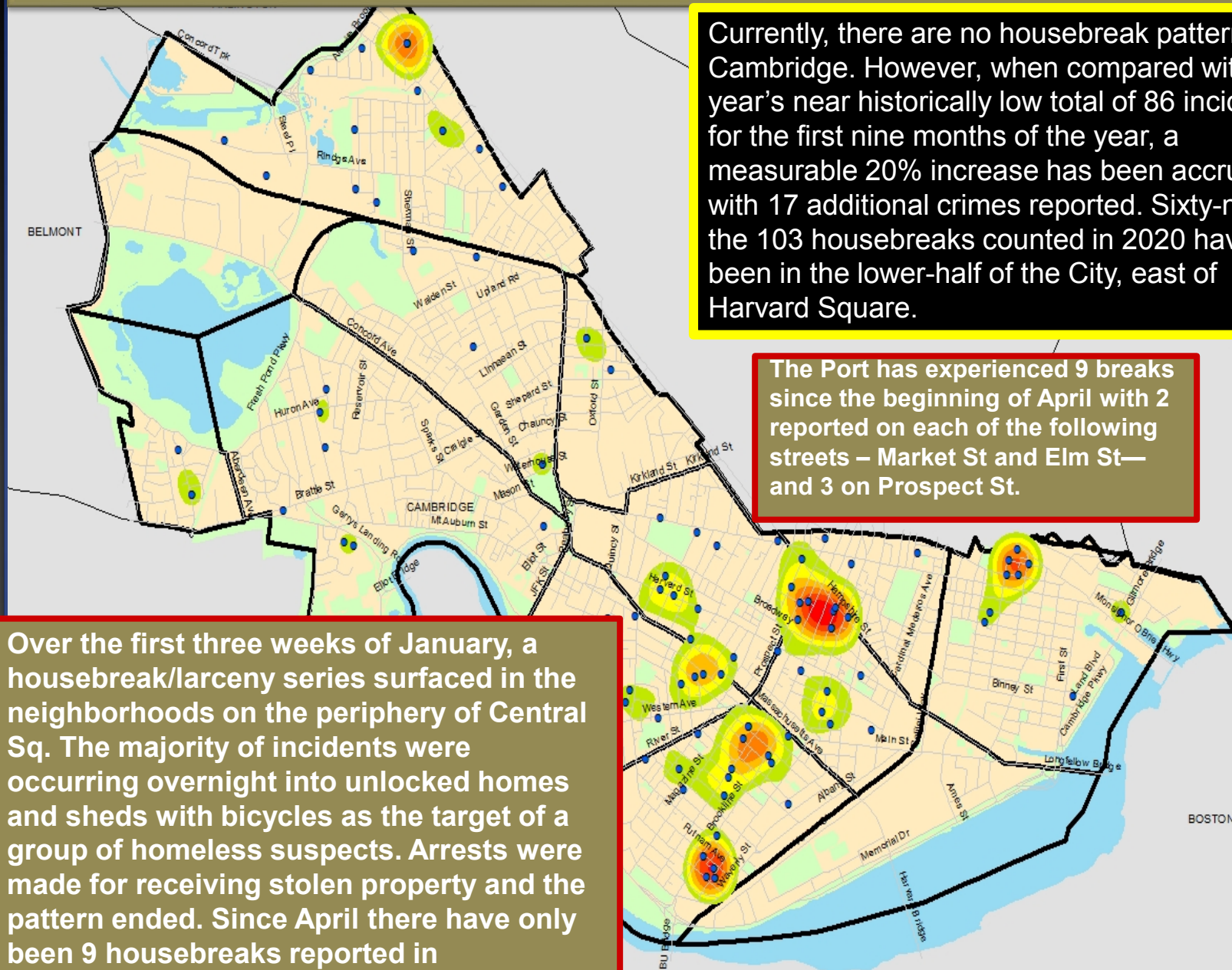


Geographic Breakdown of Housebreaks: 1.1.20 to 9.28.20

Currently, there are no housebreak patterns in Cambridge. However, when compared with last year's near historically low total of 86 incidents for the first nine months of the year, a measurable 20% increase has been accrued with 17 additional crimes reported. Sixty-nine of the 103 housebreaks counted in 2020 have been in the lower-half of the City, east of Harvard Square.

The Port has experienced 9 breaks since the beginning of April with 2 reported on each of the following streets – Market St and Elm St— and 3 on Prospect St.

Over the first three weeks of January, a housebreak/larceny series surfaced in the neighborhoods on the periphery of Central Sq. The majority of incidents were occurring overnight into unlocked homes and sheds with bicycles as the target of a group of homeless suspects. Arrests were made for receiving stolen property and the pattern ended. Since April there have only been 9 housebreaks reported in Cambridgeport and 5 in Riverside.



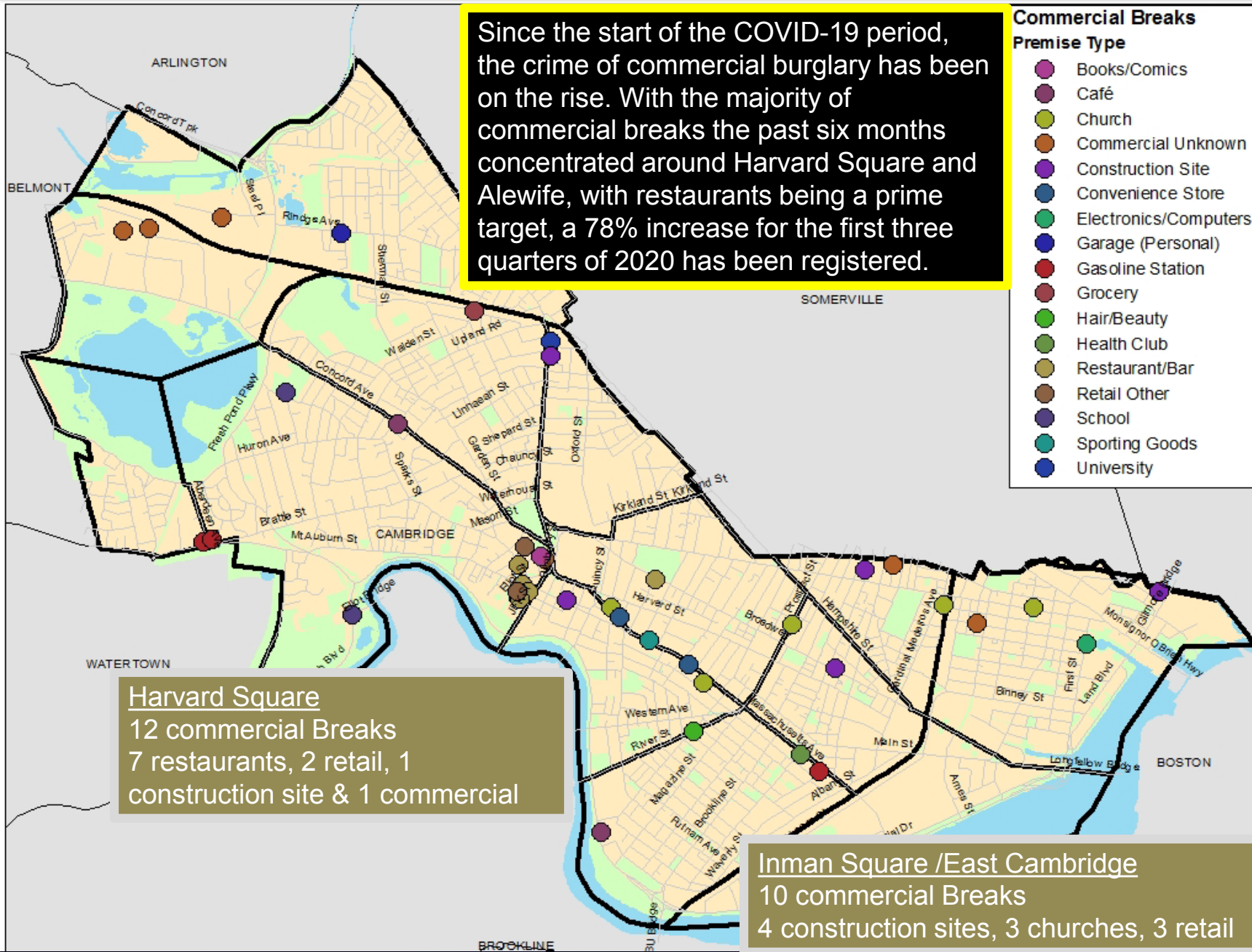


Geographic Breakdown of Commercial Breaks: 1.1.20 to 9.28.20

Since the start of the COVID-19 period, the crime of commercial burglary has been on the rise. With the majority of commercial breaks the past six months concentrated around Harvard Square and Alewife, with restaurants being a prime target, a 78% increase for the first three quarters of 2020 has been registered.

Commercial Breaks Premise Type

- Books/Comics
- Café
- Church
- Commercial Unknown
- Construction Site
- Convenience Store
- Electronics/Computers
- Garage (Personal)
- Gasoline Station
- Grocery
- Hair/Beauty
- Health Club
- Restaurant/Bar
- Retail Other
- School
- Sporting Goods
- University



Harvard Square
12 commercial Breaks
7 restaurants, 2 retail, 1 construction site & 1 commercial

Inman Square /East Cambridge
10 commercial Breaks
4 construction sites, 3 churches, 3 retail



LARCENY

No Patterns

- **Overall larceny for the first half of 2020 registered at 45 incidents (3%) above the same time frame in 2019.** The total of 1,363 larcenies reported year-to-date in 2020 is also 4% above the 5-year average of 1,308 incidents through 9/28.
- **There were 236 larcenies from MVs reported through September 28, 2020, 50 incidents above the number reported during the same time frame in 2019.** This property crime is also up 13% above the 5-year average of 208.
- **Through the first nine months of 2020, there have been 72 larcenies from the person reported in Cambridge, down 52 incidents (42%) below the same time in 2019.** Central Square has seen the most activity with 34 incidents.
- **There have been 98 larcenies from buildings reported through 9/28 of 2020.** This is 68 incidents (41%) below the same time frame in 2019 and 99 incidents (50%) below the 5-year average. Thefts from lockers at local gyms were one of the most problematic categories for this type of larceny in 2019 and this remained a problem in early 2020 with 9. However, with gyms and public buildings closed for a few months during the pandemic, it is no surprise that this category has plummeted.
- **Larcenies from residences are up 54% (95 incidents) through the first nine months of 2020 when compared with the same time in 2019.** Package thefts have made up the majority of this crime type in recent years and have remained higher than average in 2020 likely due to the high volume of deliveries during the pandemic, accounting for 73%, or 199 out of the 272 larcenies from residences.
- **Larceny of bicycle numbers continue to rise in 2020 with 80 more bike thefts reported so far in 2020 than the same time in 2019 (up 22%).** Bike thefts are also up a substantial 55% (156 thefts) over the five-year average. Cambridgeport has seen the most bike thefts year-to-date with 84 incidents (19% of the citywide total of 441).

Percent Change

Last 4 Weeks

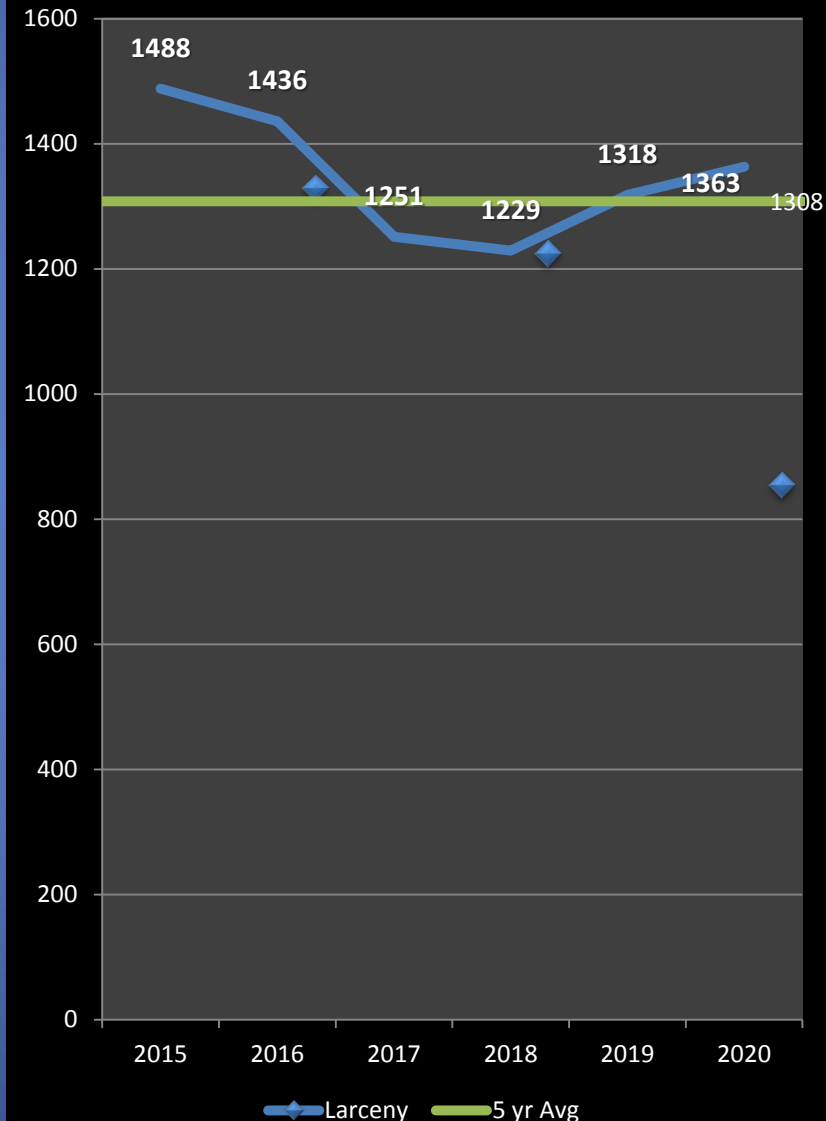
-5%

Previous Year

+3%

5-Year Average

+4%





LARCENY From MV

No Patterns

- The larceny from motor vehicle total for the first nine months of 2020 is 236 incidents, which is 27% above the total for the same time period in 2019. The 236 thefts from cars reported over the first three quarters of the year indicate an increase of 28 incidents (+13%) above the number forecasted through the first 39 weeks of 2020. This upsurge should be tempered by the fact that the numbers through the first three quarters for this crime in Cambridge were at historic lows in 2017 and 2018.
- The neighborhoods with the highest larceny from motor vehicle totals so far in 2020 are: Cambridgeport (34); Port (31); and East Cambridge (28). The neighborhoods with the lowest totals through the first nine months of this year are: Highlands (6), Agassiz (8) and Strawberry Hill (10).
- At least 21 cars were broken into in The Port neighborhood overnight on 6/23 – 6/24. Car windows were smashed and glove boxes/center consoles rifled through. Very little was stolen besides loose change, a registration, and a speaker. Incidents were reported on Fiske Place, Columbia, Harvard, Norfolk, Pine, Portsmouth, School, Suffolk, Washington, & Worcester Streets in The Port, and Webster Ave in Inman. The suspect was on a bike and arrived from Windsor Street using a “slim Jim” type tool and breaking the passenger side windows of the vehicles. These calls remain under investigation.
- Over the first two weeks of January, there were six scattered and unrelated larcenies from motor vehicles reported in the City. Over the final 14 days of the month, distinct clusters of activity formed in the Agassiz and North Cambridge neighborhoods. Two arrests since 1.27.20 in these activity areas stopped this series.

Percent Change

Last 4 Weeks

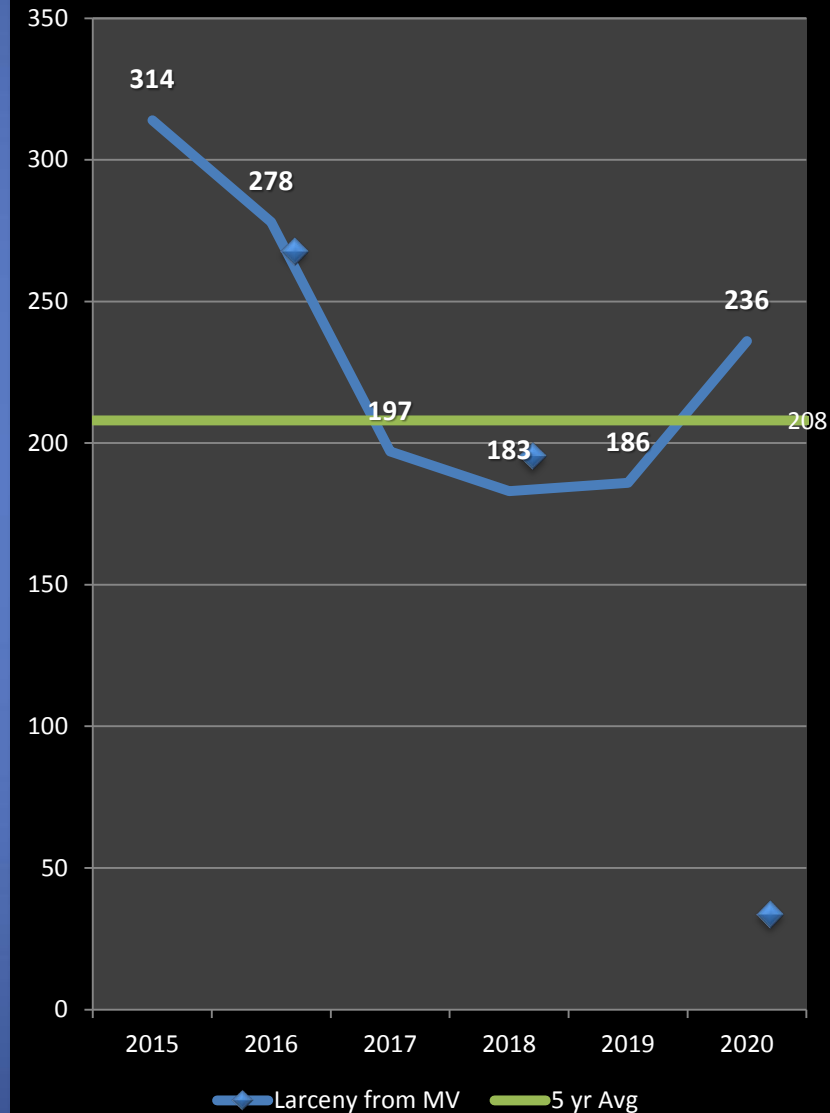
+32%

Previous Year

+27%

5-Year Average

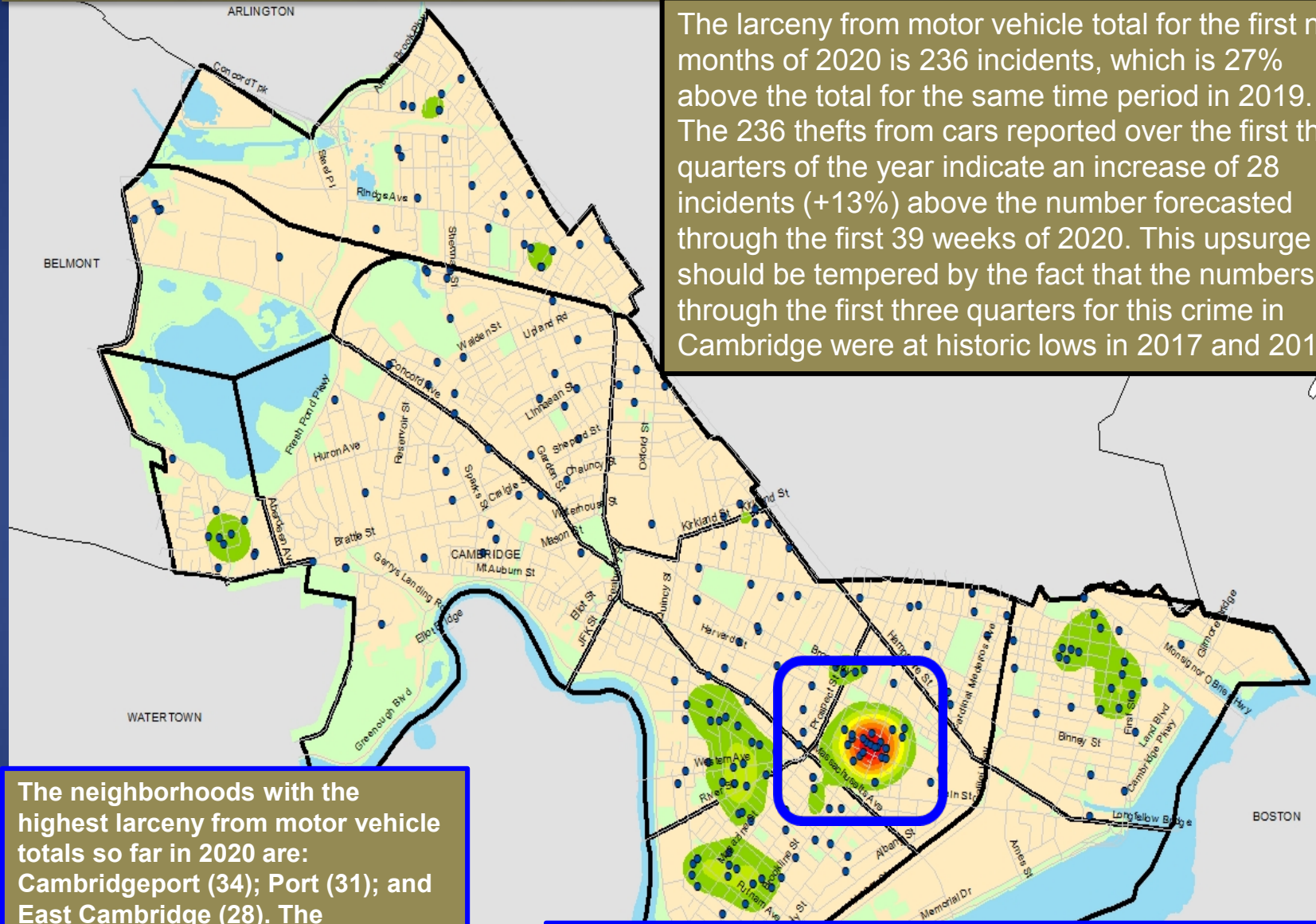
+13%





Geographic Breakdown of Larceny from Motor Vehicles: 1.1.20 – 9.28.20

The larceny from motor vehicle total for the first nine months of 2020 is 236 incidents, which is 27% above the total for the same time period in 2019. The 236 thefts from cars reported over the first three quarters of the year indicate an increase of 28 incidents (+13%) above the number forecasted through the first 39 weeks of 2020. This upsurge should be tempered by the fact that the numbers through the first three quarters for this crime in Cambridge were at historic lows in 2017 and 2018.



The neighborhoods with the highest larceny from motor vehicle totals so far in 2020 are: Cambridgeport (34); Port (31); and East Cambridge (28). The neighborhoods with the lowest totals through the first nine months of this year are: Highlands (6), Agassiz (8) and Strawberry Hill (10).

At least 25 cars were broken into in The Port neighborhood overnight on 6/23 – 6/24. Car windows were smashed and glove boxes/center consoles rifled through. Very little actually stolen besides loose change, a registration, and a speaker.



LARCENY from Person

No Patterns

- Through the first nine months of 2020, there have been 72 larcenies from the person reported in Cambridge, down significantly by 52 incidents (-42%) compared to the same time period in 2019. When compared to the 5-year average, there has been a decrease of 58 incidents (-45%).
- Central Square has seen the most activity this year with 34 incidents, followed by Harvard Square with 12. These numbers are considerably lower than we would normally expect because people have not been out at restaurants or shopping due to the pandemic. The higher number in Central Square is mainly due to grab-and-run situations or incidents that involve homeless individuals whose property may have been stolen while they were asleep or otherwise distracted. Only 46 incidents have been reported citywide since the beginning of April. In comparison, last year there were 90 larcenies from persons from 4/1/19- 9/28/19.
- The most common situation in which property has been stolen thus far in 2020 has involved the theft of close but unattended property (32), followed by pocket-picking (14).
- A suspect was stopped on 6.20.20 after a male stole a wallet from the table where the victim was dining outside in Central Square.

Percent Change

Last 4 Weeks

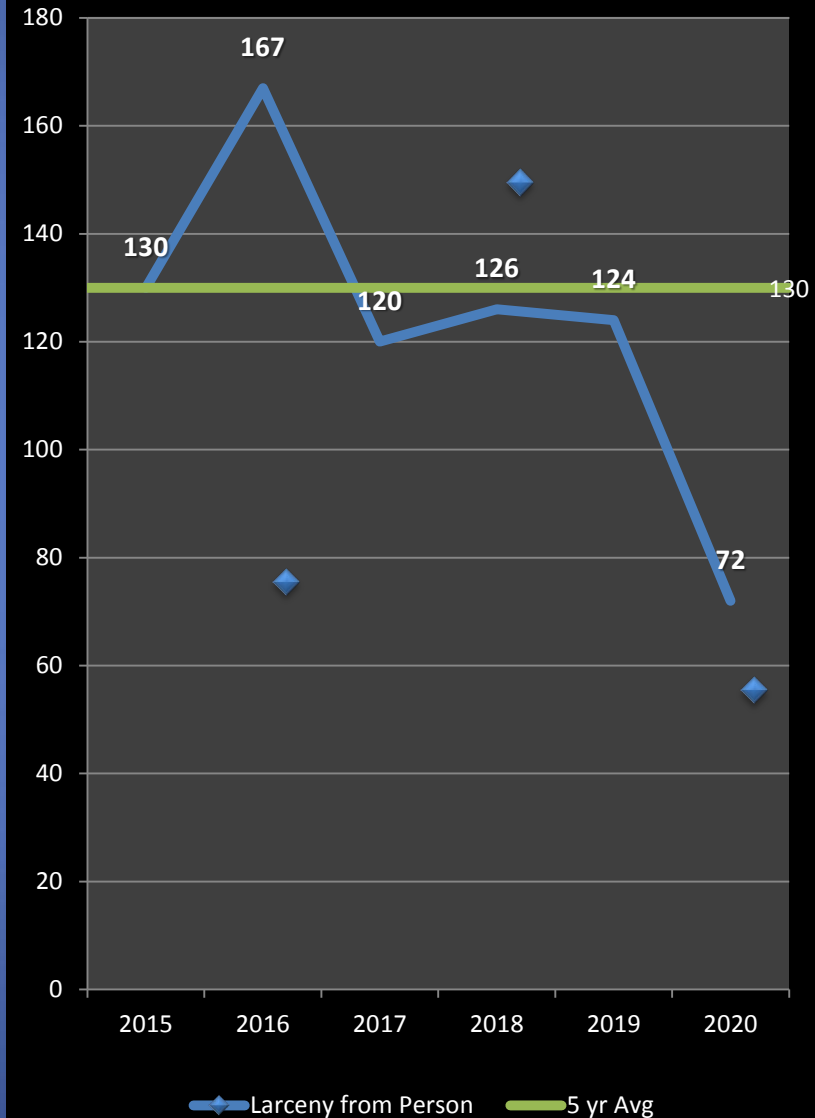
-25%

Previous Year

-42%

5-Year Average

-45%





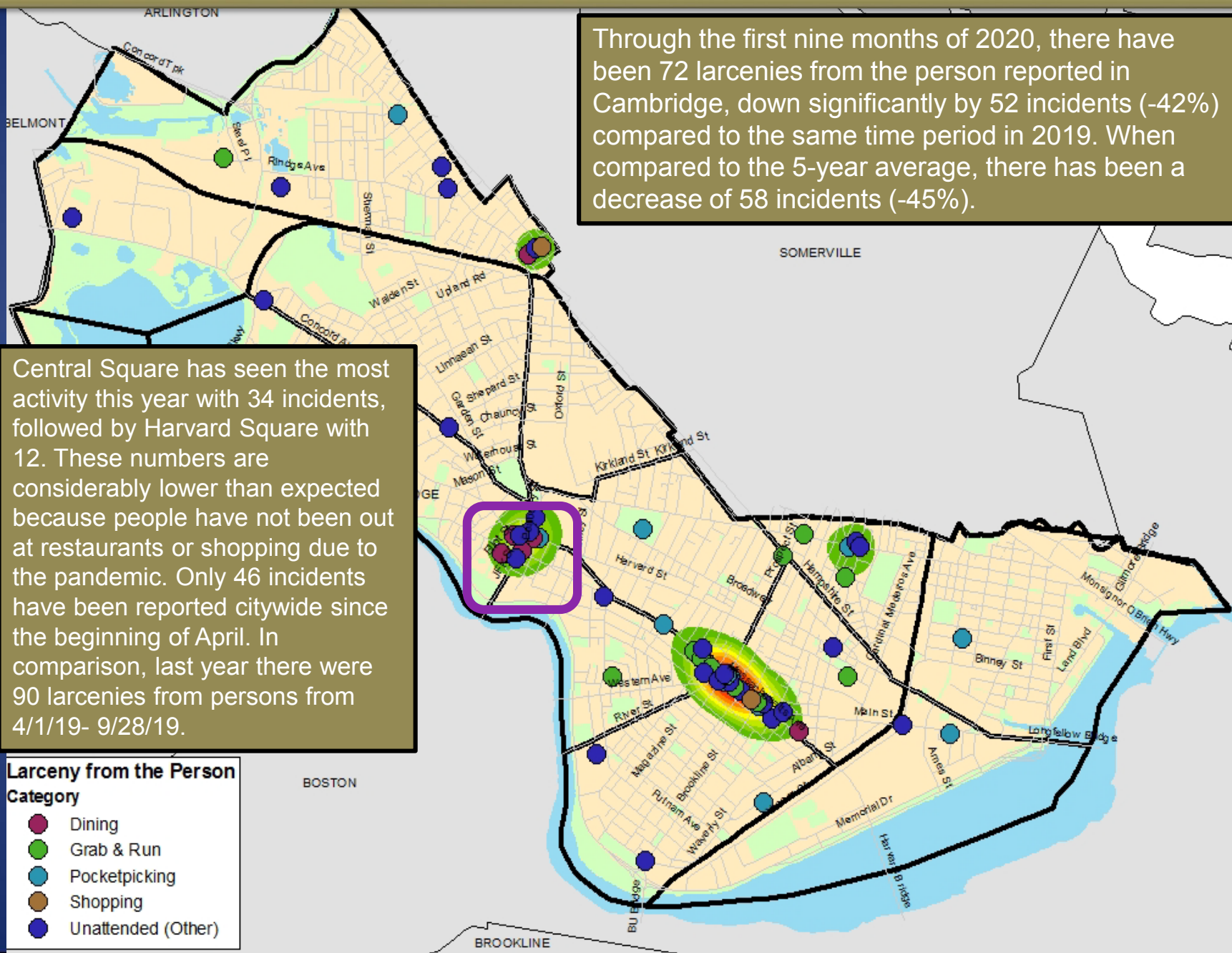
Geographic Breakdown of Larceny from Person: 1.1.20 – 9.28.20

Through the first nine months of 2020, there have been 72 larcenies from the person reported in Cambridge, down significantly by 52 incidents (-42%) compared to the same time period in 2019. When compared to the 5-year average, there has been a decrease of 58 incidents (-45%).

Central Square has seen the most activity this year with 34 incidents, followed by Harvard Square with 12. These numbers are considerably lower than expected because people have not been out at restaurants or shopping due to the pandemic. Only 46 incidents have been reported citywide since the beginning of April. In comparison, last year there were 90 larcenies from persons from 4/1/19- 9/28/19.

Larceny from the Person Category

- Dining
- Grab & Run
- Pocketpicking
- Shopping
- Unattended (Other)





LARCENY of Bicycle

No Patterns

- Bike thefts continue to be the major property theft crime in the City, rising 80 incidents and incurring a significant 22% increase in 2020 when compared with 2019, and up 55% (+156 thefts) above the 5-year average. Of the 441 bike thefts reported thus far in 2020, 327 (74%) were reportedly locked at the time of the theft. These numbers would probably be much higher if Covid had not kept people inside for a number of months and if universities had not shut down.
- The majority of the bike thefts have taken place in the lower half of the city thus far, with only 136 of the 441 reported north of Harvard Square.
- Although the majority of bicycles tend to be stolen from streets, sidewalks, and yards, similar to last year we continue to see an increase in thefts from personal garages, parking garages, and building storage areas.
- Multiple homeless individuals have been found in possession of bikes that were reported stolen. A few bikes have also been recovered when a victim finds their bike for sale online.

Top Neighborhoods for Bike Theft in 2020

Neighborhood	YTD Total	% Citywide
Cambridgeport	84	19%
East Cambridge	55	12%
Mid-Cambridge	51	12%
The Port	48	11%
North Cambridge	47	11%
Riverside	45	10%

Percent Change

Last 4 Weeks

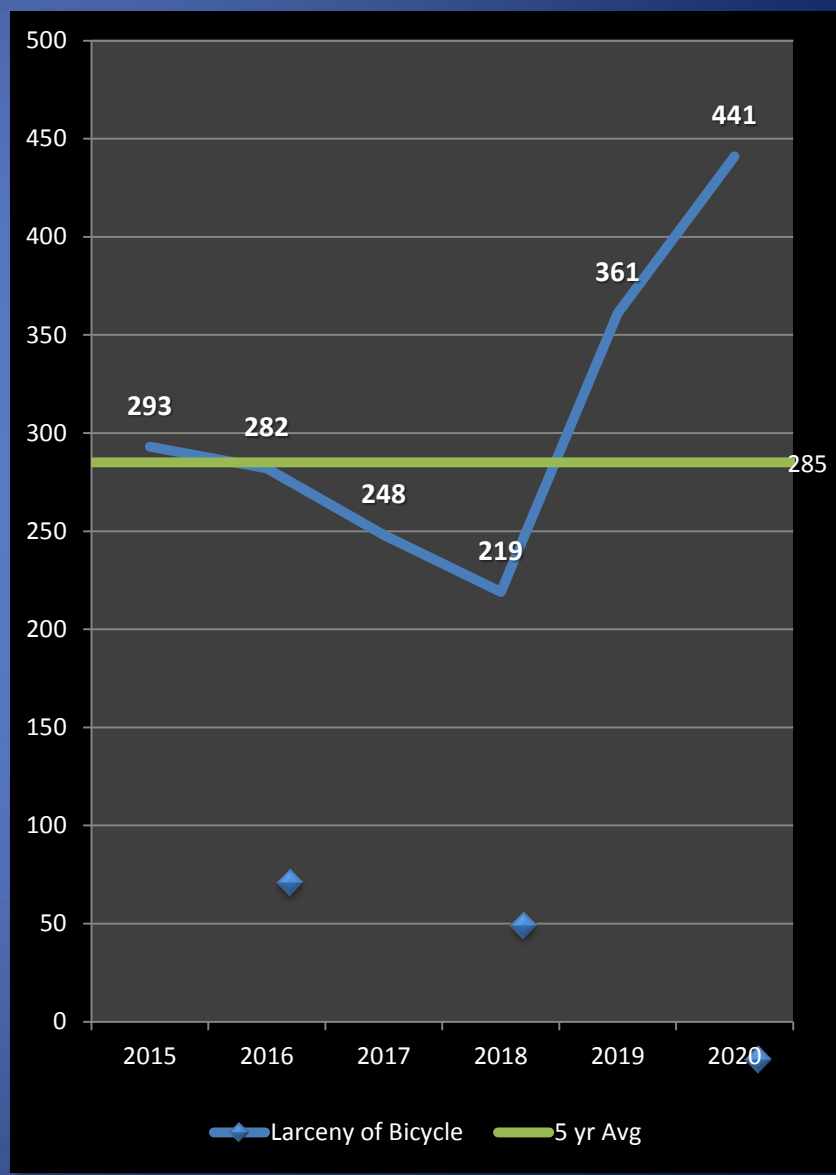
Previous Year

5-Year Average

-15%

+22%

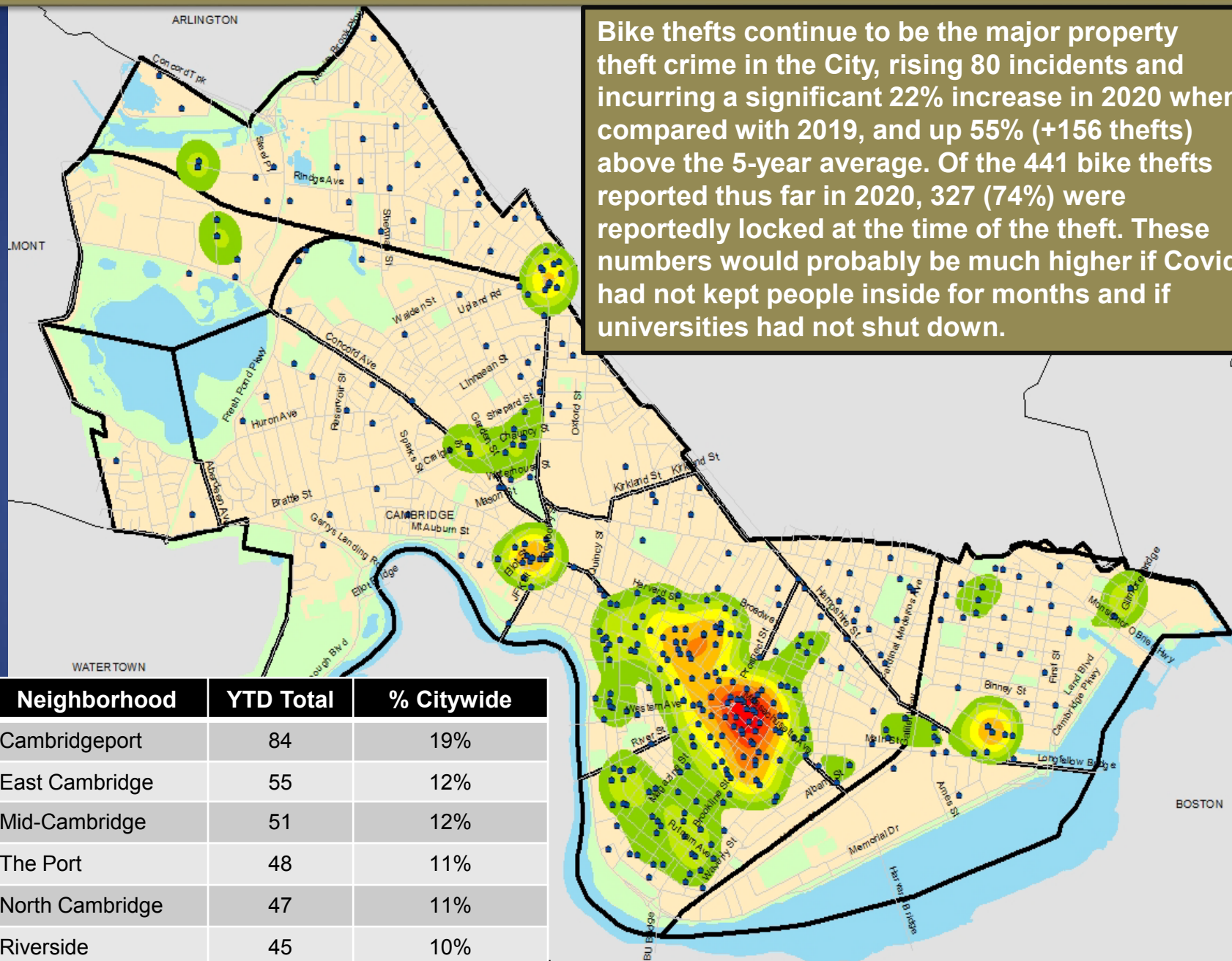
+55%





Geographic Breakdown of Bicycle Theft: 1.1.20 – 9.28.20

Bike thefts continue to be the major property theft crime in the City, rising 80 incidents and incurring a significant 22% increase in 2020 when compared with 2019, and up 55% (+156 thefts) above the 5-year average. Of the 441 bike thefts reported thus far in 2020, 327 (74%) were reportedly locked at the time of the theft. These numbers would probably be much higher if Covid had not kept people inside for months and if universities had not shut down.

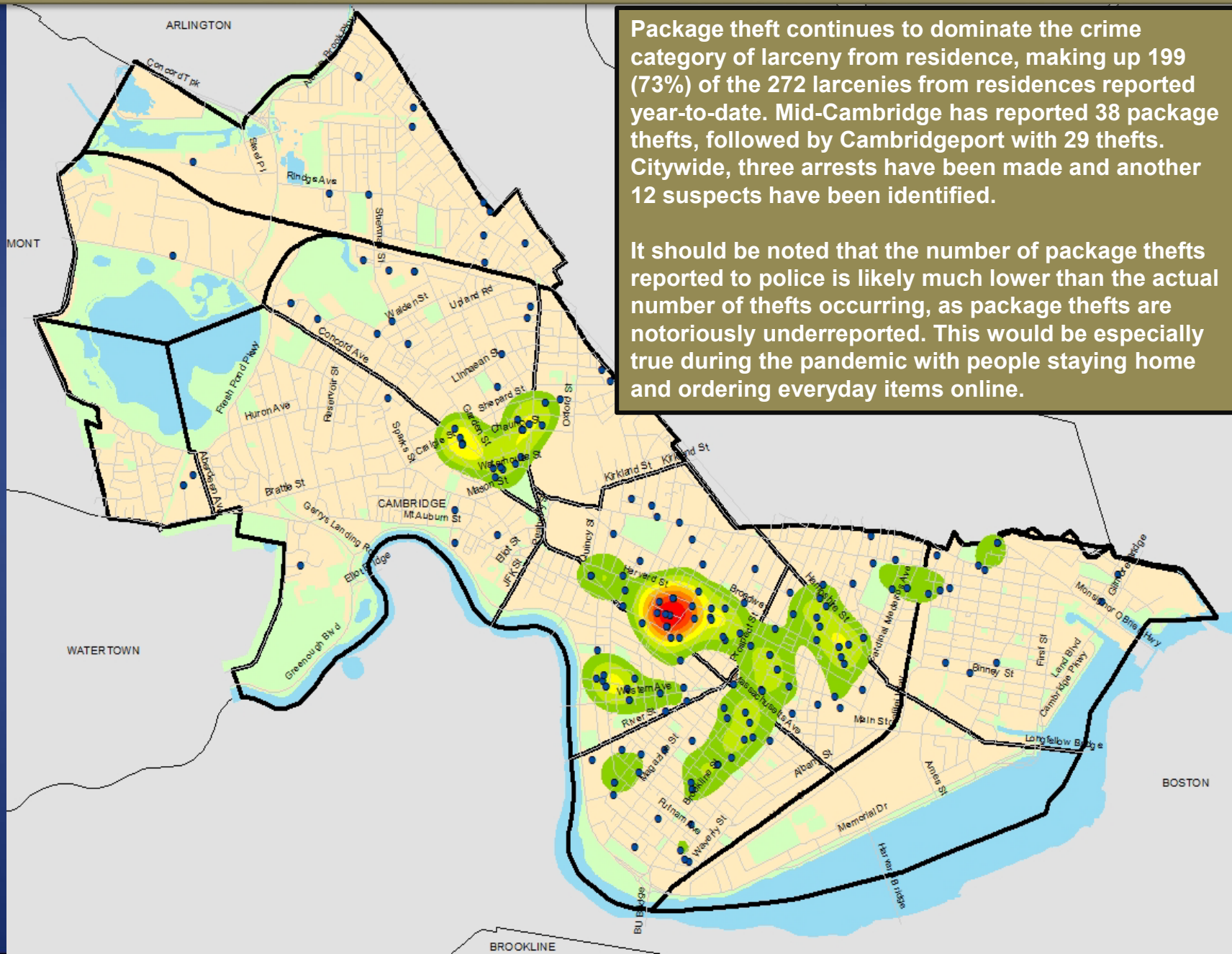


Neighborhood	YTD Total	% Citywide
Cambridgeport	84	19%
East Cambridge	55	12%
Mid-Cambridge	51	12%
The Port	48	11%
North Cambridge	47	11%
Riverside	45	10%



Geographic Breakdown of Package Thefts: 1.1.20 – 9.28.20

Cambridge Police BridgeStat





Geographic Breakdown of Shoplifting: 1.1.20 – 9.28.20

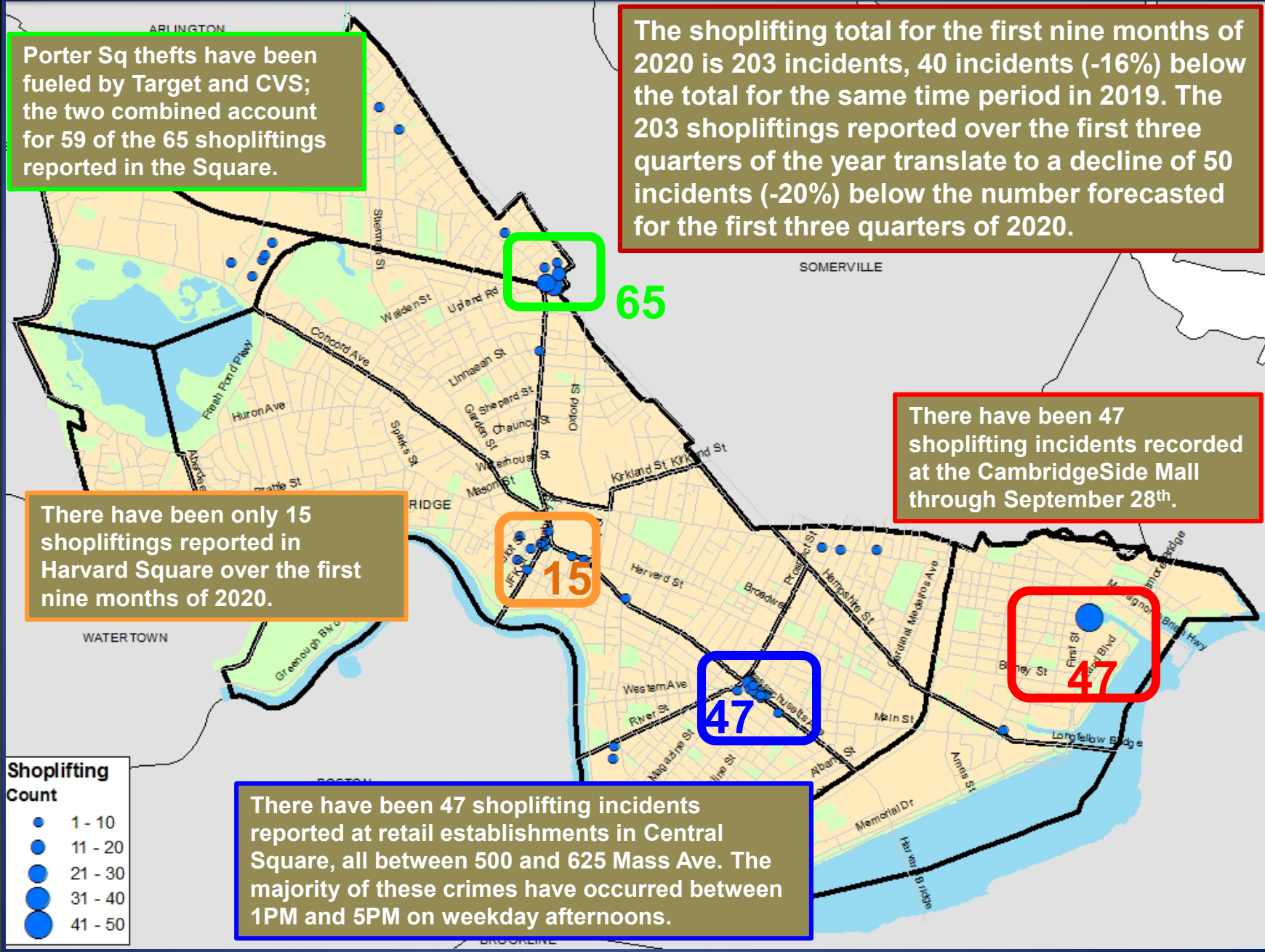

Porter Sq thefts have been fueled by Target and CVS; the two combined account for 59 of the 65 shopliftings reported in the Square.

The shoplifting total for the first nine months of 2020 is 203 incidents, 40 incidents (-16%) below the total for the same time period in 2019. The 203 shopliftings reported over the first three quarters of the year translate to a decline of 50 incidents (-20%) below the number forecasted for the first three quarters of 2020.

There have been only 15 shopliftings reported in Harvard Square over the first nine months of 2020.

There have been 47 shoplifting incidents recorded at the CambridgeSide Mall through September 28th.

There have been 47 shoplifting incidents reported at retail establishments in Central Square, all between 500 and 625 Mass Ave. The majority of these crimes have occurred between 1PM and 5PM on weekday afternoons.





AUTO THEFT

No Patterns

- The projected 5-year weighted average for auto thefts for the first nine months is 82. With 66 reported thus far in 2020, we are down 20% below the average and 27% below the 90 reported during this time frame in 2019.
- When comparing September to August of 2020, there has been a sharp decrease of 10 incidents which translates to a 77% drop. This could be due at least in part to the turn of seasons and a slow down in scooter, moped and motorcycle thefts.
- Currently North Cambridge and West Cambridge are the neighborhoods with the largest number of auto thefts with 10 each, followed by East Cambridge and Cambridgeport with 9 each, The Port with 8, Riverside with 7, Peabody with 6, Inman Harrington and Mid Cambridge each with 3 and the Highlands with 1. Three neighborhoods have yet to experience a single theft and those are: Strawberry Hill, MIT and Agassiz.
- There have only been 15 auto theft recoveries recorded so far in 2020. This is likely due to the Covid pandemic, as less motor vehicle interactions are being performed on a routine basis.

Percent Change

Last 4 Weeks

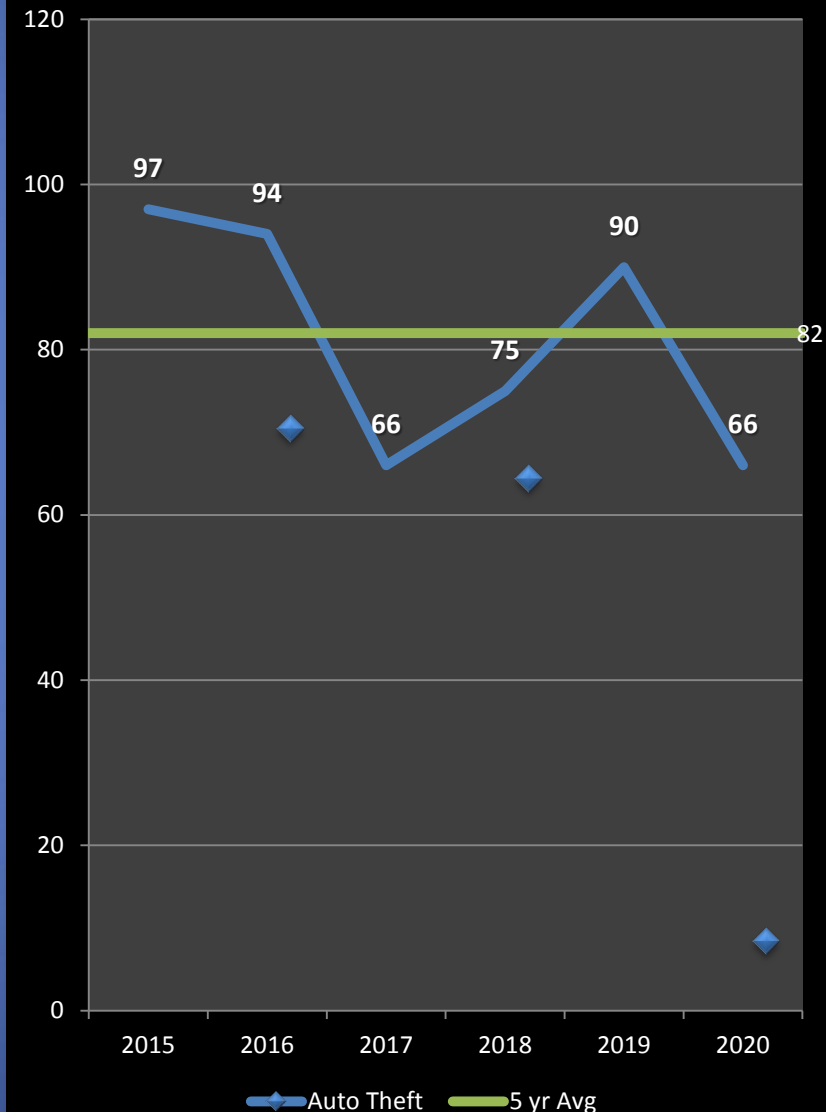
-77%

Previous Year

-27%

5-Year Average

-20%





Help Prevent Crime

And keep yourself informed!

To receive information from the CPD:

- Sign up with for the **Cambridge Alert Network**, to receive alerts about emerging crime patterns, neighborhood meetings, and crime prevention tips, by visiting www.CambridgeMa.gov/AlertNetwork.
- “Like” the Cambridge Police Department on Facebook at www.facebook.com/CambridgePolice
- Follow [@CambridgePolice](https://twitter.com/CambridgePolice) on Twitter.
- Visit our website at www.CambridgePolice.org for valuable information and reports including the Daily Log and BridgeStat, which is published on the first Friday of every month.
- Download our “MyPD” smartphone app at www.CambridgePolice.org/MyPD.

To Share Information with the CPD:

- Call our Non-Emergency Telephone Number at **617-349-3300**.
 - Every call for service generates a police response, so help drive our resources by reporting things that seem suspicious or out of the ordinary.
- Send an Anonymous TEXT-A-TIP:
 - Send an ANONYMOUS text message to **Tip411 (847411)**. Begin your message with Tip650 and then type your message. You will receive a response from the Cambridge Police with the option to continue communicating. Please remember that this is not a replacement for 9-1-1. **If you witness an emergency situation, please call 9-1-1 immediately.**
- Send an Anonymous Crime Tip E-Mail at www.CambridgePolice.org/Tips



Questions?

- The complete 2018 Cambridge Police Annual Crime Report is available on our website at www.CambridgePolice.org.
- The 2019 Annual Crime Report will be released later this year.
- We welcome all questions, comments, and suggestions.
- Please direct your feedback to: BridgeStat@CambridgePolice.org.
- To review previous editions of BridgeStat, visit our website at www.CambridgePolice.org/BridgeStat.