



# Cambridge Police Department BridgeStat

September 2021

Produced by the Crime Analysis Unit



# Part I Total Crime

An analysis of serious crime statistics for the first three quarters of 2021 points to an increase of 7% in the Part One index total for Cambridge when compared with the same time period in 2020. Over the first nine months of this year, there were 1,906 serious crimes reported in the City. Through September 27<sup>th</sup> in 2020, the combined total for Murder, Rape, Robbery, Aggravated Assault, Burglary, Larceny & Auto theft was 1,784 incidents, 122 fewer than this year. When measured against the five-year average, a slightly higher escalation of 8% in the crime index has been recorded.

Further analysis of the crime totals between January 1<sup>st</sup> & September 27<sup>th</sup> of 2021 indicates that violent crimes recorded a slight 2% uptick when compared with last year, property crimes ascended upward 8% with 118 additional crimes reported when compared with the first nine months of 2020. The violent crime breakdown in the City so far in 2021 consists of one homicide, 20 rapes, 51 robberies and 150 aggravated assaults.

The 44% spike upward in larcenies from motor vehicles and the 7% increase in larcenies of bicycles when compared with the first three quarters of 2020 have been the key trend indicators fueling the moderate crime rise so far in 2021. These two categories of larceny have accounted for 42% of the total crime index so far in this year.

When reviewing the serious crime totals of September 2021 versus the previous month of August, there has been a minimal decline of 5% in the number of index incidents, with 11 fewer crimes reported.

	<u>4 Week Snapshot</u>			<u>Year to Date</u>			<u>Five Year</u>	
	8/3/21 - 8/30/21	8/31/21 - 9/27/21	Change	2020	2021	Change	Avg	Change
Total Violent Crime	27	22	-19%	218	222	2%	220	1%
Total Property Crime	199	193	-3%	1566	1684	8%	1544	9%
Total Part I Crime	226	215	-5%	1784	1906	7%	1764	8%



# Part I Property Crime

Analysis of property crime totals for the first three quarters of 2021 reveals an 8% incline when measured against the 2020 totals and a 9% uptick above the five-year average, with 118 additional incidents above the total through September 27<sup>th</sup> of last year and 140 additional crimes above the 1,544 forecasted for this time period.

Multiple property crime categories recorded significant increases when measured against the first nine months of 2020, most notably a 44% jump in larceny from motor vehicles, fueled by a regional pattern of the thefts of catalytic converters, and a 7% hike in bike thefts, which has been a persistent problem throughout the Covid period.

	4 Week Snapshot			Year to Date			Five Year	
	8/3/21 - 8/30/21	8/31/21 - 9/27/21	Change	2020	2021	Change	Avg	Change
<b>Burglary</b>	<b>15</b>	<b>16</b>	<b>7%</b>	<b>153</b>	<b>154</b>	<b>1%</b>	<b>162</b>	<b>-5%</b>
Commercial Break	4	1	-75%	47	61	30%	40	53%
Housebreak	11	15	36%	106	93	-12%	123	-24%
<b>Larceny</b>	<b>164</b>	<b>162</b>	<b>-1%</b>	<b>1348</b>	<b>1438</b>	<b>7%</b>	<b>1306</b>	<b>10%</b>
Larceny (Misc)	3	10	233%	30	41	37%	31	32%
Larceny from Building	9	8	-11%	97	93	-4%	159	-42%
Larceny from MV	55	29	-47%	236	339	44%	209	62%
Larceny from Person	8	13	63%	69	73	6%	107	-32%
Larceny from Residence	22	19	-14%	266	265	0%	199	33%
Larceny of Bicycle	45	73	62%	439	469	7%	338	39%
Larceny of Plate	5	0	-100%	7	20	186%	14	43%
Larceny of Services	1	0	-100%	3	4	33%	12	-67%
Shoplifting	16	10	-38%	201	134	-33%	236	-43%
<b>Auto Theft</b>	<b>20</b>	<b>15</b>	<b>-25%</b>	<b>65</b>	<b>92</b>	<b>42%</b>	<b>75</b>	<b>23%</b>
<b>Total Property Crime</b>	<b>199</b>	<b>193</b>	<b>-3%</b>	<b>1566</b>	<b>1684</b>	<b>8%</b>	<b>1544</b>	<b>9%</b>



# Part I Violent Crime

For the first three quarters of 2021, there were 222 violent crimes recorded in Cambridge, four incidents (+2%) above last year's total of 218 and two incidents above the number forecasted for the 5-year average through September 27<sup>th</sup> of this year.

There have been 51 robberies registered in the first nine months of 2021. Ten of these incidents have been categorized as commercial and 41 classified as street incidents, registering a 2% increase when compared with 2020. Twenty rapes have been reported so far in 2021, the exact number counted for this time period last year. There have been 150 aggravated assaults recorded over the first three quarters of 2021, three above the number reported in 2020. The 2021 total also currently represents an 8% rise above the 139 assaults forecasted for this time period.

On Saturday 3/27, there was a fatal shooting that occurred at approximately 12:40 a.m. on Pemberton Street. The victim was reportedly located unconscious outside his vehicle by a passerby who called 911. The victim was transported to Mount Auburn Hospital where he later died. The victim has been identified as Xavier Louis-Jacques, 19, of Cambridge.

	<u>4 Week Snapshot</u>			<u>Year to Date</u>			<u>Five Year</u>	
	8/3/21 - 8/30/21	8/31/21 - 9/27/21	Change	2020	2021	Change	Avg	Change
<b>Homicide</b>	0	0	IN-CALC	1	1	0%	1	0%
<b>Rape</b>	5	1	-80%	20	20	0%	21	-5%
<b>Robbery</b>	4	7	75%	50	51	2%	59	-14%
Commercial Robbery	2	0	-100%	9	10	11%	16	-38%
Street Robbery	2	7	250%	41	41	0%	43	-5%
<b>Aggravated Assault</b>	18	14	-22%	147	150	2%	139	8%
<b>Total Violent Crime</b>	27	22	-19%	218	222	2%	220	1%



## MURDER

*No Patterns*

- On Saturday 3/27, there was a fatal shooting that occurred at approximately 12:40 a.m. on Pemberton Street. The victim was reportedly located unconscious outside his vehicle by a passerby who called 911. The victim was transported to Mount Auburn Hospital where he later died. The victim has been identified as Xavier Louis-Jacques, 19, of Cambridge. The investigation is ongoing.
- On April 23, 2020, Jose Bermudez was arrested for the fatal daylight stabbing of 33-year-old Danilo Perez in Central Square on April 14. Bermudez and Perez were both part of the homeless community and were known to each other. Bermudez is being held without bail. This was the first homicide reported in Cambridge since January of 2019 and it ended up being the only homicide recorded in 2020.
- There was one murder in Cambridge in 2019. The Middlesex DA's Office and the Cambridge Police are asking for public assistance regarding the ongoing investigation into the fatal incident that occurred in the New Street area of Danehy Park around 6:30PM on the night of January 2<sup>nd</sup>, 2019. This incident is being investigated as a homicide. The preliminary investigation suggests that the victim, 60-year-old Paul Wilson, died as a result of blunt force trauma and that robbery does not appear to have been the motive.
- On July 22, 2018, 15-year-old Richelle Robinson of Cambridge died following an assault in which she was shoved to the ground on Cambridge Street. The Office of the Chief Medical Examiner later ruled the cause of death to be blunt force trauma. On July 30, 2019, following an investigation, Isaias Plaza (4/7/00, homeless) was arraigned on charges of manslaughter and assault and battery causing serious bodily injury in connection with Robinson's death. Plaza plead guilty to manslaughter on March 26, 2021, and was sentenced to 2.5 years.

### Percent Change\*

Last 4 Weeks

**In-Calc**

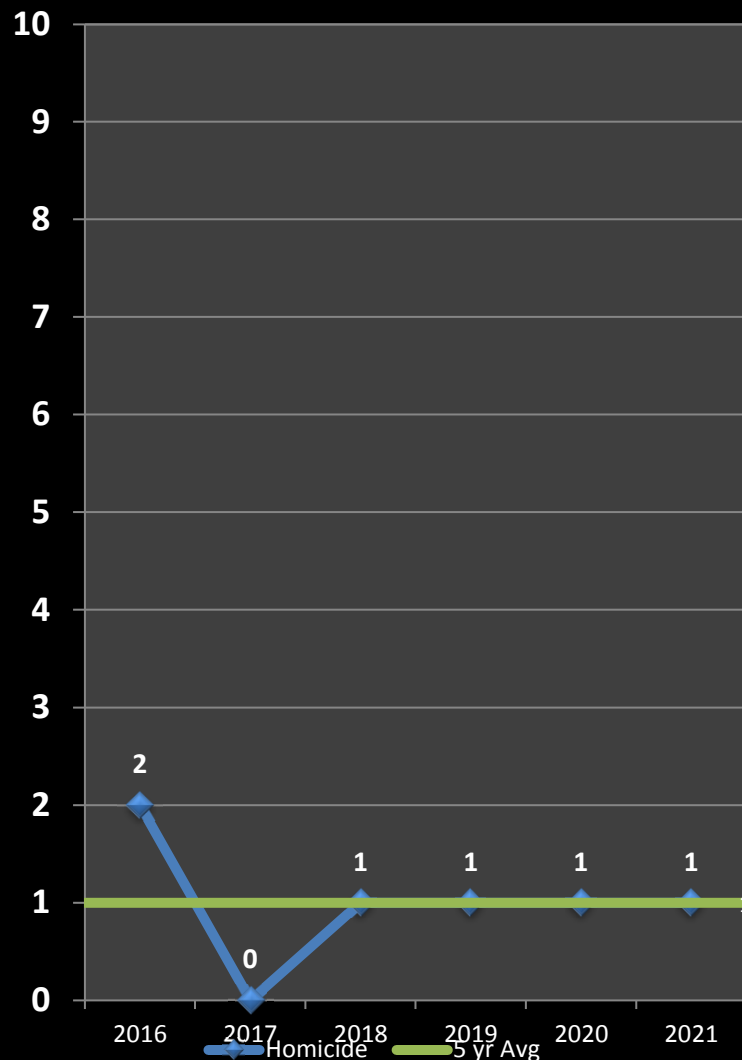
Previous Year

**0%**

5-Year Average

**0%**

\*IN -CAL: Percentages are not calculated for numbers so small as to present a statistically misleading percentage.







## RAPE

*No Patterns*

- After 19 rapes were reported during the first eight months of 2021, that number increased by one sexual assault to 20 incidents through September 27<sup>th</sup> of this year. The sexual assaults so far in 2021 have been classified as seven domestic situations, seven involving acquaintances as the predator, five contact incidents, and a homeless/blitz scenario in Harvard Square that is under investigation.
- There were 27 rapes reported in 2020, one less than in 2019. The five-year average for 2020 projected to 28 rapes being recorded in Cambridge, which was one above the final total.
- The 27 rapes in Cambridge in 2020 were categorized in the following manner: nine incidents were chronicled as domestic situations, nine were classified as acquaintance assaults, five were contact incidents, and four were blitz scenarios, one of which was an incident in the Alewife section of the City that remains under investigation.
- The total number of reported rapes tends to fluctuate from year to year, but the number of stranger-to-stranger rapes reported each year in Cambridge—between one and five—remains extremely low.

### Percent Change\*

Last 4 Weeks

Previous Year

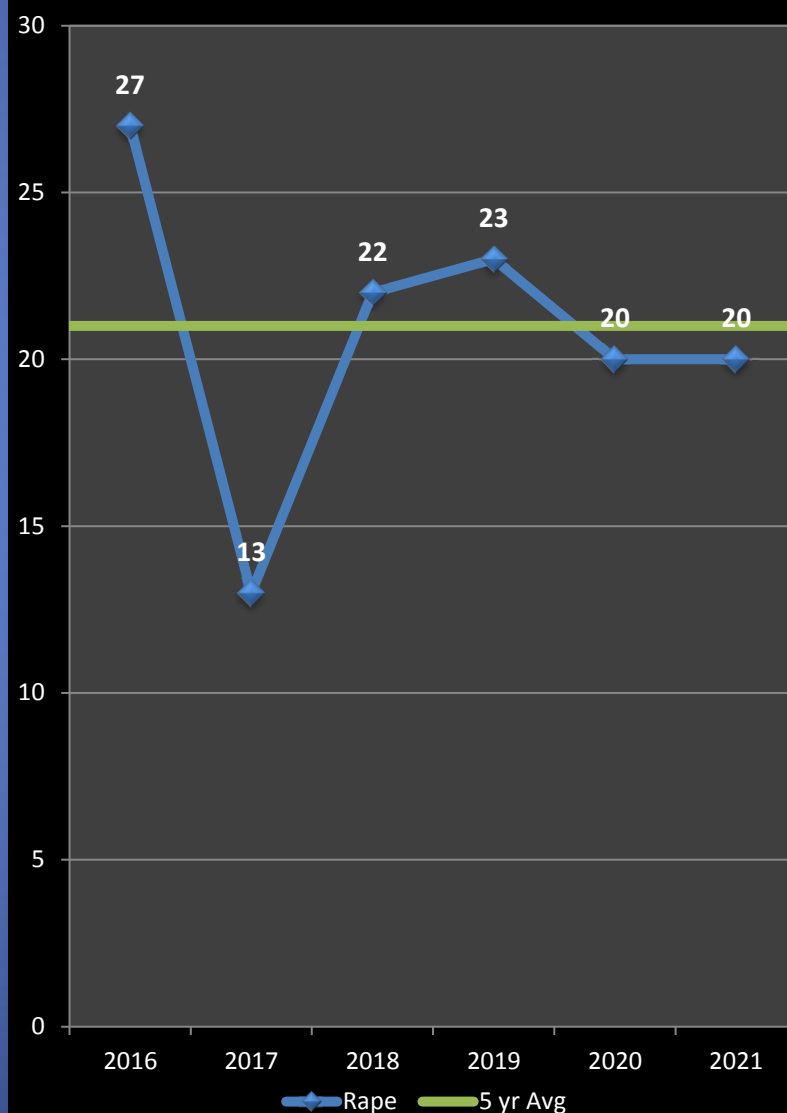
5-Year Average

**-80%**

**0%**

**-5%**

\*IN -CAL: Percentages are not calculated for numbers so small as to present a statistically misleading percentage.





## AGGRAVATED ASSAULT

*No Patterns*

- The aggravated assault total for the first three quarters of 2021 was three incidents (+2%) above the total for the same time period in 2020. The total of 150 aggravated assaults reported over the first nine months of the year was 11 crimes (+8%) above the 139 incidents forecasted for the five-year average.
- The 150 aggravated assaults reported through September 27<sup>th</sup> of 2021 were composed of the following classifications: 31 unprovoked scenarios; 27 altercations between acquaintances; 25 domestic altercations; 12 traffic & parking related assaults; 11 homeless assaults; 10 juvenile incidents; 9 psychotic episodes; 6 affrays; 5 shop owner/patron; 5 landlord/neighbor; 3 drug deals, 3 assaults against police officers; 2 bar/alcohol related assaults; and one workplace incident.
- Through September 27<sup>th</sup> of this year, there have been 12 reports of shots fired citywide, seven of which resulted in gunshot wounds (including the fatal shooting on 3/27/21 in North Cambridge). No incidents were reported in September. The last shooting in Cambridge was on August 25 in North Cambridge and resulted in the arrests of two former Cambridge males. See maps on slides 9-10 for more info on each of the shootings.
- Through September 27<sup>th</sup> of last year (2020), four shots fired incidents were reported. By the end of 2020, there had been seven reports of shots fired, none of which resulted in any injuries.

### Percent Change

Last 4 Weeks

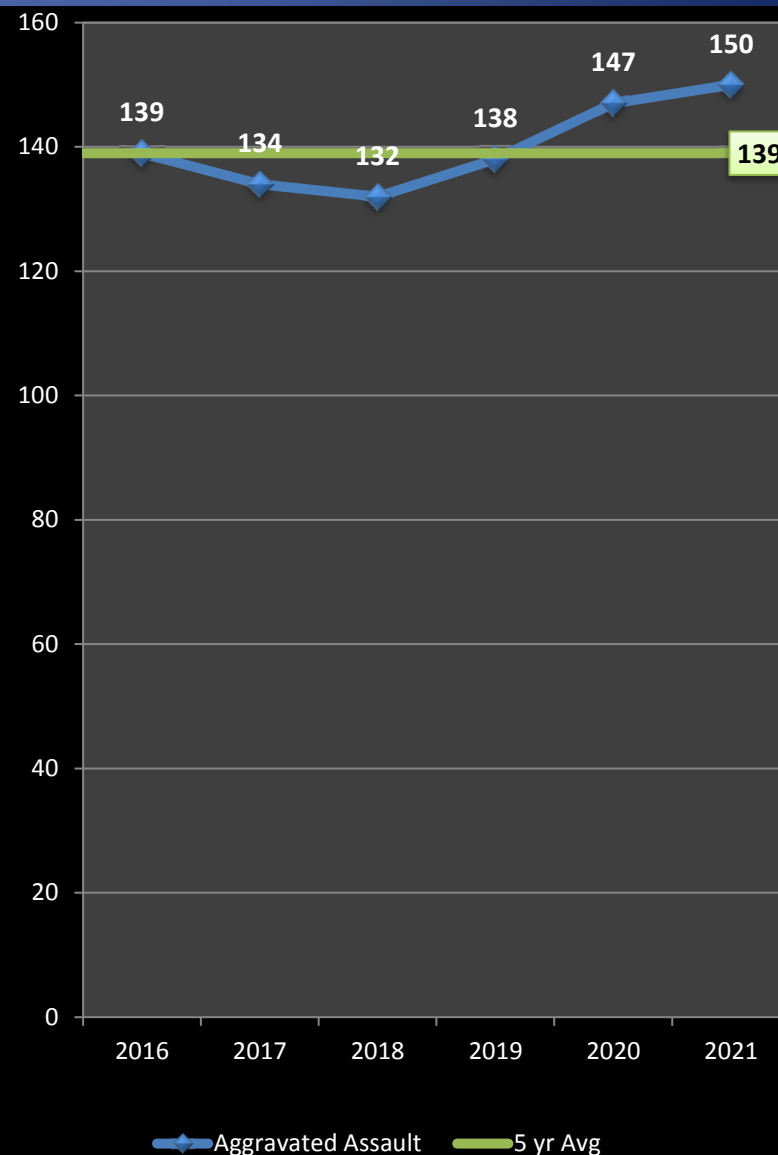
**-22%**

Previous Year

**+2%**

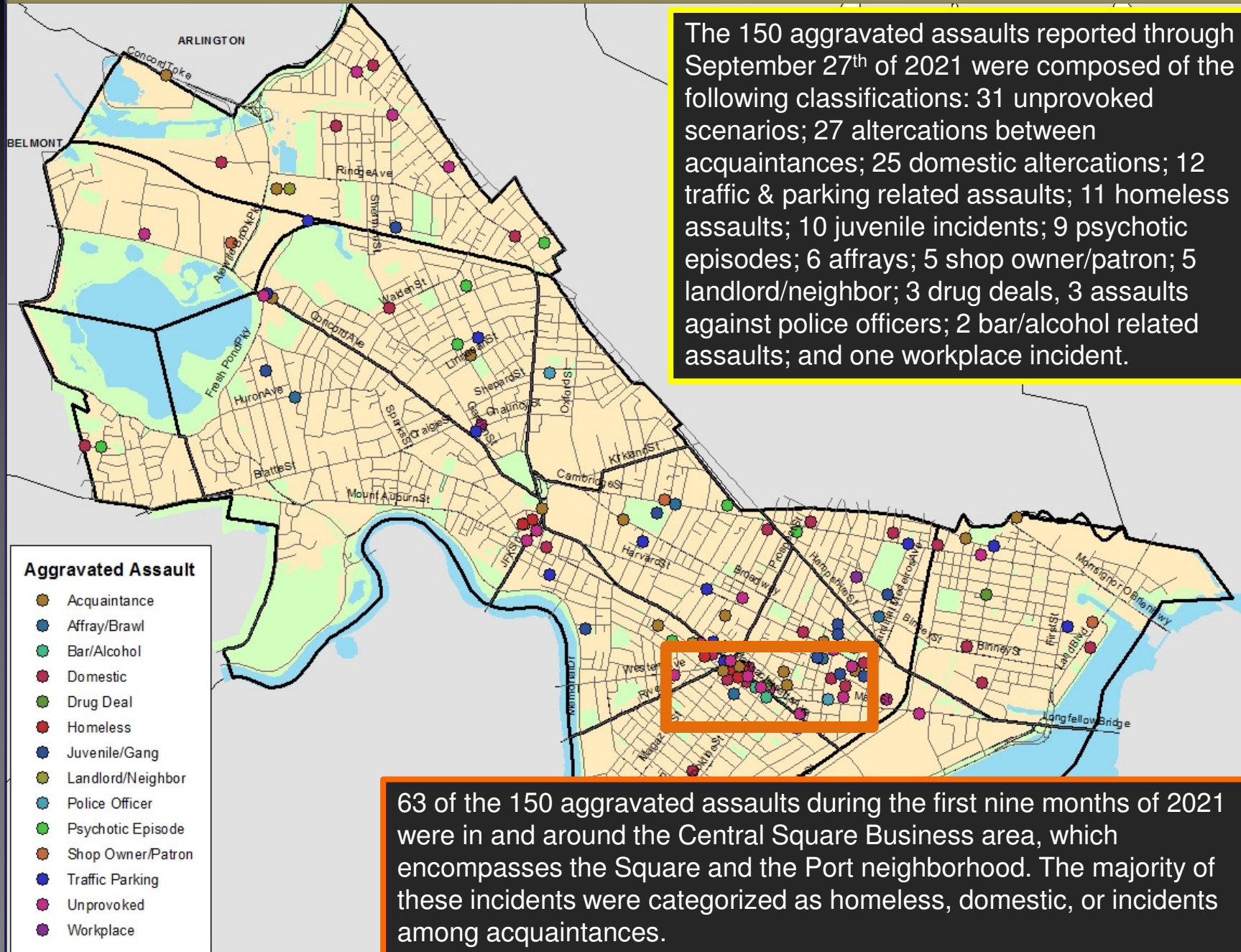
5-Year Average

**+8%**





## Geographic Breakdown of Aggravated Assault: 1.1.21 – 9.27.21

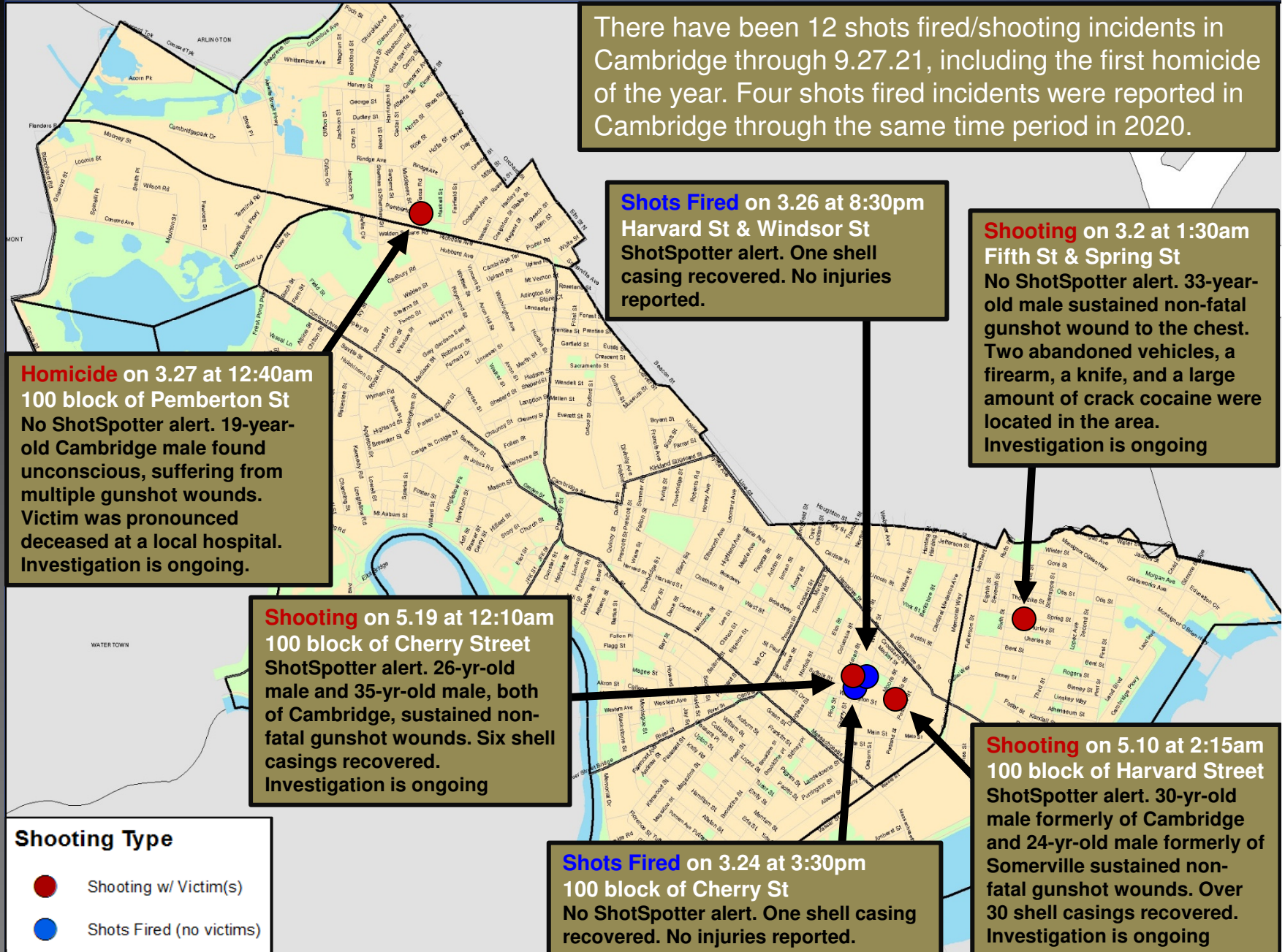






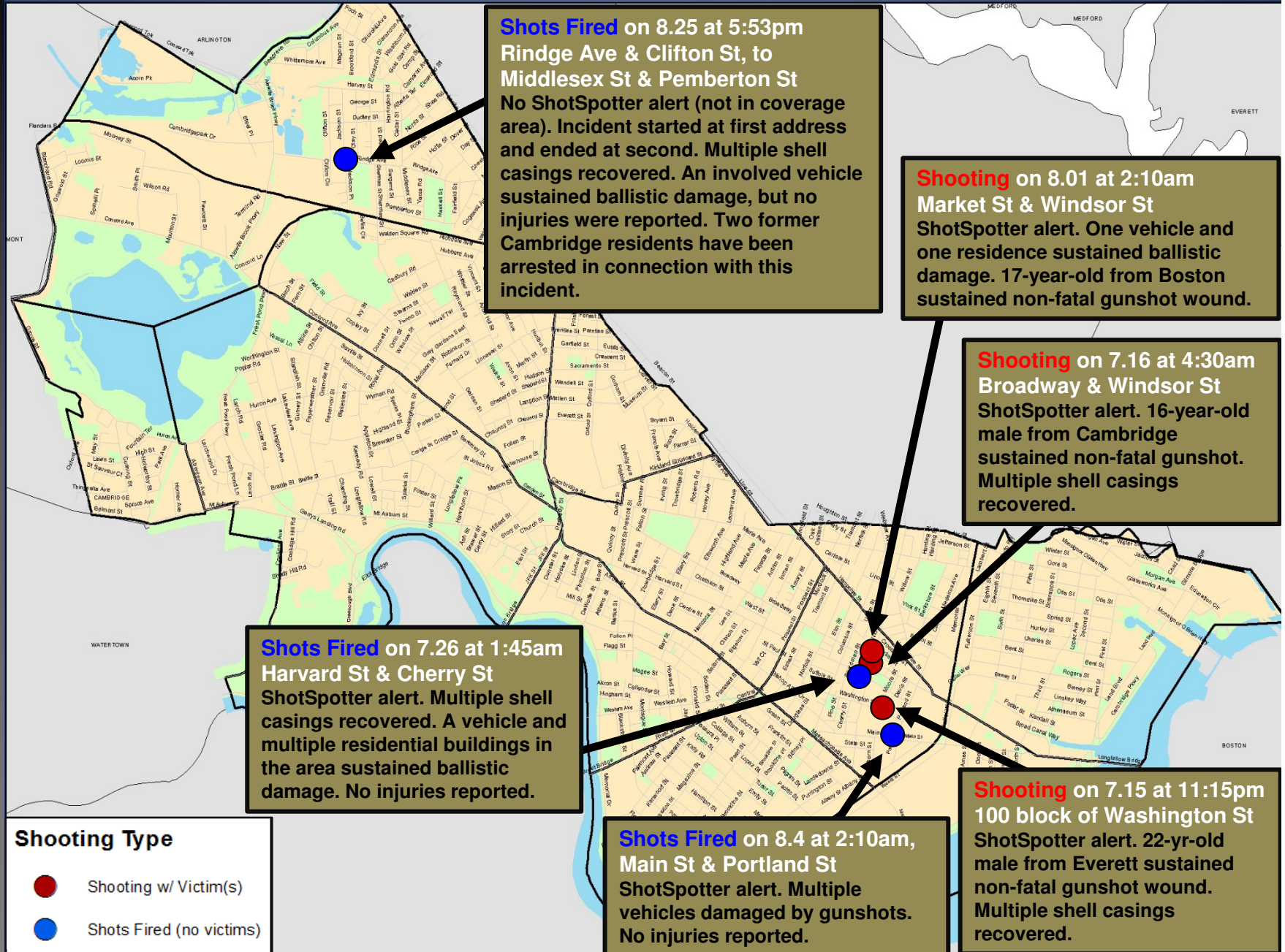
## Shootings & Shots Fired in Cambridge: 1.1.21 – 6.30.21

There have been 12 shots fired/shooting incidents in Cambridge through 9.27.21, including the first homicide of the year. Four shots fired incidents were reported in Cambridge through the same time period in 2020.





## Shootings & Shots Fired in Cambridge: 7.1.21 – 9.27.21







## Robbery

*No Patterns*

- The five-year average for overall robbery in Cambridge for the first three quarters of the year is 59 incidents. The total through September 27<sup>th</sup> of 2021 was 51 crimes, eight incidents (14%) below the number forecasted for that time period. Over the first nine months of 2021, the 51 robberies that were recorded also translated to a 2% increase (one incident) above the 50 robberies counted for the first nine months of 2020.
- There were ten commercial robberies recorded in Cambridge during the first three quarters of this year, one more than was counted during the same time period of 2020. Two were armed robberies of convenience stores, one in Riverside in January, and the other a shoplifting that escalated into an armed confrontation on March 1<sup>st</sup> in Harvard Square. Warrants have been served for the suspect in the Riverside incident. Three other commercial robberies were shopliftings that became confrontational at a jewelry store in East Cambridge in late February, a grocery store in Riverside in early March, and a drug store in Harvard Square at the end of April. The two commercial robberies that took place in May included a liquor store shoplifting-turned-robbery when the clerk was pushed (the suspect in this was stopped and summonsed for the crime) and a drug store robbery. Both commercial robberies in August ended in arrests, one at a Pizza Shop in the 1700 block of Mass Ave; the other at a nail salon in East Cambridge. There were no commercial robberies counted in September and only three reported since the end of May.
- Over the first nine months of 2021, there were 41 street robberies reported, the same total that was recorded over the first three quarters of last year. After counting two street robberies during August of 2021, that number jumped to seven crimes in September. The September robberies included two purse snatches, an ATM confrontation, and a homeless scenario, all in or on the periphery of Central Square.

### Percent Change

Last 4 Weeks

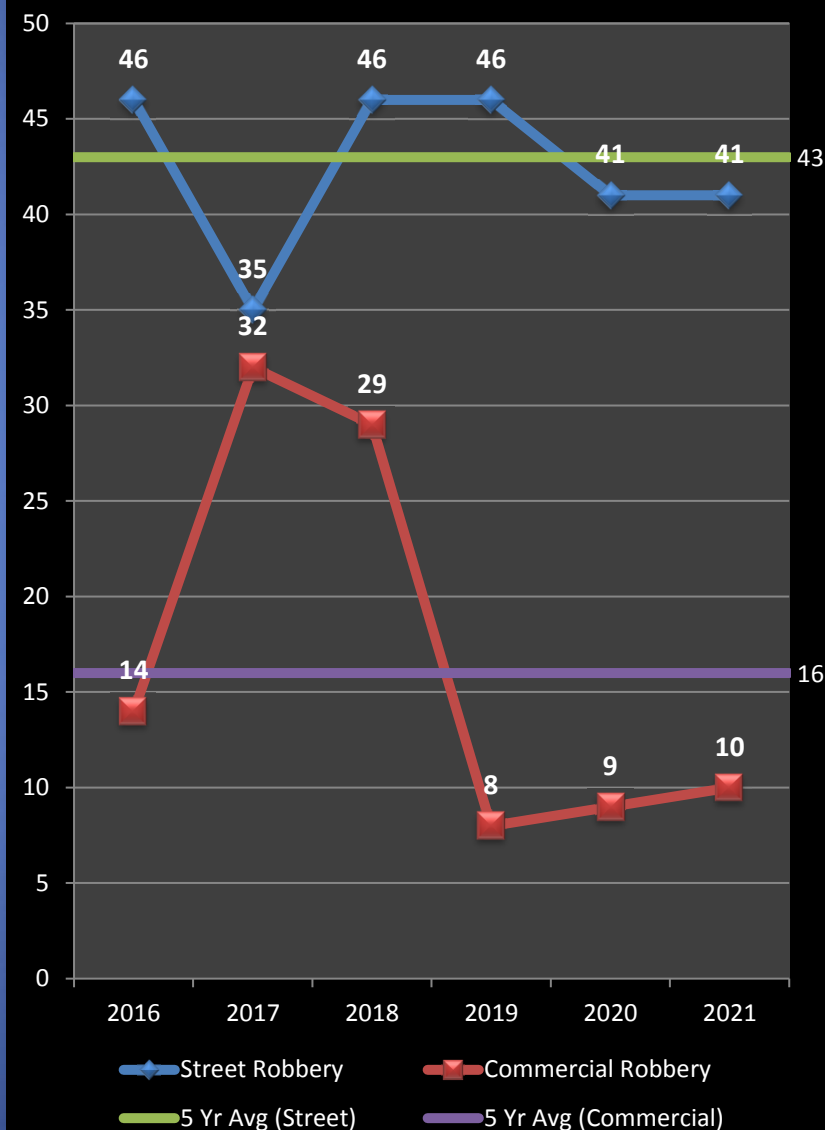
**+75%**

Previous Year

**+2%**

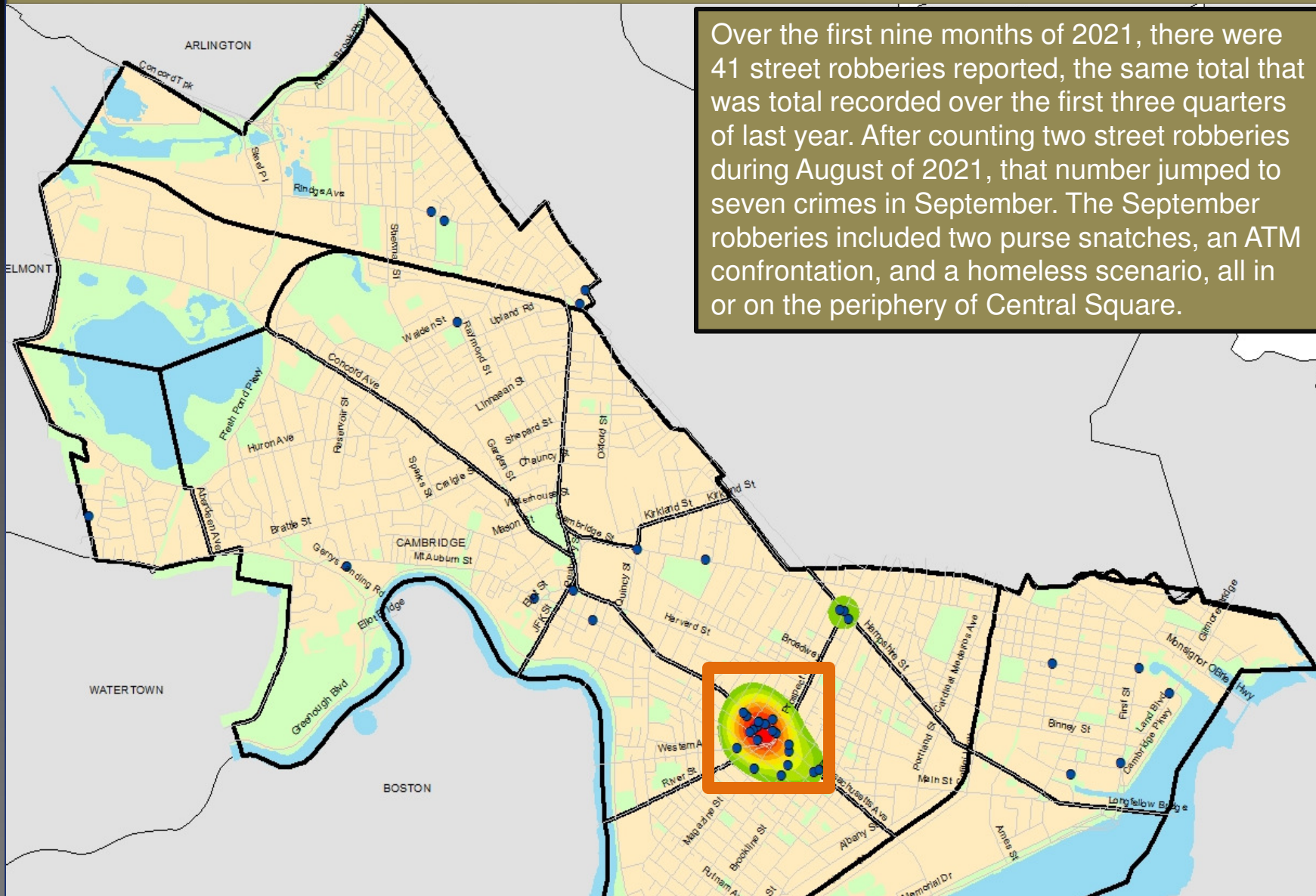
5-Year Average

**-14%**





## Geographic Breakdown of Street Robbery: 1.1.21 – 9.27.21







## Burglary

*No Patterns*

- The property index crime of burglary, the combination of residential and commercial breaks, has recorded a slight increase of 1% in 2021 above the first three quarters of last year. When measured versus the five-year average of 162 burglaries, the total of 154 incidents in 2021 indicates a minor decline of eight incidents (-5%).
- Since the start of the COVID-19 period, the crime of commercial burglary has been on the rise. Commercial breaks in 2021 have increased by 30% when compared with the first nine months of 2020 and have skipped upward 53% over the forecasted number for the first 39 weeks of the year. A prolific, habitual offender was arrested and linked to multiple commercial breaks throughout the lower half of the City in July that helped propel a downward surge to the lowest monthly total in months with one incident counted.
- A pair of professional thieves were active during June, accounting for the 333% increase over May. One party was arrested on warrants and summonsed for numerous other breaks. The other was arrested during the commission of a break in early June and has since been tied to additional commercial and residential breaks.
- A breakdown of commercial breaks through September 27<sup>th</sup> of 2021 by business area: Bay Square – 13 (9 over the Summer); Central Square – 12; Harvard Square – 8; Alewife – 6; 1500 to 1900 Mass Ave – 5; Kendall/MIT – 5; Galleria/East – 5; Inman Square – 4; and Cambridgeport/Riverside – 3.
- Currently, there are no housebreak patterns in Cambridge. For the first nine months of the 2021, a solid decrease of 12% has been recorded, with 13 fewer crimes reported. Seventy-two of the 93 housebreaks counted in 2021 have been in the lower-half of the City below Harvard Square.

### Percent Change

Last 4 Weeks

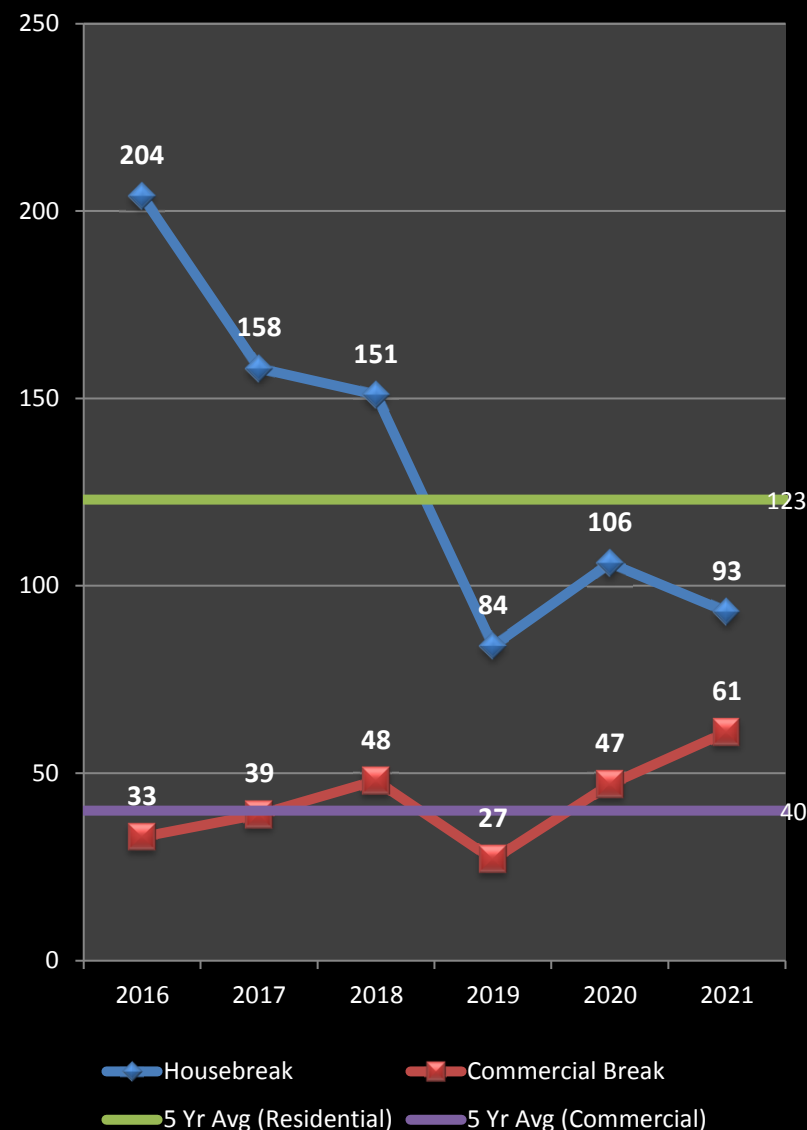
**+7%**

Previous Year

**+1%**

5-Year Average

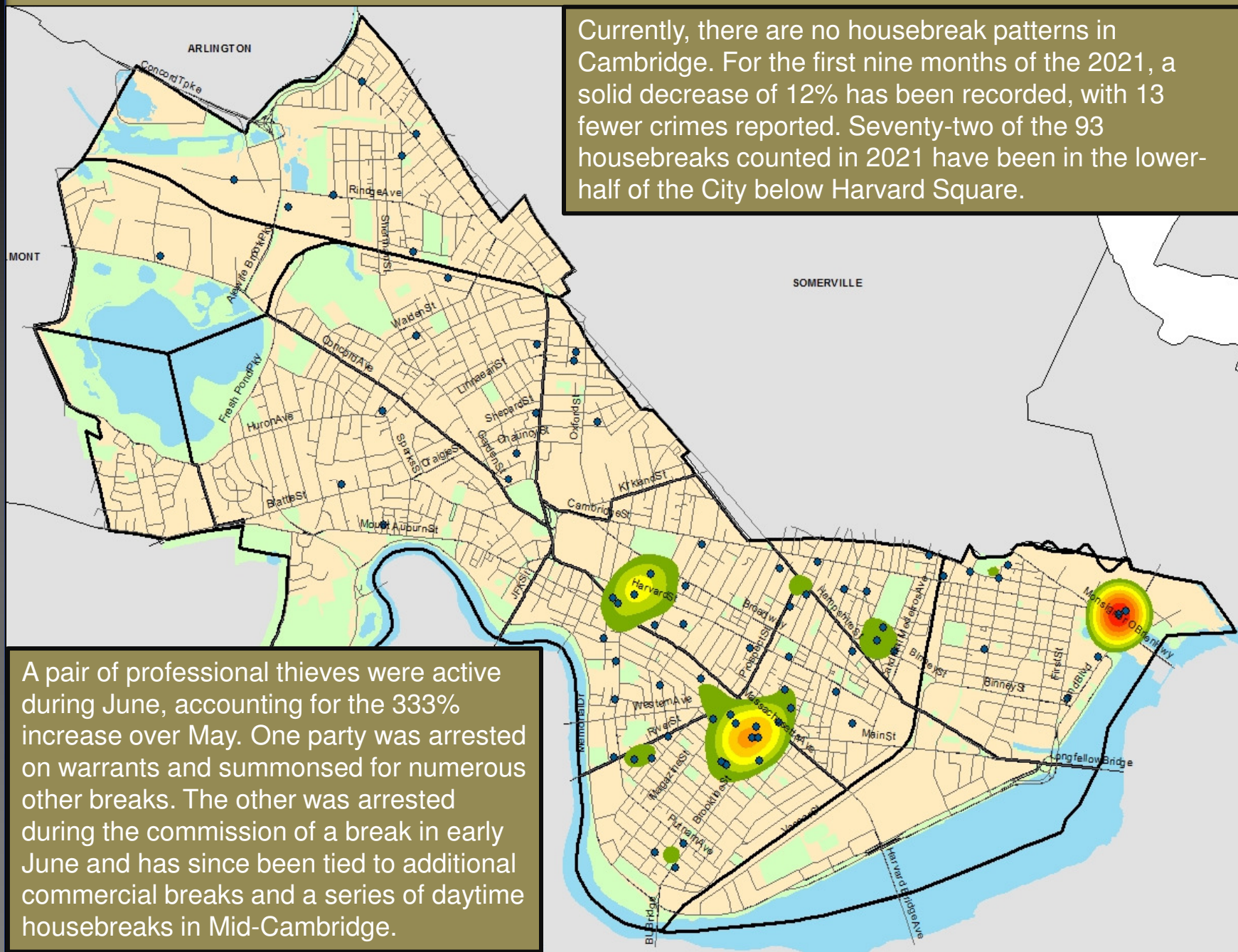
**-5%**





## Geographic Breakdown of Housebreaks: 1.1.21 – 9.27.21

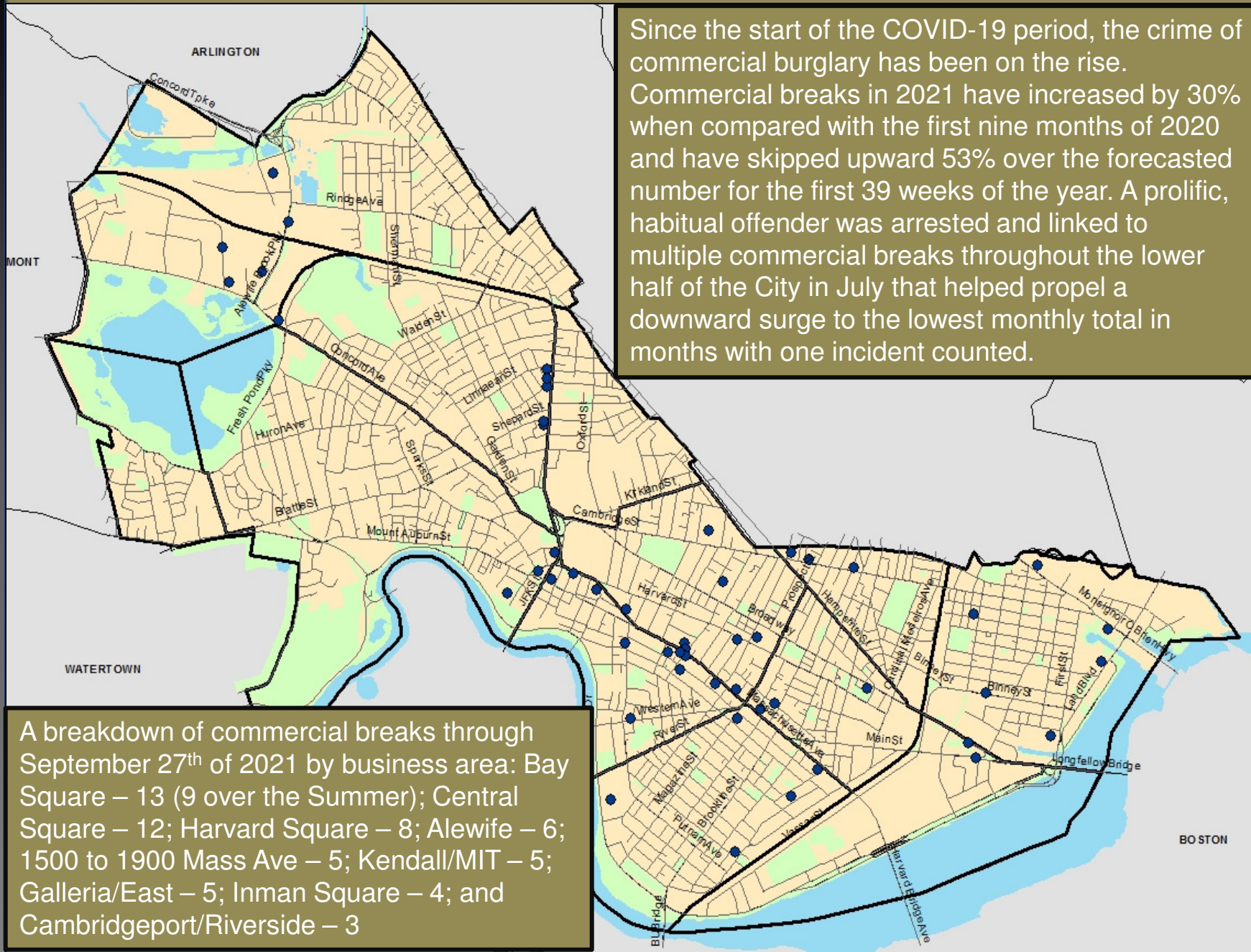
Currently, there are no housebreak patterns in Cambridge. For the first nine months of the 2021, a solid decrease of 12% has been recorded, with 13 fewer crimes reported. Seventy-two of the 93 housebreaks counted in 2021 have been in the lower-half of the City below Harvard Square.







## Geographic Breakdown of Commercial Breaks: 1.1.21 – 9.27.21





## LARCENY

*No Patterns*

- **Overall larceny through 9/27/21 registered at 1,438 incidents, 7% above the same time frame in 2020.** The total of 1,438 larcenies reported year-to-date in 2021 is also 10% above the 5-year average of 1,306 incidents through 9/27.
- **The larceny from motor vehicles total for the first nine months of 2021 is 339 incidents, which is 44% above the total for the same time period in 2020.** The 339 thefts reported also indicates an increase of 130 incidents (+62%) above the number forecasted through the first 39 weeks of 2021. Much of this upsurge can be attributed to the large number of catalytic converter thefts that occurred in January, February and August.
- **Through September 27, 2021, there have been 73 larcenies from the person reported in Cambridge, up by 4 incidents (6%) when compared to the same time period in 2020.** Although similar to 2020, this is down 32% from the 5-year average of 107, likely due to the pandemic. Central Square has seen the most activity this year with 43 incidents.
- **There have been 93 larcenies from buildings reported through September 27, 2021.** This is 4 incidents (4%) below the same time frame in 2020 and 66 incidents (42%) below the 5-year average. With gyms and public buildings closed or at limited capacity for a good portion of the beginning of the year, it is no surprise that this category has decreased.
- **Larcenies from residences are currently down by 1 incident through 9/27/21 when compared with the same time in 2020.** Package thefts have made up the majority of this crime type in recent years and have registered even higher than average in 2020 and 2021, likely due to the high volume of deliveries during the pandemic. Package thefts have accounted for 174 (or 66%) of the 265 larcenies from residences in 2021.
- **Larceny of bicycles continues to be one of the major property crimes seen in 2021, with 30 more bike thefts reported in 2021 than during the same time frame in 2020 (+7%).** Bike thefts are also up 39% (131 thefts) over the five-year average. North Cambridge has seen the most bike thefts year-to-date with 84 incidents (18% of the citywide total of 396), followed by Cambridgeport with 80.

### Percent Change

Last 4 Weeks

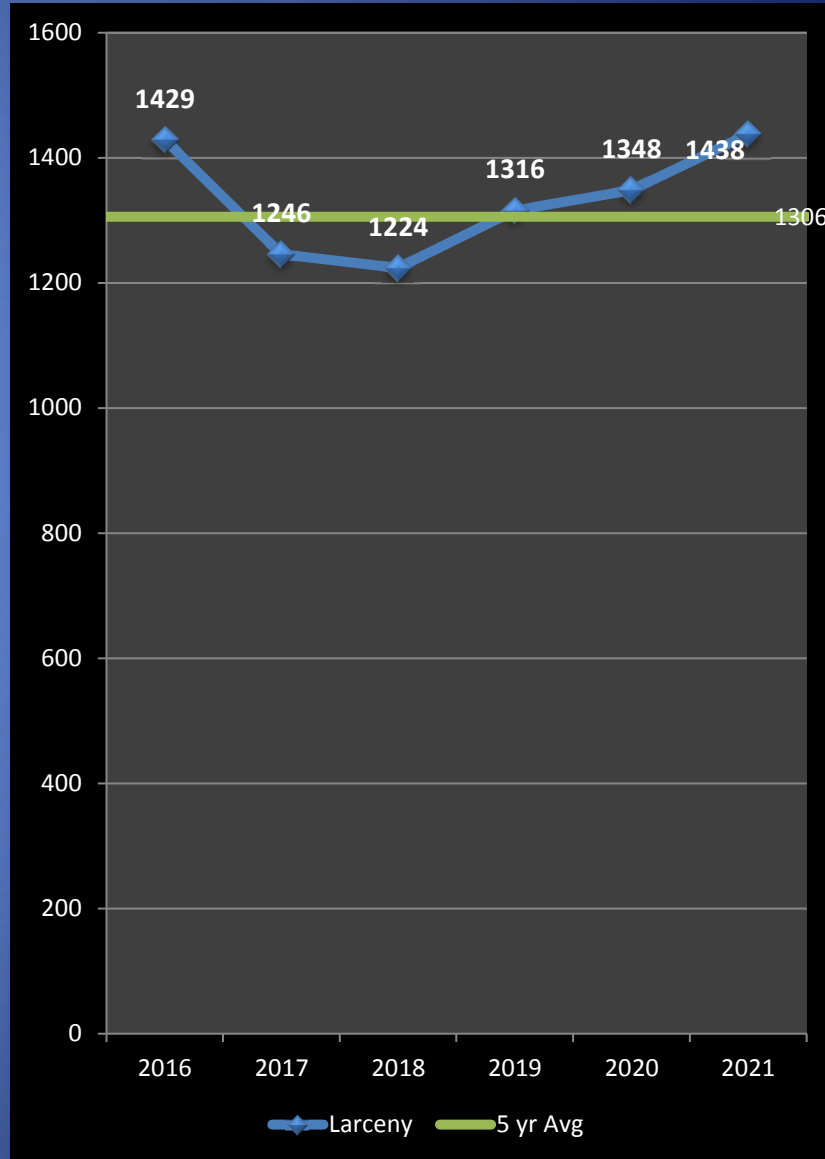
**-1%**

Previous Year

**+7%**

5-Year Average

**+10%**







## LARCENY From MV

*Sporadic Pattern*

- The 339 thefts from cars reported over the first three quarters of 2021 indicate an increase of 130 incidents (+62%) above the number forecasted through September 27<sup>th</sup> of 2021. When measured against the total for the first nine months of last year, a 44% increase has been recorded with 103 additional incidents counted. There was a substantial decrease of 26 incidents in September (-47%) when measured against the previous month's total.
- The neighborhoods with the highest larceny from motor vehicle totals so far in 2021 are: Mid-Cambridge (62); Cambridgeport (60); Riverside (38); North Cambridge (37); and Peabody (30). The neighborhoods with the lowest totals through the first eight months of this year are the MIT and Strawberry Hill neighborhoods, with 2 each.
- Catalytic converter thefts had been a regional issue with Cambridge not experiencing any until a series of thefts were reported by residents primarily in the Cambridgeport neighborhood between January 17-18. Another surge of thefts occurred in the Inman-Harrington and East Cambridge neighborhoods over the first two weeks of February. After a nearly 3-month hiatus in converter theft activity, a pattern erupted during August with 25 thefts, most from Toyota Priuses (2004 to 2009 model years). The majority took place in Mid-Cambridge.

### Percent Change

Last 4 Weeks

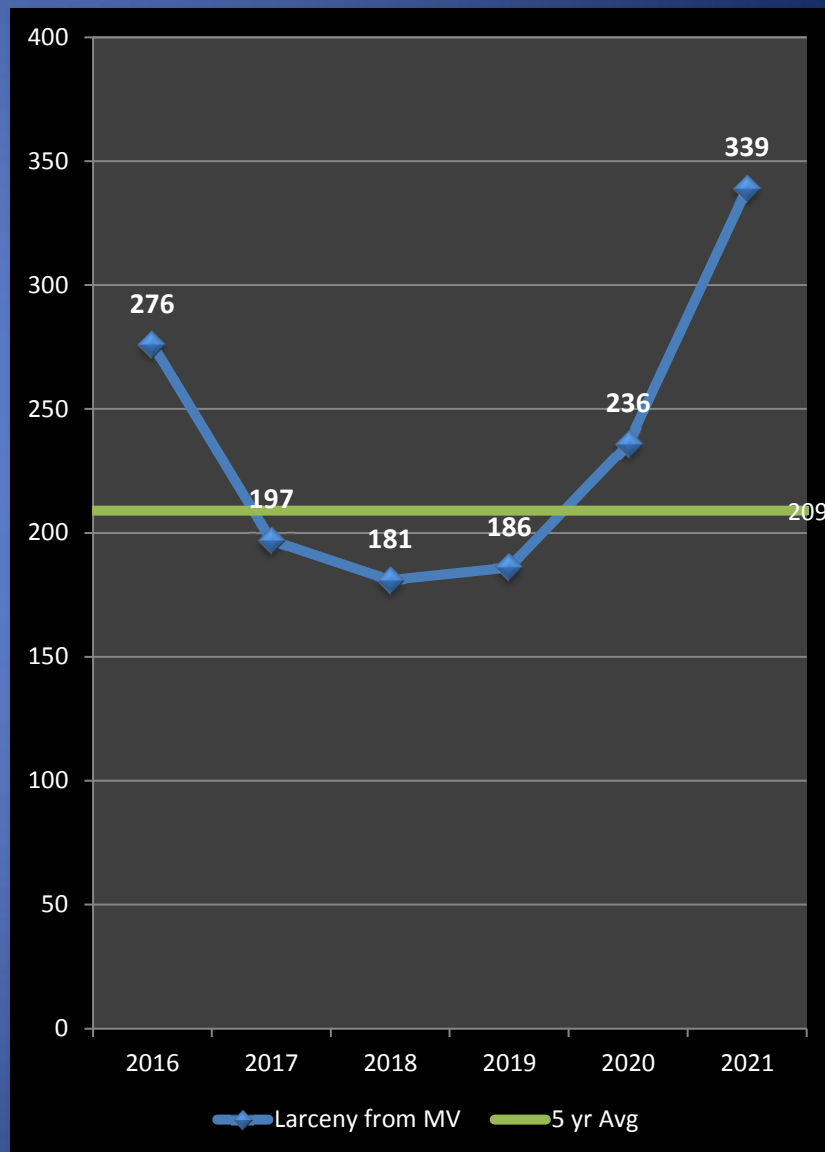
**-47%**

Previous Year

**+44%**

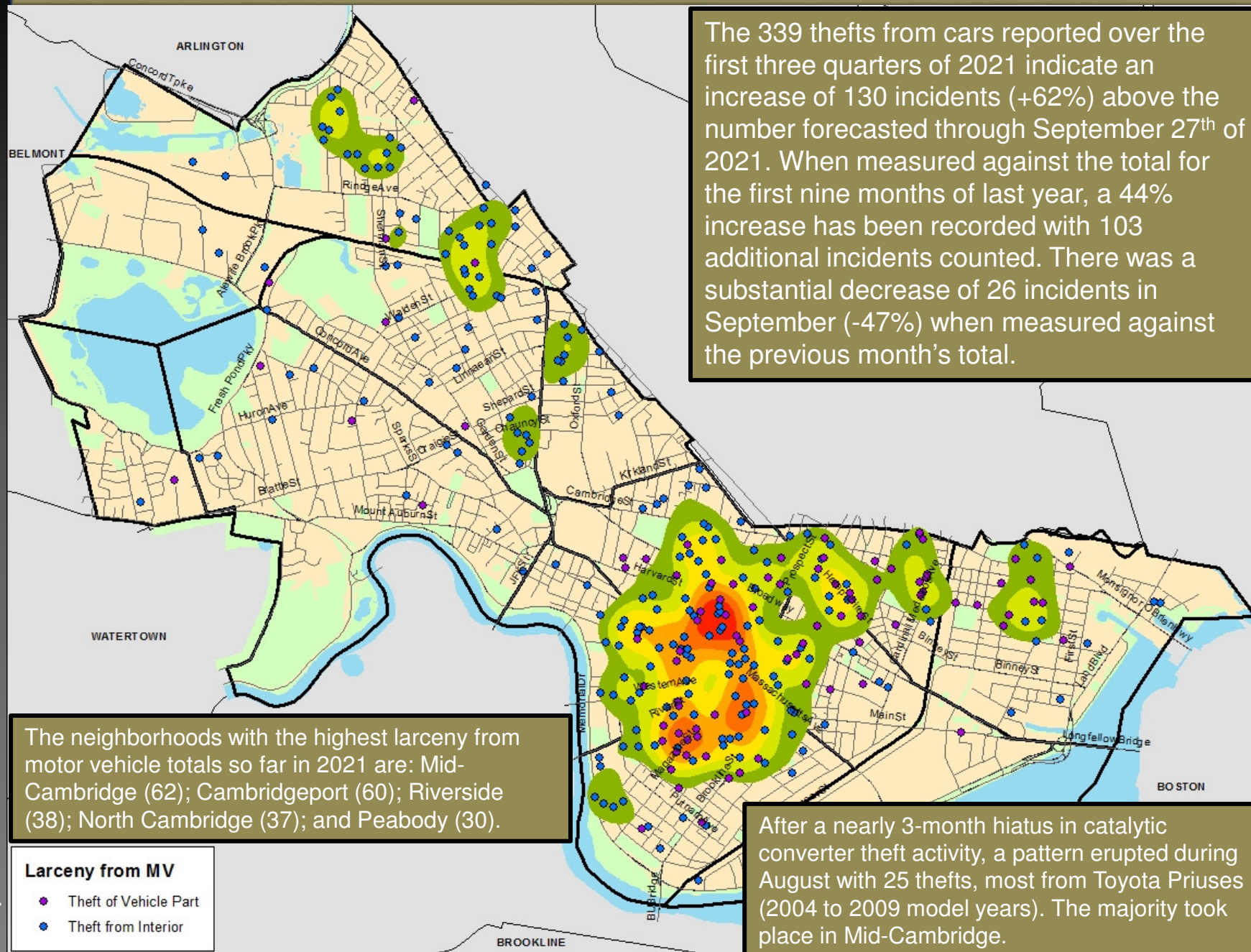
5-Year Average

**+62%**





## Geographic Breakdown of Larceny from Motor Vehicles: 1.1.21 – 9.27.21





## LARCENY *from Person*

### *No Patterns*

- Through September 27, 2021, there have been 73 larcenies from the person reported in Cambridge, up by four incidents (6%) when compared to the same time period in 2020. When compared to the 5-year average, there has been a decrease of 34 incidents (-32%). The sizeable decrease below the 5-year average is mostly due to the lack of patronage at restaurants and stores in the city because of the pandemic.
- Central Square has seen by far the most activity this year with 43 incidents, followed by Porter Square with ten. There have only been eight larcenies from the person reported in Harvard Square thus far in 2021. This is highly unusual, but most Harvard Square larcenies from the person involve diners or students, neither of whom have been out in full force in the past year. The numbers citywide are considerably lower than we would expect because of the numerous COVID-related closures of and restrictions at restaurants and shops across the city, where we typically see the majority of this crime type occur. The higher numbers in Central Square are mainly due to grab-and-run situations or incidents that involve individuals who are homeless whose property may have been stolen while they were asleep or otherwise distracted.
- The most common situations in which property has been stolen thus far in 2021 are thefts of nearby but unattended property (24) and thefts while shopping (19).
- There have been seven suspects developed for this crime type throughout the first nine months of the year. Often when it comes to larcenies involving victims or perpetrators who are unhoused, the suspect is sometimes known but parties are not always cooperative or accessible for follow-up.

### Percent Change

Last 4 Weeks

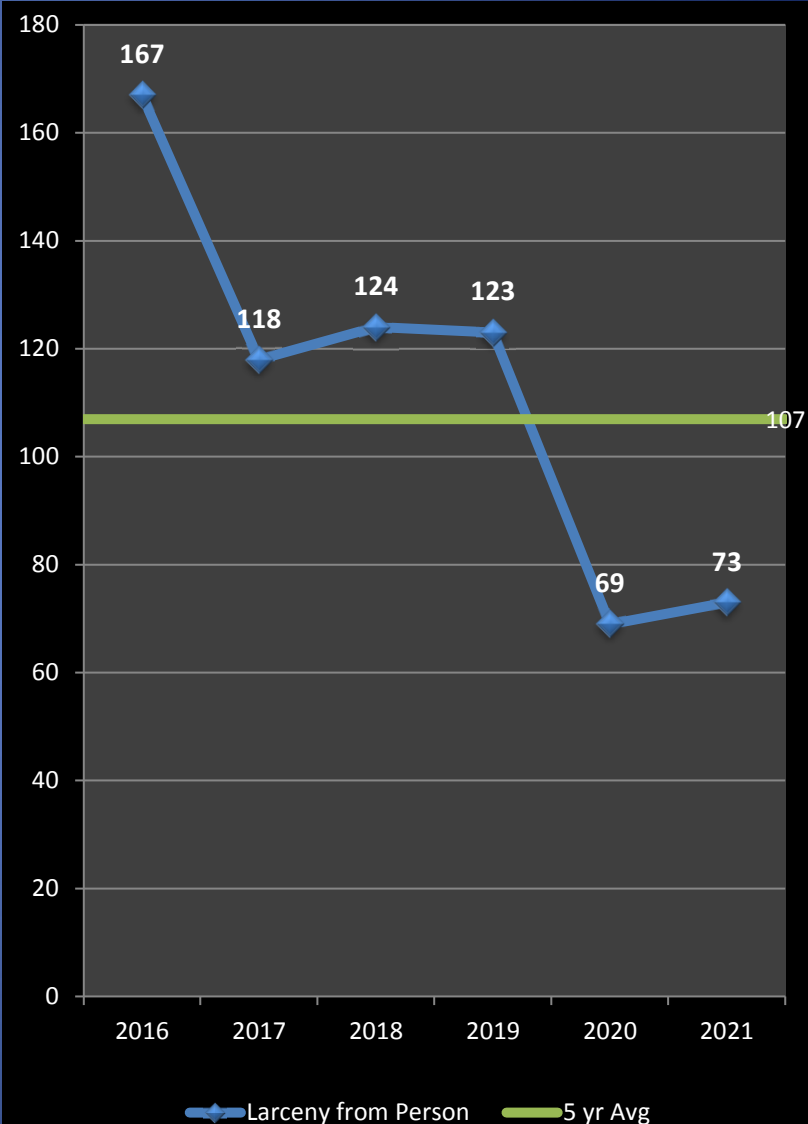
**+63%**

Previous Year

**+6%**

5-Year Average

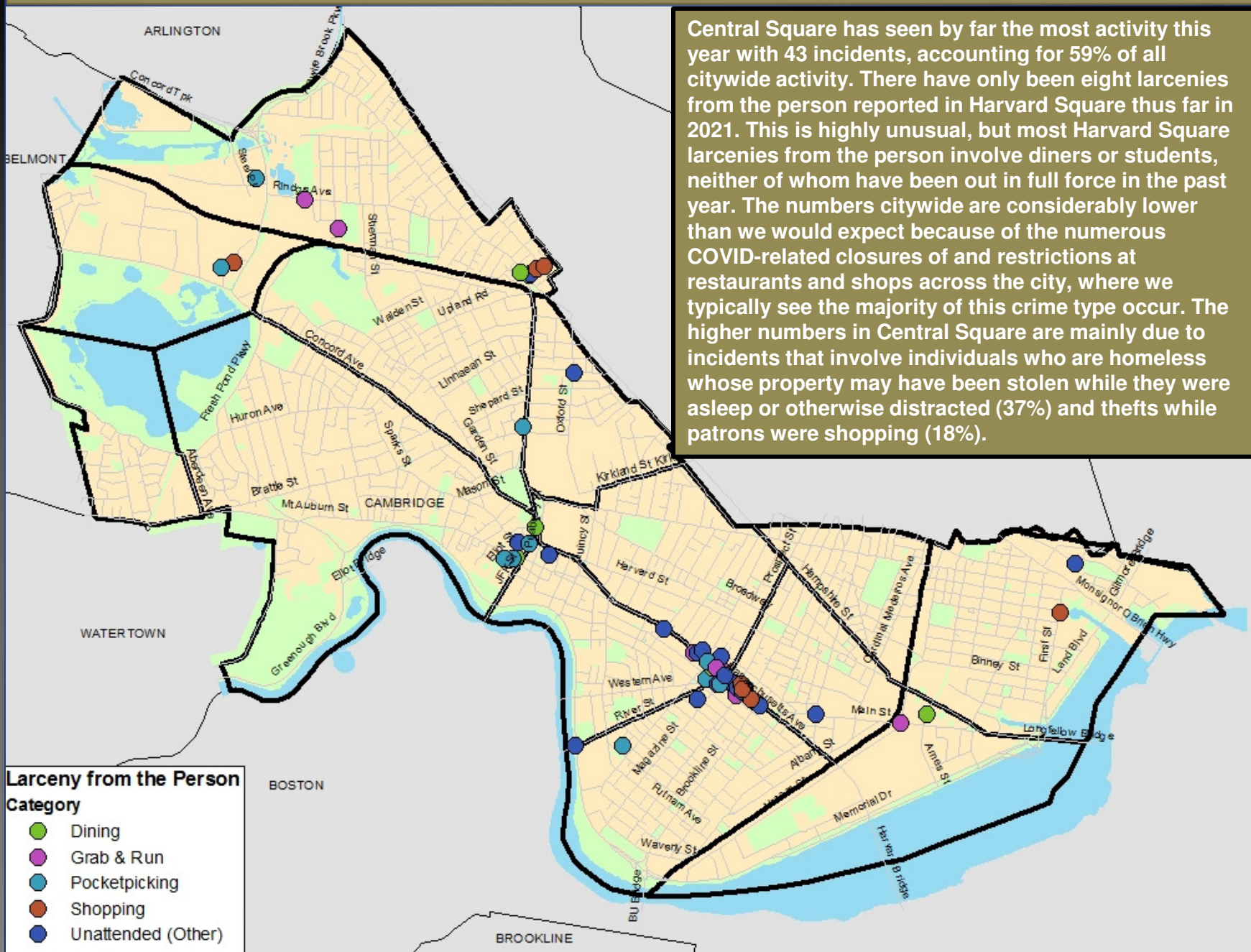
**-32%**







## Geographic Breakdown of Larceny from Person 1.1.21 – 9.27.21







## LARCENY of Bicycle

### No Patterns

- Bicycle thefts continue to be one of the major property crimes seen in 2021, incurring a 7% increase in 2021 when compared with the same time period in 2020, and up 39% (+131 thefts) above the 5-year average.
- Almost two-thirds of the bike thefts this year (or 63%) have taken place in the lower half of the city, with 297 of the 469 reported south/east of Harvard Square. However, there are hot spots in North Cambridge and the Highlands that account for a large number of the thefts in the northern part of the City.
- Although the majority of bicycles tend to be stolen from streets, sidewalks, and yards, similar to last year we continue to see an increase in thefts from personal garages, parking garages, and building storage areas.
- Of the 469 bike thefts reported thus far in 2021, 364 (78%) were reportedly locked at the time of the theft.
- A few individuals who are homeless have been found in possession of bikes that were reported stolen this year.

#### Top Neighborhoods for Bike Theft in 2021

Neighborhood	YTD Total	% Citywide
North Cambridge	84	18%
Cambridgeport	80	17%
Riverside	55	12%
East Cambridge	53	11%
Mid Cambridge	48	10%
Peabody	32	7%

### Percent Change

Last 4 Weeks

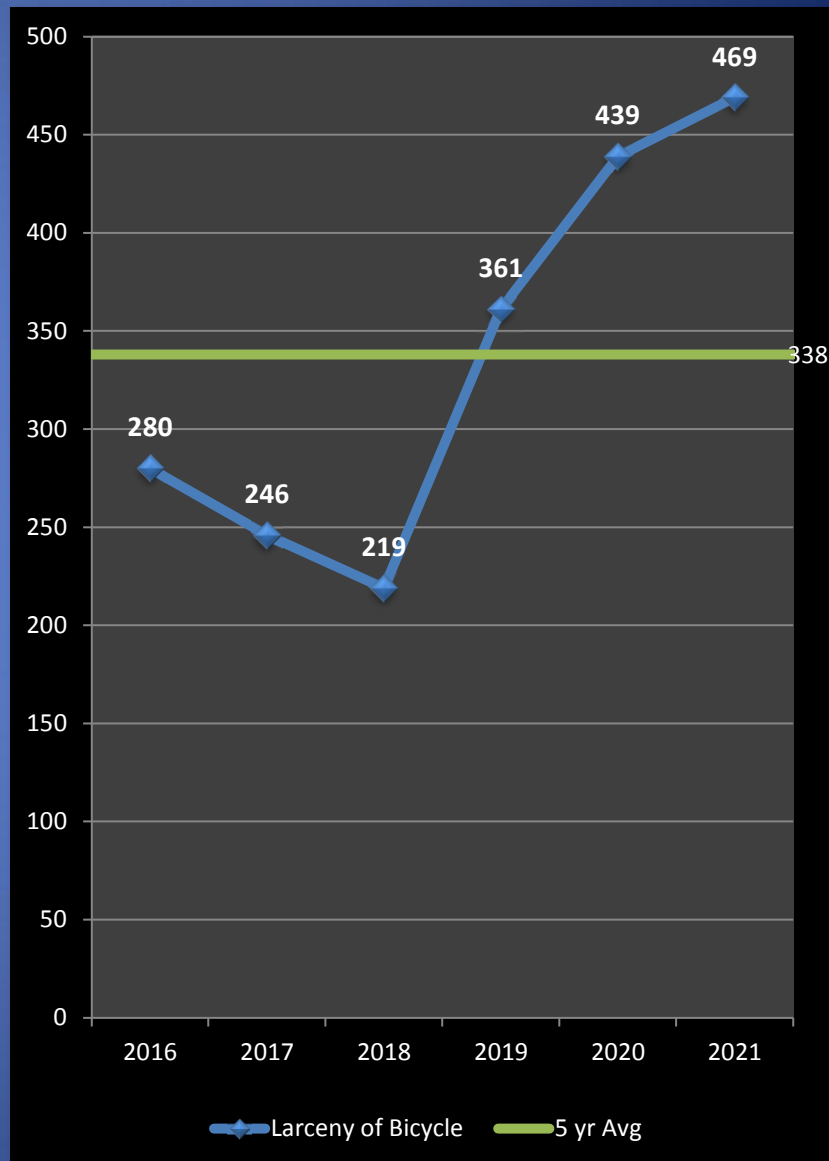
+62%

Previous Year

+7%

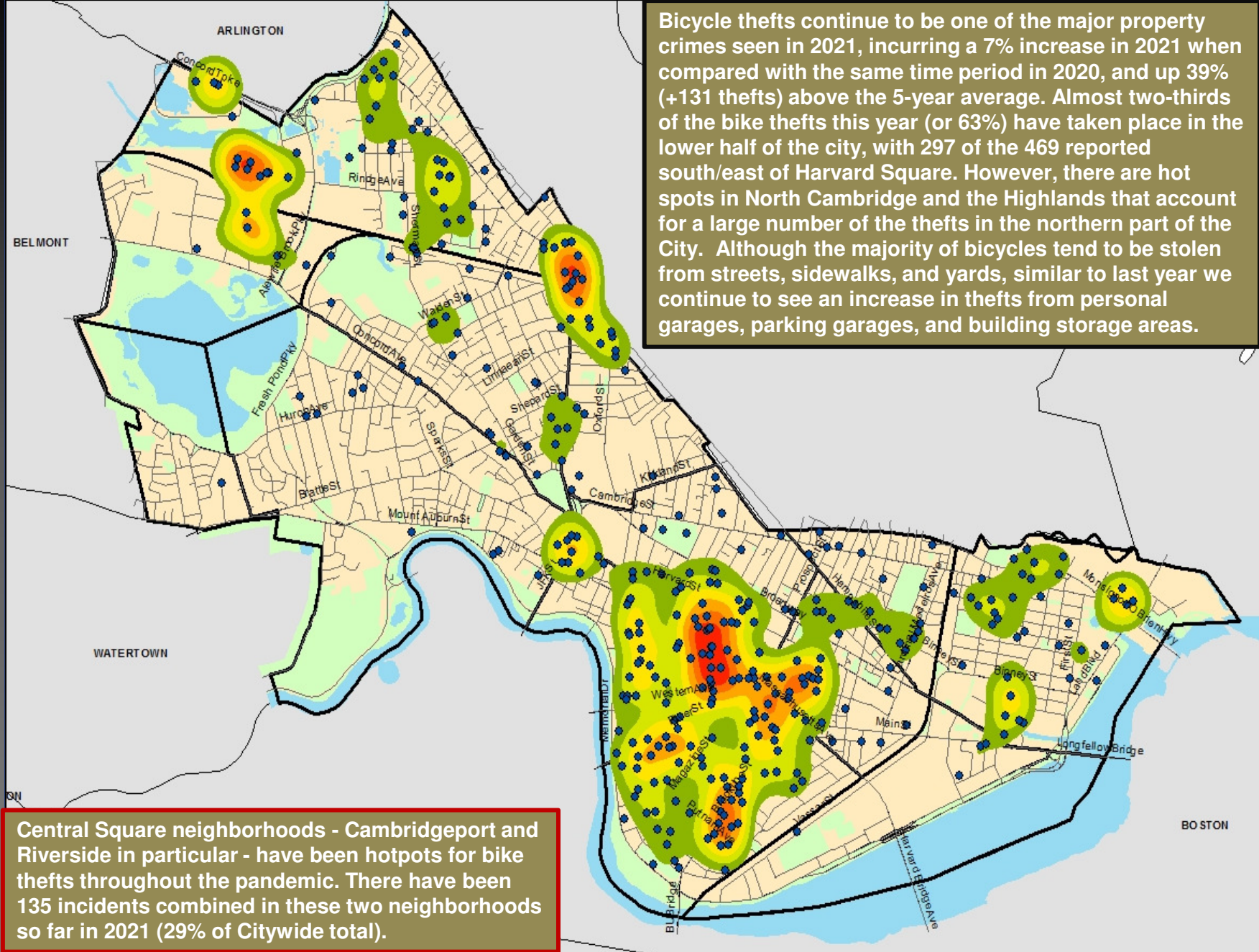
5-Year Average

+39%





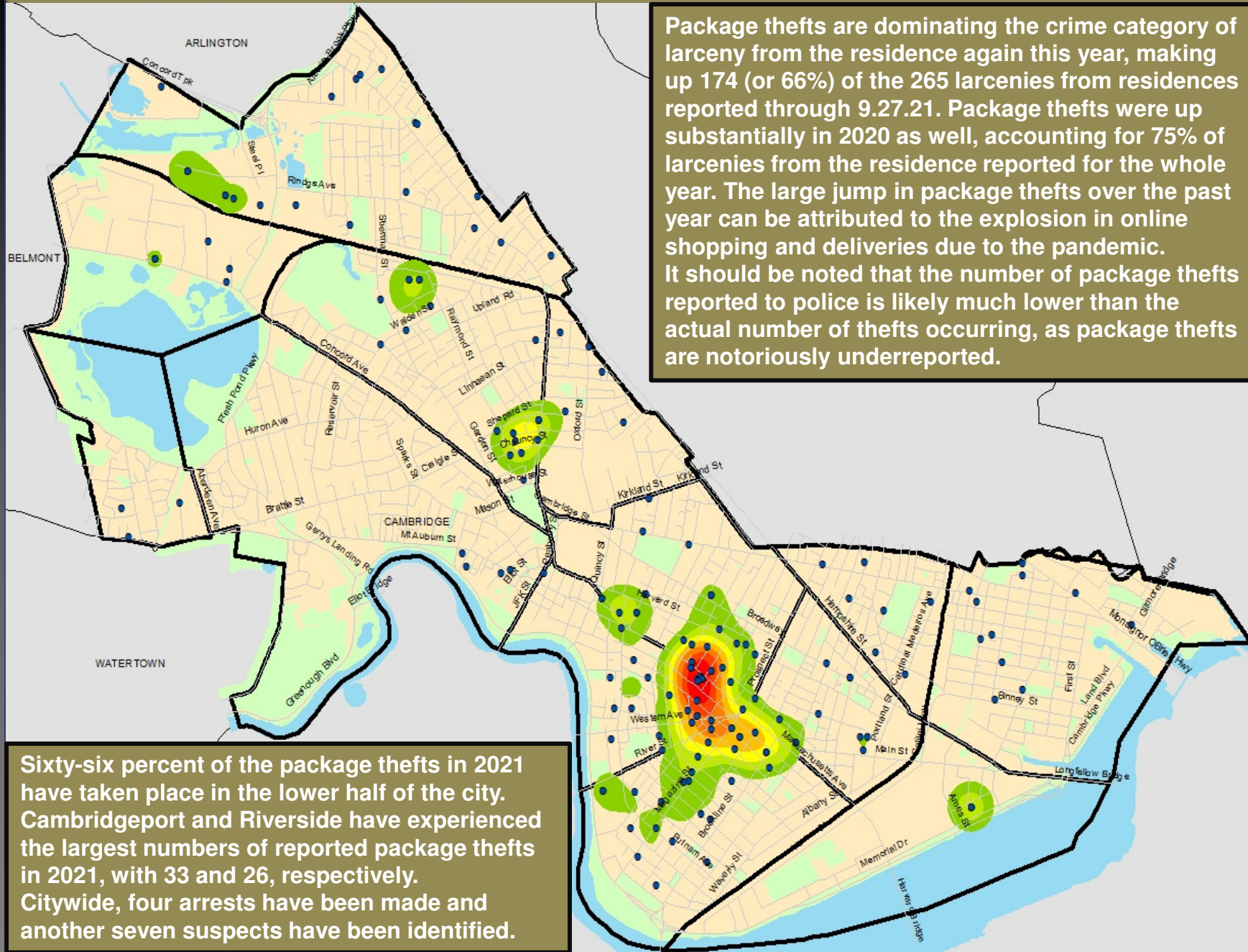
## Geographic Breakdown of Larceny of Bicycles: 1.1.21 – 9.27.21





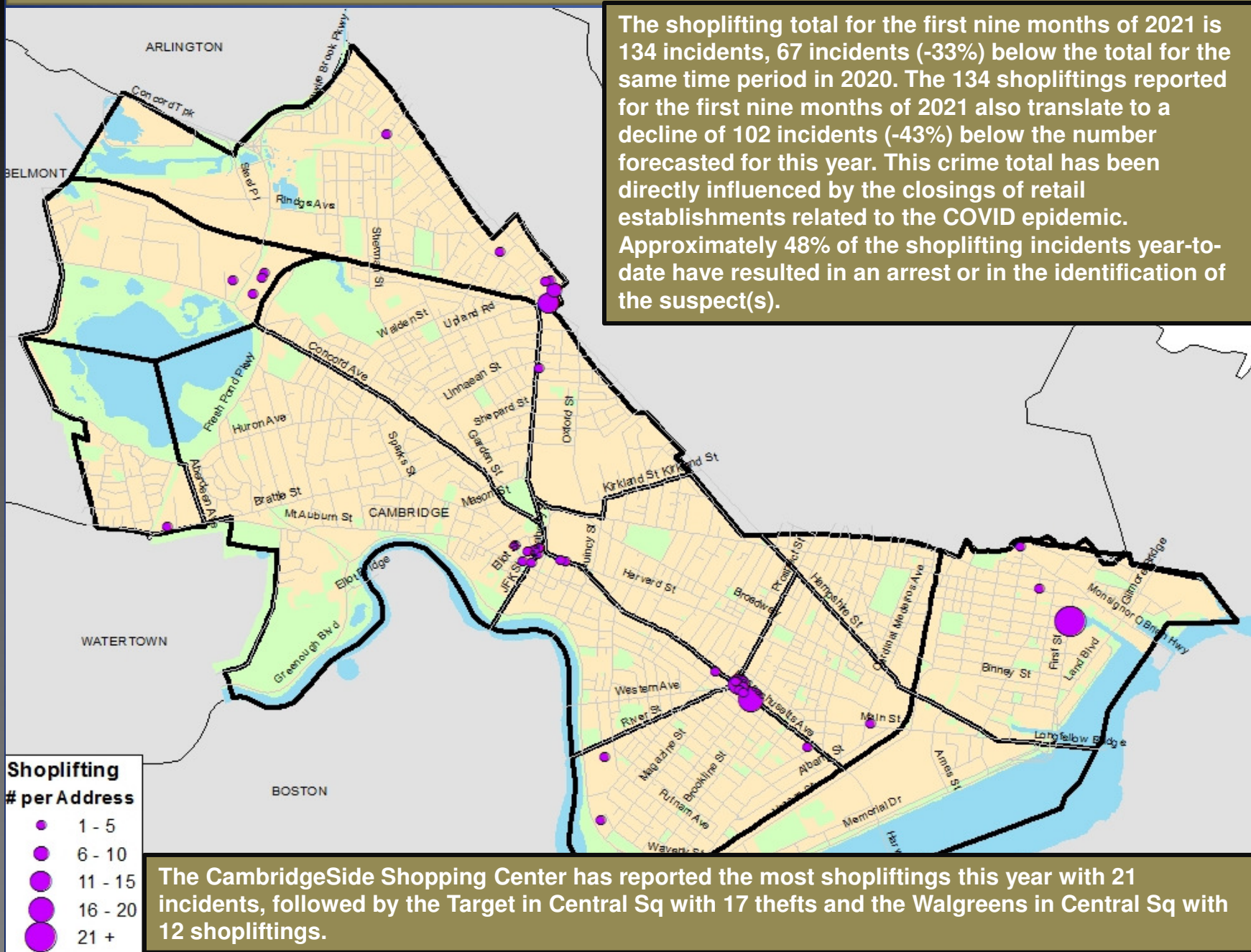


## Geographic Breakdown of Package Thefts: 1.1.21 – 9.27.21





## Geographic Breakdown of Shoplifting: 1.1.21 – 9.27.21







## AUTO THEFT

*No Patterns*

- The projected 5-year weighted average for auto thefts through September 27th is 75, and with 92 reported in 2021 during this time, we are experiencing an increase of 23%. Auto thefts in 2021 are also up 42% over last year by 27 incidents.
- When comparing the most recent four weeks (September) to the prior (August), there was a decrease from 20 incidents to 15, or -25%. There had been a large increase from May to June due to an increase in scooter, moped, and motorcycle thefts, as is common with the warmer temperatures, but this trend dropped off in July. The resurgence of two-wheeled-vehicle thefts in August attributed to a 300% rise over July. However, this trend has cooled off with the cooler weather in September.
- Eleven of the 92 thefts this year have been reported by auto rental businesses when their vehicles were not returned on time.
- The neighborhoods with the highest auto theft totals are: Riverside – 25, North Cambridge – 13, Cambridgeport - 11, East Cambridge – 10 and West Cambridge – 9. Meanwhile, Mid-Cambridge and Agassiz have each recorded 5, Peabody has had 4 and The Port, the Highlands and Inman/Harrington all have 3 each, and MIT has 1.
- There have been 37 auto theft recoveries recorded so far in 2021 (40% of the total stolen).

### Percent Change

Last 4 Weeks

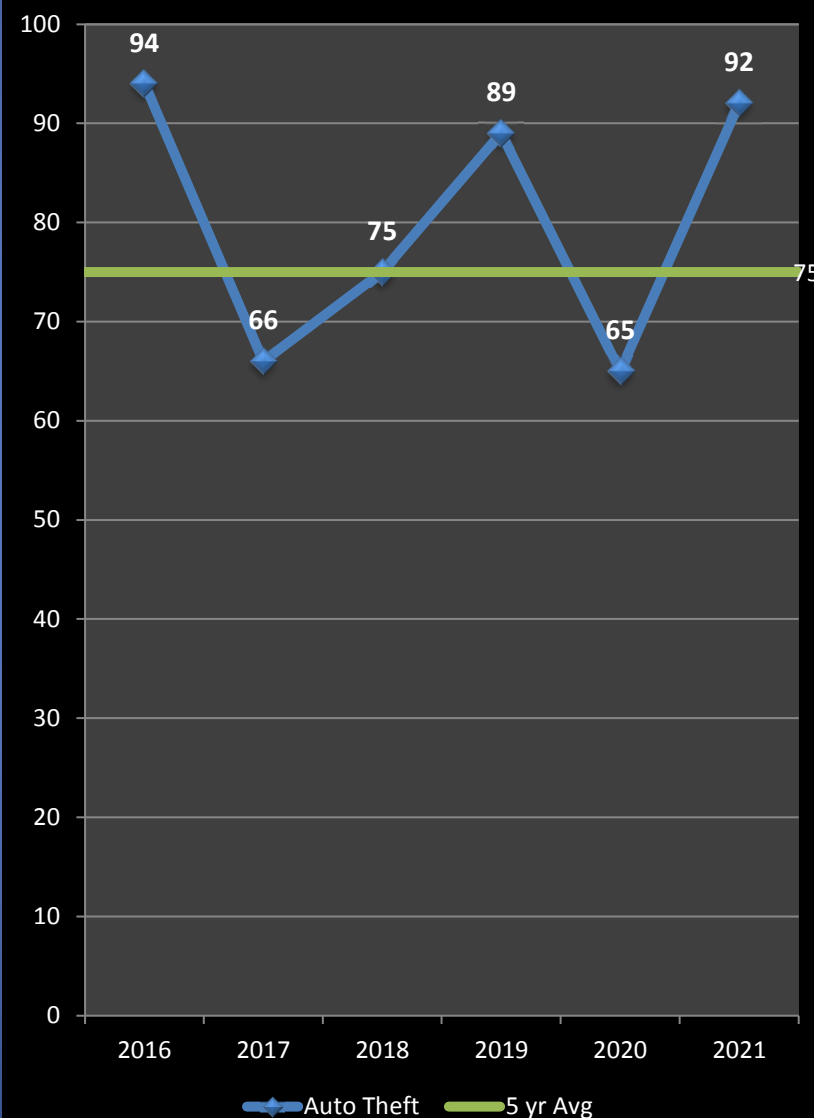
**-25%**

Previous Year

**+42%**

5-Year Average

**+23%**





# Help Prevent Crime

*And keep yourself informed!*

## To receive information from the CPD:

- Sign up with for the **Cambridge Alert Network**, to receive alerts about emerging crime patterns, neighborhood meetings, and crime prevention tips, by visiting [www.CambridgeMa.gov/AlertNetwork](http://www.CambridgeMa.gov/AlertNetwork).
- “Like” the Cambridge Police Department on Facebook at [www.facebook.com/CambridgePolice](http://www.facebook.com/CambridgePolice)
- Follow [@CambridgePolice](https://twitter.com/CambridgePolice) on Twitter.
- Visit our website at [www.CambridgePolice.org](http://www.CambridgePolice.org) for valuable information and reports including the Daily Log and BridgeStat, which is published on the first Friday of every month.
- Download our “MyPD” smartphone app at [www.CambridgePolice.org/MyPD](http://www.CambridgePolice.org/MyPD).

## To Share Information with the CPD:

- Call our Non-Emergency Telephone Number at **617-349-3300**.
  - Every call for service generates a police response, so help drive our resources by reporting things that seem suspicious or out of the ordinary.
- Send an Anonymous TEXT-A-TIP:
  - Send an ANONYMOUS text message to **Tip411 (847411)**. Begin your message with Tip650 and then type your message. You will receive a response from the Cambridge Police with the option to continue communicating. Please remember that this is not a replacement for 9-1-1. **If you witness an emergency situation, please call 9-1-1 immediately.**
- Send an Anonymous Crime Tip E-Mail at [www.CambridgePolice.org/Tips](http://www.CambridgePolice.org/Tips)