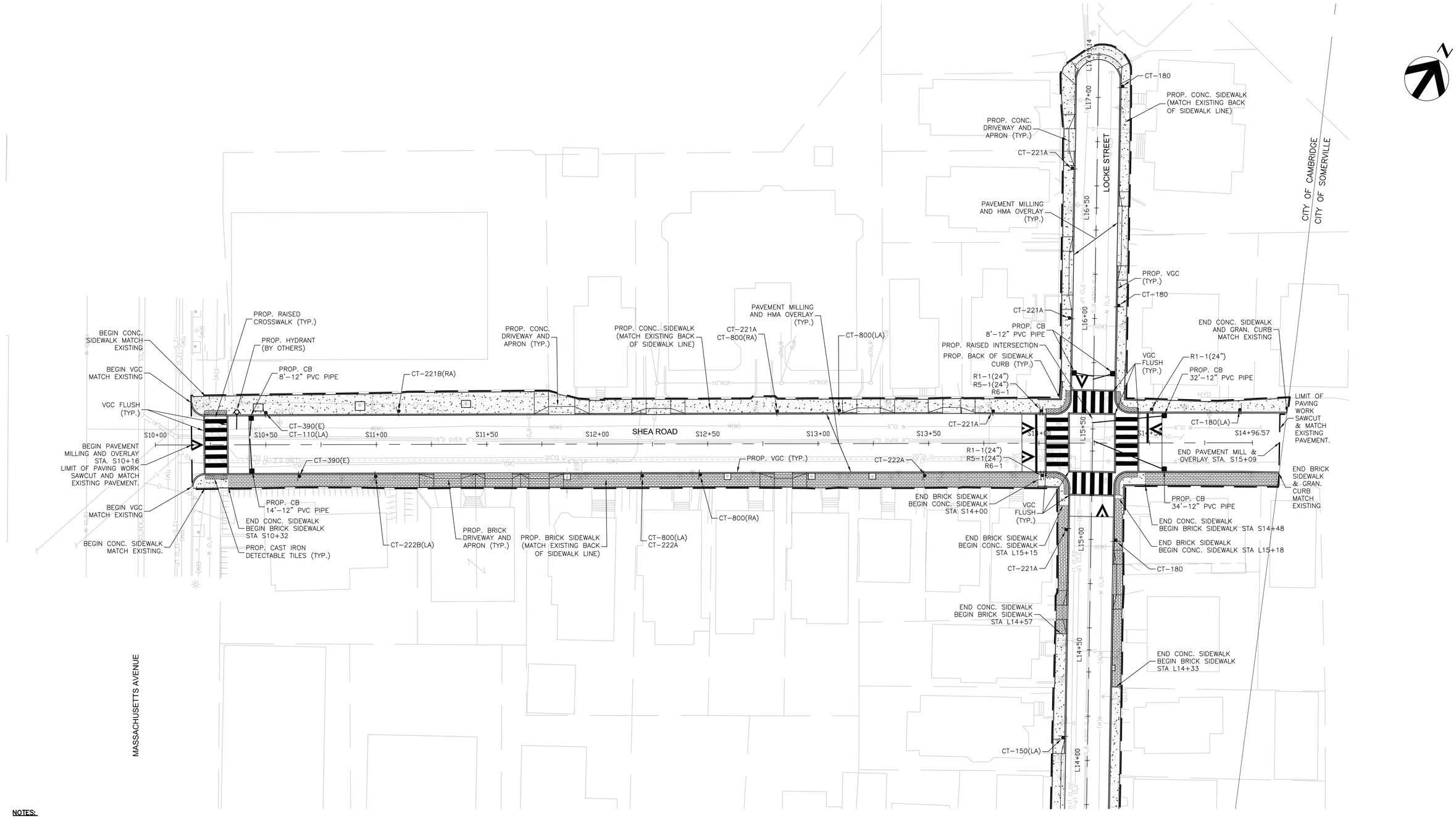

NOTES:

1. FOR LEGEND, ABBREVIATIONS AND GENERAL NOTES, SEE SHEET G-3.
2. FOR GRADING, SEE SHEETS NC-7 THROUGH NC-11.
3. FOR LAYOUT INFORMATION, SEE SHEETS NC-4 THROUGH NC-6.
4. EXISTING CURB WHICH MEETS THE REQUIREMENTS OF THE SPECIFICATIONS SHALL BE REUSED TO THE MAXIMUM EXTENT POSSIBLE.
5. ALL DRIVEWAY OPENINGS SHALL BE CONSTRUCTED WITH TRANSITION CURB IN ACCORDANCE WITH DETAILS.
6. ALL EXISTING TREES NOT INDICATED TO BE REMOVED SHALL BE PRESERVED. SEE SPECIFICATIONS.
7. MATCH EXISTING CONDITIONS AT LIMIT OF WORK. CONTRACTOR SHALL PROTECT ANY AND ALL FEATURES ON PRIVATE PROPERTY. REPAIR OF DAMAGED PROPERTY SHALL BE AT CONTRACTOR EXPENSE.
8. GEOMETRIC LAYOUTS SHOWN ARE APPROXIMATE AND SHALL BE STAKED OUT BY THE CONTRACTOR FOR INSPECTION BY THE ENGINEER PRIOR TO CONSTRUCTION.
9. SEE SPECIFICATIONS FOR TRAFFIC SIGN LEGEND AND DETAILS.
10. ALL PROPOSED DRAIN LATERALS INCLUDE CONNECTION TO EXISTING PIPE.

CONT. ON SHEET NC-2

0 20 40
SCALE IN FEET

HDR Engineering, Inc.
695 Atlantic Avenue, Boston, MA 02111
TEL: (617) 357-7700 FAX: (617) 357-7759

No.	DESCRIPTION	DATE
	REVISIONS	

Scale	1"=20'
Date	04/26/12
Job No.	165678
Designed by	D.S.
Drawn by	D.S.
Checked by	G.F.
Approved by	G.F.

CITY OF CAMBRIDGE, MASSACHUSETTS

CHAPTER 90 ROADWAY & SIDEWALK RECONSTRUCTION
CONTRACT NO. 15

NORTH CAMBRIDGE STREETS
CONSTRUCTION PLAN 1

Sheet No. NC-1
Total Sheets 51
File No.

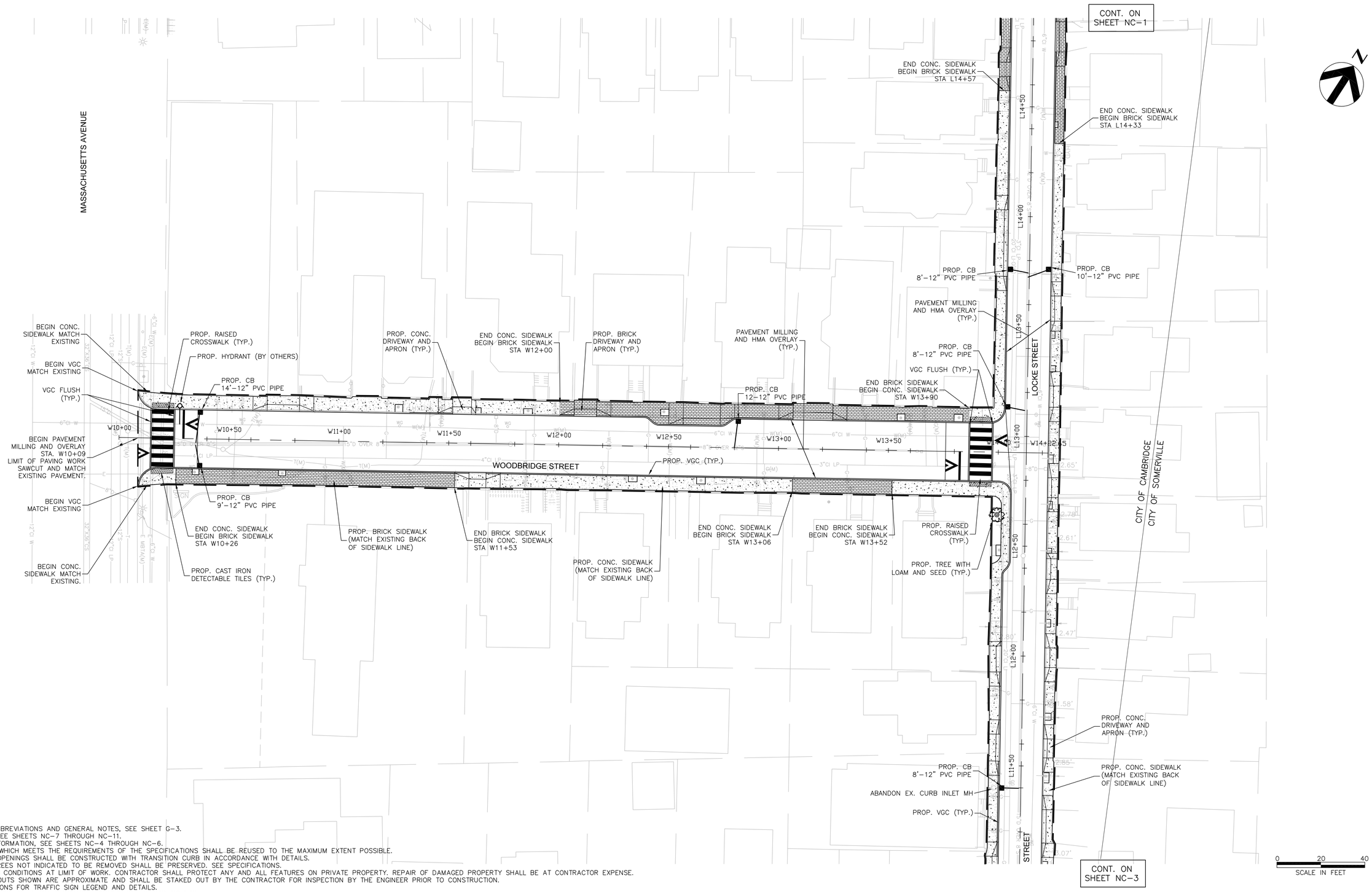

NOTES:

1. FOR LEGEND, ABBREVIATIONS AND GENERAL NOTES, SEE SHEET G-3.
2. FOR GRADING, SEE SHEETS NC-7 THROUGH NC-11.
3. FOR LAYOUT INFORMATION, SEE SHEETS NC-4 THROUGH NC-6.
4. EXISTING CURB WHICH MEETS THE REQUIREMENTS OF THE SPECIFICATIONS SHALL BE REUSED TO THE MAXIMUM EXTENT POSSIBLE.
5. ALL DRIVEWAY OPENINGS SHALL BE CONSTRUCTED WITH TRANSITION CURB IN ACCORDANCE WITH DETAILS.
6. ALL EXISTING TREES NOT INDICATED TO BE REMOVED SHALL BE PRESERVED. SEE SPECIFICATIONS.
7. MATCH EXISTING CONDITIONS AT LIMIT OF WORK. CONTRACTOR SHALL PROTECT ANY AND ALL FEATURES ON PRIVATE PROPERTY. REPAIR OF DAMAGED PROPERTY SHALL BE AT CONTRACTOR EXPENSE.
8. GEOMETRIC LAYOUTS SHOWN ARE APPROXIMATE AND SHALL BE STAKED OUT BY THE CONTRACTOR FOR INSPECTION BY THE ENGINEER PRIOR TO CONSTRUCTION.
9. SEE SPECIFICATIONS FOR TRAFFIC SIGN LEGEND AND DETAILS.
10. ALL PROPOSED DRAIN LATERALS INCLUDE CONNECTION TO EXISTING PIPE.

HDR Engineering, Inc.
695 Atlantic Avenue, Boston, MA 02111
TEL: (617) 357-7700 FAX: (617) 357-7759

No.	DESCRIPTION	DATE
	REVISIONS	

Scale	1"=20'
Date	04/26/12
Job No.	165678
Designed by	D.S.
Drawn by	D.S.
Checked by	G.F.
Approved by	G.F.

CITY OF CAMBRIDGE, MASSACHUSETTS

CHAPTER 90 ROADWAY & SIDEWALK RECONSTRUCTION
CONTRACT NO. 15

NORTH CAMBRIDGE STREETS
CONSTRUCTION PLAN 2

Sheet No. NC-2
Total Sheets 51
File No.

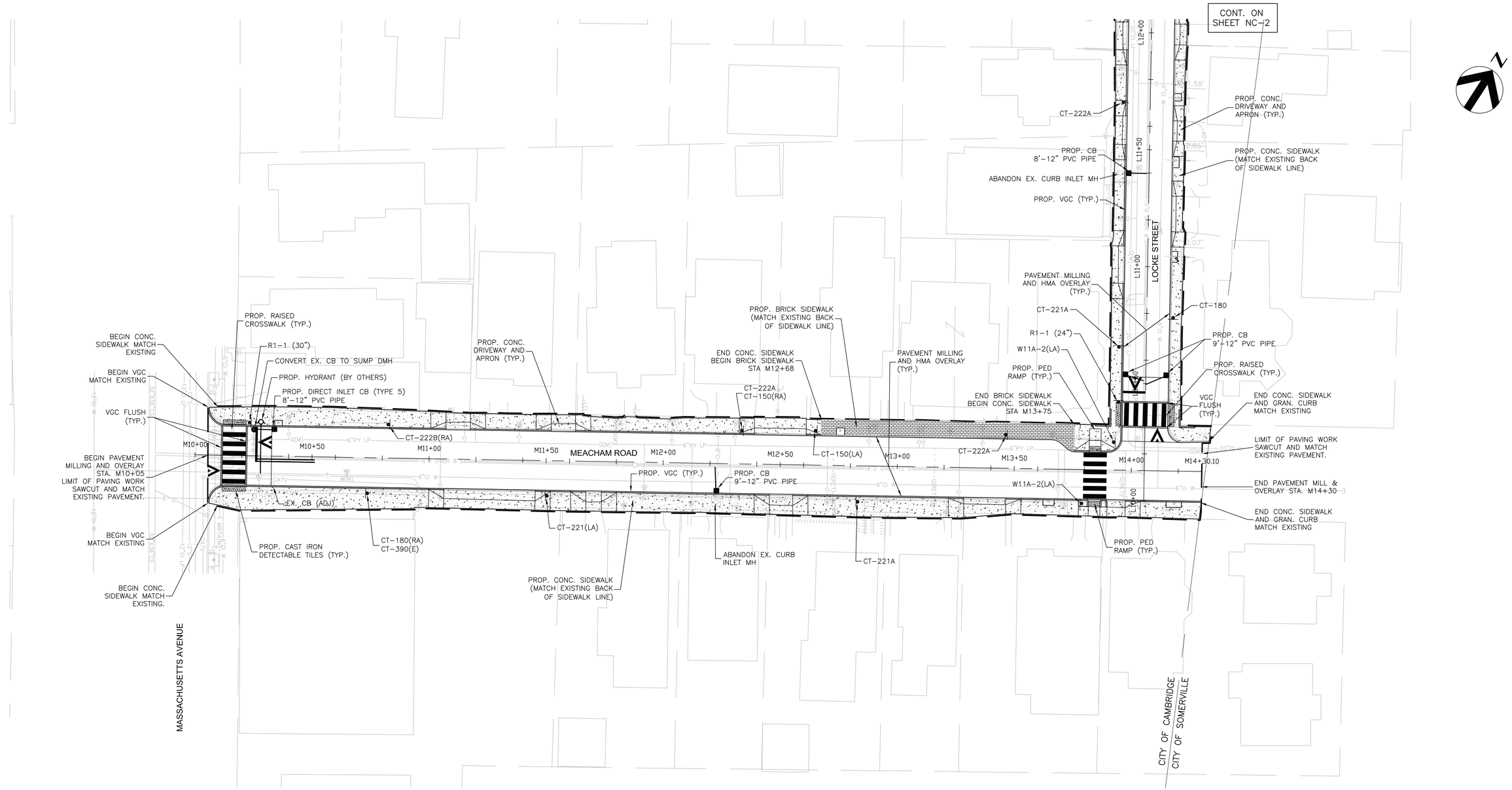

NOTES:

1. FOR LEGEND, ABBREVIATIONS AND GENERAL NOTES, SEE SHEET G-3.
2. FOR GRADING, SEE SHEETS NC-7 THROUGH NC-11.
3. FOR LAYOUT INFORMATION, SEE SHEETS NC-4 THROUGH NC-6.
4. EXISTING CURB WHICH MEETS THE REQUIREMENTS OF THE SPECIFICATIONS SHALL BE REUSED TO THE MAXIMUM EXTENT POSSIBLE.
5. ALL DRIVEWAY OPENINGS SHALL BE CONSTRUCTED WITH TRANSITION CURB IN ACCORDANCE WITH DETAILS.
6. ALL EXISTING TREES NOT INDICATED TO BE REMOVED SHALL BE PRESERVED. SEE SPECIFICATIONS.
7. MATCH EXISTING CONDITIONS AT LIMIT OF WORK. CONTRACTOR SHALL PROTECT ANY AND ALL FEATURES ON PRIVATE PROPERTY. REPAIR OF DAMAGED PROPERTY SHALL BE AT CONTRACTOR EXPENSE.
8. GEOMETRIC LAYOUTS SHOWN ARE APPROXIMATE AND SHALL BE STAKED OUT BY THE CONTRACTOR FOR INSPECTION BY THE ENGINEER PRIOR TO CONSTRUCTION.
9. SEE SPECIFICATIONS FOR TRAFFIC SIGN LEGEND AND DETAILS.
10. ALL PROPOSED DRAIN LATERALS INCLUDE CONNECTION TO EXISTING PIPE.

0 20 40
SCALE IN FEET

HDR Engineering, Inc.
695 Atlantic Avenue, Boston, MA 02111
TEL: (617) 357-7700 FAX: (617) 357-7759

No.	DESCRIPTION	DATE
	REVISIONS	

Scale	1"=20'
Date	04/26/12
Job No.	165678
Designed by	D.S.
Drawn by	D.S.
Checked by	G.F.
Approved by	G.F.

CITY OF CAMBRIDGE, MASSACHUSETTS

CHAPTER 90 ROADWAY & SIDEWALK RECONSTRUCTION
CONTRACT NO. 15

NORTH CAMBRIDGE STREETS
CONSTRUCTION PLAN 3

Sheet No. NC-3
Total Sheets 51
File No.