

# Hult International Business School

## Town-Gown Report Presentation

2020-2021



# Hult International Business School – Who We Are



## **Our Mission**

We strive to be the most relevant business school in the world. By using our global reach and always being creative, entrepreneurial, and on the cutting-edge, our aim is to have a positive impact on individuals and organizations by transforming their management practices.

# *Our Global Hult Community*

~4,000

**Students**

160

**Nationalities**

4

**Full Time Campuses  
(& Two Rotation Centers)**


*Full-Time  
Campuses*



**Cambridge**



**London**



**San Francisco**



**Dubai**

*Rotation  
Centers*



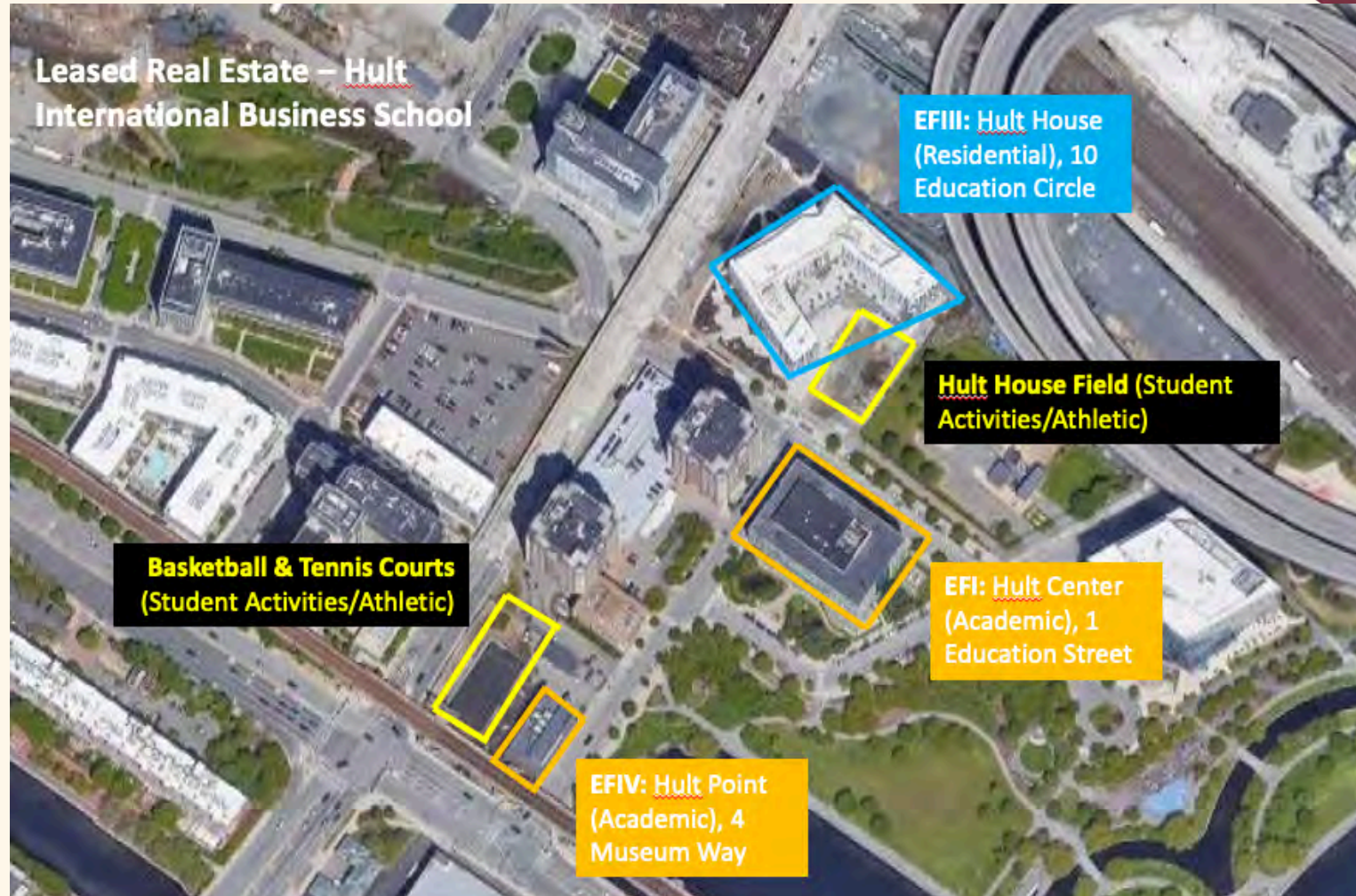
**New York**



**Shanghai**



# The Cambridge Campus



# Hult Center (EF I) – 1 Education St



- 88,812 SF leased
- 8 classrooms
- 1 auditorium
- 60 team rooms
- Little Lingo café and restaurant

# Hult Point (EF IV) – 4 Museum Way



- Opened fall 2018
- 25,000 SF
- 7 classrooms
- 14 team rooms
- 1 staff office
- 1 staff lounge
- Outdoor recreational space (tennis, basketball)



# Hult House (EF III) – 10 Education Circle



- Opened summer 2019
- 300,000 SF
- 292 rooms (approx. 500 beds)
- 10 study lounges
- 1 cafeteria
- 1 gym
- Lobby café
- Outdoor recreational space

## Cambridge Academic Programs (2020-21)

### **Undergraduate (UG) - Residential**

- Bachelor of Business Administration\* (BBA)

### **Postgraduate (PG) - Residential**

- Master of Business Administration\* (MBA)
- Executive MBA (EMBA)
- Master of International Business\* (MIB)
- Master of International Marketing\* (MIM)
- Master of Finance\* (MFIN)
- Master of Business Analytics\* (MsBA)
- “Dual Degree” Programs\* – MIM, MFIN, MsBA

### **Postgraduate (PG) - Virtual**

- Part-Time Master of Business Administration (“Live Online” MBA)

*\*Hybrid delivery in AY2020-21.*



# Enrollment Trends

	2016	2017	2018	2019	2020*	2026 (Projected)
Graduate	750	1018	897	951	500	1200
Undergraduate	n/a	n/a	158	293	171	1000
Total Number of Students	750	1018	1055	1244	671	2200

*\*2020 data account for in-person students only, using data from the fall 2020 term.*

## *Limitless Learning & COVID-19*

- For the 2020-21 academic year, students were given the option of taking courses on campus or virtually through “Limitless Learning” (LL) hybrid model
- Up to 50% of students opted for LL through Hult Cambridge programs
- In coming years, Hult will build off the success of this model through new “Live Online” programs



# Future Plans Narrative

## *Strategic & Long-Term Planning*

- Expansion of Cambridge campus academic offerings:
  - Live Online EMBA (launched 2019)
  - Master's in Business Analytics (launched 2020)
  - Live Online Master's in Business Analytics (planned launch fall 2021)
- 2021 closure of San Francisco undergraduate campus – current students transferred to Cambridge & London campuses

## *Diversity, Equity, & Inclusion*

- Internal task force launched in 2020 to examine diversity, equity, inclusion, & belonging (DEIB) at Hult
- Launch of several initiatives, including:
  - Listening sessions & ongoing support groups for students, faculty, and staff of color
  - Creation of an Ally Staff Network
  - Major revision to employee grievance procedures
  - Required DEIB training for all student-facing staff across Hult globally
  - Mandated that DEIB content be included in all courses





## Collaboration with CPSD

- Since 2013, EF & Hult have partnered with the City of Cambridge & CRLS to run the annual **Glocal Challenge**
- Collaborated with Cambridge public & charter high schools to recruit for the **Hult Scholar Grant** program (launched 2019-20)



# Sustainability & Resiliency Planning

- Properties incorporate energy efficiency & environmental sustainability components
- Hult House (opened 2019) designed to LEED v4 Gold standard
- Additional bike parking brought online in conjunction with Hult House opening – 340 long-term and 80 short-term spaces
- EF initiative to achieve carbon neutrality by 2031
  - Partnership with the Eden Project to plant 3 million trees in 2021



# Housing




- Hult House residence hall opened in fall 2019
- 450 beds in dormitory, studio, and apartment configurations
- First floor café, gym & soccer field open to the public

Hult House Residents		
	Undergraduate	Postgraduate
2019-20	178	76
2020-21	251	88

# Public Amenities & Community Space



- Turf Soccer Field
- TILT Gym
- Little Lingo Café & Bar
- North Point Park



**HULT**  
INTERNATIONAL  
BUSINESS SCHOOL

# Appendices

# Table A: Faculty & Staff

## A. FACULTY & STAFF<sup>1</sup>

<i>Cambridge-based Staff</i>	2016	2017	2018	2019	2020	Projection <sup>2</sup> (2026)
Head Count:	60	63	78	82	90	98
FTEs <sup>3</sup> (if available):	_____	_____	_____	_____	_____	_____
<i>Cambridge-based Faculty</i>						
Head Count:	13	16	16	20	18*	20
FTEs <sup>1</sup> (if available):	_____	_____	_____	_____	_____	_____
Number of Cambridge Residents Employed at Cambridge Facilities:	6	6	8	8	8	8

\*Represents full-time faculty with Cambridge listed as their “Home” campus.

# Table B: Student Body

<b>B. STUDENT BODY<sup>4</sup></b>	2016	2017	2018	2019	2020*	Projection <sup>5</sup> (2026)
<i>Please provide the following statistics about your Cambridge-based student body:</i>						
Total Undergraduate Students:	N/A	N/A	158	293	171	1,000*
Day:	_____	_____	_____	_____	_____	
Evening:	_____	_____	_____	_____	_____	
Full Time:	_____	_____	158	293	171	
Part Time:	_____	_____	_____	_____	_____	
Total Graduate Students:	750	1,018	897	951	500	1,200
Day:	750	1,018	897	951	500	1,200
Evening:	_____	_____	_____	_____	_____	
Full Time:	750	1,018	897	951	500	1,200
Part Time:	_____	_____	_____	_____	_____	
Non-Degree Students:	_____	_____	_____	_____	_____	_____
Day:	_____	_____	_____	_____	_____	
Evening:	_____	_____	_____	_____	_____	
Total Students Attending Classes in Cambridge (inclusive of all categories above)	750	1,018	1,055	1,244	671	2,200+**

# Table C: Student Residences

<b>C. STUDENT RESIDENCES</b>	2016	2017	2018	2019	2020	Projection <sup>6</sup> (2026)
<i>Number of Undergraduate Students residing in Cambridge:</i>						
In dormitories:	_____	_____	_____	178	76	TBD*
Number with cars garaged in Cambridge <sup>7</sup> :	_____	_____	_____	1**	0	_____
In off campus affiliate housing <sup>8</sup> :	_____	_____	85	115	0	_____
In off campus non-affiliate housing:	_____	_____	_____	_____	23	_____
<i>Number of Graduate Students residing in Cambridge:</i>						
In dormitories:	_____	_____	_____	251	88	TBD*
Number with cars garaged in Cambridge <sup>4</sup> :	_____	_____	_____	3**	3**	_____
In off campus affiliate housing <sup>8</sup> :	_____	_____	_____	_____	_____	_____
In off campus non-affiliate housing:	265	339	415	700	207	_____



# Table D: Facilities & Land Owned

	2016	2017	2018	2019	2020	Projection <sup>9</sup> (2026)
<b>Acres:</b>						
Tax Exempt	_____	_____	_____	_____	_____	_____
Taxable	_____	_____	_____	_____	_____	_____
<b>Number of Buildings: (include both taxable and tax exempt buildings)</b>	_____	_____	_____	_____	_____	_____
<b>Dormitories:</b>						
Number of Buildings:	_____	_____	_____	_____	_____	_____
Number of Beds:	_____	_____	_____	_____	_____	_____
<b>Size of Buildings (gross floor area):</b>						
Institutional/Academic	88,812	88,812	113,812	113,812	113,812	113,812
Student Activities/Athletic	_____	_____	_____	30,000	30,000	30,000
Dormitory/Nontaxable Residential	_____	_____	_____	165,200	165,200	165,200
Commercial	_____	_____	_____	_____	_____	_____
Taxable Residential	_____	_____	_____	_____	_____	_____

# Table E: Real Estate Leased\*

<b>Building</b>	<b>Address</b>	<b>Approx. area</b>	<b>Use</b>
EFI (Hult Center)	1 Education Street	88,812 SF	Institutional/classroom
EFIII (Hult House)	10 Education Circle (previously North Point Boulevard)	153,031 SF	Institutional/dormitory
EFIV (Hult Point)	4 Museum Way (previously 17 Monsignor O'Brien)	25,000 SF	Institutional/classroom

*\*Lease agreement does not include 30,000 SF of student activities/athletic fields space.*

# Table F: Payments to the City of Cambridge

	FY 16	FY 17	FY 18	FY 19	FY 20
Real Estate Taxes Paid	\$	\$	\$	\$	\$
Payment in Lieu of Taxes (PILOT)	\$ 555,674	\$560,584	\$ 628,047	\$ 705,267	\$1,259,806
Water & Sewer Fees Paid	\$45,994	\$43,845	\$4,037	\$3,071	\$164,037
Other Fees & Permits Paid	\$	\$	\$	\$	\$