

# 325 Binney Street

Cambridge, Massachusetts

## ***Technical Appendix***

PREPARED FOR

Alexandria Real Estate Equities, Inc.  
400 Technology Square, Suite 101  
Cambridge, MA 02139  
617.541.8544

PREPARED BY

---



99 High Street  
10<sup>th</sup> Floor  
Boston, MA 02110  
617.728.7777

JULY 17, 2020

# 325 Binney Street

## Transportation Impact Study

### Technical Appendix

Request for Scoping Letter – March 10, 2020

Scoping Letter – March 17, 2020

Traffic Counts

- TMCs and ATRs

- Detailed Pedestrian and Cyclist Counts

Background Projects

- 399 Binney Street

- Alexandria Center at Kendall Square

- MIT Kendall Square Redevelopment Project (SOMA/NOMA)

- Kendall Square Urban Renewal Project (KSURP) – Amendment 10

- Courthouse Redevelopment Project – 40 Thorndike Street

Synchro Results:

- 2020 Existing Conditions

- 2020 Baseline Conditions

- 2020 Build Conditions

- 2025 Future Conditions

SimTraffic Results:

- 2020 Existing Conditions

- 2020 Baseline Conditions

- 2020 Build Conditions

- 2025 Future Conditions

Crash Summary Table

Crash Rate Reports

Transit Analysis

- Public Transit Analysis

- Private Transit Analysis

Loading Dock Observations – 100 Binney Street

CRA Streetscape Redesign Documents

# Request for Scoping Letter – March 10, 2020



March 10, 2020

Ref: 15007.00

Mr. Joseph Barr  
Mr. Adam Shulman  
Traffic, Parking, and Transportation Department  
City of Cambridge  
344 Broadway  
Cambridge, MA 02139

Re: 325 Binney Street  
Updated Request for TIS Scoping Determination

Dear Mr. Barr and Mr. Shulman:

Alexandria Real Estate (ARE) has retained VHB to prepare a Transportation Impact Study (TIS) for the proposed 325 Binney Street development in Cambridge, Massachusetts. The TIS will consider the development of a technical office building containing approximately 400,000 sf (the "Project"). The building will be supported by up to 320 vehicle parking spaces, 88 long-term bicycle parking spaces and 24 short-term bicycle parking spaces.

Table 1 provides a summary of the proposed program and the proposed site location is shown in Figure 1.

**Table 1: Summary of Program for TIS Analysis**

Project Component	Size / Quantity
Technical Office	400,000 SF
Total	400,000 SF
Vehicle Parking <sup>1</sup>	320 spaces
Bicycle Parking <sup>2</sup>	88 long-term spaces 24 short-term spaces

1 – vehicle parking calculated at a ratio of maximum 0.8 spaces per 1,000 square foot of technical office

2 – bicycle parking calculated at a ratio of 0.22 long-term spaces and 0.06 short term spaces per 1,000 square feet of technical office.

Engineers | Scientists | Planners | Designers

99 High Street  
10th Floor  
Boston, Massachusetts 02110  
P 617.728.7777  
F 617.728.7782

## **Existing Site Uses**

- As of December 2019, the site is vacant with all buildings demolished. In November 2018, when traffic counts were collected, the site was occupied by Metropolitan Pipe Company. Accordingly, trips associated with the existing site will be removed from the roadway network. The trip credit will be determined from actual driveway counts (as outlined in the TIS Guidelines methodology) and discussed in more detail in the following sections.

## **TIS Scope Assumptions**

- The TIS will comply with the Cambridge TIS Guidelines except as authorized in this scope or otherwise approved by TP&T. Three hard copies of the full TIS and one CD-ROM that includes the full TIS, TIS appendices and all electronic files will be provided to TP&T for review.
- The TIS will document the existing site and study area transportation conditions, including the following information:
  - Show all property lines, abutting parcels, including the railroad right-of-way, label property ownership and show and label any easements.
  - Show existing and proposed widths for all abutting roadways, driveways, curb cuts, and sidewalks (include curb line and sidewalks for both sides of Binney Street and Fulkerson Street).
  - Clearly show in a site plan all existing trees and landscaping.
- As approved by TP&T, unadjusted traffic counts conducted in November 2018 will be used at most study area intersections. At Cardinal Medeiros Avenue at Bristol Street/"Little" Binney Street 2015 counts from the 399 Binney Street TIS will be used, because "Little" Binney Street westbound was closed during 2018 counts
- 48-hour automatic traffic recorder (ATR) counts were conducted at the following locations during the same time frame as the November 2018 counts:
  - A. Cardinal Medeiros Avenue, south of Vandine Street
  - B. Fulkerson Street, south of Charles Street
  - C. Binney Street, west of Fulkerson Street
  - D. Binney Street, west of 6<sup>th</sup> Street
- AM (7:30 AM – 9:30 AM) and PM (4:30 PM – 7:30 PM) vehicle, pedestrian, and bicycle turning movement counts (TMCs), including vehicle classification and queue observations were conducted at the following study area intersections. The exact dates of the traffic counts, as indicated above, will be labeled on the traffic network figures. All average daily traffic (ADT) and turning movement count (TMC) output data will be provided to TP&T.
  1. Cardinal Medeiros Avenue at Cambridge Street
  2. Cardinal Medeiros Avenue at Bristol Street/Binney Street
  3. Portland Street / Cardinal Medeiros Avenue at Hampshire Street
  4. Portland Street at Broadway
  5. Proposed site Driveway on "Little" Binney Street
  6. Galileo Galilei Way at Broadway
  7. Fulkerson Street / Galileo Galilei Way at Binney Street
  8. Cambridge Street at Fulkerson Street / Lambert Street
  9. Broadway at Main Street and Third Street

- 12-hour pedestrian and bicycle counts were conducted at the following location during the same time frame as the November 2018 counts:
  - A. Binney Street, west of Fulkerson Street
- The TIS will include crash data for the three most recent years available at all study area intersections, obtained from the Cambridge Police Department, and supplemented by MassDOT crash reports. Bicycle and pedestrian crash rates will be listed separately. Crash rates will be compared to district and statewide averages for signalized and un-signalized intersections.
- The following mode split assumptions will be applied for the Project’s trip generation analysis:

**Table 2: Mode Share**

Mode	Mode Share (%)
SOV	35%
HOV	5%
Transit	36%
Walk	8%
Bike	7%
Work at Home	5%
Other/Out of Office	4%
<b>TOTAL</b>	<b>100%</b>

Source: based on 2017 and 2018 PTDM and Planning Board Special Permit transportation monitoring reports from 14 projects (F2, F4, F8, F9, F11, F14, F15, F27, F43, F47, F51, PB65, PB125, PB150).

- The TIS will apply a local VOR of 1.07 that was calculated for technical office use based upon the mode shares shown in **Table 2**. Local HOV VOR for the trip generation analysis is assumed at 2.00.
- As recommended by TP&T, trip rates listed in **Table 3** were utilized in the preliminary trip generation estimates for this Project. To validate the proposed trip rates, VHB will conduct supplemental AM and PM peak hour driveway counts at 301 Binney Street and 225 Binney Street buildings, calculate the corresponding empirical trip rates and compare to the rates from Table 3. The results of the supplemental analysis will be documented in the TIS.

**Table 3: Empirical Trip Rates**

Time	Trip Rates
<b>Morning Peak Hour</b>	
In	0.21
Out	0.01
<b>Total</b>	<b>0.22</b>
<b>Evening Peak Hour</b>	
In	0.02
Out	0.20
<b>Total</b>	<b>0.22</b>

Sources: 2017 and 2018 driveway counts divided by occupied square feet from PTDM monitoring reports (F11, F14, F27, F43, F47).

- The resulting preliminary estimated trips by mode are presented in **Table 4**. The final trip generation for all modes will be validated by the supplemental surveying, as noted above, and will be shared with TP&T.

**Table 4: Total Project Generated Trips**

	SOV	HOV	Total Vehicles (SOV+HOV)	Transit	Walk	Bike	Work From Home	Other
<b>Morning Peak Hour</b>								
Entering	78	6	84	81	18	16	11	9
Exiting	4	0	4	4	1	1	1	0
<b>Total</b>	<b>82</b>	<b>6</b>	<b>88</b>	<b>85</b>	<b>19</b>	<b>17</b>	<b>12</b>	<b>9</b>
<b>Evening Peak Hour</b>								
Entering	7	1	8	8	2	1	1	1
Exiting	75	5	80	77	17	15	11	9
<b>Total</b>	<b>82</b>	<b>6</b>	<b>88</b>	<b>85</b>	<b>19</b>	<b>16</b>	<b>12</b>	<b>10</b>

Trip Rate Source: 2017 and 2018 driveway counts divided by occupied square feet from PTDM monitoring reports (F11, F14, F27, F43, F47).

Mode shares Source: based on 2017 and 2018 PTDM and Planning Board Special Permit transportation monitoring reports from 14 projects (F2, F4, F8, F9, F11, F14, F15, F27, F43, F47, F51, PB65, PB125, PB150).

- VHB will review estimated daily and peak hour vehicle trip generation, the number of total estimated employees in the building and their mode shares, the number of parking spaces, and any parking turnover rates to make sure they all have a logical relationship.
- Trip Distribution assumptions were carefully made by reviewing several sources as suggested by TP&T. Sources including Kendall Square (K2) study subarea 5, Envision Cambridge Citywide Critical Sums Analysis for the Charles Street area, and employee zip code surveys conducted for the 2019 Alexandria Center at Kendall Square Neighborhood Traffic Monitoring Report. Source data were all carefully evaluated and compared. The resulting distribution is based primarily on the employee zip code surveys conducted for the 2019 Alexandria Center at Kendall Square Neighborhood Traffic Monitoring Report. In addition, the distribution was supplemented by assuming same proportional local trip assignment for entering and exiting the One Kendall Square, based on driveway counts in the 399 Binney Street TIS.
- The TIS will include the following traffic analysis scenarios for the AM and PM peak hours:
  - 2020 Existing Condition for vehicle, pedestrian and bicycles.
  - 2020 Build Condition. Existing Conditions plus the project generated trips at full build out.
  - 2025 Future Condition. 2020 Build Condition plus 0.5% background traffic growth rate per year for 5-years, plus any other projects under construction, permitted or proposed, including the following projects:
    - 399 Binney Street project
    - Alexandria Center at Kendall Square (unoccupied buildings)
    - MIT Kendall Square Redevelopment Project (SOMA and NOMA)
    - Kendall Square Urban Renewal Project (KSURP) – Amendment 10
    - Courthouse Redevelopment Project – 40 Thorndike Street
    - The proposed MIT Volpe exchange parcel project and Cambridgeside 2.0 project will be included if TISs are submitted before the 325 Binney Street TIS. If no TIS is provided for the MIT Volpe exchange and Cambridgeside projects, the 325 Binney Street TIS will provide an explanation on why they are not included in the 2025 Future Condition.

- The TIS will describe how other future proposed or potential projects in the area are considered in the planning and analysis for the proposed 325 Binney Street Project, and how the 325 Binney Street Project is consistent with the Kendall Square (K2) plan and Envision Cambridge Plan.
- Due to limitations of the Synchro software when modelling queue lengths for intersections that are in close proximity, Sim Traffic will be used for the queueing analysis. Field verifications will be conducted to verify consistency and calibrate existing conditions.
- The TIS will explain the rationale for providing access to the site off Binney Street instead of Fulkerson Street.
- The TIS will document and graphically illustrate all existing public and private transit services in the area, including MBTA bus routes, EZ Ride shuttle bus and Alexandria's shuttle bus. The TIS will include the most current available data for weekday and weekend schedules and frequencies, daily and peak hour ridership, boarding, alighting, bus and train loads, and volume to capacity ratios.
- The TIS will evaluate the Project's impacts on the daily and peak hour transit services in the area including the 2020 Existing, 2020 Build and 2025 Future scenarios for public and private transit services. The Existing transit capacity will be adjusted based on MBTA's on-time performance data (e.g., Red Line average reliability for 2019 will be used to adjust the Existing Red Line ridership capacity). As feasible, bus capacity will also be adjusted based on available on-time performance data from the MBTA.
- The TIS will provide route maps, stops, schedules, peak hour and daily boarding and alighting information for the Alexandria shuttle service.
- The TIS will explain the differences between the routes, stops and schedules for the EZ Ride shuttle bus and Alexandria shuttle bus and provide information on potential options for coordination and consolidation.
- The TIS will provide maps that graphically show Vehicle Level of Service (LOS) and Pedestrian LOS for all study area intersections for the AM and PM peak hours including the Existing, Build and Future Conditions. One map will be provided for the AM peak hour and one map for the PM peak hour that shows LOS for all three scenario conditions.
- The TIS will provide maps that graphically show vehicle delay (in seconds) for all study area intersections for the AM and PM peak hours.

As directed by TP&T, vehicle delay maps will show the impacts that the Project will have on net change in delay (seconds). A color-coded system, such as, Green for 10 or less seconds of added delay, Yellow for 11-19 seconds of added delay, and Red for 20 or greater seconds of added delay may be used, or another similar graphical map approved by the TP&T Department. This color-coding system will reflect the full range of expected vehicle delay, rather than being concentrated at one end of the spectrum. In other words, an intersection with an 85 second delay will not be the same color as an intersection with a 200 second delay. Intersection delay maps will also be provided for the Future Condition to take into account all other area development Projects.



- Study area intersections will be listed in a table that shows existing vehicle delay in seconds, and net change in delay for Build and Future conditions.
- The TIS will indicate the observed vehicular queues at intersection approaches compared to computer modeled queues. If the observed and modeled queues are greater than 20% the TIS will explain why.
- The TIS intersection capacity analysis tables will provide the total number of seconds, without rounding.
- The TIS will describe in detail and provide site plans for the project's loading and service delivery operations, including number of trips expected per day, and times of day.
- The TIS will include a map illustrating the future cumulative traffic impacts during the PM peak hour at study area intersections, including this project and all other projects currently permitted, under construction or not fully occupied.
- Automobile Parking.
  - According to TP&T's records, the project site is listed as 303 Binney Street (Map-Lot #31-20). It was the previous site of Metropolitan Pipe/Supply Company and registered for 30 parking spaces. It is understood that any increase in the number of parking spaces on a parcel will trigger the City's Parking and Transportation Demand Management (PTDM) Ordinance.
  - The project is seeking up to 320 parking spaces calculated at a ratio of 0.8 spaces per 1,000 square feet of technical office. The TIS will provide a justification for parking supply based on the peak parking demands at similar technical office buildings in the area such as 225 Binney Street, 75/100 Binney Street, 50 and 100 Binney Street technical office buildings.
  - The TIS will determine and justify the proposed number of parking spaces based on the estimated number of employees in the building and their auto mode share (e.g. Number of Employees x (SOV + ½ HOV)).
  - The TIS will document the projects proposed parking management and control plan (i.e. Parking fees).
- Bicycle Parking.
  - The TIS will provide 1 inch = 10-foot scale plan(s) for the proposed short-term and long-term bicycle parking spaces that meet the City's bicycle parking zoning requirements.
  - The TIS will indicate the type of bicycle rack(s) to be provided
  - Access between the long-term bicycle parking and the public right-of-way will be illustrated on a map and the widths of the access routes/aisles will be labeled.
- The Grand Junction Multi-Use path is a planned multi-use path running alongside the existing tracks in the Grand Junction corridor from the Boston University Bridge to Somerville. The TIS will describe and illustrate on site plans the proposed Grand Junction Multi-Use Path segment that crosses Binney Street and then runs opposite the railroad to the proposed project. The TIS will also discuss how the project will support the Grand Junction Multi-Use path. In addition, the section of Binney Street abutting the site, that is, from Fulkerson St. to the Grand Junction railroad tracks and path connection, is currently envisioned to include raised separated bicycle facilities, thus, any proposed site plan will include this design. Further, as the sidewalk and space for bicycle travel on Fulkerson Street is narrow, opportunities to improve Fulkerson Street will be evaluated.

- The TIS will describe in detail proposed transportation mitigation, including Transportation Demand Management (TDM) measures. TDM measures will be in line with expectations set forth in the Envision Cambridge Plan and Kendall Square (K2) Plan. The TIS will discuss how the mitigation will or cannot mitigate the Planning Board Special Permit Transportation exceedances

Please do not hesitate to contact Chelsea Bouchard or me if you have any questions or need additional information. We look forward to your review and approval of the proposed scope at your earliest convenience. Thank you for your assistance.

Sincerely,

A handwritten signature in black ink, appearing to read "Selma Mandzo-Prelidzic". The signature is written in a cursive, flowing style.

Selma Mandzo-Prelidzic, P.E.  
Project Manager | Transportation Engineer  
[smandzo@VHB.com](mailto:smandzo@VHB.com)

CC: Michelle Lower, ARE



Proposed Project Site



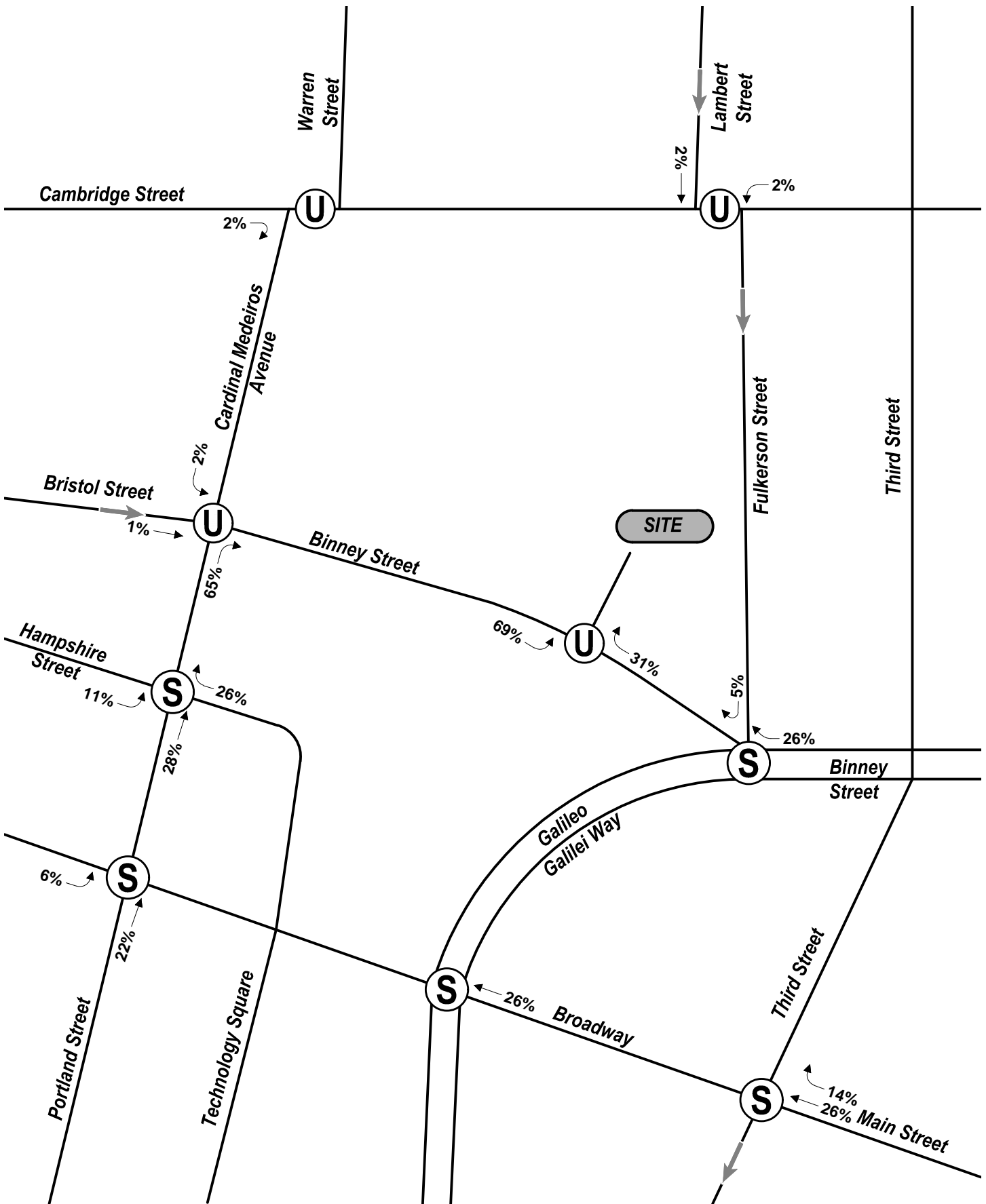
Not to Scale



Project Area Context

325 Binney St  
Cambridge, MA

Figure 1



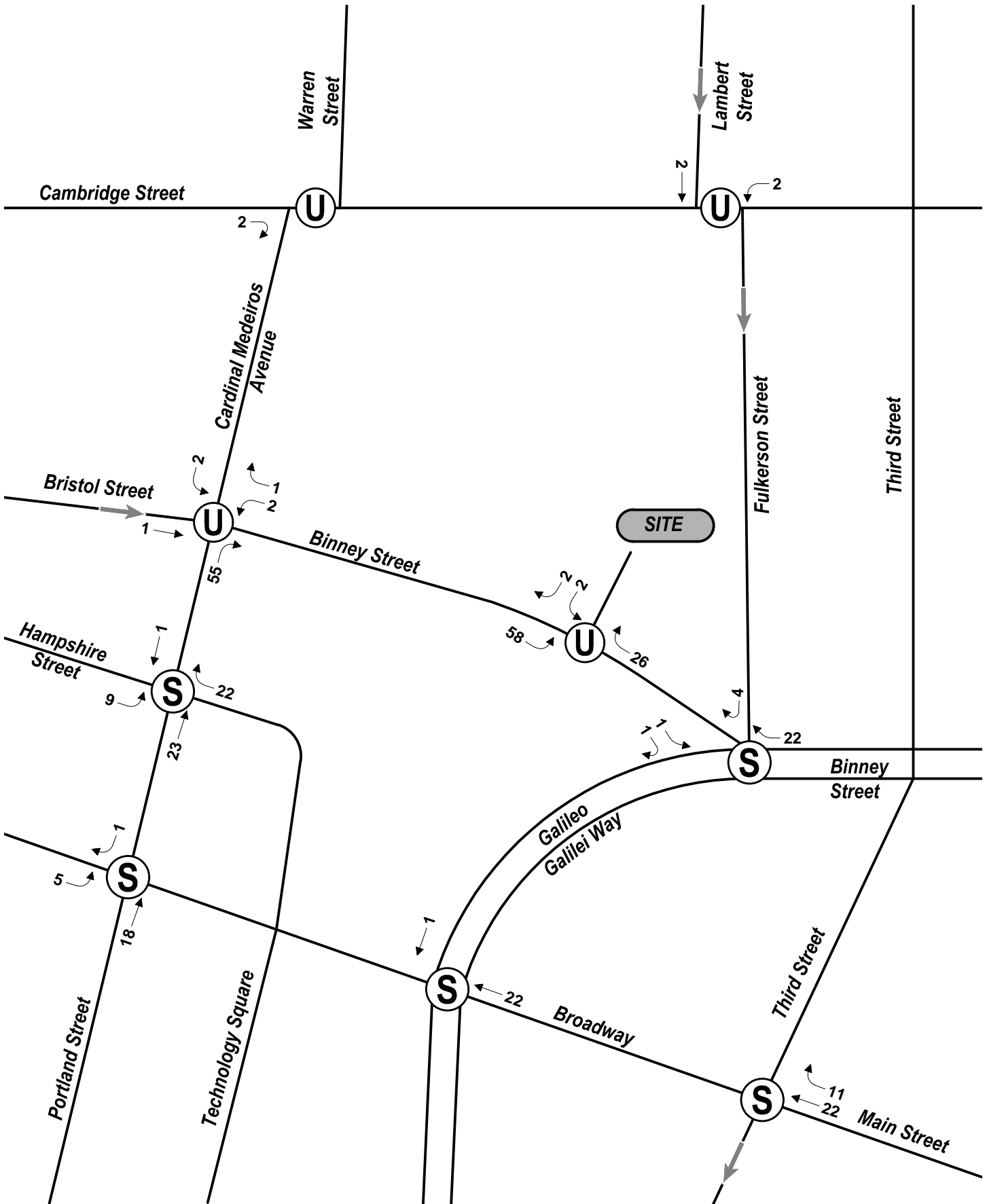
Trip Assignment  
Inbound  
325 Binney Street  
Cambridge, MA

Figure 2



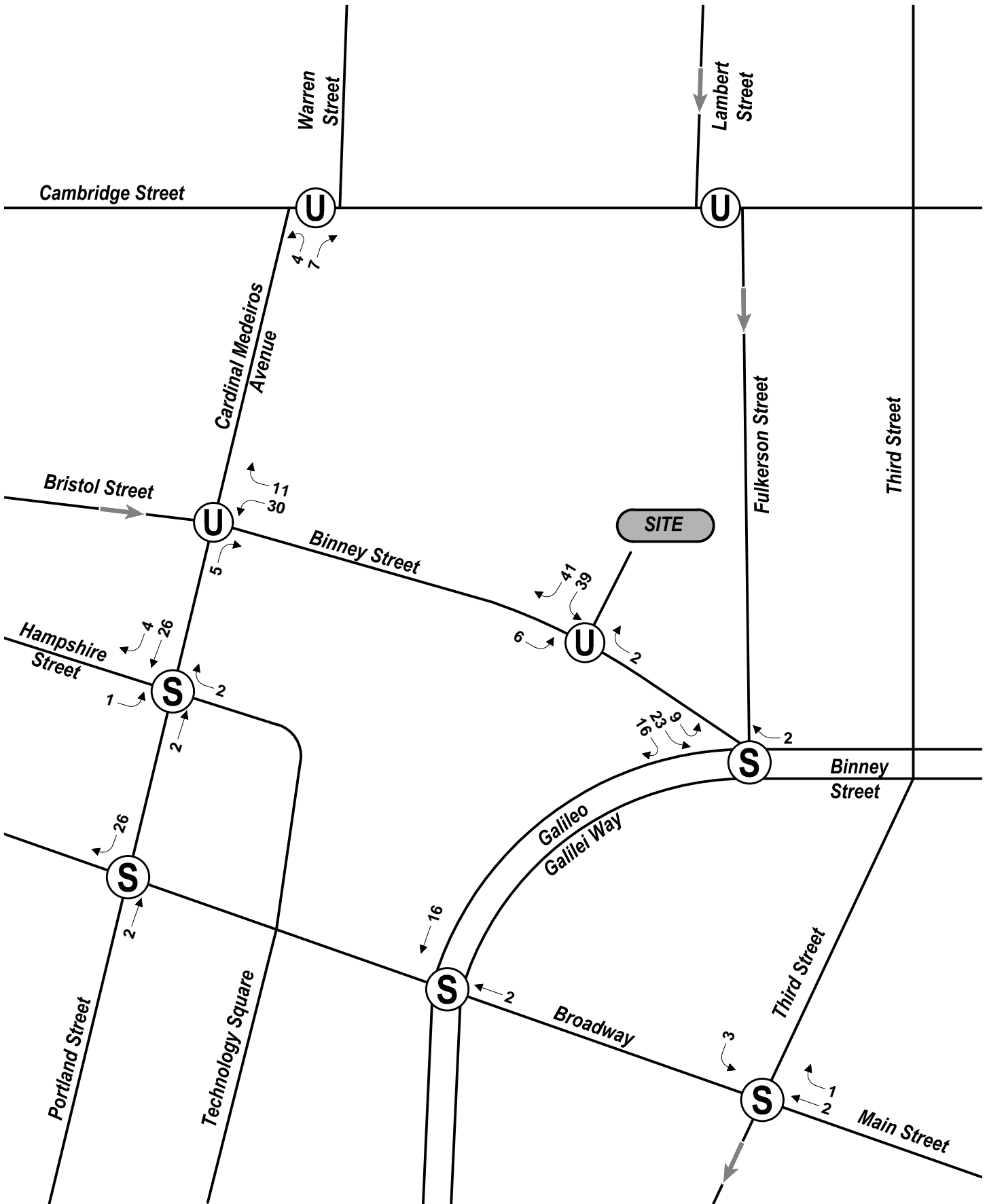
Trip Assignment  
Outbound  
325 Binney Street  
Cambridge, MA

Figure 3



Project Generated Trips  
Morning Peak Hour  
325 Binney Street  
Cambridge, MA

Figure 4



Project Generated Trips  
Evening Peak Hour  
325 Binney Street  
Cambridge, MA

Figure 5

## Scoping Letter – March 17, 2020





# CITY OF CAMBRIDGE

# TRAFFIC, PARKING, + TRANSPORTATION

Joseph E. Barr, Director  
344 Broadway, Suite 102  
Cambridge, MA 02139

March 17, 2020

Selma Mandzo-Predzic  
VHB Inc.  
99 High Street, 10<sup>th</sup> Floor  
Boston, MA 02110

Michelle Lower  
Alexandria Real Estate Equities, Inc.  
700 Technology Square Suite 302  
Cambridge, MA 02139

RE: 325 Binney Street TIS Scope

The Cambridge Traffic, Parking, and Transportation Department (TP+T) received your March 10, 2020 request for a Transportation Impact Study (TIS) scope for a proposed development project located at 325 Binney Street.

The Project proposes an approximately 400,000 square feet technical office building supported by up to 320 automobile parking spaces, 88 long-term bicycle spaces, and 24 short-term bicycle spaces.

Based on staff review, the TIS scope you described in your **March 10, 2020 TIS scope request letter** is approved with the following changes:

- The intersection of Binney Street at Third Street should be included in the study area intersections.
- The final empirical trip rates shall be approved by TP+T based on driveway counts at 301 Binney Street and 225 Binney Street buildings and any additional refinements by TP+T. Driveway counts should not be used when the buildings are not fully occupied due to the Covid-19 outbreak.

If you have any questions, feel free to contact Adam Shulman of my staff at 617-349-4745.

Very truly yours,

Joseph E. Barr, Director

cc: Adam Shulman, TP+T, Patrick Baxter, TP+T, Stephanie Groll, CDD

# Traffic Counts

TMCs and ATRs (2018)

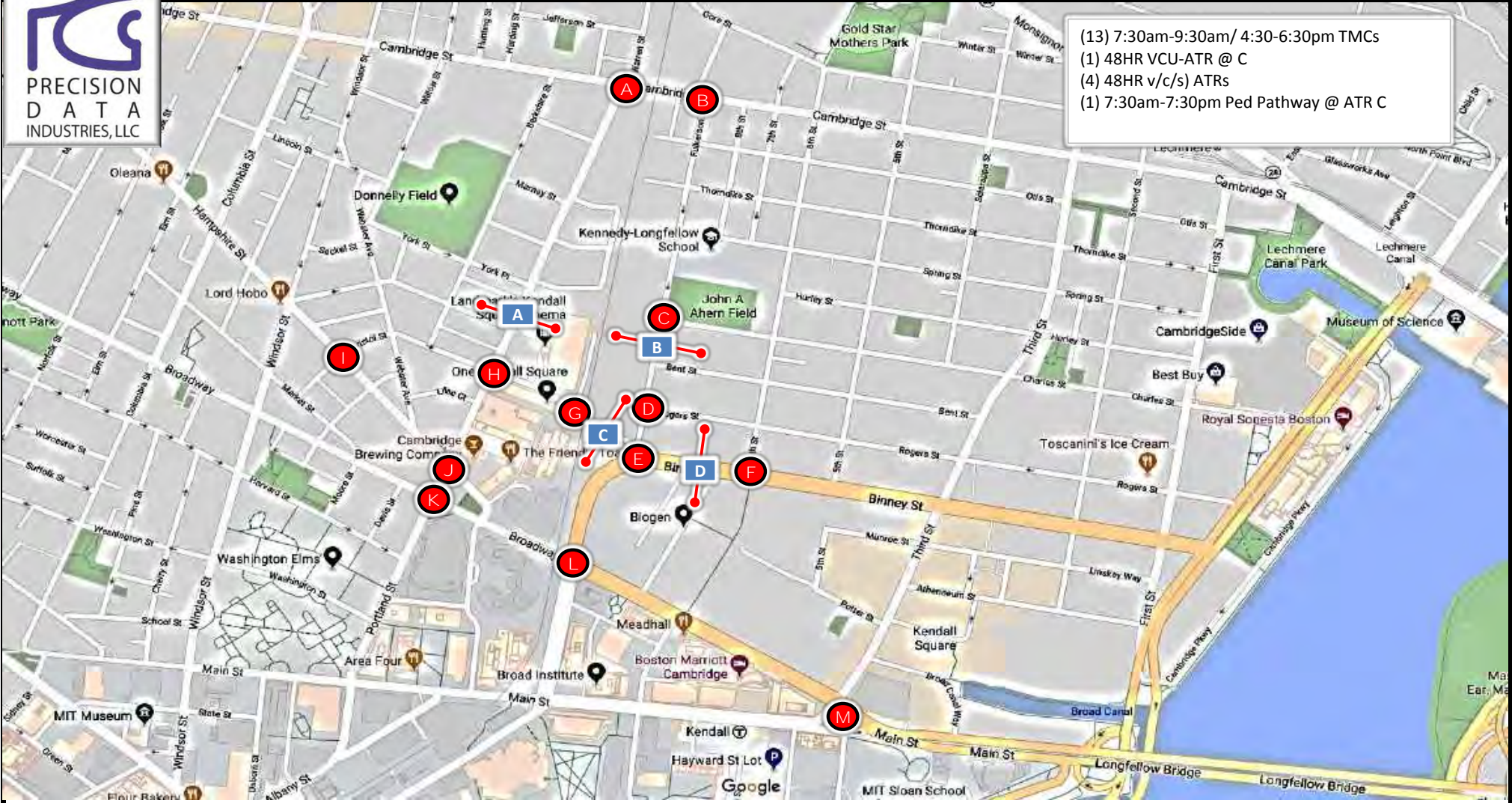
399 Binney Street Counts

Binney Street at Third Street MioVision Counts



# Location Map: 186556 Cambridge, MA

Precision Data Industries, LLC 46 Morton Street, Framingham, MA 01702 ph: 508-875-0100 email: datarequests@pdillc.com



(13) 7:30am-9:30am/ 4:30-6:30pm TMCs  
(1) 48HR VCU-ATR @ C  
(4) 48HR v/c/s) ATRs  
(1) 7:30am-7:30pm Ped Pathway @ ATR C

Client: VHB	Engineer: S. Mandzo-Predzic	Site Code:	Date: Wed 11/14 thru Thurs 11/15/2018	PDI Job # 186556	City, State: Cambridge, MA
----------------	--------------------------------	------------	--	---------------------	-------------------------------

PDI File #: **186556 A**  
 Location: **N: Warren Street S: Cardinal Medeiros Aveune**  
 Location: **E: Cambridge Stret W: Cambridge Street**  
 City, State: **Cambridge, MA**  
 Client: **VHB/ S. Mandzo-Predzic**  
 Site Code: **TBA**  
 Count Date: **Thursday, November 15, 2018**  
 Start Time: **7:30 AM**  
 End Time: **9:30 AM**  
 Class:



**Cars and Heavy Vehicles (Combined)**

	Warren Street					Cambridge Stret					Cardinal Medeiros Aveune					Cambridge Street					Total
	from North					from East					from South					from West					
	Right	Thru	Left	U-Turn	Total	Right	Thru	Left	U-Turn	Total	Right	Thru	Left	U-Turn	Total	Right	Thru	Left	U-Turn	Total	
7:30 AM	0	0	0	0	0	16	101	62	0	179	19	16	2	0	37	19	105	19	0	143	359
7:45 AM	0	0	0	0	0	13	90	55	0	158	21	20	6	0	47	25	124	19	0	168	373
<b>Total</b>	<b>0</b>	<b>0</b>	<b>0</b>	<b>0</b>	<b>0</b>	<b>29</b>	<b>191</b>	<b>117</b>	<b>0</b>	<b>337</b>	<b>40</b>	<b>36</b>	<b>8</b>	<b>0</b>	<b>84</b>	<b>44</b>	<b>229</b>	<b>38</b>	<b>0</b>	<b>311</b>	<b>732</b>
8:00 AM	0	0	0	0	0	11	76	55	0	142	15	18	6	0	39	33	99	16	0	148	329
8:15 AM	0	0	0	0	0	10	76	50	0	136	19	21	1	0	41	48	119	17	0	184	361
8:30 AM	0	0	0	0	0	19	65	53	0	137	14	16	4	0	34	43	112	32	0	187	358
8:45 AM	0	0	0	0	0	26	71	51	0	148	18	20	1	0	39	54	105	27	0	186	373
<b>Total</b>	<b>0</b>	<b>0</b>	<b>0</b>	<b>0</b>	<b>0</b>	<b>66</b>	<b>288</b>	<b>209</b>	<b>0</b>	<b>563</b>	<b>66</b>	<b>75</b>	<b>12</b>	<b>0</b>	<b>153</b>	<b>178</b>	<b>435</b>	<b>92</b>	<b>0</b>	<b>705</b>	<b>1421</b>
9:00 AM	0	0	0	0	0	28	54	46	0	128	12	25	4	0	41	56	126	24	0	206	375
9:15 AM	0	0	0	0	0	28	61	56	0	145	16	16	7	0	39	49	110	28	0	187	371
<b>Total</b>	<b>0</b>	<b>0</b>	<b>0</b>	<b>0</b>	<b>0</b>	<b>56</b>	<b>115</b>	<b>102</b>	<b>0</b>	<b>273</b>	<b>28</b>	<b>41</b>	<b>11</b>	<b>0</b>	<b>80</b>	<b>105</b>	<b>236</b>	<b>52</b>	<b>0</b>	<b>393</b>	<b>746</b>
Grand Total	0	0	0	0	0	151	594	428	0	1173	134	152	31	0	317	327	900	182	0	1409	2899
Approach %	0.0	0.0	0.0	0.0		12.9	50.6	36.5	0.0		42.3	47.9	9.8	0.0		23.2	63.9	12.9	0.0		
Total %	0.0	0.0	0.0	0.0	0.0	5.2	20.5	14.8	0.0	40.5	4.6	5.2	1.1	0.0	10.9	11.3	31.0	6.3	0.0	48.6	
Exiting Leg Total	485					1034					755					625					2899
Cars	0	0	0	0	0	147	522	416	0	1085	115	143	28	0	286	315	838	175	0	1328	2699
% Cars	0.0	0.0	0.0	0.0	0.0	97.4	87.9	97.2	0.0	92.5	85.8	94.1	90.3	0.0	90.2	96.3	93.1	96.2	0.0	94.3	93.1
Exiting Leg Total	465					953					731					550					2699
Heavy Vehicles	0	0	0	0	0	4	72	12	0	88	19	9	3	0	31	12	62	7	0	81	200
% Heavy Vehicles	0.0	0.0	0.0	0.0	0.0	2.6	12.1	2.8	0.0	7.5	14.2	5.9	9.7	0.0	9.8	3.7	6.9	3.8	0.0	5.7	6.9
Exiting Leg Total	20					81					24					75					200

Peak Hour Analysis from 07:30 AM to 09:30 AM begins at:

	Warren Street					Cambridge Stret					Cardinal Medeiros Aveune					Cambridge Street					Total
	from North					from East					from South					from West					
	Right	Thru	Left	U-Turn	Total	Right	Thru	Left	U-Turn	Total	Right	Thru	Left	U-Turn	Total	Right	Thru	Left	U-Turn	Total	
8:30 AM	0	0	0	0	0	19	65	53	0	137	14	16	4	0	34	43	112	32	0	187	358
8:45 AM	0	0	0	0	0	26	71	51	0	148	18	20	1	0	39	54	105	27	0	186	373
9:00 AM	0	0	0	0	0	28	54	46	0	128	12	25	4	0	41	56	126	24	0	206	375
9:15 AM	0	0	0	0	0	28	61	56	0	145	16	16	7	0	39	49	110	28	0	187	371
<b>Total Volume</b>	<b>0</b>	<b>0</b>	<b>0</b>	<b>0</b>	<b>0</b>	<b>101</b>	<b>251</b>	<b>206</b>	<b>0</b>	<b>558</b>	<b>60</b>	<b>77</b>	<b>16</b>	<b>0</b>	<b>153</b>	<b>202</b>	<b>453</b>	<b>111</b>	<b>0</b>	<b>766</b>	<b>1477</b>
% Approach Total	0.0	0.0	0.0	0.0		18.1	45.0	36.9	0.0		39.2	50.3	10.5	0.0		26.4	59.1	14.5	0.0		
PHF	0.000	0.000	0.000	0.000	0.000	0.902	0.884	0.920	0.000	0.943	0.833	0.770	0.571	0.000	0.933	0.902	0.899	0.867	0.000	0.930	0.985
Cars	0	0	0	0	0	99	221	196	0	516	53	69	15	0	137	192	412	110	0	714	1367
Cars %	0.0	0.0	0.0	0.0	0.0	98.0	88.0	95.1	0.0	92.5	88.3	89.6	93.8	0.0	89.5	95.0	90.9	99.1	0.0	93.2	92.6
Heavy Vehicles	0	0	0	0	0	2	30	10	0	42	7	8	1	0	16	10	41	1	0	52	110
Heavy Vehicles %	0.0	0.0	0.0	0.0	0.0	2.0	12.0	4.9	0.0	7.5	11.7	10.4	6.3	0.0	10.5	5.0	9.1	0.9	0.0	6.8	7.4
Cars Enter Leg	0	0	0	0	0	99	221	196	0	516	53	69	15	0	137	192	412	110	0	714	1367
Heavy Enter Leg	0	0	0	0	0	2	30	10	0	42	7	8	1	0	16	10	41	1	0	52	110
<b>Total Entering Leg</b>	<b>0</b>	<b>0</b>	<b>0</b>	<b>0</b>	<b>0</b>	<b>101</b>	<b>251</b>	<b>206</b>	<b>0</b>	<b>558</b>	<b>60</b>	<b>77</b>	<b>16</b>	<b>0</b>	<b>153</b>	<b>202</b>	<b>453</b>	<b>111</b>	<b>0</b>	<b>766</b>	<b>1477</b>
Cars Exiting Leg	278					465					388					236					1367
Heavy Exiting Leg	11					48					20					31					110
<b>Total Exiting Leg</b>	<b>289</b>					<b>513</b>					<b>408</b>					<b>267</b>					<b>1477</b>

PDI File #: **186556 A**  
 Location: **N: Warren Street S: Cardinal Medeiros Aveune**  
 Location: **E: Cambridge Stret W: Cambridge Street**  
 City, State: **Cambridge, MA**  
 Client: **VHB/ S. Mandzo-Predzic**  
 Site Code: **TBA**  
 Count Date: **Thursday, November 15, 2018**  
 Start Time: **7:30 AM**  
 End Time: **9:30 AM**  
 Class:



**Cars-Combined (Motorcycles, Cars, Light Goods)**

	Warren Street					Cambridge Stret					Cardinal Medeiros Aveune					Cambridge Street					Total
	from North					from East					from South					from West					
	Right	Thru	Left	U-Turn	Total	Right	Thru	Left	U-Turn	Total	Right	Thru	Left	U-Turn	Total	Right	Thru	Left	U-Turn	Total	
7:30 AM	0	0	0	0	0	15	91	62	0	168	15	16	2	0	33	18	102	16	0	136	337
7:45 AM	0	0	0	0	0	13	83	55	0	151	16	19	4	0	39	25	118	17	0	160	350
Total	0	0	0	0	0	28	174	117	0	319	31	35	6	0	72	43	220	33	0	296	687
8:00 AM	0	0	0	0	0	10	63	53	0	126	15	18	6	0	39	33	94	15	0	142	307
8:15 AM	0	0	0	0	0	10	64	50	0	124	16	21	1	0	38	47	112	17	0	176	338
8:30 AM	0	0	0	0	0	19	56	51	0	126	13	15	3	0	31	43	101	32	0	176	333
8:45 AM	0	0	0	0	0	25	62	49	0	136	14	15	1	0	30	52	97	26	0	175	341
Total	0	0	0	0	0	64	245	203	0	512	58	69	11	0	138	175	404	90	0	669	1319
9:00 AM	0	0	0	0	0	27	50	42	0	119	11	24	4	0	39	54	113	24	0	191	349
9:15 AM	0	0	0	0	0	28	53	54	0	135	15	15	7	0	37	43	101	28	0	172	344
Total	0	0	0	0	0	55	103	96	0	254	26	39	11	0	76	97	214	52	0	363	693
Grand Total	0	0	0	0	0	147	522	416	0	1085	115	143	28	0	286	315	838	175	0	1328	2699
Approach %	0.0	0.0	0.0	0.0		13.5	48.1	38.3	0.0		40.2	50.0	9.8	0.0		23.7	63.1	13.2	0.0		
Total %	0.0	0.0	0.0	0.0	0.0	5.4	19.3	15.4	0.0	40.2	4.3	5.3	1.0	0.0	10.6	11.7	31.0	6.5	0.0	49.2	
Exiting Leg Total	465					953					731					550					2699

Peak Hour Analysis from 07:30 AM to 09:30 AM begins at:

	Warren Street					Cambridge Stret					Cardinal Medeiros Aveune					Cambridge Street					Total
	from North					from East					from South					from West					
	Right	Thru	Left	U-Turn	Total	Right	Thru	Left	U-Turn	Total	Right	Thru	Left	U-Turn	Total	Right	Thru	Left	U-Turn	Total	
8:30 AM	0	0	0	0	0	19	56	51	0	126	13	15	3	0	31	43	101	32	0	176	333
8:45 AM	0	0	0	0	0	25	62	49	0	136	14	15	1	0	30	52	97	26	0	175	341
9:00 AM	0	0	0	0	0	27	50	42	0	119	11	24	4	0	39	54	113	24	0	191	349
9:15 AM	0	0	0	0	0	28	53	54	0	135	15	15	7	0	37	43	101	28	0	172	344
Total Volume	0	0	0	0	0	99	221	196	0	516	53	69	15	0	137	192	412	110	0	714	1367
% Approach Total	0.0	0.0	0.0	0.0		19.2	42.8	38.0	0.0		38.7	50.4	10.9	0.0		26.9	57.7	15.4	0.0		
PHF	0.000	0.000	0.000	0.000	0.000	0.884	0.891	0.907	0.000	0.949	0.883	0.719	0.536	0.000	0.878	0.889	0.912	0.859	0.000	0.935	0.979
Entering Leg	0	0	0	0	0	99	221	196	0	516	53	69	15	0	137	192	412	110	0	714	1367
Exiting Leg	278					465					388					236					1367
Total	278					981					525					950					2734

PDI File #: **186556 A**  
 Location: **N: Warren Street S: Cardinal Medeiros Aveune**  
 Location: **E: Cambridge Stret W: Cambridge Street**  
 City, State: **Cambridge, MA**  
 Client: **VHB/ S. Mandzo-Predzic**  
 Site Code: **TBA**  
 Count Date: **Thursday, November 15, 2018**  
 Start Time: **7:30 AM**  
 End Time: **9:30 AM**  
 Class: **Heavy Vehicles-Combined (Buses, Single-Unit Trucks, Articulated Trucks)**



	Warren Street					Cambridge Stret					Cardinal Medeiros Aveune					Cambridge Street					Total
	from North					from East					from South					from West					
	Right	Thru	Left	U-Turn	Total	Right	Thru	Left	U-Turn	Total	Right	Thru	Left	U-Turn	Total	Right	Thru	Left	U-Turn	Total	
7:30 AM	0	0	0	0	0	1	10	0	0	11	4	0	0	0	4	1	3	3	0	7	22
7:45 AM	0	0	0	0	0	0	7	0	0	7	5	1	2	0	8	0	6	2	0	8	23
<b>Total</b>	<b>0</b>	<b>0</b>	<b>0</b>	<b>0</b>	<b>0</b>	<b>1</b>	<b>17</b>	<b>0</b>	<b>0</b>	<b>18</b>	<b>9</b>	<b>1</b>	<b>2</b>	<b>0</b>	<b>12</b>	<b>1</b>	<b>9</b>	<b>5</b>	<b>0</b>	<b>15</b>	<b>45</b>
8:00 AM	0	0	0	0	0	1	13	2	0	16	0	0	0	0	0	0	5	1	0	6	22
8:15 AM	0	0	0	0	0	0	12	0	0	12	3	0	0	0	3	1	7	0	0	8	23
8:30 AM	0	0	0	0	0	0	9	2	0	11	1	1	1	0	3	0	11	0	0	11	25
8:45 AM	0	0	0	0	0	1	9	2	0	12	4	5	0	0	9	2	8	1	0	11	32
<b>Total</b>	<b>0</b>	<b>0</b>	<b>0</b>	<b>0</b>	<b>0</b>	<b>2</b>	<b>43</b>	<b>6</b>	<b>0</b>	<b>51</b>	<b>8</b>	<b>6</b>	<b>1</b>	<b>0</b>	<b>15</b>	<b>3</b>	<b>31</b>	<b>2</b>	<b>0</b>	<b>36</b>	<b>102</b>
9:00 AM	0	0	0	0	0	1	4	4	0	9	1	1	0	0	2	2	13	0	0	15	26
9:15 AM	0	0	0	0	0	0	8	2	0	10	1	1	0	0	2	6	9	0	0	15	27
<b>Total</b>	<b>0</b>	<b>0</b>	<b>0</b>	<b>0</b>	<b>0</b>	<b>1</b>	<b>12</b>	<b>6</b>	<b>0</b>	<b>19</b>	<b>2</b>	<b>2</b>	<b>0</b>	<b>0</b>	<b>4</b>	<b>8</b>	<b>22</b>	<b>0</b>	<b>0</b>	<b>30</b>	<b>53</b>
<b>Grand Total</b>	<b>0</b>	<b>0</b>	<b>0</b>	<b>0</b>	<b>0</b>	<b>4</b>	<b>72</b>	<b>12</b>	<b>0</b>	<b>88</b>	<b>19</b>	<b>9</b>	<b>3</b>	<b>0</b>	<b>31</b>	<b>12</b>	<b>62</b>	<b>7</b>	<b>0</b>	<b>81</b>	<b>200</b>
Approach %	0.0	0.0	0.0	0.0		4.5	81.8	13.6	0.0		61.3	29.0	9.7	0.0		14.8	76.5	8.6	0.0		
Total %	0.0	0.0	0.0	0.0	0.0	2.0	36.0	6.0	0.0	44.0	9.5	4.5	1.5	0.0	15.5	6.0	31.0	3.5	0.0	40.5	
Exiting Leg Total	20					81					24					75					200
Buses	0	0	0	0	0	1	26	2	0	29	9	6	0	0	15	1	29	1	0	31	75
% Buses	0.0	0.0	0.0	0.0	0.0	25.0	36.1	16.7	0.0	33.0	47.4	66.7	0.0	0.0	48.4	8.3	46.8	14.3	0.0	38.3	37.5
Exiting Leg Total	8					38					3					26					75
Single-Unit Trucks	0	0	0	0	0	3	45	10	0	58	9	3	3	0	15	10	29	6	0	45	118
% Single-Unit	0.0	0.0	0.0	0.0	0.0	75.0	62.5	83.3	0.0	65.9	47.4	33.3	100.0	0.0	48.4	83.3	46.8	85.7	0.0	55.6	59.0
Exiting Leg Total	12					38					20					48					118
Articulated Trucks	0	0	0	0	0	0	1	0	0	1	1	0	0	0	1	1	4	0	0	5	7
% Articulated	0.0	0.0	0.0	0.0	0.0	0.0	1.4	0.0	0.0	1.1	5.3	0.0	0.0	0.0	3.2	8.3	6.5	0.0	0.0	6.2	3.5
Exiting Leg Total	0					5					1					1					7

**Peak Hour Analysis from 07:30 AM to 09:30 AM begins at:**

	Warren Street					Cambridge Stret					Cardinal Medeiros Aveune					Cambridge Street					Total
	from North					from East					from South					from West					
	Right	Thru	Left	U-Turn	Total	Right	Thru	Left	U-Turn	Total	Right	Thru	Left	U-Turn	Total	Right	Thru	Left	U-Turn	Total	
8:30 AM	0	0	0	0	0	0	9	2	0	11	1	1	1	0	3	0	11	0	0	11	25
8:45 AM	0	0	0	0	0	1	9	2	0	12	4	5	0	0	9	2	8	1	0	11	32
9:00 AM	0	0	0	0	0	1	4	4	0	9	1	1	0	0	2	2	13	0	0	15	26
9:15 AM	0	0	0	0	0	0	8	2	0	10	1	1	0	0	2	6	9	0	0	15	27
<b>Total Volume</b>	<b>0</b>	<b>0</b>	<b>0</b>	<b>0</b>	<b>0</b>	<b>2</b>	<b>30</b>	<b>10</b>	<b>0</b>	<b>42</b>	<b>7</b>	<b>8</b>	<b>1</b>	<b>0</b>	<b>16</b>	<b>10</b>	<b>41</b>	<b>1</b>	<b>0</b>	<b>52</b>	<b>110</b>
<b>% Approach Total</b>	<b>0.0</b>	<b>0.0</b>	<b>0.0</b>	<b>0.0</b>	<b>0.0</b>	<b>4.8</b>	<b>71.4</b>	<b>23.8</b>	<b>0.0</b>	<b>43.8</b>	<b>50.0</b>	<b>6.3</b>	<b>0.0</b>	<b>19.2</b>	<b>78.8</b>	<b>1.9</b>	<b>0.0</b>				
PHF	0.000	0.000	0.000	0.000	0.000	0.500	0.833	0.625	0.000	0.875	0.438	0.400	0.250	0.000	0.444	0.417	0.788	0.250	0.000	0.867	0.859
Buses	0	0	0	0	0	1	8	2	0	11	3	5	0	0	8	1	15	1	0	17	36
Buses %	0.0	0.0	0.0	0.0	0.0	50.0	26.7	20.0	0.0	26.2	42.9	62.5	0.0	0.0	50.0	10.0	36.6	100.0	0.0	32.7	32.7
Single-Unit Trucks	0	0	0	0	0	1	21	8	0	30	4	3	1	0	8	8	23	0	0	31	69
Single-Unit %	0.0	0.0	0.0	0.0	0.0	50.0	70.0	80.0	0.0	71.4	57.1	37.5	100.0	0.0	50.0	80.0	56.1	0.0	0.0	59.6	62.7
Articulated Trucks	0	0	0	0	0	0	1	0	0	1	0	0	0	0	0	1	3	0	0	4	5
Articulated %	0.0	0.0	0.0	0.0	0.0	0.0	3.3	0.0	0.0	2.4	0.0	0.0	0.0	0.0	0.0	10.0	7.3	0.0	0.0	7.7	4.5
Buses	0	0	0	0	0	1	8	2	0	11	3	5	0	0	8	1	15	1	0	17	36
Single-Unit Trucks	0	0	0	0	0	1	21	8	0	30	4	3	1	0	8	8	23	0	0	31	69
Articulated Trucks	0	0	0	0	0	0	1	0	0	1	0	0	0	0	0	1	3	0	0	4	5
<b>Total Entering Leg</b>	<b>0</b>	<b>0</b>	<b>0</b>	<b>0</b>	<b>0</b>	<b>2</b>	<b>30</b>	<b>10</b>	<b>0</b>	<b>42</b>	<b>7</b>	<b>8</b>	<b>1</b>	<b>0</b>	<b>16</b>	<b>10</b>	<b>41</b>	<b>1</b>	<b>0</b>	<b>52</b>	<b>110</b>
Buses	7					18					3					8					36
Single-Unit Trucks	4					27					16					22					69
Articulated Trucks	0					3					1					1					5
<b>Total Exiting Leg</b>	<b>11</b>					<b>48</b>					<b>20</b>					<b>31</b>					<b>110</b>

PDI File #: **186556 A**  
 Location: **N: Warren Street S: Cardinal Medeiros Aveune**  
 Location: **E: Cambridge Stret W: Cambridge Street**  
 City, State: **Cambridge, MA**  
 Client: **VHB/ S. Mandzo-Predzic**  
 Site Code: **TBA**  
 Count Date: **Thursday, November 15, 2018**  
 Start Time: **7:30 AM**  
 End Time: **9:30 AM**  
 Class:



46 Morton Street, Framingham, MA 01702  
 Office: 508-875-0100 Fax: 508-875-0118  
 Email: datarequests@pdilic.com

**Cars**

	Warren Street					Cambridge Stret					Cardinal Medeiros Aveune					Cambridge Street					Total
	from North					from East					from South					from West					
	Right	Thru	Left	U-Turn	Total	Right	Thru	Left	U-Turn	Total	Right	Thru	Left	U-Turn	Total	Right	Thru	Left	U-Turn	Total	
7:30 AM	0	0	0	0	0	12	83	57	0	152	13	15	2	0	30	17	95	15	0	127	309
7:45 AM	0	0	0	0	0	11	74	48	0	133	15	18	4	0	37	25	109	16	0	150	320
<b>Total</b>	<b>0</b>	<b>0</b>	<b>0</b>	<b>0</b>	<b>0</b>	<b>23</b>	<b>157</b>	<b>105</b>	<b>0</b>	<b>285</b>	<b>28</b>	<b>33</b>	<b>6</b>	<b>0</b>	<b>67</b>	<b>42</b>	<b>204</b>	<b>31</b>	<b>0</b>	<b>277</b>	<b>629</b>
8:00 AM	0	0	0	0	0	10	52	51	0	113	14	17	6	0	37	33	88	14	0	135	285
8:15 AM	0	0	0	0	0	10	58	47	0	115	14	21	1	0	36	44	101	15	0	160	311
8:30 AM	0	0	0	0	0	17	50	47	0	114	11	13	3	0	27	40	95	29	0	164	305
8:45 AM	0	0	0	0	0	23	59	46	0	128	14	11	1	0	26	46	90	25	0	161	315
<b>Total</b>	<b>0</b>	<b>0</b>	<b>0</b>	<b>0</b>	<b>0</b>	<b>60</b>	<b>219</b>	<b>191</b>	<b>0</b>	<b>470</b>	<b>53</b>	<b>62</b>	<b>11</b>	<b>0</b>	<b>126</b>	<b>163</b>	<b>374</b>	<b>83</b>	<b>0</b>	<b>620</b>	<b>1216</b>
9:00 AM	0	0	0	0	0	24	43	37	0	104	11	18	4	0	33	51	102	23	0	176	313
9:15 AM	0	0	0	0	0	25	50	51	0	126	14	13	6	0	33	43	92	23	0	158	317
<b>Total</b>	<b>0</b>	<b>0</b>	<b>0</b>	<b>0</b>	<b>0</b>	<b>49</b>	<b>93</b>	<b>88</b>	<b>0</b>	<b>230</b>	<b>25</b>	<b>31</b>	<b>10</b>	<b>0</b>	<b>66</b>	<b>94</b>	<b>194</b>	<b>46</b>	<b>0</b>	<b>334</b>	<b>630</b>
Grand Total	0	0	0	0	0	132	469	384	0	985	106	126	27	0	259	299	772	160	0	1231	2475
Approach %	0.0	0.0	0.0	0.0	0.0	13.4	47.6	39.0	0.0	39.8	40.9	48.6	10.4	0.0	40.5	24.3	62.7	13.0	0.0	49.7	
Total %	0.0	0.0	0.0	0.0	0.0	5.3	18.9	15.5	0.0	39.8	4.3	5.1	1.1	0.0	10.5	12.1	31.2	6.5	0.0	49.7	
Exiting Leg Total	418					878					683					496					2475

Peak Hour Analysis from 07:30 AM to 09:30 AM begins at:

	Warren Street					Cambridge Stret					Cardinal Medeiros Aveune					Cambridge Street					Total
	from North					from East					from South					from West					
	Right	Thru	Left	U-Turn	Total	Right	Thru	Left	U-Turn	Total	Right	Thru	Left	U-Turn	Total	Right	Thru	Left	U-Turn	Total	
8:30 AM	0	0	0	0	0	17	50	47	0	114	11	13	3	0	27	40	95	29	0	164	305
8:45 AM	0	0	0	0	0	23	59	46	0	128	14	11	1	0	26	46	90	25	0	161	315
9:00 AM	0	0	0	0	0	24	43	37	0	104	11	18	4	0	33	51	102	23	0	176	313
9:15 AM	0	0	0	0	0	25	50	51	0	126	14	13	6	0	33	43	92	23	0	158	317
Total Volume	0	0	0	0	0	89	202	181	0	472	50	55	14	0	119	180	379	100	0	659	1250
% Approach Total	0.0	0.0	0.0	0.0	0.0	18.9	42.8	38.3	0.0	39.8	42.0	46.2	11.8	0.0	40.5	27.3	57.5	15.2	0.0	49.7	
PHF	0.000	0.000	0.000	0.000	0.000	0.890	0.856	0.887	0.000	0.922	0.893	0.764	0.583	0.000	0.902	0.882	0.929	0.862	0.000	0.936	0.986
Entering Leg	0	0	0	0	0	89	202	181	0	472	50	55	14	0	119	180	379	100	0	659	1250
Exiting Leg	244					429					361					216					1250
<b>Total</b>	<b>244</b>					<b>901</b>					<b>480</b>					<b>875</b>					<b>2500</b>

PDI File #: **186556 A**  
 Location: **N: Warren Street S: Cardinal Medeiros Aveune**  
 Location: **E: Cambridge Stret W: Cambridge Street**  
 City, State: **Cambridge, MA**  
 Client: **VHB/ S. Mandzo-Preldzic**  
 Site Code: **TBA**  
 Count Date: **Thursday, November 15, 2018**  
 Start Time: **7:30 AM**  
 End Time: **9:30 AM**  
 Class:



46 Morton Street, Framingham, MA 01702  
 Office: 508-875-0100 Fax: 508-875-0118  
 Email: datarequests@pdillc.com

**Light Goods Vehicle**

	Warren Street					Cambridge Stret					Cardinal Medeiros Aveune					Cambridge Street					Total
	from North					from East					from South					from West					
	Right	Thru	Left	U-Turn	Total	Right	Thru	Left	U-Turn	Total	Right	Thru	Left	U-Turn	Total	Right	Thru	Left	U-Turn	Total	
7:30 AM	0	0	0	0	0	3	8	5	0	16	2	1	0	0	3	1	7	1	0	9	28
7:45 AM	0	0	0	0	0	2	9	7	0	18	1	1	0	0	2	0	9	1	0	10	30
Total	0	0	0	0	0	5	17	12	0	34	3	2	0	0	5	1	16	2	0	19	58
8:00 AM	0	0	0	0	0	0	11	2	0	13	1	1	0	0	2	0	6	1	0	7	22
8:15 AM	0	0	0	0	0	0	6	3	0	9	2	0	0	0	2	2	11	2	0	15	26
8:30 AM	0	0	0	0	0	2	6	4	0	12	2	2	0	0	4	3	6	3	0	12	28
8:45 AM	0	0	0	0	0	2	3	3	0	8	0	3	0	0	3	6	7	1	0	14	25
Total	0	0	0	0	0	4	26	12	0	42	5	6	0	0	11	11	30	7	0	48	101
9:00 AM	0	0	0	0	0	3	7	5	0	15	0	6	0	0	6	3	10	1	0	14	35
9:15 AM	0	0	0	0	0	3	3	3	0	9	1	2	1	0	4	0	9	5	0	14	27
Total	0	0	0	0	0	6	10	8	0	24	1	8	1	0	10	3	19	6	0	28	62
Grand Total	0	0	0	0	0	15	53	32	0	100	9	16	1	0	26	15	65	15	0	95	221
Approach %	0.0	0.0	0.0	0.0		15.0	53.0	32.0	0.0		34.6	61.5	3.8	0.0		15.8	68.4	15.8	0.0		
Total %	0.0	0.0	0.0	0.0	0.0	6.8	24.0	14.5	0.0	45.2	4.1	7.2	0.5	0.0	11.8	6.8	29.4	6.8	0.0	43.0	
Exiting Leg Total	46					74					47					54					221

Peak Hour Analysis from 07:30 AM to 09:30 AM begins at:

	Warren Street					Cambridge Stret					Cardinal Medeiros Aveune					Cambridge Street					Total
	from North					from East					from South					from West					
	Right	Thru	Left	U-Turn	Total	Right	Thru	Left	U-Turn	Total	Right	Thru	Left	U-Turn	Total	Right	Thru	Left	U-Turn	Total	
8:30 AM	0	0	0	0	0	2	6	4	0	12	2	2	0	0	4	3	6	3	0	12	28
8:45 AM	0	0	0	0	0	2	3	3	0	8	0	3	0	0	3	6	7	1	0	14	25
9:00 AM	0	0	0	0	0	3	7	5	0	15	0	6	0	0	6	3	10	1	0	14	35
9:15 AM	0	0	0	0	0	3	3	3	0	9	1	2	1	0	4	0	9	5	0	14	27
Total Volume	0	0	0	0	0	10	19	15	0	44	3	13	1	0	17	12	32	10	0	54	115
% Approach Total	0.0	0.0	0.0	0.0		22.7	43.2	34.1	0.0		17.6	76.5	5.9	0.0		22.2	59.3	18.5	0.0		
PHF	0.000	0.000	0.000	0.000	0.000	0.833	0.679	0.750	0.000	0.733	0.375	0.542	0.250	0.000	0.708	0.500	0.800	0.500	0.000	0.964	0.821
Entering Leg	0	0	0	0	0	10	19	15	0	44	3	13	1	0	17	12	32	10	0	54	115
Exiting Leg	33					35					27					20					115
Total	33					79					44					74					230



PDI File #: **186556 A**  
 Location: **N: Warren Street S: Cardinal Medeiros Aveune**  
 Location: **E: Cambridge Stret W: Cambridge Street**  
 City, State: **Cambridge, MA**  
 Client: **VHB/ S. Mandzo-Predzic**  
 Site Code: **TBA**  
 Count Date: **Thursday, November 15, 2018**  
 Start Time: **7:30 AM**  
 End Time: **9:30 AM**  
 Class:



46 Morton Street, Framingham, MA 01702  
 Office: 508-875-0100 Fax: 508-875-0118  
 Email: datarequests@pdilic.com

**Buses**

	Warren Street					Cambridge Stret					Cardinal Medeiros Aveune					Cambridge Street					Total
	from North					from East					from South					from West					
	Right	Thru	Left	U-Turn	Total	Right	Thru	Left	U-Turn	Total	Right	Thru	Left	U-Turn	Total	Right	Thru	Left	U-Turn	Total	
7:30 AM	0	0	0	0	0	0	6	0	0	6	3	0	0	0	3	0	3	0	0	3	12
7:45 AM	0	0	0	0	0	0	2	0	0	2	2	1	0	0	3	0	4	0	0	4	9
Total	0	0	0	0	0	0	8	0	0	8	5	1	0	0	6	0	7	0	0	7	21
8:00 AM	0	0	0	0	0	0	4	0	0	4	0	0	0	0	0	0	2	0	0	2	6
8:15 AM	0	0	0	0	0	0	6	0	0	6	1	0	0	0	1	0	5	0	0	5	12
8:30 AM	0	0	0	0	0	0	2	1	0	3	1	0	0	0	1	0	5	0	0	5	9
8:45 AM	0	0	0	0	0	1	4	0	0	5	2	3	0	0	5	0	4	1	0	5	15
Total	0	0	0	0	0	1	16	1	0	18	4	3	0	0	7	0	16	1	0	17	42
9:00 AM	0	0	0	0	0	0	0	1	0	1	0	1	0	0	1	0	3	0	0	3	5
9:15 AM	0	0	0	0	0	0	2	0	0	2	0	1	0	0	1	1	3	0	0	4	7
Total	0	0	0	0	0	0	2	1	0	3	0	2	0	0	2	1	6	0	0	7	12
Grand Total	0	0	0	0	0	1	26	2	0	29	9	6	0	0	15	1	29	1	0	31	75
Approach %	0.0	0.0	0.0	0.0		3.4	89.7	6.9	0.0		60.0	40.0	0.0	0.0		3.2	93.5	3.2	0.0		
Total %	0.0	0.0	0.0	0.0	0.0	1.3	34.7	2.7	0.0	38.7	12.0	8.0	0.0	0.0	20.0	1.3	38.7	1.3	0.0	41.3	
Exiting Leg Total	8					38					3					26					75

Peak Hour Analysis from 07:30 AM to 09:30 AM begins at:

	Warren Street					Cambridge Stret					Cardinal Medeiros Aveune					Cambridge Street					Total
	from North					from East					from South					from West					
	Right	Thru	Left	U-Turn	Total	Right	Thru	Left	U-Turn	Total	Right	Thru	Left	U-Turn	Total	Right	Thru	Left	U-Turn	Total	
8:00 AM	0	0	0	0	0	0	4	0	0	4	0	0	0	0	0	0	2	0	0	2	6
8:15 AM	0	0	0	0	0	0	6	0	0	6	1	0	0	0	1	0	5	0	0	5	12
8:30 AM	0	0	0	0	0	0	2	1	0	3	1	0	0	0	1	0	5	0	0	5	9
8:45 AM	0	0	0	0	0	1	4	0	0	5	2	3	0	0	5	0	4	1	0	5	15
Total Volume	0	0	0	0	0	1	16	1	0	18	4	3	0	0	7	0	16	1	0	17	42
% Approach Total	0.0	0.0	0.0	0.0		5.6	88.9	5.6	0.0		57.1	42.9	0.0	0.0		0.0	94.1	5.9	0.0		
PHF	0.000	0.000	0.000	0.000	0.000	0.250	0.667	0.250	0.000	0.750	0.500	0.250	0.000	0.000	0.350	0.000	0.800	0.250	0.000	0.850	0.700
Entering Leg	0	0	0	0	0	1	16	1	0	18	4	3	0	0	7	0	16	1	0	17	42
Exiting Leg	5					20					1					16					42
Total	5					38					8					33					84

PDI File #: **186556 A**  
 Location: **N: Warren Street S: Cardinal Medeiros Aveune**  
 Location: **E: Cambridge Stret W: Cambridge Street**  
 City, State: **Cambridge, MA**  
 Client: **VHB/ S. Mandzo-Predzic**  
 Site Code: **TBA**  
 Count Date: **Thursday, November 15, 2018**  
 Start Time: **7:30 AM**  
 End Time: **9:30 AM**  
 Class:



46 Morton Street, Framingham, MA 01702  
 Office: 508-875-0100 Fax: 508-875-0118  
 Email: datarequests@pdilic.com

**Single-Unit Trucks**

	Warren Street					Cambridge Stret					Cardinal Medeiros Aveune					Cambridge Street					Total
	from North					from East					from South					from West					
	Right	Thru	Left	U-Turn	Total	Right	Thru	Left	U-Turn	Total	Right	Thru	Left	U-Turn	Total	Right	Thru	Left	U-Turn	Total	
7:30 AM	0	0	0	0	0	1	4	0	0	5	1	0	0	0	1	1	0	3	0	4	10
7:45 AM	0	0	0	0	0	0	5	0	0	5	2	0	2	0	4	0	1	2	0	3	12
Total	0	0	0	0	0	1	9	0	0	10	3	0	2	0	5	1	1	5	0	7	22
8:00 AM	0	0	0	0	0	1	9	2	0	12	0	0	0	0	0	0	3	1	0	4	16
8:15 AM	0	0	0	0	0	0	6	0	0	6	2	0	0	0	2	1	2	0	0	3	11
8:30 AM	0	0	0	0	0	0	6	1	0	7	0	1	1	0	2	0	5	0	0	5	14
8:45 AM	0	0	0	0	0	0	5	2	0	7	2	2	0	0	4	2	4	0	0	6	17
Total	0	0	0	0	0	1	26	5	0	32	4	3	1	0	8	3	14	1	0	18	58
9:00 AM	0	0	0	0	0	1	4	3	0	8	1	0	0	0	1	2	9	0	0	11	20
9:15 AM	0	0	0	0	0	0	6	2	0	8	1	0	0	0	1	4	5	0	0	9	18
Total	0	0	0	0	0	1	10	5	0	16	2	0	0	0	2	6	14	0	0	20	38
Grand Total	0	0	0	0	0	3	45	10	0	58	9	3	3	0	15	10	29	6	0	45	118
Approach %	0.0	0.0	0.0	0.0		5.2	77.6	17.2	0.0		60.0	20.0	20.0	0.0		22.2	64.4	13.3	0.0		
Total %	0.0	0.0	0.0	0.0	0.0	2.5	38.1	8.5	0.0	49.2	7.6	2.5	2.5	0.0	12.7	8.5	24.6	5.1	0.0	38.1	
Exiting Leg Total	12					38					20					48					118

Peak Hour Analysis from 07:30 AM to 09:30 AM begins at:

	Warren Street					Cambridge Stret					Cardinal Medeiros Aveune					Cambridge Street					Total
	from North					from East					from South					from West					
	Right	Thru	Left	U-Turn	Total	Right	Thru	Left	U-Turn	Total	Right	Thru	Left	U-Turn	Total	Right	Thru	Left	U-Turn	Total	
8:30 AM	0	0	0	0	0	0	6	1	0	7	0	1	1	0	2	0	5	0	0	5	14
8:45 AM	0	0	0	0	0	0	5	2	0	7	2	2	0	0	4	2	4	0	0	6	17
9:00 AM	0	0	0	0	0	1	4	3	0	8	1	0	0	0	1	2	9	0	0	11	20
9:15 AM	0	0	0	0	0	0	6	2	0	8	1	0	0	0	1	4	5	0	0	9	18
Total Volume	0	0	0	0	0	1	21	8	0	30	4	3	1	0	8	8	23	0	0	31	69
% Approach Total	0.0	0.0	0.0	0.0		3.3	70.0	26.7	0.0		50.0	37.5	12.5	0.0		25.8	74.2	0.0	0.0		
PHF	0.000	0.000	0.000	0.000	0.000	0.250	0.875	0.667	0.000	0.938	0.500	0.375	0.250	0.000	0.500	0.500	0.639	0.000	0.000	0.705	0.863
Entering Leg	0	0	0	0	0	1	21	8	0	30	4	3	1	0	8	8	23	0	0	31	69
Exiting Leg	4					27					16					22					69
Total	4					57					24					53					138

PDI File #: **186556 A**  
 Location: **N: Warren Street S: Cardinal Medeiros Aveune**  
 Location: **E: Cambridge Stret W: Cambridge Street**  
 City, State: **Cambridge, MA**  
 Client: **VHB/ S. Mandzo-Predzic**  
 Site Code: **TBA**  
 Count Date: **Thursday, November 15, 2018**  
 Start Time: **7:30 AM**  
 End Time: **9:30 AM**  
 Class:



46 Morton Street, Framingham, MA 01702  
 Office: 508-875-0100 Fax: 508-875-0118  
 Email: datarequests@pdilic.com

**Articulated Trucks**

	Warren Street					Cambridge Stret					Cardinal Medeiros Aveune					Cambridge Street					Total
	from North					from East					from South					from West					
	Right	Thru	Left	U-Turn	Total	Right	Thru	Left	U-Turn	Total	Right	Thru	Left	U-Turn	Total	Right	Thru	Left	U-Turn	Total	
7:30 AM	0	0	0	0	0	0	0	0	0	0	0	0	0	0	0	0	0	0	0	0	0
7:45 AM	0	0	0	0	0	0	0	0	0	0	1	0	0	0	1	0	1	0	0	1	2
<b>Total</b>	0	0	0	0	0	0	0	0	0	0	1	0	0	0	1	0	1	0	0	1	2
8:00 AM	0	0	0	0	0	0	0	0	0	0	0	0	0	0	0	0	0	0	0	0	0
8:15 AM	0	0	0	0	0	0	0	0	0	0	0	0	0	0	0	0	0	0	0	0	0
8:30 AM	0	0	0	0	0	0	1	0	0	1	0	0	0	0	0	0	1	0	0	1	2
8:45 AM	0	0	0	0	0	0	0	0	0	0	0	0	0	0	0	0	0	0	0	0	0
<b>Total</b>	0	0	0	0	0	0	1	0	0	1	0	0	0	0	0	0	1	0	0	1	2
9:00 AM	0	0	0	0	0	0	0	0	0	0	0	0	0	0	0	0	1	0	0	1	1
9:15 AM	0	0	0	0	0	0	0	0	0	0	0	0	0	0	0	1	1	0	0	2	2
<b>Total</b>	0	0	0	0	0	0	0	0	0	0	0	0	0	0	0	1	2	0	0	3	3
<b>Grand Total</b>	0	0	0	0	0	0	1	0	0	1	1	0	0	0	1	1	4	0	0	5	7
Approach %	0.0	0.0	0.0	0.0		0.0	100.0	0.0	0.0		100.0	0.0	0.0	0.0		20.0	80.0	0.0	0.0		
Total %	0.0	0.0	0.0	0.0	0.0	0.0	14.3	0.0	0.0	14.3	14.3	0.0	0.0	0.0	14.3	14.3	57.1	0.0	0.0	71.4	
Exiting Leg Total	0					5					1					1					7

**Peak Hour Analysis from 07:30 AM to 09:30 AM begins at:**

	Warren Street					Cambridge Stret					Cardinal Medeiros Aveune					Cambridge Street					Total
	from North					from East					from South					from West					
	Right	Thru	Left	U-Turn	Total	Right	Thru	Left	U-Turn	Total	Right	Thru	Left	U-Turn	Total	Right	Thru	Left	U-Turn	Total	
8:30 AM	0	0	0	0	0	0	1	0	0	1	0	0	0	0	0	0	1	0	0	1	2
8:45 AM	0	0	0	0	0	0	0	0	0	0	0	0	0	0	0	0	0	0	0	0	0
9:00 AM	0	0	0	0	0	0	0	0	0	0	0	0	0	0	0	0	1	0	0	1	1
9:15 AM	0	0	0	0	0	0	0	0	0	0	0	0	0	0	0	1	1	0	0	2	2
<b>Total Volume</b>	0	0	0	0	0	0	1	0	0	1	0	0	0	0	0	1	3	0	0	4	5
% Approach Total	0.0	0.0	0.0	0.0		0.0	100.0	0.0	0.0		0.0	0.0	0.0	0.0		25.0	75.0	0.0	0.0		
PHF	0.000	0.000	0.000	0.000	0.000	0.000	0.250	0.000	0.000	0.250	0.000	0.000	0.000	0.000	0.000	0.250	0.750	0.000	0.000	0.500	0.625
Entering Leg	0	0	0	0	0	0	1	0	0	1	0	0	0	0	0	1	3	0	0	4	5
Exiting Leg	0					3					1					1					5
<b>Total</b>	0					4					1					5					10

PDI File #: 186556 A  
 Location: N: Warren Street S: Cardinal Medeiros Aveune  
 Location: E: Cambridge Stret W: Cambridge Street  
 City, State: Cambridge, MA  
 Client: VHB/ S. Mandzo-Predzic  
 Site Code: TBA  
 Count Date: Thursday, November 15, 2018  
 Start Time: 7:30 AM  
 End Time: 9:30 AM  
 Class:



46 Morton Street, Framingham, MA 01702  
 Office: 508-875-0100 Fax: 508-875-0118  
 Email: datarequests@pdilic.com

**Bicycles (on Roadway and Crosswalks)**

	Warren Street							Cambridge Stret							Cardinal Medeiros Aveune							Cambridge Street							Total
	from North							from East							from South							from West							
	Right	Thru	Left	U-Turn	CW-EB	CW-WB	Total	Right	Thru	Left	U-Turn	CW-SB	CW-NB	Total	Right	Thru	Left	U-Turn	CW-WB	CW-EB	Total	Right	Thru	Left	U-Turn	CW-NB	CW-SB	Total	
7:30 AM	0	1	0	0	0	0	1	0	4	1	0	0	0	5	1	0	1	0	0	0	2	0	11	0	0	0	0	11	19
7:45 AM	0	0	0	0	0	0	0	1	3	1	0	0	0	5	0	0	0	0	0	0	0	1	11	0	0	0	0	12	17
Total	0	1	0	0	0	0	1	1	7	2	0	0	0	10	1	0	1	0	0	0	2	1	22	0	0	0	0	23	36
8:00 AM	0	2	1	0	0	0	3	0	6	1	0	0	0	7	0	1	0	0	0	1	2	2	16	0	0	0	0	18	30
8:15 AM	0	0	0	0	0	0	0	0	6	4	0	0	0	10	0	2	0	0	0	0	2	0	17	0	0	0	0	17	29
8:30 AM	0	0	0	0	0	0	0	0	4	3	0	0	0	7	1	0	0	0	0	0	1	2	17	0	0	0	0	19	27
8:45 AM	0	0	0	0	0	0	0	0	5	3	0	0	0	8	2	0	0	0	0	0	2	1	19	0	0	0	0	20	30
Total	0	2	1	0	0	0	3	0	21	11	0	0	0	32	3	3	0	0	0	1	7	5	69	0	0	0	0	74	116
9:00 AM	0	0	0	0	0	0	0	0	3	1	0	0	0	4	1	0	0	0	0	0	1	0	16	1	0	0	0	17	22
9:15 AM	0	0	0	0	0	0	0	1	4	1	0	0	0	6	0	1	0	0	0	0	1	1	11	1	0	0	0	13	20
Total	0	0	0	0	0	0	0	1	7	2	0	0	0	10	1	1	0	0	0	0	2	1	27	2	0	0	0	30	42
Grand Total	0	3	1	0	0	0	4	2	35	15	0	0	0	52	5	4	1	0	0	1	11	7	118	2	0	0	0	127	194
Approach %	0.0	75.0	25.0	0.0	0.0	0.0		3.8	67.3	28.8	0.0	0.0	0.0		45.5	36.4	9.1	0.0	0.0	9.1		5.5	92.9	1.6	0.0	0.0	0.0		
Total %	0.0	1.5	0.5	0.0	0.0	0.0	2.1	1.0	18.0	7.7	0.0	0.0	0.0	26.8	2.6	2.1	0.5	0.0	0.0	0.5	5.7	3.6	60.8	1.0	0.0	0.0	0.0	65.5	
Exiting Leg Total	8							124							26							36							194

Peak Hour Analysis from 07:30 AM to 09:30 AM begins at:

	Warren Street							Cambridge Stret							Cardinal Medeiros Aveune							Cambridge Street							Total	
	from North							from East							from South							from West								
	Right	Thru	Left	U-Turn	CW-EB	CW-WB	Total	Right	Thru	Left	U-Turn	CW-SB	CW-NB	Total	Right	Thru	Left	U-Turn	CW-WB	CW-EB	Total	Right	Thru	Left	U-Turn	CW-NB	CW-SB	Total		
8:00 AM	0	2	1	0	0	0	3	0	6	1	0	0	0	7	0	1	0	0	0	0	1	2	2	16	0	0	0	0	18	30
8:15 AM	0	0	0	0	0	0	0	0	6	4	0	0	0	10	0	2	0	0	0	0	2	0	17	0	0	0	0	17	29	
8:30 AM	0	0	0	0	0	0	0	0	4	3	0	0	0	7	1	0	0	0	0	0	1	2	17	0	0	0	0	19	27	
8:45 AM	0	0	0	0	0	0	0	0	5	3	0	0	0	8	2	0	0	0	0	0	2	1	19	0	0	0	0	20	30	
Total Volume	0	2	1	0	0	0	3	0	21	11	0	0	0	32	3	3	0	0	0	1	7	5	69	0	0	0	0	74	116	
% Approach Total	0.0	66.7	33.3	0.0	0.0	0.0		0.0	65.6	34.4	0.0	0.0	0.0		42.9	42.9	0.0	0.0	0.0	14.3		6.8	93.2	0.0	0.0	0.0	0.0			
PHF	0.000	0.250	0.250	0.000	0.000	0.000	0.250	0.000	0.875	0.688	0.000	0.000	0.000	0.800	0.375	0.375	0.000	0.000	0.000	0.250	0.875	0.625	0.908	0.000	0.000	0.000	0.000	0.925	0.967	
Entering Leg	0	2	1	0	0	0	3	0	21	11	0	0	0	32	3	3	0	0	0	1	7	5	69	0	0	0	0	74	116	
Exiting Leg	3							73							19							21							116	
Total	6							105							26							95							232	

PDI File #: 186556 A  
 Location: N: Warren Street S: Cardinal Medeiros Aveune  
 Location: E: Cambridge Stret W: Cambridge Street  
 City, State: Cambridge, MA  
 Client: VHB/ S. Mandzo-Predzic  
 Site Code: TBA  
 Count Date: Thursday, November 15, 2018  
 Start Time: 7:30 AM  
 End Time: 9:30 AM  
 Class:



46 Morton Street, Framingham, MA 01702  
 Office: 508-875-0100 Fax: 508-875-0118  
 Email: datarequests@pdilic.com

**Pedestrians**

	Warren Street							Cambridge Stret							Cardinal Medeiros Aveune							Cambridge Street							Total
	from North							from East							from South							from West							
	Right	Thru	Left	U-Turn	CW-EB	CW-WB	Total	Right	Thru	Left	U-Turn	CW-SB	CW-NB	Total	Right	Thru	Left	U-Turn	CW-WB	CW-EB	Total	Right	Thru	Left	U-Turn	CW-NB	CW-SB	Total	
7:30 AM	0	0	0	0	13	8	21	0	0	0	0	1	0	1	0	0	0	0	5	18	23	0	0	0	0	2	6	8	53
7:45 AM	0	0	0	0	13	7	20	0	0	0	0	2	2	4	0	0	0	0	8	17	25	0	0	0	0	3	2	5	54
Total	0	0	0	0	26	15	41	0	0	0	0	3	2	5	0	0	0	0	13	35	48	0	0	0	0	5	8	13	107
8:00 AM	0	0	0	0	25	11	36	0	0	0	0	3	1	4	0	0	0	0	5	18	23	0	0	0	0	6	4	10	73
8:15 AM	0	0	0	0	30	5	35	0	0	0	0	3	5	8	0	0	0	0	9	15	24	0	0	0	0	2	4	6	73
8:30 AM	0	0	0	0	24	11	35	0	0	0	0	3	1	4	0	0	0	0	3	13	16	0	0	0	0	2	8	10	65
8:45 AM	0	0	0	0	19	8	27	0	0	0	0	3	3	6	0	0	0	0	5	9	14	0	0	0	0	5	9	14	61
Total	0	0	0	0	98	35	133	0	0	0	0	12	10	22	0	0	0	0	22	55	77	0	0	0	0	15	25	40	272
9:00 AM	0	0	0	0	14	10	24	0	0	0	0	4	0	4	0	0	0	0	3	5	8	0	0	0	0	5	9	14	50
9:15 AM	0	0	0	0	11	8	19	0	0	0	0	2	1	3	0	0	0	0	4	4	8	0	0	0	0	2	9	11	41
Total	0	0	0	0	25	18	43	0	0	0	0	6	1	7	0	0	0	0	7	9	16	0	0	0	0	7	18	25	91
Grand Total	0	0	0	0	149	68	217	0	0	0	0	21	13	34	0	0	0	0	42	99	141	0	0	0	0	27	51	78	470
Approach %	0	0	0	0	68.7	31.3		0	0	0	0	61.8	38.2		0	0	0	0	29.8	70.2		0	0	0	0	34.6	65.4		
Total %	0	0	0	0	31.7	14.5	46.2	0	0	0	0	4.47	2.77	7.23	0	0	0	0	8.94	21.1	30	0	0	0	0	5.74	10.9	16.6	
Exiting Leg Total	217							34							141							78	470						

Peak Hour Analysis from 07:30 AM to 09:30 AM begins at:

	Warren Street							Cambridge Stret							Cardinal Medeiros Aveune							Cambridge Street							Total
	from North							from East							from South							from West							
	Right	Thru	Left	U-Turn	CW-EB	CW-WB	Total	Right	Thru	Left	U-Turn	CW-SB	CW-NB	Total	Right	Thru	Left	U-Turn	CW-WB	CW-EB	Total	Right	Thru	Left	U-Turn	CW-NB	CW-SB	Total	
8:00 AM	0	0	0	0	25	11	36	0	0	0	0	3	1	4	0	0	0	0	5	18	23	0	0	0	0	6	4	10	73
8:15 AM	0	0	0	0	30	5	35	0	0	0	0	3	5	8	0	0	0	0	9	15	24	0	0	0	0	2	4	6	73
8:30 AM	0	0	0	0	24	11	35	0	0	0	0	3	1	4	0	0	0	0	3	13	16	0	0	0	0	2	8	10	65
8:45 AM	0	0	0	0	19	8	27	0	0	0	0	3	3	6	0	0	0	0	5	9	14	0	0	0	0	5	9	14	61
Total Volume	0	0	0	0	98	35	133	0	0	0	0	12	10	22	0	0	0	0	22	55	77	0	0	0	0	15	25	40	272
% Approach Total	0.0	0.0	0.0	0.0	73.7	26.3		0.0	0.0	0.0	0.0	54.5	45.5		0.0	0.0	0.0	0.0	28.6	71.4		0.0	0.0	0.0	0.0	37.5	62.5		
PHF	0.000	0.000	0.000	0.000	0.817	0.795	0.924	0.000	0.000	0.000	0.000	1.000	0.500	0.688	0.000	0.000	0.000	0.000	0.611	0.764	0.802	0.000	0.000	0.000	0.000	0.625	0.694	0.714	0.932
Entering Leg	0	0	0	0	98	35	133	0	0	0	0	12	10	22	0	0	0	0	22	55	77	0	0	0	0	15	25	40	272
Exiting Leg	133							22							77							40	272						
Total	266							44							154							80	544						

PDI File #: **186556 AA**  
 Location: **N: Warren Street S: Cardinal Medeiros Aveune**  
 Location: **E: Cambridge Stret W: Cambridge Street**  
 City, State: **Cambridge, MA**  
 Client: **VHB/ S. Mandzo-Predzic**  
 Site Code: **TBA**  
 Count Date: **Thursday, November 15, 2018**  
 Start Time: **4:30 PM**  
 End Time: **6:30 PM**  
 Class:



**Cars and Heavy Vehicles (Combined)**

	Warren Street					Cambridge Stret					Cardinal Medeiros Aveune					Cambridge Street					Total				
	from North					from East					from South					from West									
	Right	Thru	Left	U-Turn	Total	Right	Thru	Left	U-Turn	Total	Right	Thru	Left	U-Turn	Total	Right	Thru	Left	U-Turn	Total					
4:30 PM	0	0	0	0	0	9	81	36	0	126	14	58	4	0	76	10	79	50	0	139	341				
4:45 PM	0	0	0	0	0	8	82	25	0	115	26	31	6	0	63	13	102	20	0	135	313				
Total	0	0	0	0	0	17	163	61	0	241	40	89	10	0	139	23	181	70	0	274	654				
5:00 PM	0	0	0	0	0	8	98	34	0	140	26	25	2	0	53	9	77	34	0	120	313				
5:15 PM	0	0	0	0	0	6	75	22	0	103	28	27	1	0	56	8	107	25	0	140	299				
5:30 PM	0	0	0	0	0	7	88	32	0	127	30	34	5	0	69	7	93	50	0	150	346				
5:45 PM	0	0	0	0	0	1	69	47	0	117	25	24	1	0	50	12	102	19	0	133	300				
Total	0	0	0	0	0	22	330	135	0	487	109	110	9	0	228	36	379	128	0	543	1258				
6:00 PM	0	0	0	0	0	5	87	44	0	136	21	43	5	0	69	7	90	46	0	143	348				
6:15 PM	0	0	0	0	0	9	81	30	0	120	25	42	3	0	70	3	79	35	0	117	307				
Total	0	0	0	0	0	14	168	74	0	256	46	85	8	0	139	10	169	81	0	260	655				
Grand Total	0	0	0	0	0	53	661	270	0	984	195	284	27	0	506	69	729	279	0	1077	2567				
Approach %	0.0	0.0	0.0	0.0		5.4	67.2	27.4	0.0		38.5	56.1	5.3	0.0		6.4	67.7	25.9	0.0						
Total %	0.0	0.0	0.0	0.0	0.0	2.1	25.7	10.5	0.0	38.3	7.6	11.1	1.1	0.0	19.7	2.7	28.4	10.9	0.0	42.0					
Exiting Leg Total						616						924						339						688	2567
Cars	0	0	0	0	0	53	642	267	0	962	187	281	25	0	493	67	708	273	0	1048	2503				
% Cars	0.0	0.0	0.0	0.0	0.0	100.0	97.1	98.9	0.0	97.8	95.9	98.9	92.6	0.0	97.4	97.1	97.1	97.8	0.0	97.3	97.5				
Exiting Leg Total						607						895						334						667	2503
Heavy Vehicles	0	0	0	0	0	0	19	3	0	22	8	3	2	0	13	2	21	6	0	29	64				
% Heavy Vehicles	0.0	0.0	0.0	0.0	0.0	0.0	2.9	1.1	0.0	2.2	4.1	1.1	7.4	0.0	2.6	2.9	2.9	2.2	0.0	2.7	2.5				
Exiting Leg Total						9						29						5						21	64

Peak Hour Analysis from 04:30 PM to 06:30 PM begins at:

5:30 PM	Warren Street					Cambridge Stret					Cardinal Medeiros Aveune					Cambridge Street					Total				
	from North					from East					from South					from West									
	Right	Thru	Left	U-Turn	Total	Right	Thru	Left	U-Turn	Total	Right	Thru	Left	U-Turn	Total	Right	Thru	Left	U-Turn	Total					
5:30 PM	0	0	0	0	0	7	88	32	0	127	30	34	5	0	69	7	93	50	0	150	346				
5:45 PM	0	0	0	0	0	1	69	47	0	117	25	24	1	0	50	12	102	19	0	133	300				
6:00 PM	0	0	0	0	0	5	87	44	0	136	21	43	5	0	69	7	90	46	0	143	348				
6:15 PM	0	0	0	0	0	9	81	30	0	120	25	42	3	0	70	3	79	35	0	117	307				
Total Volume	0	0	0	0	0	22	325	153	0	500	101	143	14	0	258	29	364	150	0	543	1301				
% Approach Total	0.0	0.0	0.0	0.0		4.4	65.0	30.6	0.0		39.1	55.4	5.4	0.0		5.3	67.0	27.6	0.0						
PHF	0.000	0.000	0.000	0.000	0.000	0.611	0.923	0.814	0.000	0.919	0.842	0.831	0.700	0.000	0.921	0.604	0.892	0.750	0.000	0.905	0.935				
Cars	0	0	0	0	0	22	314	153	0	489	97	141	13	0	251	28	354	148	0	530	1270				
Cars %	0.0	0.0	0.0	0.0	0.0	100.0	96.6	100.0	0.0	97.8	96.0	98.6	92.9	0.0	97.3	96.6	97.3	98.7	0.0	97.6	97.6				
Heavy Vehicles	0	0	0	0	0	0	11	0	0	11	4	2	1	0	7	1	10	2	0	13	31				
Heavy Vehicles %	0.0	0.0	0.0	0.0	0.0	0.0	3.4	0.0	0.0	2.2	4.0	1.4	7.1	0.0	2.7	3.4	2.7	1.3	0.0	2.4	2.4				
Cars Enter Leg	0	0	0	0	0	22	314	153	0	489	97	141	13	0	251	28	354	148	0	530	1270				
Heavy Enter Leg	0	0	0	0	0	0	11	0	0	11	4	2	1	0	7	1	10	2	0	13	31				
Total Entering Leg	0	0	0	0	0	22	325	153	0	500	101	143	14	0	258	29	364	150	0	543	1301				
Cars Exiting Leg						311						451						181						327	1270
Heavy Exiting Leg						4						14						1						12	31
Total Exiting Leg						315						465						182						339	1301

PDI File #: **186556 AA**  
 Location: **N: Warren Street S: Cardinal Medeiros Aveune**  
 Location: **E: Cambridge Stret W: Cambridge Street**  
 City, State: **Cambridge, MA**  
 Client: **VHB/ S. Mandzo-Predzic**  
 Site Code: **TBA**  
 Count Date: **Thursday, November 15, 2018**  
 Start Time: **4:30 PM**  
 End Time: **6:30 PM**  
 Class:



**Cars-Combined (Motorcycles, Cars, Light Goods)**

	Warren Street					Cambridge Stret					Cardinal Medeiros Aveune					Cambridge Street					Total
	from North					from East					from South					from West					
	Right	Thru	Left	U-Turn	Total	Right	Thru	Left	U-Turn	Total	Right	Thru	Left	U-Turn	Total	Right	Thru	Left	U-Turn	Total	
4:30 PM	0	0	0	0	0	9	80	34	0	123	14	57	4	0	75	10	74	48	0	132	330
4:45 PM	0	0	0	0	0	8	80	24	0	112	26	31	6	0	63	12	98	20	0	130	305
<b>Total</b>	0	0	0	0	0	17	160	58	0	235	40	88	10	0	138	22	172	68	0	262	635
5:00 PM	0	0	0	0	0	8	95	34	0	137	23	25	2	0	50	9	75	32	0	116	303
5:15 PM	0	0	0	0	0	6	73	22	0	101	27	27	0	0	54	8	107	25	0	140	295
5:30 PM	0	0	0	0	0	7	86	32	0	125	29	34	5	0	68	7	89	49	0	145	338
5:45 PM	0	0	0	0	0	1	69	47	0	117	23	24	1	0	48	12	99	19	0	130	295
<b>Total</b>	0	0	0	0	0	22	323	135	0	480	102	110	8	0	220	36	370	125	0	531	1231
6:00 PM	0	0	0	0	0	5	83	44	0	132	21	42	4	0	67	7	88	46	0	141	340
6:15 PM	0	0	0	0	0	9	76	30	0	115	24	41	3	0	68	2	78	34	0	114	297
<b>Total</b>	0	0	0	0	0	14	159	74	0	247	45	83	7	0	135	9	166	80	0	255	637
Grand Total	0	0	0	0	0	53	642	267	0	962	187	281	25	0	493	67	708	273	0	1048	2503
Approach %	0.0	0.0	0.0	0.0		5.5	66.7	27.8	0.0		37.9	57.0	5.1	0.0		6.4	67.6	26.0	0.0		
Total %	0.0	0.0	0.0	0.0	0.0	2.1	25.6	10.7	0.0	38.4	7.5	11.2	1.0	0.0	19.7	2.7	28.3	10.9	0.0	41.9	
Exiting Leg Total	607					895					334					667					2503

Peak Hour Analysis from 04:30 PM to 06:30 PM begins at:

	Warren Street					Cambridge Stret					Cardinal Medeiros Aveune					Cambridge Street					Total
	from North					from East					from South					from West					
	Right	Thru	Left	U-Turn	Total	Right	Thru	Left	U-Turn	Total	Right	Thru	Left	U-Turn	Total	Right	Thru	Left	U-Turn	Total	
5:30 PM	0	0	0	0	0	7	86	32	0	125	29	34	5	0	68	7	89	49	0	145	338
5:45 PM	0	0	0	0	0	1	69	47	0	117	23	24	1	0	48	12	99	19	0	130	295
6:00 PM	0	0	0	0	0	5	83	44	0	132	21	42	4	0	67	7	88	46	0	141	340
6:15 PM	0	0	0	0	0	9	76	30	0	115	24	41	3	0	68	2	78	34	0	114	297
Total Volume	0	0	0	0	0	22	314	153	0	489	97	141	13	0	251	28	354	148	0	530	1270
% Approach Total	0.0	0.0	0.0	0.0		4.5	64.2	31.3	0.0		38.6	56.2	5.2	0.0		5.3	66.8	27.9	0.0		
PHF	0.000	0.000	0.000	0.000	0.000	0.611	0.913	0.814	0.000	0.926	0.836	0.839	0.650	0.000	0.923	0.583	0.894	0.755	0.000	0.914	0.934
Entering Leg	0	0	0	0	0	22	314	153	0	489	97	141	13	0	251	28	354	148	0	530	1270
Exiting Leg	311					451					181					327					1270
<b>Total</b>	311					940					432					857					2540

PDI File #: 186556 AA  
 Location: N: Warren Street S: Cardinal Medeiros Aveune  
 Location: E: Cambridge Stret W: Cambridge Street  
 City, State: Cambridge, MA  
 Client: VHB/ S. Mandzo-Predzic  
 Site Code: TBA  
 Count Date: Thursday, November 15, 2018  
 Start Time: 4:30 PM  
 End Time: 6:30 PM  
 Class:



46 Morton Street, Framingham, MA 01702  
 Office: 508-875-0100 Fax: 508-875-0118  
 Email: datarequests@pdilic.com

**Heavy Vehicles-Combined (Buses, Single-Unit Trucks, Articulated Trucks)**

	Warren Street					Cambridge Stret					Cardinal Medeiros Aveune					Cambridge Street					Total
	from North					from East					from South					from West					
	Right	Thru	Left	U-Turn	Total	Right	Thru	Left	U-Turn	Total	Right	Thru	Left	U-Turn	Total	Right	Thru	Left	U-Turn	Total	
4:30 PM	0	0	0	0	0	0	1	2	0	3	0	1	0	0	1	0	5	2	0	7	11
4:45 PM	0	0	0	0	0	0	2	1	0	3	0	0	0	0	0	1	4	0	0	5	8
<b>Total</b>	0	0	0	0	0	0	3	3	0	6	0	1	0	0	1	1	9	2	0	12	19
5:00 PM	0	0	0	0	0	0	3	0	0	3	3	0	0	0	3	0	2	2	0	4	10
5:15 PM	0	0	0	0	0	0	2	0	0	2	1	0	1	0	2	0	0	0	0	0	4
5:30 PM	0	0	0	0	0	0	2	0	0	2	1	0	0	0	1	0	4	1	0	5	8
5:45 PM	0	0	0	0	0	0	0	0	0	0	2	0	0	0	2	0	3	0	0	3	5
<b>Total</b>	0	0	0	0	0	0	7	0	0	7	7	0	1	0	8	0	9	3	0	12	27
6:00 PM	0	0	0	0	0	0	4	0	0	4	0	1	1	0	2	0	2	0	0	2	8
6:15 PM	0	0	0	0	0	0	5	0	0	5	1	1	0	0	2	1	1	1	0	3	10
<b>Total</b>	0	0	0	0	0	0	9	0	0	9	1	2	1	0	4	1	3	1	0	5	18
<b>Grand Total</b>	0	0	0	0	0	0	19	3	0	22	8	3	2	0	13	2	21	6	0	29	64
Approach %	0.0	0.0	0.0	0.0		0.0	86.4	13.6	0.0		61.5	23.1	15.4	0.0		6.9	72.4	20.7	0.0		
Total %	0.0	0.0	0.0	0.0	0.0	0.0	29.7	4.7	0.0	34.4	12.5	4.7	3.1	0.0	20.3	3.1	32.8	9.4	0.0	45.3	
Exiting Leg Total	9					29					5					21					64
Buses	0	0	0	0	0	0	8	1	0	9	5	1	0	0	6	0	11	1	0	12	27
% Buses	0.0	0.0	0.0	0.0	0.0	0.0	42.1	33.3	0.0	40.9	62.5	33.3	0.0	0.0	46.2	0.0	52.4	16.7	0.0	41.4	42.2
Exiting Leg Total	2					16					1					8					27
Single-Unit Trucks	0	0	0	0	0	0	10	2	0	12	3	2	2	0	7	2	9	5	0	16	35
% Single-Unit	0.0	0.0	0.0	0.0	0.0	0.0	52.6	66.7	0.0	54.5	37.5	66.7	100.0	0.0	53.8	100.0	42.9	83.3	0.0	55.2	54.7
Exiting Leg Total	7					12					4					12					35
Articulated Trucks	0	0	0	0	0	0	1	0	0	1	0	0	0	0	0	0	1	0	0	1	2
% Articulated	0.0	0.0	0.0	0.0	0.0	0.0	5.3	0.0	0.0	4.5	0.0	0.0	0.0	0.0	0.0	0.0	4.8	0.0	0.0	3.4	3.1
Exiting Leg Total	0					1					0					1					2

Peak Hour Analysis from 04:30 PM to 06:30 PM begins at:

	Warren Street					Cambridge Stret					Cardinal Medeiros Aveune					Cambridge Street					Total
	from North					from East					from South					from West					
	Right	Thru	Left	U-Turn	Total	Right	Thru	Left	U-Turn	Total	Right	Thru	Left	U-Turn	Total	Right	Thru	Left	U-Turn	Total	
4:30 PM	0	0	0	0	0	0	1	2	0	3	0	1	0	0	1	0	5	2	0	7	11
4:45 PM	0	0	0	0	0	0	2	1	0	3	0	0	0	0	0	1	4	0	0	5	8
5:00 PM	0	0	0	0	0	0	3	0	0	3	3	0	0	0	3	0	2	2	0	4	10
5:15 PM	0	0	0	0	0	0	2	0	0	2	1	0	1	0	2	0	0	0	0	0	4
<b>Total Volume</b>	0	0	0	0	0	0	8	3	0	11	4	1	1	0	6	1	11	4	0	16	33
% Approach Total	0.0	0.0	0.0	0.0		0.0	72.7	27.3	0.0		66.7	16.7	16.7	0.0		6.3	68.8	25.0	0.0		
PHF	0.000	0.000	0.000	0.000	0.000	0.000	0.667	0.375	0.000	0.917	0.333	0.250	0.250	0.000	0.500	0.250	0.550	0.500	0.000	0.571	0.750
Buses	0	0	0	0	0	0	4	1	0	5	2	0	0	0	2	0	5	1	0	6	13
Buses %	0.0	0.0	0.0	0.0	0.0	0.0	50.0	33.3	0.0	45.5	50.0	0.0	0.0	0.0	33.3	0.0	45.5	25.0	0.0	37.5	39.4
Single-Unit Trucks	0	0	0	0	0	0	4	2	0	6	2	1	1	0	4	1	6	3	0	10	20
Single-Unit %	0.0	0.0	0.0	0.0	0.0	0.0	50.0	66.7	0.0	54.5	50.0	100.0	100.0	0.0	66.7	100.0	54.5	75.0	0.0	62.5	60.6
Articulated Trucks	0	0	0	0	0	0	0	0	0	0	0	0	0	0	0	0	0	0	0	0	0
Articulated %	0.0	0.0	0.0	0.0	0.0	0.0	0.0	0.0	0.0	0.0	0.0	0.0	0.0	0.0	0.0	0.0	0.0	0.0	0.0	0.0	0.0
Buses	0	0	0	0	0	0	4	1	0	5	2	0	0	0	2	0	5	1	0	6	13
Single-Unit Trucks	0	0	0	0	0	0	4	2	0	6	2	1	1	0	4	1	6	3	0	10	20
Articulated Trucks	0	0	0	0	0	0	0	0	0	0	0	0	0	0	0	0	0	0	0	0	0
<b>Total Entering Leg</b>	0	0	0	0	0	0	8	3	0	11	4	1	1	0	6	1	11	4	0	16	33
Buses	1					7					1					4					13
Single-Unit Trucks	4					8					3					5					20
Articulated Trucks	0					0					0					0					0
<b>Total Exiting Leg</b>	5					15					4					9					33



PDI File #: **186556 AA**  
 Location: **N: Warren Street S: Cardinal Medeiros Aveune**  
 Location: **E: Cambridge Stret W: Cambridge Street**  
 City, State: **Cambridge, MA**  
 Client: **VHB/ S. Mandzo-Predzic**  
 Site Code: **TBA**  
 Count Date: **Thursday, November 15, 2018**  
 Start Time: **4:30 PM**  
 End Time: **6:30 PM**  
 Class:



46 Morton Street, Framingham, MA 01702  
 Office: 508-875-0100 Fax: 508-875-0118  
 Email: datarequests@pdilic.com

**Cars**

	Warren Street					Cambridge Stret					Cardinal Medeiros Aveune					Cambridge Street					Total
	from North					from East					from South					from West					
	Right	Thru	Left	U-Turn	Total	Right	Thru	Left	U-Turn	Total	Right	Thru	Left	U-Turn	Total	Right	Thru	Left	U-Turn	Total	
4:30 PM	0	0	0	0	0	9	75	32	0	116	13	54	4	0	71	10	69	43	0	122	309
4:45 PM	0	0	0	0	0	4	75	24	0	103	25	30	5	0	60	12	91	19	0	122	285
<b>Total</b>	0	0	0	0	0	13	150	56	0	219	38	84	9	0	131	22	160	62	0	244	594
5:00 PM	0	0	0	0	0	7	84	33	0	124	22	23	2	0	47	8	69	32	0	109	280
5:15 PM	0	0	0	0	0	6	69	21	0	96	24	24	0	0	48	8	99	24	0	131	275
5:30 PM	0	0	0	0	0	4	83	32	0	119	28	34	4	0	66	6	83	46	0	135	320
5:45 PM	0	0	0	0	0	1	64	46	0	111	23	23	1	0	47	11	90	18	0	119	277
<b>Total</b>	0	0	0	0	0	18	300	132	0	450	97	104	7	0	208	33	341	120	0	494	1152
6:00 PM	0	0	0	0	0	4	81	44	0	129	21	41	4	0	66	6	85	44	0	135	330
6:15 PM	0	0	0	0	0	9	74	30	0	113	24	41	3	0	68	2	78	33	0	113	294
<b>Total</b>	0	0	0	0	0	13	155	74	0	242	45	82	7	0	134	8	163	77	0	248	624
Grand Total	0	0	0	0	0	44	605	262	0	911	180	270	23	0	473	63	664	259	0	986	2370
Approach %	0.0	0.0	0.0	0.0		4.8	66.4	28.8	0.0		38.1	57.1	4.9	0.0		6.4	67.3	26.3	0.0		
Total %	0.0	0.0	0.0	0.0	0.0	1.9	25.5	11.1	0.0	38.4	7.6	11.4	1.0	0.0	20.0	2.7	28.0	10.9	0.0	41.6	
Exiting Leg Total	573					844					325					628					2370

Peak Hour Analysis from 04:30 PM to 06:30 PM begins at:

	Warren Street					Cambridge Stret					Cardinal Medeiros Aveune					Cambridge Street					Total
	from North					from East					from South					from West					
	Right	Thru	Left	U-Turn	Total	Right	Thru	Left	U-Turn	Total	Right	Thru	Left	U-Turn	Total	Right	Thru	Left	U-Turn	Total	
5:30 PM	0	0	0	0	0	4	83	32	0	119	28	34	4	0	66	6	83	46	0	135	320
5:45 PM	0	0	0	0	0	1	64	46	0	111	23	23	1	0	47	11	90	18	0	119	277
6:00 PM	0	0	0	0	0	4	81	44	0	129	21	41	4	0	66	6	85	44	0	135	330
6:15 PM	0	0	0	0	0	9	74	30	0	113	24	41	3	0	68	2	78	33	0	113	294
Total Volume	0	0	0	0	0	18	302	152	0	472	96	139	12	0	247	25	336	141	0	502	1221
% Approach Total	0.0	0.0	0.0	0.0		3.8	64.0	32.2	0.0		38.9	56.3	4.9	0.0		5.0	66.9	28.1	0.0		
PHF	0.000	0.000	0.000	0.000	0.000	0.500	0.910	0.826	0.000	0.915	0.857	0.848	0.750	0.000	0.908	0.568	0.933	0.766	0.000	0.930	0.925
Entering Leg	0	0	0	0	0	18	302	152	0	472	96	139	12	0	247	25	336	141	0	502	1221
Exiting Leg	298					432					177					314					1221
<b>Total</b>	298					904					424					816					2442

PDI File #: **186556 AA**  
 Location: **N: Warren Street S: Cardinal Medeiros Aveune**  
 Location: **E: Cambridge Stret W: Cambridge Street**  
 City, State: **Cambridge, MA**  
 Client: **VHB/ S. Mandzo-Predzic**  
 Site Code: **TBA**  
 Count Date: **Thursday, November 15, 2018**  
 Start Time: **4:30 PM**  
 End Time: **6:30 PM**  
 Class: **Light Goods Vehicle**



46 Morton Street, Framingham, MA 01702  
 Office: 508-875-0100 Fax: 508-875-0118  
 Email: datarequests@pdilic.com

**Light Goods Vehicle**

	Warren Street					Cambridge Stret					Cardinal Medeiros Aveune					Cambridge Street					Total
	from North					from East					from South					from West					
	Right	Thru	Left	U-Turn	Total	Right	Thru	Left	U-Turn	Total	Right	Thru	Left	U-Turn	Total	Right	Thru	Left	U-Turn	Total	
4:30 PM	0	0	0	0	0	0	5	2	0	7	1	3	0	0	4	0	5	4	0	9	20
4:45 PM	0	0	0	0	0	4	5	0	0	9	1	1	1	0	3	0	7	1	0	8	20
<b>Total</b>	<b>0</b>	<b>0</b>	<b>0</b>	<b>0</b>	<b>0</b>	<b>4</b>	<b>10</b>	<b>2</b>	<b>0</b>	<b>16</b>	<b>2</b>	<b>4</b>	<b>1</b>	<b>0</b>	<b>7</b>	<b>0</b>	<b>12</b>	<b>5</b>	<b>0</b>	<b>17</b>	<b>40</b>
5:00 PM	0	0	0	0	0	0	11	1	0	12	1	2	0	0	3	1	6	0	0	7	22
5:15 PM	0	0	0	0	0	0	4	0	0	4	3	3	0	0	6	0	8	1	0	9	19
5:30 PM	0	0	0	0	0	3	3	0	0	6	1	0	0	0	1	1	6	3	0	10	17
5:45 PM	0	0	0	0	0	0	5	1	0	6	0	1	0	0	1	1	8	1	0	10	17
<b>Total</b>	<b>0</b>	<b>0</b>	<b>0</b>	<b>0</b>	<b>0</b>	<b>3</b>	<b>23</b>	<b>2</b>	<b>0</b>	<b>28</b>	<b>5</b>	<b>6</b>	<b>0</b>	<b>0</b>	<b>11</b>	<b>3</b>	<b>28</b>	<b>5</b>	<b>0</b>	<b>36</b>	<b>75</b>
6:00 PM	0	0	0	0	0	1	2	0	0	3	0	1	0	0	1	1	3	2	0	6	10
6:15 PM	0	0	0	0	0	0	2	0	0	2	0	0	0	0	0	0	0	1	0	1	3
<b>Total</b>	<b>0</b>	<b>0</b>	<b>0</b>	<b>0</b>	<b>0</b>	<b>1</b>	<b>4</b>	<b>0</b>	<b>0</b>	<b>5</b>	<b>0</b>	<b>1</b>	<b>0</b>	<b>0</b>	<b>1</b>	<b>1</b>	<b>3</b>	<b>3</b>	<b>0</b>	<b>7</b>	<b>13</b>
Grand Total	0	0	0	0	0	8	37	4	0	49	7	11	1	0	19	4	43	13	0	60	128
Approach %	0.0	0.0	0.0	0.0		16.3	75.5	8.2	0.0		36.8	57.9	5.3	0.0		6.7	71.7	21.7	0.0		
Total %	0.0	0.0	0.0	0.0	0.0	6.3	28.9	3.1	0.0	38.3	5.5	8.6	0.8	0.0	14.8	3.1	33.6	10.2	0.0	46.9	
Exiting Leg Total	32					50					8					38					128

Peak Hour Analysis from 04:30 PM to 06:30 PM begins at:

	Warren Street					Cambridge Stret					Cardinal Medeiros Aveune					Cambridge Street					Total
	from North					from East					from South					from West					
	Right	Thru	Left	U-Turn	Total	Right	Thru	Left	U-Turn	Total	Right	Thru	Left	U-Turn	Total	Right	Thru	Left	U-Turn	Total	
4:30 PM	0	0	0	0	0	0	5	2	0	7	1	3	0	0	4	0	5	4	0	9	20
4:45 PM	0	0	0	0	0	4	5	0	0	9	1	1	1	0	3	0	7	1	0	8	20
5:00 PM	0	0	0	0	0	0	11	1	0	12	1	2	0	0	3	1	6	0	0	7	22
5:15 PM	0	0	0	0	0	0	4	0	0	4	3	3	0	0	6	0	8	1	0	9	19
Total Volume	0	0	0	0	0	4	25	3	0	32	6	9	1	0	16	1	26	6	0	33	81
% Approach Total	0.0	0.0	0.0	0.0		12.5	78.1	9.4	0.0		37.5	56.3	6.3	0.0		3.0	78.8	18.2	0.0		
PHF	0.000	0.000	0.000	0.000	0.000	0.250	0.568	0.375	0.000	0.667	0.500	0.750	0.250	0.000	0.667	0.250	0.813	0.375	0.000	0.917	0.920
Entering Leg	0	0	0	0	0	4	25	3	0	32	6	9	1	0	16	1	26	6	0	33	81
Exiting Leg	19					32					4					26					81
Total	19					64					20					59					162

PDI File #: **186556 AA**  
 Location: **N: Warren Street S: Cardinal Medeiros Aveune**  
 Location: **E: Cambridge Stret W: Cambridge Street**  
 City, State: **Cambridge, MA**  
 Client: **VHB/ S. Mandzo-Predzic**  
 Site Code: **TBA**  
 Count Date: **Thursday, November 15, 2018**  
 Start Time: **4:30 PM**  
 End Time: **6:30 PM**  
 Class:



46 Morton Street, Framingham, MA 01702  
 Office: 508-875-0100 Fax: 508-875-0118  
 Email: datarequests@pdilic.com

**Buses**

	Warren Street					Cambridge Stret					Cardinal Medeiros Aveune					Cambridge Street					Total					
	from North					from East					from South					from West										
	Right	Thru	Left	U-Turn	Total	Right	Thru	Left	U-Turn	Total	Right	Thru	Left	U-Turn	Total	Right	Thru	Left	U-Turn	Total						
4:30 PM	0	0	0	0	0	0	1	1	0	2	0	0	0	0	0	0	3	0	0	3	5					
4:45 PM	0	0	0	0	0	0	1	0	0	1	0	0	0	0	0	0	1	0	0	1	2					
Total	0	0	0	0	0	0	2	1	0	3	0	0	0	0	0	0	4	0	0	4	7					
5:00 PM	0	0	0	0	0	0	1	0	0	1	1	0	0	0	1	0	1	1	0	2	4					
5:15 PM	0	0	0	0	0	0	1	0	0	1	1	0	0	0	1	0	0	0	0	0	2					
5:30 PM	0	0	0	0	0	0	0	0	0	0	1	0	0	0	1	0	4	0	0	4	5					
5:45 PM	0	0	0	0	0	0	0	0	0	0	1	0	0	0	1	0	1	0	0	1	2					
Total	0	0	0	0	0	0	2	0	0	2	4	0	0	0	4	0	6	1	0	7	13					
6:00 PM	0	0	0	0	0	0	3	0	0	3	0	1	0	0	1	0	1	0	0	1	5					
6:15 PM	0	0	0	0	0	0	1	0	0	1	1	0	0	0	1	0	0	0	0	0	2					
Total	0	0	0	0	0	0	4	0	0	4	1	1	0	0	2	0	1	0	0	1	7					
Grand Total	0	0	0	0	0	0	8	1	0	9	5	1	0	0	6	0	11	1	0	12	27					
Approach %	0.0	0.0	0.0	0.0		0.0	88.9	11.1	0.0		83.3	16.7	0.0	0.0		0.0	91.7	8.3	0.0							
Total %	0.0	0.0	0.0	0.0	0.0	0.0	29.6	3.7	0.0	33.3	18.5	3.7	0.0	0.0	22.2	0.0	40.7	3.7	0.0	44.4						
Exiting Leg Total						2					16					1					8					27

Peak Hour Analysis from 04:30 PM to 06:30 PM begins at:

	Warren Street					Cambridge Stret					Cardinal Medeiros Aveune					Cambridge Street					Total					
	from North					from East					from South					from West										
	Right	Thru	Left	U-Turn	Total	Right	Thru	Left	U-Turn	Total	Right	Thru	Left	U-Turn	Total	Right	Thru	Left	U-Turn	Total						
5:15 PM	0	0	0	0	0	0	1	0	0	1	1	0	0	0	1	0	0	0	0	0	2					
5:30 PM	0	0	0	0	0	0	0	0	0	0	1	0	0	0	1	0	4	0	0	4	5					
5:45 PM	0	0	0	0	0	0	0	0	0	0	1	0	0	0	1	0	1	0	0	1	2					
6:00 PM	0	0	0	0	0	0	3	0	0	3	0	1	0	0	1	0	1	0	0	1	5					
Total Volume	0	0	0	0	0	0	4	0	0	4	3	1	0	0	4	0	6	0	0	6	14					
% Approach Total	0.0	0.0	0.0	0.0		0.0	100.0	0.0	0.0		75.0	25.0	0.0	0.0		0.0	100.0	0.0	0.0							
PHF	0.000	0.000	0.000	0.000	0.000	0.000	0.333	0.000	0.000	0.333	0.750	0.250	0.000	0.000	1.000	0.000	0.375	0.000	0.000	0.375	0.700					
Entering Leg	0	0	0	0	0	0	4	0	0	4	3	1	0	0	4	0	6	0	0	6	14					
Exiting Leg						1					9					0					4					
Total						1					13					4					10					28

PDI File #: **186556 AA**  
 Location: **N: Warren Street S: Cardinal Medeiros Aveune**  
 Location: **E: Cambridge Stret W: Cambridge Street**  
 City, State: **Cambridge, MA**  
 Client: **VHB/ S. Mandzo-Predzic**  
 Site Code: **TBA**  
 Count Date: **Thursday, November 15, 2018**  
 Start Time: **4:30 PM**  
 End Time: **6:30 PM**  
 Class:



46 Morton Street, Framingham, MA 01702  
 Office: 508-875-0100 Fax: 508-875-0118  
 Email: datarequests@pdilic.com

**Single-Unit Trucks**

	Warren Street					Cambridge Stret					Cardinal Medeiros Aveune					Cambridge Street					Total					
	from North					from East					from South					from West										
	Right	Thru	Left	U-Turn	Total	Right	Thru	Left	U-Turn	Total	Right	Thru	Left	U-Turn	Total	Right	Thru	Left	U-Turn	Total						
4:30 PM	0	0	0	0	0	0	0	1	0	1	0	1	0	0	1	0	2	2	0	4	6					
4:45 PM	0	0	0	0	0	0	1	1	0	2	0	0	0	0	0	1	3	0	0	4	6					
Total	0	0	0	0	0	0	1	2	0	3	0	1	0	0	1	1	5	2	0	8	12					
5:00 PM	0	0	0	0	0	0	2	0	0	2	2	0	0	0	2	0	1	1	0	2	6					
5:15 PM	0	0	0	0	0	0	1	0	0	1	0	0	1	0	1	0	0	0	0	0	2					
5:30 PM	0	0	0	0	0	0	2	0	0	2	0	0	0	0	0	0	0	1	0	1	3					
5:45 PM	0	0	0	0	0	0	0	0	0	0	1	0	0	0	1	0	2	0	0	2	3					
Total	0	0	0	0	0	0	5	0	0	5	3	0	1	0	4	0	3	2	0	5	14					
6:00 PM	0	0	0	0	0	0	1	0	0	1	0	0	1	0	1	0	0	0	0	0	2					
6:15 PM	0	0	0	0	0	0	3	0	0	3	0	1	0	0	1	1	1	1	0	3	7					
Total	0	0	0	0	0	0	4	0	0	4	0	1	1	0	2	1	1	1	0	3	9					
Grand Total	0	0	0	0	0	0	10	2	0	12	3	2	2	0	7	2	9	5	0	16	35					
Approach %	0.0	0.0	0.0	0.0		0.0	83.3	16.7	0.0		42.9	28.6	28.6	0.0		12.5	56.3	31.3	0.0							
Total %	0.0	0.0	0.0	0.0	0.0	0.0	28.6	5.7	0.0	34.3	8.6	5.7	5.7	0.0	20.0	5.7	25.7	14.3	0.0	45.7						
Exiting Leg Total						7					12					4					12					35

Peak Hour Analysis from 04:30 PM to 06:30 PM begins at:

	Warren Street					Cambridge Stret					Cardinal Medeiros Aveune					Cambridge Street					Total					
	from North					from East					from South					from West										
	Right	Thru	Left	U-Turn	Total	Right	Thru	Left	U-Turn	Total	Right	Thru	Left	U-Turn	Total	Right	Thru	Left	U-Turn	Total						
4:30 PM	0	0	0	0	0	0	0	1	0	1	0	1	0	0	1	0	2	2	0	4	6					
4:45 PM	0	0	0	0	0	0	1	1	0	2	0	0	0	0	0	1	3	0	0	4	6					
5:00 PM	0	0	0	0	0	0	2	0	0	2	2	0	0	0	2	0	1	1	0	2	6					
5:15 PM	0	0	0	0	0	0	1	0	0	1	0	0	1	0	1	0	0	0	0	0	2					
Total Volume	0	0	0	0	0	0	4	2	0	6	2	1	1	0	4	1	6	3	0	10	20					
% Approach Total	0.0	0.0	0.0	0.0		0.0	66.7	33.3	0.0		50.0	25.0	25.0	0.0		10.0	60.0	30.0	0.0							
PHF	0.000	0.000	0.000	0.000	0.000	0.000	0.500	0.500	0.000	0.750	0.250	0.250	0.250	0.000	0.500	0.250	0.500	0.375	0.000	0.625	0.833					
Entering Leg	0	0	0	0	0	0	4	2	0	6	2	1	1	0	4	1	6	3	0	10	20					
Exiting Leg						4					8					3					5					20
Total						4					14					7					15					40

PDI File #: **186556 AA**  
 Location: **N: Warren Street S: Cardinal Medeiros Aveune**  
 Location: **E: Cambridge Stret W: Cambridge Street**  
 City, State: **Cambridge, MA**  
 Client: **VHB/ S. Mandzo-Predzic**  
 Site Code: **TBA**  
 Count Date: **Thursday, November 15, 2018**  
 Start Time: **4:30 PM**  
 End Time: **6:30 PM**  
 Class:



46 Morton Street, Framingham, MA 01702  
 Office: 508-875-0100 Fax: 508-875-0118  
 Email: datarequests@pdilic.com

**Articulated Trucks**

	Warren Street					Cambridge Stret					Cardinal Medeiros Aveune					Cambridge Street					Total
	from North					from East					from South					from West					
	Right	Thru	Left	U-Turn	Total	Right	Thru	Left	U-Turn	Total	Right	Thru	Left	U-Turn	Total	Right	Thru	Left	U-Turn	Total	
4:30 PM	0	0	0	0	0	0	0	0	0	0	0	0	0	0	0	0	0	0	0	0	0
4:45 PM	0	0	0	0	0	0	0	0	0	0	0	0	0	0	0	0	0	0	0	0	0
Total	0	0	0	0	0	0	0	0	0	0	0	0	0	0	0	0	0	0	0	0	0
5:00 PM	0	0	0	0	0	0	0	0	0	0	0	0	0	0	0	0	0	0	0	0	0
5:15 PM	0	0	0	0	0	0	0	0	0	0	0	0	0	0	0	0	0	0	0	0	0
5:30 PM	0	0	0	0	0	0	0	0	0	0	0	0	0	0	0	0	0	0	0	0	0
5:45 PM	0	0	0	0	0	0	0	0	0	0	0	0	0	0	0	0	0	0	0	0	0
Total	0	0	0	0	0	0	0	0	0	0	0	0	0	0	0	0	0	0	0	0	0
6:00 PM	0	0	0	0	0	0	0	0	0	0	0	0	0	0	0	0	1	0	0	1	1
6:15 PM	0	0	0	0	0	0	1	0	0	1	0	0	0	0	0	0	0	0	0	0	1
Total	0	0	0	0	0	0	1	0	0	1	0	0	0	0	0	0	1	0	0	1	2
Grand Total	0	0	0	0	0	0	1	0	0	1	0	0	0	0	0	0	1	0	0	1	2
Approach %	0.0	0.0	0.0	0.0		0.0	100.0	0.0	0.0		0.0	0.0	0.0	0.0		0.0	100.0	0.0	0.0		
Total %	0.0	0.0	0.0	0.0	0.0	0.0	50.0	0.0	0.0	50.0	0.0	0.0	0.0	0.0	0.0	0.0	50.0	0.0	0.0	50.0	
Exiting Leg Total	0					1					0					1					2

Peak Hour Analysis from 04:30 PM to 06:30 PM begins at:

	Warren Street					Cambridge Stret					Cardinal Medeiros Aveune					Cambridge Street					Total
	from North					from East					from South					from West					
	Right	Thru	Left	U-Turn	Total	Right	Thru	Left	U-Turn	Total	Right	Thru	Left	U-Turn	Total	Right	Thru	Left	U-Turn	Total	
5:30 PM	0	0	0	0	0	0	0	0	0	0	0	0	0	0	0	0	0	0	0	0	0
5:30 PM	0	0	0	0	0	0	0	0	0	0	0	0	0	0	0	0	0	0	0	0	0
5:45 PM	0	0	0	0	0	0	0	0	0	0	0	0	0	0	0	0	0	0	0	0	0
6:00 PM	0	0	0	0	0	0	0	0	0	0	0	0	0	0	0	0	1	0	0	1	1
6:15 PM	0	0	0	0	0	0	1	0	0	1	0	0	0	0	0	0	0	0	0	0	1
Total Volume	0	0	0	0	0	0	1	0	0	1	0	0	0	0	0	0	1	0	0	1	2
% Approach Total	0.0	0.0	0.0	0.0		0.0	100.0	0.0	0.0		0.0	0.0	0.0	0.0		0.0	100.0	0.0	0.0		
PHF	0.000	0.000	0.000	0.000	0.000	0.000	0.250	0.000	0.000	0.250	0.000	0.000	0.000	0.000	0.000	0.000	0.250	0.000	0.000	0.250	0.500
Entering Leg	0	0	0	0	0	0	1	0	0	1	0	0	0	0	0	0	1	0	0	1	2
Exiting Leg	0					1					0					1					2
Total	0					2					0					2					4

PDI File #: 186556 AA  
 Location: N: Warren Street S: Cardinal Medeiros Aveune  
 Location: E: Cambridge Stret W: Cambridge Street  
 City, State: Cambridge, MA  
 Client: VHB/ S. Mandzo-Prelidzic  
 Site Code: TBA  
 Count Date: Thursday, November 15, 2018  
 Start Time: 4:30 PM  
 End Time: 6:30 PM  
 Class:



46 Morton Street, Framingham, MA 01702  
 Office: 508-875-0100 Fax: 508-875-0118  
 Email: datarequests@pdilic.com

**Bicycles (on Roadway and Crosswalks)**

	Warren Street								Cambridge Stret								Cardinal Medeiros Aveune								Cambridge Street								Total
	from North								from East								from South								from West								
	Right	Thru	Left	U-Turn	CW-EB	CW-WB	Total		Right	Thru	Left	U-Turn	CW-SB	CW-NB	Total		Right	Thru	Left	U-Turn	CW-WB	CW-EB	Total		Right	Thru	Left	U-Turn	CW-NB	CW-SB	Total		
4:30 PM	0	0	0	0	0	0	0	0	0	10	0	0	0	0	0	10	0	0	0	0	0	0	0	0	0	2	0	0	0	0	2	12	
4:45 PM	0	0	0	0	0	0	0	0	0	10	0	0	0	0	0	10	0	4	0	0	0	0	1	5	0	1	0	0	0	0	1	16	
<b>Total</b>	0	0	0	0	0	0	0	0	0	20	0	0	0	0	0	20	0	4	0	0	0	0	1	5	0	3	0	0	0	0	3	28	
5:00 PM	0	0	0	0	0	0	0	0	1	11	1	0	0	0	13	0	2	0	0	0	0	0	2	0	3	0	0	0	0	0	3	18	
5:15 PM	0	0	0	0	0	0	0	0	1	13	0	0	0	0	14	1	5	0	0	0	0	1	7	0	6	0	0	0	0	0	6	27	
5:30 PM	0	1	0	0	0	0	1	2	15	1	0	0	0	18	2	2	0	0	0	0	0	4	0	4	1	0	0	0	0	5	28		
5:45 PM	0	0	0	0	0	0	0	0	0	16	1	0	0	0	17	0	3	0	0	0	0	0	3	0	2	0	0	0	0	2	22		
<b>Total</b>	0	1	0	0	0	0	1	4	55	3	0	0	0	62	3	12	0	0	0	0	1	16	0	15	1	0	0	0	0	16	95		
6:00 PM	0	0	0	0	0	0	0	0	0	9	0	0	0	0	9	1	3	0	0	0	0	2	6	0	2	0	0	0	0	2	17		
6:15 PM	0	0	0	0	0	0	0	3	9	1	0	0	0	13	0	2	0	0	0	1	0	3	0	2	0	0	0	0	0	2	18		
<b>Total</b>	0	0	0	0	0	0	0	3	18	1	0	0	0	22	1	5	0	0	0	1	2	9	0	4	0	0	0	0	0	4	35		
<b>Grand Total</b>	0	1	0	0	0	0	1	7	93	4	0	0	0	104	4	21	0	0	1	4	30	0	22	1	0	0	0	0	23	158			
Approach %	0.0	100.0	0.0	0.0	0.0	0.0		6.7	89.4	3.8	0.0	0.0	0.0		13.3	70.0	0.0	0.0	3.3	13.3		0.0	95.7	4.3	0.0	0.0	0.0						
Total %	0.0	0.6	0.0	0.0	0.0	0.0	0.6	4.4	58.9	2.5	0.0	0.0	0.0	65.8	2.5	13.3	0.0	0.0	0.6	2.5	19.0	0.0	13.9	0.6	0.0	0.0	0.0	14.6					
Exiting Leg Total	29							26							10							93							158				

Peak Hour Analysis from 04:30 PM to 06:30 PM begins at:

	Warren Street								Cambridge Stret								Cardinal Medeiros Aveune								Cambridge Street								Total
	from North								from East								from South								from West								
	Right	Thru	Left	U-Turn	CW-EB	CW-WB	Total		Right	Thru	Left	U-Turn	CW-SB	CW-NB	Total		Right	Thru	Left	U-Turn	CW-WB	CW-EB	Total		Right	Thru	Left	U-Turn	CW-NB	CW-SB	Total		
5:00 PM	0	0	0	0	0	0	0	1	11	1	0	0	0	13	0	2	0	0	0	0	0	2	0	3	0	0	0	0	3	18			
5:15 PM	0	0	0	0	0	0	0	1	13	0	0	0	0	14	1	5	0	0	0	0	1	7	0	6	0	0	0	0	6	27			
5:30 PM	0	1	0	0	0	0	1	2	15	1	0	0	0	18	2	2	0	0	0	0	4	0	4	1	0	0	0	5	28				
5:45 PM	0	0	0	0	0	0	0	0	16	1	0	0	0	17	0	3	0	0	0	0	3	0	2	0	0	0	0	2	22				
<b>Total Volume</b>	0	1	0	0	0	0	1	4	55	3	0	0	0	62	3	12	0	0	0	1	16	0	15	1	0	0	0	16	95				
% Approach Total	0.0	100.0	0.0	0.0	0.0	0.0		6.5	88.7	4.8	0.0	0.0	0.0		18.8	75.0	0.0	0.0	0.0	6.3		0.0	93.8	6.3	0.0	0.0	0.0						
PHF	0.000	0.250	0.000	0.000	0.000	0.000	0.250	0.500	0.859	0.750	0.000	0.000	0.000	0.861	0.375	0.600	0.000	0.000	0.000	0.250	0.571	0.000	0.625	0.250	0.000	0.000	0.000	0.667	0.848				
Entering Leg	0	1	0	0	0	0	1	4	55	3	0	0	0	62	3	12	0	0	0	1	16	0	15	1	0	0	0	16	95				
Exiting Leg	17							18							5							55							95				
<b>Total</b>	18							80							21							71							190				

PDI File #: **186556 AA**  
 Location: **N: Warren Street S: Cardinal Medeiros Aveune**  
 Location: **E: Cambridge Stret W: Cambridge Street**  
 City, State: **Cambridge, MA**  
 Client: **VHB/ S. Mandzo-Predzic**  
 Site Code: **TBA**  
 Count Date: **Thursday, November 15, 2018**  
 Start Time: **4:30 PM**  
 End Time: **6:30 PM**  
 Class:



46 Morton Street, Framingham, MA 01702  
 Office: 508-875-0100 Fax: 508-875-0118  
 Email: datarequests@pdilic.com

**Pedestrians**

	Warren Street							Cambridge Stret							Cardinal Medeiros Aveune							Cambridge Street							Total
	from North							from East							from South							from West							
	Right	Thru	Left	U-Turn	CW-EB	CW-WB	Total	Right	Thru	Left	U-Turn	CW-SB	CW-NB	Total	Right	Thru	Left	U-Turn	CW-WB	CW-EB	Total	Right	Thru	Left	U-Turn	CW-NB	CW-SB	Total	
4:30 PM	0	0	0	0	10	11	21	0	0	0	0	2	3	5	0	0	0	0	24	3	27	0	0	0	0	4	2	6	59
4:45 PM	0	0	0	0	12	10	22	0	0	0	0	1	2	3	0	0	0	0	20	6	26	0	0	0	0	8	1	9	60
Total	0	0	0	0	22	21	43	0	0	0	0	3	5	8	0	0	0	0	44	9	53	0	0	0	0	12	3	15	119
5:00 PM	0	0	0	0	16	12	28	0	0	0	0	1	0	1	0	0	0	0	14	2	16	0	0	0	0	4	4	8	53
5:15 PM	0	0	0	0	23	18	41	0	0	0	0	1	2	3	0	0	0	0	9	4	13	0	0	0	0	8	3	11	68
5:30 PM	0	0	0	0	13	17	30	0	0	0	0	1	3	4	0	0	0	0	8	10	18	0	0	0	0	9	8	17	69
5:45 PM	0	0	0	0	14	15	29	0	0	0	0	3	3	6	0	0	0	0	19	5	24	0	0	0	0	6	3	9	68
Total	0	0	0	0	66	62	128	0	0	0	0	6	8	14	0	0	0	0	50	21	71	0	0	0	0	27	18	45	258
6:00 PM	0	0	0	0	9	14	23	0	0	0	0	2	1	3	0	0	0	0	11	0	11	0	0	0	0	3	7	10	47
6:15 PM	0	0	0	0	16	15	31	0	0	0	0	2	0	2	0	0	0	0	12	3	15	0	0	0	0	5	4	9	57
Total	0	0	0	0	25	29	54	0	0	0	0	4	1	5	0	0	0	0	23	3	26	0	0	0	0	8	11	19	104
Grand Total	0	0	0	0	113	112	225	0	0	0	0	13	14	27	0	0	0	0	117	33	150	0	0	0	0	47	32	79	481
Approach %	0	0	0	0	50.2	49.8		0	0	0	0	48.1	51.9		0	0	0	0	78	22		0	0	0	0	59.5	40.5		
Total %	0	0	0	0	23.5	23.3	46.8	0	0	0	0	2.7	2.91	5.61	0	0	0	0	24.3	6.86	31.2	0	0	0	0	9.77	6.65	16.4	
Exiting Leg Total	225							27							150							79	481						

Peak Hour Analysis from 04:30 PM to 06:30 PM begins at:

	Warren Street							Cambridge Stret							Cardinal Medeiros Aveune							Cambridge Street							Total
	from North							from East							from South							from West							
	Right	Thru	Left	U-Turn	CW-EB	CW-WB	Total	Right	Thru	Left	U-Turn	CW-SB	CW-NB	Total	Right	Thru	Left	U-Turn	CW-WB	CW-EB	Total	Right	Thru	Left	U-Turn	CW-NB	CW-SB	Total	
5:00 PM	0	0	0	0	16	12	28	0	0	0	0	1	0	1	0	0	0	0	14	2	16	0	0	0	0	4	4	8	53
5:15 PM	0	0	0	0	23	18	41	0	0	0	0	1	2	3	0	0	0	0	9	4	13	0	0	0	0	8	3	11	68
5:30 PM	0	0	0	0	13	17	30	0	0	0	0	1	3	4	0	0	0	0	8	10	18	0	0	0	0	9	8	17	69
5:45 PM	0	0	0	0	14	15	29	0	0	0	0	3	3	6	0	0	0	0	19	5	24	0	0	0	0	6	3	9	68
Total Volume	0	0	0	0	66	62	128	0	0	0	0	6	8	14	0	0	0	0	50	21	71	0	0	0	0	27	18	45	258
% Approach Total	0.0	0.0	0.0	0.0	51.6	48.4		0.0	0.0	0.0	0.0	42.9	57.1		0.0	0.0	0.0	0.0	70.4	29.6		0.0	0.0	0.0	0.0	60.0	40.0		
PHF	0.000	0.000	0.000	0.000	0.717	0.861	0.780	0.000	0.000	0.000	0.000	0.500	0.667	0.583	0.000	0.000	0.000	0.000	0.658	0.525	0.740	0.000	0.000	0.000	0.000	0.750	0.563	0.662	0.935
Entering Leg	0	0	0	0	66	62	128	0	0	0	0	6	8	14	0	0	0	0	50	21	71	0	0	0	0	27	18	45	258
Exiting Leg	128							14							71							45	258						
Total	256							28							142							90	516						

PDI File #: **186556 B**  
 Location: **N: Lambert Street S: Fulkerson Street**  
 Location: **E: Cambridge Stret W: Cambridge Street**  
 City, State: **Cambridge, MA**  
 Client: **VHB/ S. Mandzo-Predzic**  
 Site Code: **TBA**  
 Count Date: **Thursday, November 15, 2018**  
 Start Time: **7:30 AM**  
 End Time: **9:30 AM**  
 Class:



**Cars and Heavy Vehicles (Combined)**

	Lambert Street					Cambridge Stret					Fulkerson Street					Cambridge Street					Total
	from North					from East					from South					from West					
	Right	Thru	Left	U-Turn	Total	Right	Thru	Left	U-Turn	Total	Right	Thru	Left	U-Turn	Total	Right	Thru	Left	U-Turn	Total	
7:30 AM	55	30	4	0	89	0	118	10	0	128	0	0	0	0	0	35	87	0	0	122	339
7:45 AM	40	18	2	0	60	0	124	6	0	130	0	0	0	0	0	31	112	0	0	143	333
Total	95	48	6	0	149	0	242	16	0	258	0	0	0	0	0	66	199	0	0	265	672
8:00 AM	46	19	5	0	70	0	91	5	0	96	0	0	0	0	0	30	83	0	0	113	279
8:15 AM	31	23	9	0	63	0	105	9	0	114	0	0	0	0	0	40	97	0	0	137	314
8:30 AM	33	25	4	0	62	0	103	5	0	108	0	0	0	0	0	25	100	0	0	125	295
8:45 AM	41	30	7	0	78	0	104	8	0	112	0	0	0	0	0	27	97	0	0	124	314
Total	151	97	25	0	273	0	403	27	0	430	0	0	0	0	0	122	377	0	0	499	1202
9:00 AM	32	28	37	0	97	0	95	4	0	99	0	0	0	0	0	22	108	0	0	130	326
9:15 AM	38	36	26	0	100	0	108	7	0	115	0	0	0	0	0	15	110	0	0	125	340
Total	70	64	63	0	197	0	203	11	0	214	0	0	0	0	0	37	218	0	0	255	666
Grand Total	316	209	94	0	619	0	848	54	0	902	0	0	0	0	0	225	794	0	0	1019	2540
Approach %	51.1	33.8	15.2	0.0		0.0	94.0	6.0	0.0		0.0	0.0	0.0	0.0		22.1	77.9	0.0	0.0		
Total %	12.4	8.2	3.7	0.0	24.4	0.0	33.4	2.1	0.0	35.5	0.0	0.0	0.0	0.0	0.0	8.9	31.3	0.0	0.0	40.1	
Exiting Leg Total	0					888					488					1164					2540
Cars	303	201	82	0	586	0	776	52	0	828	0	0	0	0	0	210	729	0	0	939	2353
% Cars	95.9	96.2	87.2	0.0	94.7	0.0	91.5	96.3	0.0	91.8	0.0	0.0	0.0	0.0	0.0	93.3	91.8	0.0	0.0	92.1	92.6
Exiting Leg Total	0					811					463					1079					2353
Heavy Vehicles	13	8	12	0	33	0	72	2	0	74	0	0	0	0	0	15	65	0	0	80	187
% Heavy Vehicles	4.1	3.8	12.8	0.0	5.3	0.0	8.5	3.7	0.0	8.2	0.0	0.0	0.0	0.0	0.0	6.7	8.2	0.0	0.0	7.9	7.4
Exiting Leg Total	0					77					25					85					187

Peak Hour Analysis from 07:30 AM to 09:30 AM begins at:

8:30 AM	Lambert Street					Cambridge Stret					Fulkerson Street					Cambridge Street					Total
	from North					from East					from South					from West					
	Right	Thru	Left	U-Turn	Total	Right	Thru	Left	U-Turn	Total	Right	Thru	Left	U-Turn	Total	Right	Thru	Left	U-Turn	Total	
8:30 AM	33	25	4	0	62	0	103	5	0	108	0	0	0	0	0	25	100	0	0	125	295
8:45 AM	41	30	7	0	78	0	104	8	0	112	0	0	0	0	0	27	97	0	0	124	314
9:00 AM	32	28	37	0	97	0	95	4	0	99	0	0	0	0	0	22	108	0	0	130	326
9:15 AM	38	36	26	0	100	0	108	7	0	115	0	0	0	0	0	15	110	0	0	125	340
Total Volume	144	119	74	0	337	0	410	24	0	434	0	0	0	0	0	89	415	0	0	504	1275
% Approach Total	42.7	35.3	22.0	0.0		0.0	94.5	5.5	0.0		0.0	0.0	0.0	0.0		17.7	82.3	0.0	0.0		
PHF	0.878	0.826	0.500	0.000	0.843	0.000	0.949	0.750	0.000	0.943	0.000	0.000	0.000	0.000	0.000	0.824	0.943	0.000	0.000	0.969	0.938
Cars	136	114	69	0	319	0	376	23	0	399	0	0	0	0	0	85	373	0	0	458	1176
Cars %	94.4	95.8	93.2	0.0	94.7	0.0	91.7	95.8	0.0	91.9	0.0	0.0	0.0	0.0	0.0	95.5	89.9	0.0	0.0	90.9	92.2
Heavy Vehicles	8	5	5	0	18	0	34	1	0	35	0	0	0	0	0	4	42	0	0	46	99
Heavy Vehicles %	5.6	4.2	6.8	0.0	5.3	0.0	8.3	4.2	0.0	8.1	0.0	0.0	0.0	0.0	0.0	4.5	10.1	0.0	0.0	9.1	7.8
Cars Enter Leg	136	114	69	0	319	0	376	23	0	399	0	0	0	0	0	85	373	0	0	458	1176
Heavy Enter Leg	8	5	5	0	18	0	34	1	0	35	0	0	0	0	0	4	42	0	0	46	99
Total Entering Leg	144	119	74	0	337	0	410	24	0	434	0	0	0	0	0	89	415	0	0	504	1275
Cars Exiting Leg	0					442					222					512					1176
Heavy Exiting Leg	0					47					10					42					99
Total Exiting Leg	0					489					232					554					1275



PDI File #: **186556 B**  
 Location: **N: Lambert Street S: Fulkerson Street**  
 Location: **E: Cambridge Street W: Cambridge Street**  
 City, State: **Cambridge, MA**  
 Client: **VHB/ S. Mandzo-Predzic**  
 Site Code: **TBA**  
 Count Date: **Thursday, November 15, 2018**  
 Start Time: **7:30 AM**  
 End Time: **9:30 AM**  
 Class:



46 Morton Street, Framingham, MA 01702  
 Office: 508-875-0100 Fax: 508-875-0118  
 Email: datarequests@pdilic.com

**Cars-Combined (Motorcycles, Cars, Light Goods)**

	Lambert Street					Cambridge Stret					Fulkerson Street					Cambridge Street					Total
	from North					from East					from South					from West					
	Right	Thru	Left	U-Turn	Total	Right	Thru	Left	U-Turn	Total	Right	Thru	Left	U-Turn	Total	Right	Thru	Left	U-Turn	Total	
7:30 AM	55	29	2	0	86	0	110	9	0	119	0	0	0	0	0	31	85	0	0	116	321
7:45 AM	40	18	1	0	59	0	116	6	0	122	0	0	0	0	0	28	104	0	0	132	313
Total	95	47	3	0	145	0	226	15	0	241	0	0	0	0	0	59	189	0	0	248	634
8:00 AM	42	17	5	0	64	0	80	5	0	85	0	0	0	0	0	30	78	0	0	108	257
8:15 AM	30	23	5	0	58	0	94	9	0	103	0	0	0	0	0	36	89	0	0	125	286
8:30 AM	29	25	4	0	58	0	95	5	0	100	0	0	0	0	0	24	90	0	0	114	272
8:45 AM	39	26	5	0	70	0	94	8	0	102	0	0	0	0	0	25	87	0	0	112	284
Total	140	91	19	0	250	0	363	27	0	390	0	0	0	0	0	115	344	0	0	459	1099
9:00 AM	32	27	37	0	96	0	87	4	0	91	0	0	0	0	0	22	98	0	0	120	307
9:15 AM	36	36	23	0	95	0	100	6	0	106	0	0	0	0	0	14	98	0	0	112	313
Total	68	63	60	0	191	0	187	10	0	197	0	0	0	0	0	36	196	0	0	232	620
Grand Total	303	201	82	0	586	0	776	52	0	828	0	0	0	0	0	210	729	0	0	939	2353
Approach %	51.7	34.3	14.0	0.0		0.0	93.7	6.3	0.0		0.0	0.0	0.0	0.0		22.4	77.6	0.0	0.0		
Total %	12.9	8.5	3.5	0.0	24.9	0.0	33.0	2.2	0.0	35.2	0.0	0.0	0.0	0.0	0.0	8.9	31.0	0.0	0.0	39.9	
Exiting Leg Total	0					811					463					1079					2353

Peak Hour Analysis from 07:30 AM to 09:30 AM begins at:

	Lambert Street					Cambridge Stret					Fulkerson Street					Cambridge Street					Total
	from North					from East					from South					from West					
	Right	Thru	Left	U-Turn	Total	Right	Thru	Left	U-Turn	Total	Right	Thru	Left	U-Turn	Total	Right	Thru	Left	U-Turn	Total	
7:30 AM	55	29	2	0	86	0	110	9	0	119	0	0	0	0	0	31	85	0	0	116	321
7:45 AM	40	18	1	0	59	0	116	6	0	122	0	0	0	0	0	28	104	0	0	132	313
8:00 AM	42	17	5	0	64	0	80	5	0	85	0	0	0	0	0	30	78	0	0	108	257
8:15 AM	30	23	5	0	58	0	94	9	0	103	0	0	0	0	0	36	89	0	0	125	286
Total Volume	167	87	13	0	267	0	400	29	0	429	0	0	0	0	0	125	356	0	0	481	1177
% Approach Total	62.5	32.6	4.9	0.0		0.0	93.2	6.8	0.0		0.0	0.0	0.0	0.0		26.0	74.0	0.0	0.0		
PHF	0.759	0.750	0.650	0.000	0.776	0.000	0.862	0.806	0.000	0.879	0.000	0.000	0.000	0.000	0.000	0.868	0.856	0.000	0.000	0.911	0.917
Entering Leg	167	87	13	0	267	0	400	29	0	429	0	0	0	0	0	125	356	0	0	481	1177
Exiting Leg	0					369					241					567					1177
Total	267					798					241					1048					2354

PDI File #: **186556 B**  
 Location: **N: Lambert Street S: Fulkerson Street**  
 Location: **E: Cambridge Stret W: Cambridge Street**  
 City, State: **Cambridge, MA**  
 Client: **VHB/ S. Mandzo-Predzic**  
 Site Code: **TBA**  
 Count Date: **Thursday, November 15, 2018**  
 Start Time: **7:30 AM**  
 End Time: **9:30 AM**  
 Class: **Heavy Vehicles-Combined (Buses, Single-Unit Trucks, Articulated Trucks)**



46 Morton Street, Framingham, MA 01702  
 Office: 508-875-0100 Fax: 508-875-0118  
 Email: datarequests@pdilic.com

	Lambert Street					Cambridge Stret					Fulkerson Street					Cambridge Street					Total
	from North					from East					from South					from West					
	Right	Thru	Left	U-Turn	Total	Right	Thru	Left	U-Turn	Total	Right	Thru	Left	U-Turn	Total	Right	Thru	Left	U-Turn	Total	
7:30 AM	0	1	2	0	3	0	8	1	0	9	0	0	0	0	0	4	2	0	0	6	18
7:45 AM	0	0	1	0	1	0	8	0	0	8	0	0	0	0	0	3	8	0	0	11	20
<b>Total</b>	<b>0</b>	<b>1</b>	<b>3</b>	<b>0</b>	<b>4</b>	<b>0</b>	<b>16</b>	<b>1</b>	<b>0</b>	<b>17</b>	<b>0</b>	<b>0</b>	<b>0</b>	<b>0</b>	<b>0</b>	<b>7</b>	<b>10</b>	<b>0</b>	<b>0</b>	<b>17</b>	<b>38</b>
8:00 AM	4	2	0	0	6	0	11	0	0	11	0	0	0	0	0	0	5	0	0	5	22
8:15 AM	1	0	4	0	5	0	11	0	0	11	0	0	0	0	0	4	8	0	0	12	28
8:30 AM	4	0	0	0	4	0	8	0	0	8	0	0	0	0	0	1	10	0	0	11	23
8:45 AM	2	4	2	0	8	0	10	0	0	10	0	0	0	0	0	2	10	0	0	12	30
<b>Total</b>	<b>11</b>	<b>6</b>	<b>6</b>	<b>0</b>	<b>23</b>	<b>0</b>	<b>40</b>	<b>0</b>	<b>0</b>	<b>40</b>	<b>0</b>	<b>0</b>	<b>0</b>	<b>0</b>	<b>0</b>	<b>7</b>	<b>33</b>	<b>0</b>	<b>0</b>	<b>40</b>	<b>103</b>
9:00 AM	0	1	0	0	1	0	8	0	0	8	0	0	0	0	0	0	10	0	0	10	19
9:15 AM	2	0	3	0	5	0	8	1	0	9	0	0	0	0	0	1	12	0	0	13	27
<b>Total</b>	<b>2</b>	<b>1</b>	<b>3</b>	<b>0</b>	<b>6</b>	<b>0</b>	<b>16</b>	<b>1</b>	<b>0</b>	<b>17</b>	<b>0</b>	<b>0</b>	<b>0</b>	<b>0</b>	<b>0</b>	<b>1</b>	<b>22</b>	<b>0</b>	<b>0</b>	<b>23</b>	<b>46</b>
<b>Grand Total</b>	<b>13</b>	<b>8</b>	<b>12</b>	<b>0</b>	<b>33</b>	<b>0</b>	<b>72</b>	<b>2</b>	<b>0</b>	<b>74</b>	<b>0</b>	<b>0</b>	<b>0</b>	<b>0</b>	<b>0</b>	<b>15</b>	<b>65</b>	<b>0</b>	<b>0</b>	<b>80</b>	<b>187</b>
<b>Approach %</b>	<b>39.4</b>	<b>24.2</b>	<b>36.4</b>	<b>0.0</b>		<b>0.0</b>	<b>97.3</b>	<b>2.7</b>	<b>0.0</b>		<b>0.0</b>	<b>0.0</b>	<b>0.0</b>	<b>0.0</b>	<b>0.0</b>	<b>18.8</b>	<b>81.3</b>	<b>0.0</b>	<b>0.0</b>		
<b>Total %</b>	<b>7.0</b>	<b>4.3</b>	<b>6.4</b>	<b>0.0</b>	<b>17.6</b>	<b>0.0</b>	<b>38.5</b>	<b>1.1</b>	<b>0.0</b>	<b>39.6</b>	<b>0.0</b>	<b>0.0</b>	<b>0.0</b>	<b>0.0</b>	<b>0.0</b>	<b>8.0</b>	<b>34.8</b>	<b>0.0</b>	<b>0.0</b>	<b>42.8</b>	
<b>Exiting Leg Total</b>	0					77					25					85					187
Buses	0	1	1	0	2	0	27	2	0	29	0	0	0	0	0	12	24	0	0	36	67
% Buses	0.0	12.5	8.3	0.0	6.1	0.0	37.5	100.0	0.0	39.2	0.0	0.0	0.0	0.0	0.0	80.0	36.9	0.0	0.0	45.0	35.8
<b>Exiting Leg Total</b>	0					25					15					27					67
Single-Unit Trucks	12	7	11	0	30	0	45	0	0	45	0	0	0	0	0	3	35	0	0	38	113
% Single-Unit	92.3	87.5	91.7	0.0	90.9	0.0	62.5	0.0	0.0	60.8	0.0	0.0	0.0	0.0	0.0	20.0	53.8	0.0	0.0	47.5	60.4
<b>Exiting Leg Total</b>	0					46					10					57					113
Articulated Trucks	1	0	0	0	1	0	0	0	0	0	0	0	0	0	0	0	6	0	0	6	7
% Articulated	7.7	0.0	0.0	0.0	3.0	0.0	0.0	0.0	0.0	0.0	0.0	0.0	0.0	0.0	0.0	0.0	9.2	0.0	0.0	7.5	3.7
<b>Exiting Leg Total</b>	0					6					0					1					7

Peak Hour Analysis from 07:30 AM to 09:30 AM begins at:

	Lambert Street					Cambridge Stret					Fulkerson Street					Cambridge Street					Total
	from North					from East					from South					from West					
	Right	Thru	Left	U-Turn	Total	Right	Thru	Left	U-Turn	Total	Right	Thru	Left	U-Turn	Total	Right	Thru	Left	U-Turn	Total	
8:00 AM	4	2	0	0	6	0	11	0	0	11	0	0	0	0	0	0	5	0	0	5	22
8:15 AM	1	0	4	0	5	0	11	0	0	11	0	0	0	0	0	4	8	0	0	12	28
8:30 AM	4	0	0	0	4	0	8	0	0	8	0	0	0	0	0	1	10	0	0	11	23
8:45 AM	2	4	2	0	8	0	10	0	0	10	0	0	0	0	0	2	10	0	0	12	30
<b>Total Volume</b>	<b>11</b>	<b>6</b>	<b>6</b>	<b>0</b>	<b>23</b>	<b>0</b>	<b>40</b>	<b>0</b>	<b>0</b>	<b>40</b>	<b>0</b>	<b>0</b>	<b>0</b>	<b>0</b>	<b>0</b>	<b>7</b>	<b>33</b>	<b>0</b>	<b>0</b>	<b>40</b>	<b>103</b>
<b>% Approach Total</b>	<b>47.8</b>	<b>26.1</b>	<b>26.1</b>	<b>0.0</b>		<b>0.0</b>	<b>100.0</b>	<b>0.0</b>	<b>0.0</b>		<b>0.0</b>	<b>0.0</b>	<b>0.0</b>	<b>0.0</b>	<b>0.0</b>	<b>17.5</b>	<b>82.5</b>	<b>0.0</b>	<b>0.0</b>		
<b>PHF</b>	<b>0.688</b>	<b>0.375</b>	<b>0.375</b>	<b>0.000</b>	<b>0.719</b>	<b>0.000</b>	<b>0.909</b>	<b>0.000</b>	<b>0.000</b>	<b>0.909</b>	<b>0.000</b>	<b>0.000</b>	<b>0.000</b>	<b>0.000</b>	<b>0.000</b>	<b>0.438</b>	<b>0.825</b>	<b>0.000</b>	<b>0.000</b>	<b>0.833</b>	<b>0.858</b>
Buses	0	1	0	0	1	0	17	0	0	17	0	0	0	0	0	6	14	0	0	20	38
Buses %	0.0	16.7	0.0	0.0	4.3	0.0	42.5	0.0	0.0	42.5	0.0	0.0	0.0	0.0	0.0	85.7	42.4	0.0	0.0	50.0	36.9
Single-Unit Trucks	10	5	6	0	21	0	23	0	0	23	0	0	0	0	0	1	18	0	0	19	63
Single-Unit %	90.9	83.3	100.0	0.0	91.3	0.0	57.5	0.0	0.0	57.5	0.0	0.0	0.0	0.0	0.0	14.3	54.5	0.0	0.0	47.5	61.2
Articulated Trucks	1	0	0	0	1	0	0	0	0	0	0	0	0	0	0	0	1	0	0	1	2
Articulated %	9.1	0.0	0.0	0.0	4.3	0.0	0.0	0.0	0.0	0.0	0.0	0.0	0.0	0.0	0.0	0.0	3.0	0.0	0.0	2.5	1.9
Buses	0	1	0	0	1	0	17	0	0	17	0	0	0	0	0	6	14	0	0	20	38
Single-Unit Trucks	10	5	6	0	21	0	23	0	0	23	0	0	0	0	0	1	18	0	0	19	63
Articulated Trucks	1	0	0	0	1	0	0	0	0	0	0	0	0	0	0	0	1	0	0	1	2
<b>Total Entering Leg</b>	<b>11</b>	<b>6</b>	<b>6</b>	<b>0</b>	<b>23</b>	<b>0</b>	<b>40</b>	<b>0</b>	<b>0</b>	<b>40</b>	<b>0</b>	<b>0</b>	<b>0</b>	<b>0</b>	<b>0</b>	<b>7</b>	<b>33</b>	<b>0</b>	<b>0</b>	<b>40</b>	<b>103</b>
Buses	0					14					7					17					38
Single-Unit Trucks	0					24					6					33					63
Articulated Trucks	0					1					0					1					2
<b>Total Exiting Leg</b>	0					39					13					51					103

PDI File #: **186556 B**  
 Location: **N: Lambert Street S: Fulkerson Street**  
 Location: **E: Cambridge Street W: Cambridge Street**  
 City, State: **Cambridge, MA**  
 Client: **VHB/ S. Mandzo-Predzic**  
 Site Code: **TBA**  
 Count Date: **Thursday, November 15, 2018**  
 Start Time: **7:30 AM**  
 End Time: **9:30 AM**  
 Class:



**Cars**

	Lambert Street					Cambridge Stret					Fulkerson Street					Cambridge Street					Total
	from North					from East					from South					from West					
	Right	Thru	Left	U-Turn	Total	Right	Thru	Left	U-Turn	Total	Right	Thru	Left	U-Turn	Total	Right	Thru	Left	U-Turn	Total	
7:30 AM	50	25	1	0	76	0	98	8	0	106	0	0	0	0	0	29	81	0	0	110	292
7:45 AM	33	15	1	0	49	0	106	5	0	111	0	0	0	0	0	27	95	0	0	122	282
<b>Total</b>	<b>83</b>	<b>40</b>	<b>2</b>	<b>0</b>	<b>125</b>	<b>0</b>	<b>204</b>	<b>13</b>	<b>0</b>	<b>217</b>	<b>0</b>	<b>0</b>	<b>0</b>	<b>0</b>	<b>0</b>	<b>56</b>	<b>176</b>	<b>0</b>	<b>0</b>	<b>232</b>	<b>574</b>
8:00 AM	41	15	4	0	60	0	69	5	0	74	0	0	0	0	0	30	70	0	0	100	234
8:15 AM	29	21	4	0	54	0	89	8	0	97	0	0	0	0	0	33	81	0	0	114	265
8:30 AM	26	24	4	0	54	0	86	5	0	91	0	0	0	0	0	24	83	0	0	107	252
8:45 AM	36	25	5	0	66	0	87	6	0	93	0	0	0	0	0	24	80	0	0	104	263
<b>Total</b>	<b>132</b>	<b>85</b>	<b>17</b>	<b>0</b>	<b>234</b>	<b>0</b>	<b>331</b>	<b>24</b>	<b>0</b>	<b>355</b>	<b>0</b>	<b>0</b>	<b>0</b>	<b>0</b>	<b>0</b>	<b>111</b>	<b>314</b>	<b>0</b>	<b>0</b>	<b>425</b>	<b>1014</b>
9:00 AM	27	23	29	0	79	0	77	4	0	81	0	0	0	0	0	20	89	0	0	109	269
9:15 AM	35	32	23	0	90	0	92	4	0	96	0	0	0	0	0	13	89	0	0	102	288
<b>Total</b>	<b>62</b>	<b>55</b>	<b>52</b>	<b>0</b>	<b>169</b>	<b>0</b>	<b>169</b>	<b>8</b>	<b>0</b>	<b>177</b>	<b>0</b>	<b>0</b>	<b>0</b>	<b>0</b>	<b>0</b>	<b>33</b>	<b>178</b>	<b>0</b>	<b>0</b>	<b>211</b>	<b>557</b>
Grand Total	277	180	71	0	528	0	704	45	0	749	0	0	0	0	0	200	668	0	0	868	2145
Approach %	52.5	34.1	13.4	0.0		0.0	94.0	6.0	0.0		0.0	0.0	0.0	0.0		23.0	77.0	0.0	0.0		
Total %	12.9	8.4	3.3	0.0	24.6	0.0	32.8	2.1	0.0	34.9	0.0	0.0	0.0	0.0	0.0	9.3	31.1	0.0	0.0	40.5	
Exiting Leg Total	0					739					425					981					2145

Peak Hour Analysis from 07:30 AM to 09:30 AM begins at:

7:30 AM	Lambert Street					Cambridge Stret					Fulkerson Street					Cambridge Street					Total
	from North					from East					from South					from West					
	Right	Thru	Left	U-Turn	Total	Right	Thru	Left	U-Turn	Total	Right	Thru	Left	U-Turn	Total	Right	Thru	Left	U-Turn	Total	
7:30 AM	50	25	1	0	76	0	98	8	0	106	0	0	0	0	0	29	81	0	0	110	292
7:45 AM	33	15	1	0	49	0	106	5	0	111	0	0	0	0	0	27	95	0	0	122	282
8:00 AM	41	15	4	0	60	0	69	5	0	74	0	0	0	0	0	30	70	0	0	100	234
8:15 AM	29	21	4	0	54	0	89	8	0	97	0	0	0	0	0	33	81	0	0	114	265
Total Volume	153	76	10	0	239	0	362	26	0	388	0	0	0	0	0	119	327	0	0	446	1073
% Approach Total	64.0	31.8	4.2	0.0		0.0	93.3	6.7	0.0		0.0	0.0	0.0	0.0		26.7	73.3	0.0	0.0		
PHF	0.765	0.760	0.625	0.000	0.786	0.000	0.854	0.813	0.000	0.874	0.000	0.000	0.000	0.000	0.000	0.902	0.861	0.000	0.000	0.914	0.919
Entering Leg	153	76	10	0	239	0	362	26	0	388	0	0	0	0	0	119	327	0	0	446	1073
Exiting Leg	0					337					221					515					1073
Total	239					725					221					961					2146

PDI File #: **186556 B**  
 Location: **N: Lambert Street S: Fulkerson Street**  
 Location: **E: Cambridge Street W: Cambridge Street**  
 City, State: **Cambridge, MA**  
 Client: **VHB/ S. Mandzo-Predzic**  
 Site Code: **TBA**  
 Count Date: **Thursday, November 15, 2018**  
 Start Time: **7:30 AM**  
 End Time: **9:30 AM**  
 Class: **Light Goods Vehicle**



46 Morton Street, Framingham, MA 01702  
 Office: 508-875-0100 Fax: 508-875-0118  
 Email: datarequests@pdilic.com

**Light Goods Vehicle**

	Lambert Street					Cambridge Stret					Fulkerson Street					Cambridge Street					Total
	from North					from East					from South					from West					
	Right	Thru	Left	U-Turn	Total	Right	Thru	Left	U-Turn	Total	Right	Thru	Left	U-Turn	Total	Right	Thru	Left	U-Turn	Total	
7:30 AM	5	4	1	0	10	0	12	1	0	13	0	0	0	0	0	2	4	0	0	6	29
7:45 AM	7	3	0	0	10	0	10	1	0	11	0	0	0	0	0	1	9	0	0	10	31
<b>Total</b>	<b>12</b>	<b>7</b>	<b>1</b>	<b>0</b>	<b>20</b>	<b>0</b>	<b>22</b>	<b>2</b>	<b>0</b>	<b>24</b>	<b>0</b>	<b>0</b>	<b>0</b>	<b>0</b>	<b>0</b>	<b>3</b>	<b>13</b>	<b>0</b>	<b>0</b>	<b>16</b>	<b>60</b>
8:00 AM	1	1	1	0	3	0	11	0	0	11	0	0	0	0	0	0	8	0	0	8	22
8:15 AM	1	2	1	0	4	0	5	1	0	6	0	0	0	0	0	3	8	0	0	11	21
8:30 AM	3	1	0	0	4	0	9	0	0	9	0	0	0	0	0	0	7	0	0	7	20
8:45 AM	3	1	0	0	4	0	7	2	0	9	0	0	0	0	0	1	7	0	0	8	21
<b>Total</b>	<b>8</b>	<b>5</b>	<b>2</b>	<b>0</b>	<b>15</b>	<b>0</b>	<b>32</b>	<b>3</b>	<b>0</b>	<b>35</b>	<b>0</b>	<b>0</b>	<b>0</b>	<b>0</b>	<b>0</b>	<b>4</b>	<b>30</b>	<b>0</b>	<b>0</b>	<b>34</b>	<b>84</b>
9:00 AM	5	4	8	0	17	0	10	0	0	10	0	0	0	0	0	2	9	0	0	11	38
9:15 AM	1	4	0	0	5	0	8	2	0	10	0	0	0	0	0	1	9	0	0	10	25
<b>Total</b>	<b>6</b>	<b>8</b>	<b>8</b>	<b>0</b>	<b>22</b>	<b>0</b>	<b>18</b>	<b>2</b>	<b>0</b>	<b>20</b>	<b>0</b>	<b>0</b>	<b>0</b>	<b>0</b>	<b>0</b>	<b>3</b>	<b>18</b>	<b>0</b>	<b>0</b>	<b>21</b>	<b>63</b>
Grand Total	26	20	11	0	57	0	72	7	0	79	0	0	0	0	0	10	61	0	0	71	207
Approach %	45.6	35.1	19.3	0.0		0.0	91.1	8.9	0.0		0.0	0.0	0.0	0.0		14.1	85.9	0.0	0.0		
Total %	12.6	9.7	5.3	0.0	27.5	0.0	34.8	3.4	0.0	38.2	0.0	0.0	0.0	0.0	0.0	4.8	29.5	0.0	0.0	34.3	
Exiting Leg Total	0					72					37					98					207

Peak Hour Analysis from 07:30 AM to 09:30 AM begins at:

8:30 AM	Lambert Street					Cambridge Stret					Fulkerson Street					Cambridge Street					Total
	from North					from East					from South					from West					
	Right	Thru	Left	U-Turn	Total	Right	Thru	Left	U-Turn	Total	Right	Thru	Left	U-Turn	Total	Right	Thru	Left	U-Turn	Total	
8:30 AM	3	1	0	0	4	0	9	0	0	9	0	0	0	0	0	0	7	0	0	7	20
8:45 AM	3	1	0	0	4	0	7	2	0	9	0	0	0	0	0	1	7	0	0	8	21
9:00 AM	5	4	8	0	17	0	10	0	0	10	0	0	0	0	0	2	9	0	0	11	38
9:15 AM	1	4	0	0	5	0	8	2	0	10	0	0	0	0	0	1	9	0	0	10	25
Total Volume	12	10	8	0	30	0	34	4	0	38	0	0	0	0	0	4	32	0	0	36	104
% Approach Total	40.0	33.3	26.7	0.0		0.0	89.5	10.5	0.0		0.0	0.0	0.0	0.0		11.1	88.9	0.0	0.0		
PHF	0.600	0.625	0.250	0.000	0.441	0.000	0.850	0.500	0.000	0.950	0.000	0.000	0.000	0.000	0.000	0.500	0.889	0.000	0.000	0.818	0.684
Entering Leg	12	10	8	0	30	0	34	4	0	38	0	0	0	0	0	4	32	0	0	36	104
Exiting Leg	0					40					18					46					104
Total	30					78					18					82					208

PDI File #: **186556 B**  
 Location: **N: Lambert Street S: Fulkerson Street**  
 Location: **E: Cambridge Street W: Cambridge Street**  
 City, State: **Cambridge, MA**  
 Client: **VHB/ S. Mandzo-Predzic**  
 Site Code: **TBA**  
 Count Date: **Thursday, November 15, 2018**  
 Start Time: **7:30 AM**  
 End Time: **9:30 AM**  
 Class:



46 Morton Street, Framingham, MA 01702  
 Office: 508-875-0100 Fax: 508-875-0118  
 Email: datarequests@pdilic.com

**Buses**

	Lambert Street					Cambridge Stret					Fulkerson Street					Cambridge Street					Total
	from North					from East					from South					from West					
	Right	Thru	Left	U-Turn	Total	Right	Thru	Left	U-Turn	Total	Right	Thru	Left	U-Turn	Total	Right	Thru	Left	U-Turn	Total	
7:30 AM	0	0	0	0	0	0	5	1	0	6	0	0	0	0	0	3	2	0	0	5	11
7:45 AM	0	0	0	0	0	0	2	0	0	2	0	0	0	0	0	3	3	0	0	6	8
Total	0	0	0	0	0	0	7	1	0	8	0	0	0	0	0	6	5	0	0	11	19
8:00 AM	0	1	0	0	1	0	4	0	0	4	0	0	0	0	0	0	2	0	0	2	7
8:15 AM	0	0	0	0	0	0	6	0	0	6	0	0	0	0	0	3	4	0	0	7	13
8:30 AM	0	0	0	0	0	0	3	0	0	3	0	0	0	0	0	1	4	0	0	5	8
8:45 AM	0	0	0	0	0	0	4	0	0	4	0	0	0	0	0	2	4	0	0	6	10
Total	0	1	0	0	1	0	17	0	0	17	0	0	0	0	0	6	14	0	0	20	38
9:00 AM	0	0	0	0	0	0	1	0	0	1	0	0	0	0	0	0	2	0	0	2	3
9:15 AM	0	0	1	0	1	0	2	1	0	3	0	0	0	0	0	0	3	0	0	3	7
Total	0	0	1	0	1	0	3	1	0	4	0	0	0	0	0	0	5	0	0	5	10
Grand Total	0	1	1	0	2	0	27	2	0	29	0	0	0	0	0	12	24	0	0	36	67
Approach %	0.0	50.0	50.0	0.0		0.0	93.1	6.9	0.0		0.0	0.0	0.0	0.0		33.3	66.7	0.0	0.0		
Total %	0.0	1.5	1.5	0.0	3.0	0.0	40.3	3.0	0.0	43.3	0.0	0.0	0.0	0.0	0.0	17.9	35.8	0.0	0.0	53.7	
Exiting Leg Total	0					25					15					27					67

Peak Hour Analysis from 07:30 AM to 09:30 AM begins at:

	Lambert Street					Cambridge Stret					Fulkerson Street					Cambridge Street					Total
	from North					from East					from South					from West					
	Right	Thru	Left	U-Turn	Total	Right	Thru	Left	U-Turn	Total	Right	Thru	Left	U-Turn	Total	Right	Thru	Left	U-Turn	Total	
7:30 AM	0	0	0	0	0	0	5	1	0	6	0	0	0	0	0	3	2	0	0	5	11
7:45 AM	0	0	0	0	0	0	2	0	0	2	0	0	0	0	0	3	3	0	0	6	8
8:00 AM	0	1	0	0	1	0	4	0	0	4	0	0	0	0	0	0	2	0	0	2	7
8:15 AM	0	0	0	0	0	0	6	0	0	6	0	0	0	0	0	3	4	0	0	7	13
Total Volume	0	1	0	0	1	0	17	1	0	18	0	0	0	0	0	9	11	0	0	20	39
% Approach Total	0.0	100.0	0.0	0.0		0.0	94.4	5.6	0.0		0.0	0.0	0.0	0.0		45.0	55.0	0.0	0.0		
PHF	0.000	0.250	0.000	0.000	0.250	0.000	0.708	0.250	0.000	0.750	0.000	0.000	0.000	0.000	0.000	0.750	0.688	0.000	0.000	0.714	0.750
Entering Leg	0	1	0	0	1	0	17	1	0	18	0	0	0	0	0	9	11	0	0	20	39
Exiting Leg	0					11					11					17					39
Total	1					29					11					37					78

PDI File #: **186556 B**  
 Location: **N: Lambert Street S: Fulkerson Street**  
 Location: **E: Cambridge Street W: Cambridge Street**  
 City, State: **Cambridge, MA**  
 Client: **VHB/ S. Mandzo-Predzic**  
 Site Code: **TBA**  
 Count Date: **Thursday, November 15, 2018**  
 Start Time: **7:30 AM**  
 End Time: **9:30 AM**  
 Class:



46 Morton Street, Framingham, MA 01702  
 Office: 508-875-0100 Fax: 508-875-0118  
 Email: datarequests@pdilic.com

**Single-Unit Trucks**

	Lambert Street					Cambridge Stret					Fulkerson Street					Cambridge Street					Total
	from North					from East					from South					from West					
	Right	Thru	Left	U-Turn	Total	Right	Thru	Left	U-Turn	Total	Right	Thru	Left	U-Turn	Total	Right	Thru	Left	U-Turn	Total	
7:30 AM	0	1	2	0	3	0	3	0	0	3	0	0	0	0	0	1	0	0	0	1	7
7:45 AM	0	0	1	0	1	0	6	0	0	6	0	0	0	0	0	0	3	0	0	3	10
<b>Total</b>	<b>0</b>	<b>1</b>	<b>3</b>	<b>0</b>	<b>4</b>	<b>0</b>	<b>9</b>	<b>0</b>	<b>0</b>	<b>9</b>	<b>0</b>	<b>0</b>	<b>0</b>	<b>0</b>	<b>0</b>	<b>1</b>	<b>3</b>	<b>0</b>	<b>0</b>	<b>4</b>	<b>17</b>
8:00 AM	4	1	0	0	5	0	7	0	0	7	0	0	0	0	0	0	3	0	0	3	15
8:15 AM	1	0	4	0	5	0	5	0	0	5	0	0	0	0	0	1	4	0	0	5	15
8:30 AM	3	0	0	0	3	0	5	0	0	5	0	0	0	0	0	0	5	0	0	5	13
8:45 AM	2	4	2	0	8	0	6	0	0	6	0	0	0	0	0	0	6	0	0	6	20
<b>Total</b>	<b>10</b>	<b>5</b>	<b>6</b>	<b>0</b>	<b>21</b>	<b>0</b>	<b>23</b>	<b>0</b>	<b>0</b>	<b>23</b>	<b>0</b>	<b>0</b>	<b>0</b>	<b>0</b>	<b>0</b>	<b>1</b>	<b>18</b>	<b>0</b>	<b>0</b>	<b>19</b>	<b>63</b>
9:00 AM	0	1	0	0	1	0	7	0	0	7	0	0	0	0	0	0	7	0	0	7	15
9:15 AM	2	0	2	0	4	0	6	0	0	6	0	0	0	0	0	1	7	0	0	8	18
<b>Total</b>	<b>2</b>	<b>1</b>	<b>2</b>	<b>0</b>	<b>5</b>	<b>0</b>	<b>13</b>	<b>0</b>	<b>0</b>	<b>13</b>	<b>0</b>	<b>0</b>	<b>0</b>	<b>0</b>	<b>0</b>	<b>1</b>	<b>14</b>	<b>0</b>	<b>0</b>	<b>15</b>	<b>33</b>
Grand Total	12	7	11	0	30	0	45	0	0	45	0	0	0	0	0	3	35	0	0	38	113
Approach %	40.0	23.3	36.7	0.0		0.0	100.0	0.0	0.0		0.0	0.0	0.0	0.0		7.9	92.1	0.0	0.0		
Total %	10.6	6.2	9.7	0.0	26.5	0.0	39.8	0.0	0.0	39.8	0.0	0.0	0.0	0.0	0.0	2.7	31.0	0.0	0.0	33.6	
Exiting Leg Total	0					46					10					57					113

Peak Hour Analysis from 07:30 AM to 09:30 AM begins at:

	Lambert Street					Cambridge Stret					Fulkerson Street					Cambridge Street					Total
	from North					from East					from South					from West					
	Right	Thru	Left	U-Turn	Total	Right	Thru	Left	U-Turn	Total	Right	Thru	Left	U-Turn	Total	Right	Thru	Left	U-Turn	Total	
8:30 AM	3	0	0	0	3	0	5	0	0	5	0	0	0	0	0	0	5	0	0	5	13
8:45 AM	2	4	2	0	8	0	6	0	0	6	0	0	0	0	0	0	6	0	0	6	20
9:00 AM	0	1	0	0	1	0	7	0	0	7	0	0	0	0	0	0	7	0	0	7	15
9:15 AM	2	0	2	0	4	0	6	0	0	6	0	0	0	0	0	1	7	0	0	8	18
Total Volume	7	5	4	0	16	0	24	0	0	24	0	0	0	0	0	1	25	0	0	26	66
% Approach Total	43.8	31.3	25.0	0.0		0.0	100.0	0.0	0.0		0.0	0.0	0.0	0.0		3.8	96.2	0.0	0.0		
PHF	0.583	0.313	0.500	0.000	0.500	0.000	0.857	0.000	0.000	0.857	0.000	0.000	0.000	0.000	0.000	0.250	0.893	0.000	0.000	0.813	0.825
Entering Leg	7	5	4	0	16	0	24	0	0	24	0	0	0	0	0	1	25	0	0	26	66
Exiting Leg	0					29					6					31					66
Total	16					53					6					57					132

PDI File #: **186556 B**  
 Location: **N: Lambert Street S: Fulkerson Street**  
 Location: **E: Cambridge Street W: Cambridge Street**  
 City, State: **Cambridge, MA**  
 Client: **VHB/ S. Mandzo-Predzic**  
 Site Code: **TBA**  
 Count Date: **Thursday, November 15, 2018**  
 Start Time: **7:30 AM**  
 End Time: **9:30 AM**  
 Class:



46 Morton Street, Framingham, MA 01702  
 Office: 508-875-0100 Fax: 508-875-0118  
 Email: datarequests@pdillc.com

**Articulated Trucks**

	Lambert Street					Cambridge Stret					Fulkerson Street					Cambridge Street					Total
	from North					from East					from South					from West					
	Right	Thru	Left	U-Turn	Total	Right	Thru	Left	U-Turn	Total	Right	Thru	Left	U-Turn	Total	Right	Thru	Left	U-Turn	Total	
7:30 AM	0	0	0	0	0	0	0	0	0	0	0	0	0	0	0	0	0	0	0	0	0
7:45 AM	0	0	0	0	0	0	0	0	0	0	0	0	0	0	0	0	2	0	0	0	2
<b>Total</b>	0	0	0	0	0	0	0	0	0	0	0	0	0	0	0	0	2	0	0	0	2
8:00 AM	0	0	0	0	0	0	0	0	0	0	0	0	0	0	0	0	0	0	0	0	0
8:15 AM	0	0	0	0	0	0	0	0	0	0	0	0	0	0	0	0	0	0	0	0	0
8:30 AM	1	0	0	0	1	0	0	0	0	0	0	0	0	0	0	0	1	0	0	0	1
8:45 AM	0	0	0	0	0	0	0	0	0	0	0	0	0	0	0	0	0	0	0	0	0
<b>Total</b>	1	0	0	0	1	0	0	0	0	0	0	0	0	0	0	0	1	0	0	0	1
9:00 AM	0	0	0	0	0	0	0	0	0	0	0	0	0	0	0	0	1	0	0	0	1
9:15 AM	0	0	0	0	0	0	0	0	0	0	0	0	0	0	0	0	2	0	0	0	2
<b>Total</b>	0	0	0	0	0	0	0	0	0	0	0	0	0	0	0	0	3	0	0	0	3
<b>Grand Total</b>	1	0	0	0	1	0	0	0	0	0	0	0	0	0	0	0	6	0	0	0	6
Approach %	100.0	0.0	0.0	0.0		0.0	0.0	0.0	0.0		0.0	0.0	0.0	0.0		0.0	100.0	0.0	0.0		
<b>Total %</b>	14.3	0.0	0.0	0.0	14.3	0.0	0.0	0.0	0.0	0.0	0.0	0.0	0.0	0.0	0.0	0.0	85.7	0.0	0.0	85.7	
Exiting Leg Total	0					6					0					1					7

Peak Hour Analysis from 07:30 AM to 09:30 AM begins at:

8:30 AM	Lambert Street					Cambridge Stret					Fulkerson Street					Cambridge Street					Total
	from North					from East					from South					from West					
	Right	Thru	Left	U-Turn	Total	Right	Thru	Left	U-Turn	Total	Right	Thru	Left	U-Turn	Total	Right	Thru	Left	U-Turn	Total	
8:30 AM	1	0	0	0	1	0	0	0	0	0	0	0	0	0	0	0	1	0	0	0	1
8:45 AM	0	0	0	0	0	0	0	0	0	0	0	0	0	0	0	0	0	0	0	0	0
9:00 AM	0	0	0	0	0	0	0	0	0	0	0	0	0	0	0	0	1	0	0	0	1
9:15 AM	0	0	0	0	0	0	0	0	0	0	0	0	0	0	0	0	2	0	0	0	2
<b>Total Volume</b>	1	0	0	0	1	0	0	0	0	0	0	0	0	0	0	0	4	0	0	0	4
<b>% Approach Total</b>	100.0	0.0	0.0	0.0		0.0	0.0	0.0	0.0		0.0	0.0	0.0	0.0		0.0	100.0	0.0	0.0		
<b>PHF</b>	0.250	0.000	0.000	0.000	0.250	0.000	0.000	0.000	0.000	0.000	0.000	0.000	0.000	0.000	0.000	0.000	0.500	0.000	0.000	0.500	0.625
Entering Leg	1	0	0	0	1	0	0	0	0	0	0	0	0	0	0	0	4	0	0	0	4
Exiting Leg	0					4					0					1					5
<b>Total</b>	1					4					0					5					10

PDI File #: 186556 B  
 Location: N: Lambert Street S: Fulkerson Street  
 Location: E: Cambridge Street W: Cambridge Street  
 City, State: Cambridge, MA  
 Client: VHB/ S. Mandzo-Predzic  
 Site Code: TBA  
 Count Date: Thursday, November 15, 2018  
 Start Time: 7:30 AM  
 End Time: 9:30 AM  
 Class:



46 Morton Street, Framingham, MA 01702  
 Office: 508-875-0100 Fax: 508-875-0118  
 Email: datarequests@pdilic.com

**Bicycles (on Roadway and Crosswalks)**

	Lambert Street							Cambridge Stret							Fulkerson Street							Cambridge Street							Total
	from North							from East							from South							from West							
	Right	Thru	Left	U-Turn	CW-EB	CW-WB	Total	Right	Thru	Left	U-Turn	CW-SB	CW-NB	Total	Right	Thru	Left	U-Turn	CW-WB	CW-EB	Total	Right	Thru	Left	U-Turn	CW-NB	CW-SB	Total	
7:30 AM	0	0	2	0	0	0	2	0	4	0	0	0	0	4	0	0	0	0	0	0	0	5	7	0	0	0	0	12	18
7:45 AM	1	4	3	0	0	0	8	0	6	0	0	0	0	6	0	0	0	0	0	0	0	0	9	0	0	0	0	9	23
Total	1	4	5	0	0	0	10	0	10	0	0	0	0	10	0	0	0	0	0	0	0	5	16	0	0	0	0	21	41
8:00 AM	1	2	1	0	0	0	4	0	5	0	0	0	0	5	0	0	0	0	0	2	2	1	14	0	0	0	0	15	26
8:15 AM	2	5	5	0	0	0	12	0	4	0	0	0	0	4	0	0	0	0	0	0	0	3	14	0	0	0	0	17	33
8:30 AM	0	6	2	0	0	0	8	0	4	0	0	0	0	4	0	0	0	0	0	0	0	1	18	0	0	0	0	19	31
8:45 AM	0	0	7	0	0	1	8	0	7	0	0	0	0	7	0	0	0	0	0	0	0	5	19	0	0	0	0	24	39
Total	3	13	15	0	0	1	32	0	20	0	0	0	0	20	0	0	0	0	0	2	2	10	65	0	0	0	0	75	129
9:00 AM	2	7	4	0	0	0	13	0	1	1	0	0	0	2	0	0	0	0	0	0	0	1	17	0	0	0	0	18	33
9:15 AM	0	9	6	0	0	0	15	0	4	0	0	0	0	4	0	0	1	0	0	0	1	2	10	0	0	1	0	13	33
Total	2	16	10	0	0	0	28	0	5	1	0	0	0	6	0	0	1	0	0	0	1	3	27	0	0	1	0	31	66
Grand Total	6	33	30	0	0	1	70	0	35	1	0	0	0	36	0	0	1	0	0	2	3	18	108	0	0	1	0	127	236
Approach %	8.6	47.1	42.9	0.0	0.0	1.4	0.0	97.2	2.8	0.0	0.0	0.0	0.0	0.0	33.3	0.0	0.0	66.7	14.2	85.0	0.0	0.0	0.8	0.0					
Total %	2.5	14.0	12.7	0.0	0.0	0.4	29.7	0.0	14.8	0.4	0.0	0.0	0.0	15.3	0.0	0.0	0.4	0.0	0.0	0.8	1.3	7.6	45.8	0.0	0.0	0.4	0.0	53.8	
Exiting Leg Total	1							138							54							43							236

Peak Hour Analysis from 07:30 AM to 09:30 AM begins at:

	Lambert Street							Cambridge Stret							Fulkerson Street							Cambridge Street							Total
	from North							from East							from South							from West							
	Right	Thru	Left	U-Turn	CW-EB	CW-WB	Total	Right	Thru	Left	U-Turn	CW-SB	CW-NB	Total	Right	Thru	Left	U-Turn	CW-WB	CW-EB	Total	Right	Thru	Left	U-Turn	CW-NB	CW-SB	Total	
8:15 AM	2	5	5	0	0	0	12	0	4	0	0	0	0	4	0	0	0	0	0	0	0	3	14	0	0	0	0	17	33
8:30 AM	0	6	2	0	0	0	8	0	4	0	0	0	0	4	0	0	0	0	0	0	0	1	18	0	0	0	0	19	31
8:45 AM	0	0	7	0	0	1	8	0	7	0	0	0	0	7	0	0	0	0	0	0	0	5	19	0	0	0	0	24	39
9:00 AM	2	7	4	0	0	0	13	0	1	1	0	0	0	2	0	0	0	0	0	0	0	1	17	0	0	0	0	18	33
Total Volume	4	18	18	0	0	1	41	0	16	1	0	0	0	17	0	0	0	0	0	0	0	10	68	0	0	0	0	78	136
% Approach Total	9.8	43.9	43.9	0.0	0.0	2.4	0.0	94.1	5.9	0.0	0.0	0.0	0.0	0.0	0.0	0.0	0.0	0.0	12.8	87.2	0.0	0.0	0.0	0.0					
PHF	0.500	0.643	0.643	0.000	0.000	0.250	0.788	0.000	0.571	0.250	0.000	0.000	0.607	0.000	0.000	0.000	0.000	0.000	0.000	0.000	0.500	0.895	0.000	0.000	0.000	0.000	0.813	0.872	
Entering Leg	4	18	18	0	0	1	41	0	16	1	0	0	0	17	0	0	0	0	0	0	0	10	68	0	0	0	0	78	136
Exiting Leg	1							86							29							20							136
Total	42							103							29							98							272



PDI File #: **186556 B**  
 Location: **N: Lambert Street S: Fulkerson Street**  
 Location: **E: Cambridge Stet W: Cambridge Street**  
 City, State: **Cambridge, MA**  
 Client: **VHB/ S. Mandzo-Predzic**  
 Site Code: **TBA**  
 Count Date: **Thursday, November 15, 2018**  
 Start Time: **7:30 AM**  
 End Time: **9:30 AM**  
 Class:



46 Morton Street, Framingham, MA 01702  
 Office: 508-875-0100 Fax: 508-875-0118  
 Email: datarequests@pdilic.com

**Pedestrians**

	Lambert Street							Cambridge Stret							Fulkerson Street							Cambridge Street							Total
	from North							from East							from South							from West							
	Right	Thru	Left	U-Turn	CW-EB	CW-WB	Total	Right	Thru	Left	U-Turn	CW-SB	CW-NB	Total	Right	Thru	Left	U-Turn	CW-WB	CW-EB	Total	Right	Thru	Left	U-Turn	CW-NB	CW-SB	Total	
7:30 AM	0	0	0	0	16	5	21	0	0	0	0	3	1	4	0	0	0	0	2	11	13	0	0	0	0	0	2	2	40
7:45 AM	0	0	0	0	14	8	22	0	0	0	0	3	2	5	0	0	0	0	5	8	13	0	0	0	0	0	1	1	41
<b>Total</b>	0	0	0	0	30	13	43	0	0	0	0	6	3	9	0	0	0	0	7	19	26	0	0	0	0	0	3	3	81
8:00 AM	0	0	0	0	28	6	34	0	0	0	0	8	3	11	0	0	0	0	9	19	28	0	0	0	0	0	1	1	74
8:15 AM	0	0	0	0	24	6	30	0	0	0	0	5	2	7	0	0	0	0	12	16	28	0	0	0	0	1	1	2	67
8:30 AM	0	0	0	0	22	5	27	0	0	0	0	8	3	11	0	0	0	0	2	16	18	0	0	0	0	1	3	4	60
8:45 AM	0	0	0	0	23	14	37	0	0	0	0	10	5	15	0	0	0	0	12	15	27	0	0	0	0	0	1	1	80
<b>Total</b>	0	0	0	0	97	31	128	0	0	0	0	31	13	44	0	0	0	0	35	66	101	0	0	0	0	2	6	8	281
9:00 AM	0	0	0	0	17	7	24	0	0	0	0	6	0	6	0	0	0	0	5	8	13	0	0	0	0	1	0	1	44
9:15 AM	0	0	0	0	11	7	18	0	0	0	0	4	1	5	0	0	0	0	4	6	10	0	0	0	0	2	1	3	36
<b>Total</b>	0	0	0	0	28	14	42	0	0	0	0	10	1	11	0	0	0	0	9	14	23	0	0	0	0	3	1	4	80
<b>Grand Total</b>	0	0	0	0	155	58	213	0	0	0	0	47	17	64	0	0	0	0	51	99	150	0	0	0	0	5	10	15	442
Approach %	0	0	0	0	72.8	27.2		0	0	0	0	73.4	26.6		0	0	0	0	34	66		0	0	0	0	33.3	66.7		
Total %	0	0	0	0	35.1	13.1	48.2	0	0	0	0	10.6	3.85	14.5	0	0	0	0	11.5	22.4	33.9	0	0	0	0	1.13	2.26	3.39	
Exiting Leg Total	213							64							150							15	442						

Peak Hour Analysis from 07:30 AM to 09:30 AM begins at:

	Lambert Street							Cambridge Stret							Fulkerson Street							Cambridge Street							Total
	from North							from East							from South							from West							
	Right	Thru	Left	U-Turn	CW-EB	CW-WB	Total	Right	Thru	Left	U-Turn	CW-SB	CW-NB	Total	Right	Thru	Left	U-Turn	CW-WB	CW-EB	Total	Right	Thru	Left	U-Turn	CW-NB	CW-SB	Total	
8:00 AM	0	0	0	0	28	6	34	0	0	0	0	8	3	11	0	0	0	0	9	19	28	0	0	0	0	0	1	1	74
8:15 AM	0	0	0	0	24	6	30	0	0	0	0	5	2	7	0	0	0	0	12	16	28	0	0	0	0	1	1	2	67
8:30 AM	0	0	0	0	22	5	27	0	0	0	0	8	3	11	0	0	0	0	2	16	18	0	0	0	0	1	3	4	60
8:45 AM	0	0	0	0	23	14	37	0	0	0	0	10	5	15	0	0	0	0	12	15	27	0	0	0	0	0	1	1	80
<b>Total Volume</b>	0	0	0	0	97	31	128	0	0	0	0	31	13	44	0	0	0	0	35	66	101	0	0	0	0	2	6	8	281
<b>% Approach Total</b>	0.0	0.0	0.0	0.0	75.8	24.2		0.0	0.0	0.0	0.0	70.5	29.5		0.0	0.0	0.0	0.0	34.7	65.3		0.0	0.0	0.0	0.0	25.0	75.0		
PHF	0.000	0.000	0.000	0.000	0.866	0.554	0.865	0.000	0.000	0.000	0.000	0.775	0.650	0.733	0.000	0.000	0.000	0.000	0.729	0.868	0.902	0.000	0.000	0.000	0.000	0.500	0.500	0.500	0.878
Entering Leg	0							0							0							8	281						
Exiting Leg	128							44							101							8	281						
<b>Total</b>	256							88							202							16	562						

PDI File #: **186556 BB**  
 Location: **N: Lambert Street S: Fulkerson Street**  
 Location: **E: Cambridge Street W: Cambridge Street**  
 City, State: **Cambridge, MA**  
 Client: **VHB/ S. Mandzo-Predzic**  
 Site Code: **TBA**  
 Count Date: **Thursday, November 15, 2018**  
 Start Time: **4:30 PM**  
 End Time: **6:30 PM**  
 Class:



**Cars and Heavy Vehicles (Combined)**

	Lambert Street					Cambridge Stret					Fulkerson Street					Cambridge Street					Total
	from North					from East					from South					from West					
	Right	Thru	Left	U-Turn	Total	Right	Thru	Left	U-Turn	Total	Right	Thru	Left	U-Turn	Total	Right	Thru	Left	U-Turn	Total	
4:30 PM	32	18	7	0	57	0	88	6	1	95	0	0	0	0	0	11	82	0	0	93	245
4:45 PM	38	13	8	0	59	0	89	2	0	91	0	0	0	0	0	8	110	0	0	118	268
<b>Total</b>	<b>70</b>	<b>31</b>	<b>15</b>	<b>0</b>	<b>116</b>	<b>0</b>	<b>177</b>	<b>8</b>	<b>1</b>	<b>186</b>	<b>0</b>	<b>0</b>	<b>0</b>	<b>0</b>	<b>0</b>	<b>19</b>	<b>192</b>	<b>0</b>	<b>0</b>	<b>211</b>	<b>513</b>
5:00 PM	44	12	9	0	65	0	98	0	0	98	0	0	0	0	0	11	98	0	0	109	272
5:15 PM	31	16	7	0	54	0	76	3	0	79	0	0	0	0	0	8	128	0	0	136	269
5:30 PM	49	16	2	0	67	0	79	4	0	83	0	0	0	0	0	15	107	0	0	122	272
5:45 PM	42	14	7	0	63	0	75	2	1	78	0	0	0	0	0	9	120	0	0	129	270
<b>Total</b>	<b>166</b>	<b>58</b>	<b>25</b>	<b>0</b>	<b>249</b>	<b>0</b>	<b>328</b>	<b>9</b>	<b>1</b>	<b>338</b>	<b>0</b>	<b>0</b>	<b>0</b>	<b>0</b>	<b>0</b>	<b>43</b>	<b>453</b>	<b>0</b>	<b>0</b>	<b>496</b>	<b>1083</b>
6:00 PM	46	34	10	0	90	0	89	3	0	92	0	0	0	0	0	20	96	0	0	116	298
6:15 PM	37	19	3	0	59	0	81	4	0	85	0	0	0	0	0	10	90	0	0	100	244
<b>Total</b>	<b>83</b>	<b>53</b>	<b>13</b>	<b>0</b>	<b>149</b>	<b>0</b>	<b>170</b>	<b>7</b>	<b>0</b>	<b>177</b>	<b>0</b>	<b>0</b>	<b>0</b>	<b>0</b>	<b>0</b>	<b>30</b>	<b>186</b>	<b>0</b>	<b>0</b>	<b>216</b>	<b>542</b>
Grand Total	319	142	53	0	514	0	675	24	2	701	0	0	0	0	0	92	831	0	0	923	2138
Approach %	62.1	27.6	10.3	0.0		0.0	96.3	3.4	0.3		0.0	0.0	0.0	0.0		10.0	90.0	0.0	0.0		
Total %	14.9	6.6	2.5	0.0	24.0	0.0	31.6	1.1	0.1	32.8	0.0	0.0	0.0	0.0	0.0	4.3	38.9	0.0	0.0	43.2	
Exiting Leg Total	0					886					258					994					2138
Cars	316	140	52	0	508	0	654	24	2	680	0	0	0	0	0	90	805	0	0	895	2083
% Cars	99.1	98.6	98.1	0.0	98.8	0.0	96.9	100.0	100.0	97.0	0.0	0.0	0.0	0.0	0.0	97.8	96.9	0.0	0.0	97.0	97.4
Exiting Leg Total	0					859					254					970					2083
Heavy Vehicles	3	2	1	0	6	0	21	0	0	21	0	0	0	0	0	2	26	0	0	28	55
% Heavy Vehicles	0.9	1.4	1.9	0.0	1.2	0.0	3.1	0.0	0.0	3.0	0.0	0.0	0.0	0.0	0.0	2.2	3.1	0.0	0.0	3.0	2.6
Exiting Leg Total	0					27					4					24					55

**Peak Hour Analysis from 04:30 PM to 06:30 PM begins at:**

	Lambert Street					Cambridge Stret					Fulkerson Street					Cambridge Street					Total
	from North					from East					from South					from West					
	Right	Thru	Left	U-Turn	Total	Right	Thru	Left	U-Turn	Total	Right	Thru	Left	U-Turn	Total	Right	Thru	Left	U-Turn	Total	
5:15 PM	31	16	7	0	54	0	76	3	0	79	0	0	0	0	0	8	128	0	0	136	269
5:30 PM	49	16	2	0	67	0	79	4	0	83	0	0	0	0	0	15	107	0	0	122	272
5:45 PM	42	14	7	0	63	0	75	2	1	78	0	0	0	0	0	9	120	0	0	129	270
6:00 PM	46	34	10	0	90	0	89	3	0	92	0	0	0	0	0	20	96	0	0	116	298
Total Volume	168	80	26	0	274	0	319	12	1	332	0	0	0	0	0	52	451	0	0	503	1109
% Approach Total	61.3	29.2	9.5	0.0		0.0	96.1	3.6	0.3		0.0	0.0	0.0	0.0		10.3	89.7	0.0	0.0		
PHF	0.857	0.588	0.650	0.000	0.761	0.000	0.896	0.750	0.250	0.902	0.000	0.000	0.000	0.000	0.000	0.650	0.881	0.000	0.000	0.925	0.930
Cars	168	78	26	0	272	0	310	12	1	323	0	0	0	0	0	52	439	0	0	491	1086
Cars %	100.0	97.5	100.0	0.0	99.3	0.0	97.2	100.0	100.0	97.3	0.0	0.0	0.0	0.0	0.0	100.0	97.3	0.0	0.0	97.6	97.9
Heavy Vehicles	0	2	0	0	2	0	9	0	0	9	0	0	0	0	0	0	12	0	0	12	23
Heavy Vehicles %	0.0	2.5	0.0	0.0	0.7	0.0	2.8	0.0	0.0	2.7	0.0	0.0	0.0	0.0	0.0	0.0	2.7	0.0	0.0	2.4	2.1
Cars Enter Leg	168	78	26	0	272	0	310	12	1	323	0	0	0	0	0	52	439	0	0	491	1086
Heavy Enter Leg	0	2	0	0	2	0	9	0	0	9	0	0	0	0	0	0	12	0	0	12	23
Total Entering Leg	168	80	26	0	274	0	319	12	1	332	0	0	0	0	0	52	451	0	0	503	1109
Cars Exiting Leg	0					466					142					478					1086
Heavy Exiting Leg	0					12					2					9					23
Total Exiting Leg	0					478					144					487					1109

PDI File #: **186556 BB**  
 Location: **N: Lambert Street S: Fulkerson Street**  
 Location: **E: Cambridge Street W: Cambridge Street**  
 City, State: **Cambridge, MA**  
 Client: **VHB/ S. Mandzo-Predzic**  
 Site Code: **TBA**  
 Count Date: **Thursday, November 15, 2018**  
 Start Time: **4:30 PM**  
 End Time: **6:30 PM**  
 Class:



46 Morton Street, Framingham, MA 01702  
 Office: 508-875-0100 Fax: 508-875-0118  
 Email: datarequests@pdilic.com

**Cars-Combined (Motorcycles, Cars, Light Goods)**

	Lambert Street					Cambridge Stret					Fulkerson Street					Cambridge Street					Total
	from North					from East					from South					from West					
	Right	Thru	Left	U-Turn	Total	Right	Thru	Left	U-Turn	Total	Right	Thru	Left	U-Turn	Total	Right	Thru	Left	U-Turn	Total	
4:30 PM	32	18	7	0	57	0	87	6	1	94	0	0	0	0	0	10	78	0	0	88	239
4:45 PM	36	13	8	0	57	0	87	2	0	89	0	0	0	0	0	8	106	0	0	114	260
<b>Total</b>	<b>68</b>	<b>31</b>	<b>15</b>	<b>0</b>	<b>114</b>	<b>0</b>	<b>174</b>	<b>8</b>	<b>1</b>	<b>183</b>	<b>0</b>	<b>0</b>	<b>0</b>	<b>0</b>	<b>0</b>	<b>18</b>	<b>184</b>	<b>0</b>	<b>0</b>	<b>202</b>	<b>499</b>
5:00 PM	44	12	9	0	65	0	94	0	0	94	0	0	0	0	0	11	93	0	0	104	263
5:15 PM	31	16	7	0	54	0	72	3	0	75	0	0	0	0	0	8	127	0	0	135	264
5:30 PM	49	15	2	0	66	0	78	4	0	82	0	0	0	0	0	15	104	0	0	119	267
5:45 PM	42	13	7	0	62	0	74	2	1	77	0	0	0	0	0	9	116	0	0	125	264
<b>Total</b>	<b>166</b>	<b>56</b>	<b>25</b>	<b>0</b>	<b>247</b>	<b>0</b>	<b>318</b>	<b>9</b>	<b>1</b>	<b>328</b>	<b>0</b>	<b>0</b>	<b>0</b>	<b>0</b>	<b>0</b>	<b>43</b>	<b>440</b>	<b>0</b>	<b>0</b>	<b>483</b>	<b>1058</b>
6:00 PM	46	34	10	0	90	0	86	3	0	89	0	0	0	0	0	20	92	0	0	112	291
6:15 PM	36	19	2	0	57	0	76	4	0	80	0	0	0	0	0	9	89	0	0	98	235
<b>Total</b>	<b>82</b>	<b>53</b>	<b>12</b>	<b>0</b>	<b>147</b>	<b>0</b>	<b>162</b>	<b>7</b>	<b>0</b>	<b>169</b>	<b>0</b>	<b>0</b>	<b>0</b>	<b>0</b>	<b>0</b>	<b>29</b>	<b>181</b>	<b>0</b>	<b>0</b>	<b>210</b>	<b>526</b>
Grand Total	316	140	52	0	508	0	654	24	2	680	0	0	0	0	0	90	805	0	0	895	2083
Approach %	62.2	27.6	10.2	0.0		0.0	96.2	3.5	0.3		0.0	0.0	0.0	0.0		10.1	89.9	0.0	0.0		
Total %	15.2	6.7	2.5	0.0	24.4	0.0	31.4	1.2	0.1	32.6	0.0	0.0	0.0	0.0	0.0	4.3	38.6	0.0	0.0	43.0	
Exiting Leg Total	0					859					254					970					2083

Peak Hour Analysis from 04:30 PM to 06:30 PM begins at:

	Lambert Street					Cambridge Stret					Fulkerson Street					Cambridge Street					Total
	from North					from East					from South					from West					
	Right	Thru	Left	U-Turn	Total	Right	Thru	Left	U-Turn	Total	Right	Thru	Left	U-Turn	Total	Right	Thru	Left	U-Turn	Total	
5:15 PM	31	16	7	0	54	0	72	3	0	75	0	0	0	0	0	8	127	0	0	135	264
5:30 PM	49	15	2	0	66	0	78	4	0	82	0	0	0	0	0	15	104	0	0	119	267
5:45 PM	42	13	7	0	62	0	74	2	1	77	0	0	0	0	0	9	116	0	0	125	264
6:00 PM	46	34	10	0	90	0	86	3	0	89	0	0	0	0	0	20	92	0	0	112	291
Total Volume	168	78	26	0	272	0	310	12	1	323	0	0	0	0	0	52	439	0	0	491	1086
% Approach Total	61.8	28.7	9.6	0.0		0.0	96.0	3.7	0.3		0.0	0.0	0.0	0.0		10.6	89.4	0.0	0.0		
PHF	0.857	0.574	0.650	0.000	0.756	0.000	0.901	0.750	0.250	0.907	0.000	0.000	0.000	0.000	0.000	0.650	0.864	0.000	0.000	0.909	0.933
Entering Leg	168	78	26	0	272	0	310	12	1	323	0	0	0	0	0	52	439	0	0	491	1086
Exiting Leg	0					466					142					478					1086
<b>Total</b>	<b>272</b>					<b>789</b>					<b>142</b>					<b>969</b>					<b>2172</b>

PDI File #: **186556 BB**  
 Location: **N: Lambert Street S: Fulkerson Street**  
 Location: **E: Cambridge Street W: Cambridge Street**  
 City, State: **Cambridge, MA**  
 Client: **VHB/ S. Mandzo-Predzic**  
 Site Code: **TBA**  
 Count Date: **Thursday, November 15, 2018**  
 Start Time: **4:30 PM**  
 End Time: **6:30 PM**  
 Class:



**Heavy Vehicles-Combined (Buses, Single-Unit Trucks, Articulated Trucks)**

	Lambert Street					Cambridge Stret					Fulkerson Street					Cambridge Street					Total
	from North					from East					from South					from West					
	Right	Thru	Left	U-Turn	Total	Right	Thru	Left	U-Turn	Total	Right	Thru	Left	U-Turn	Total	Right	Thru	Left	U-Turn	Total	
4:30 PM	0	0	0	0	0	0	1	0	0	1	0	0	0	0	0	1	4	0	0	5	6
4:45 PM	2	0	0	0	2	0	2	0	0	2	0	0	0	0	0	0	4	0	0	4	8
<b>Total</b>	<b>2</b>	<b>0</b>	<b>0</b>	<b>0</b>	<b>2</b>	<b>0</b>	<b>3</b>	<b>0</b>	<b>0</b>	<b>3</b>	<b>0</b>	<b>0</b>	<b>0</b>	<b>0</b>	<b>0</b>	<b>1</b>	<b>8</b>	<b>0</b>	<b>0</b>	<b>9</b>	<b>14</b>
5:00 PM	0	0	0	0	0	0	4	0	0	4	0	0	0	0	0	0	5	0	0	5	9
5:15 PM	0	0	0	0	0	0	4	0	0	4	0	0	0	0	0	0	1	0	0	1	5
5:30 PM	0	1	0	0	1	0	1	0	0	1	0	0	0	0	0	0	3	0	0	3	5
5:45 PM	0	1	0	0	1	0	1	0	0	1	0	0	0	0	0	0	4	0	0	4	6
<b>Total</b>	<b>0</b>	<b>2</b>	<b>0</b>	<b>0</b>	<b>2</b>	<b>0</b>	<b>10</b>	<b>0</b>	<b>0</b>	<b>10</b>	<b>0</b>	<b>0</b>	<b>0</b>	<b>0</b>	<b>0</b>	<b>0</b>	<b>13</b>	<b>0</b>	<b>0</b>	<b>13</b>	<b>25</b>
6:00 PM	0	0	0	0	0	0	3	0	0	3	0	0	0	0	0	0	4	0	0	4	7
6:15 PM	1	0	1	0	2	0	5	0	0	5	0	0	0	0	0	1	1	0	0	2	9
<b>Total</b>	<b>1</b>	<b>0</b>	<b>1</b>	<b>0</b>	<b>2</b>	<b>0</b>	<b>8</b>	<b>0</b>	<b>0</b>	<b>8</b>	<b>0</b>	<b>0</b>	<b>0</b>	<b>0</b>	<b>0</b>	<b>1</b>	<b>5</b>	<b>0</b>	<b>0</b>	<b>6</b>	<b>16</b>
<b>Grand Total</b>	<b>3</b>	<b>2</b>	<b>1</b>	<b>0</b>	<b>6</b>	<b>0</b>	<b>21</b>	<b>0</b>	<b>0</b>	<b>21</b>	<b>0</b>	<b>0</b>	<b>0</b>	<b>0</b>	<b>0</b>	<b>2</b>	<b>26</b>	<b>0</b>	<b>0</b>	<b>28</b>	<b>55</b>
Approach %	50.0	33.3	16.7	0.0		0.0	100.0	0.0	0.0		0.0	0.0	0.0	0.0		7.1	92.9	0.0	0.0		
Total %	5.5	3.6	1.8	0.0	10.9	0.0	38.2	0.0	0.0	38.2	0.0	0.0	0.0	0.0	0.0	3.6	47.3	0.0	0.0	50.9	
Exiting Leg Total	0					27					4					24					55
Buses	0	2	1	0	3	0	8	0	0	8	0	0	0	0	0	1	13	0	0	14	25
% Buses	0.0	100.0	100.0	0.0	50.0	0.0	38.1	0.0	0.0	38.1	0.0	0.0	0.0	0.0	0.0	50.0	50.0	0.0	0.0	50.0	45.5
Exiting Leg Total	0					14					3					8					25
Single-Unit Trucks	3	0	0	0	3	0	12	0	0	12	0	0	0	0	0	1	12	0	0	13	28
% Single-Unit	100.0	0.0	0.0	0.0	50.0	0.0	57.1	0.0	0.0	57.1	0.0	0.0	0.0	0.0	0.0	50.0	46.2	0.0	0.0	46.4	50.9
Exiting Leg Total	0					12					1					15					28
Articulated Trucks	0	0	0	0	0	0	1	0	0	1	0	0	0	0	0	0	1	0	0	1	2
% Articulated	0.0	0.0	0.0	0.0	0.0	0.0	4.8	0.0	0.0	4.8	0.0	0.0	0.0	0.0	0.0	0.0	3.8	0.0	0.0	3.6	3.6
Exiting Leg Total	0					1					0					1					2

Peak Hour Analysis from 04:30 PM to 06:30 PM begins at:

	Lambert Street					Cambridge Stret					Fulkerson Street					Cambridge Street					Total
	from North					from East					from South					from West					
	Right	Thru	Left	U-Turn	Total	Right	Thru	Left	U-Turn	Total	Right	Thru	Left	U-Turn	Total	Right	Thru	Left	U-Turn	Total	
4:30 PM	0	0	0	0	0	0	1	0	0	1	0	0	0	0	0	1	4	0	0	5	6
4:45 PM	2	0	0	0	2	0	2	0	0	2	0	0	0	0	0	0	4	0	0	4	8
5:00 PM	0	0	0	0	0	0	4	0	0	4	0	0	0	0	0	0	5	0	0	5	9
5:15 PM	0	0	0	0	0	0	4	0	0	4	0	0	0	0	0	0	1	0	0	1	5
<b>Total Volume</b>	<b>2</b>	<b>0</b>	<b>0</b>	<b>0</b>	<b>2</b>	<b>0</b>	<b>11</b>	<b>0</b>	<b>0</b>	<b>11</b>	<b>0</b>	<b>0</b>	<b>0</b>	<b>0</b>	<b>0</b>	<b>1</b>	<b>14</b>	<b>0</b>	<b>0</b>	<b>15</b>	<b>28</b>
% Approach Total	100.0	0.0	0.0	0.0		0.0	100.0	0.0	0.0		0.0	0.0	0.0	0.0		6.7	93.3	0.0	0.0		
PHF	0.250	0.000	0.000	0.000	0.250	0.000	0.688	0.000	0.000	0.688	0.000	0.000	0.000	0.000	0.000	0.250	0.700	0.000	0.000	0.750	0.778
Buses	0	0	0	0	0	0	4	0	0	4	0	0	0	0	0	0	7	0	0	7	11
Buses %	0.0	0.0	0.0	0.0	0.0	0.0	36.4	0.0	0.0	36.4	0.0	0.0	0.0	0.0	0.0	0.0	50.0	0.0	0.0	46.7	39.3
Single-Unit Trucks	2	0	0	0	2	0	7	0	0	7	0	0	0	0	0	1	7	0	0	8	17
Single-Unit %	100.0	0.0	0.0	0.0	100.0	0.0	63.6	0.0	0.0	63.6	0.0	0.0	0.0	0.0	0.0	100.0	50.0	0.0	0.0	53.3	60.7
Articulated Trucks	0	0	0	0	0	0	0	0	0	0	0	0	0	0	0	0	0	0	0	0	0
Articulated %	0.0	0.0	0.0	0.0	0.0	0.0	0.0	0.0	0.0	0.0	0.0	0.0	0.0	0.0	0.0	0.0	0.0	0.0	0.0	0.0	0.0
Buses	0	0	0	0	0	0	4	0	0	4	0	0	0	0	0	0	7	0	0	7	11
Single-Unit Trucks	2	0	0	0	2	0	7	0	0	7	0	0	0	0	0	1	7	0	0	8	17
Articulated Trucks	0	0	0	0	0	0	0	0	0	0	0	0	0	0	0	0	0	0	0	0	0
<b>Total Entering Leg</b>	<b>2</b>	<b>0</b>	<b>0</b>	<b>0</b>	<b>2</b>	<b>0</b>	<b>11</b>	<b>0</b>	<b>0</b>	<b>11</b>	<b>0</b>	<b>0</b>	<b>0</b>	<b>0</b>	<b>0</b>	<b>1</b>	<b>14</b>	<b>0</b>	<b>0</b>	<b>15</b>	<b>28</b>
Buses	0					7					0					4					11
Single-Unit Trucks	0					7					1					9					17
Articulated Trucks	0					0					0					0					0
<b>Total Exiting Leg</b>	0					14					1					13					<b>28</b>

PDI File #: **186556 BB**  
 Location: **N: Lambert Street S: Fulkerson Street**  
 Location: **E: Cambridge Street W: Cambridge Street**  
 City, State: **Cambridge, MA**  
 Client: **VHB/ S. Mandzo-Predzic**  
 Site Code: **TBA**  
 Count Date: **Thursday, November 15, 2018**  
 Start Time: **4:30 PM**  
 End Time: **6:30 PM**  
 Class:



**Cars**

	Lambert Street					Cambridge Stret					Fulkerson Street					Cambridge Street					Total
	from North					from East					from South					from West					
	Right	Thru	Left	U-Turn	Total	Right	Thru	Left	U-Turn	Total	Right	Thru	Left	U-Turn	Total	Right	Thru	Left	U-Turn	Total	
4:30 PM	30	15	6	0	51	0	85	5	1	91	0	0	0	0	0	10	74	0	0	84	226
4:45 PM	35	12	8	0	55	0	78	2	0	80	0	0	0	0	0	8	100	0	0	108	243
<b>Total</b>	<b>65</b>	<b>27</b>	<b>14</b>	<b>0</b>	<b>106</b>	<b>0</b>	<b>163</b>	<b>7</b>	<b>1</b>	<b>171</b>	<b>0</b>	<b>0</b>	<b>0</b>	<b>0</b>	<b>0</b>	<b>18</b>	<b>174</b>	<b>0</b>	<b>0</b>	<b>192</b>	<b>469</b>
5:00 PM	42	11	9	0	62	0	86	0	0	86	0	0	0	0	0	11	85	0	0	96	244
5:15 PM	29	15	7	0	51	0	70	3	0	73	0	0	0	0	0	7	118	0	0	125	249
5:30 PM	49	14	2	0	65	0	72	4	0	76	0	0	0	0	0	14	99	0	0	113	254
5:45 PM	41	11	7	0	59	0	66	1	1	68	0	0	0	0	0	8	108	0	0	116	243
<b>Total</b>	<b>161</b>	<b>51</b>	<b>25</b>	<b>0</b>	<b>237</b>	<b>0</b>	<b>294</b>	<b>8</b>	<b>1</b>	<b>303</b>	<b>0</b>	<b>0</b>	<b>0</b>	<b>0</b>	<b>0</b>	<b>40</b>	<b>410</b>	<b>0</b>	<b>0</b>	<b>450</b>	<b>990</b>
6:00 PM	46	33	10	0	89	0	84	3	0	87	0	0	0	0	0	20	90	0	0	110	286
6:15 PM	36	18	2	0	56	0	74	4	0	78	0	0	0	0	0	9	89	0	0	98	232
<b>Total</b>	<b>82</b>	<b>51</b>	<b>12</b>	<b>0</b>	<b>145</b>	<b>0</b>	<b>158</b>	<b>7</b>	<b>0</b>	<b>165</b>	<b>0</b>	<b>0</b>	<b>0</b>	<b>0</b>	<b>0</b>	<b>29</b>	<b>179</b>	<b>0</b>	<b>0</b>	<b>208</b>	<b>518</b>
Grand Total	308	129	51	0	488	0	615	22	2	639	0	0	0	0	0	87	763	0	0	850	1977
Approach %	63.1	26.4	10.5	0.0		0.0	96.2	3.4	0.3		0.0	0.0	0.0	0.0		10.2	89.8	0.0	0.0		
Total %	15.6	6.5	2.6	0.0	24.7	0.0	31.1	1.1	0.1	32.3	0.0	0.0	0.0	0.0	0.0	4.4	38.6	0.0	0.0	43.0	
Exiting Leg Total	0					816					238					923					1977

Peak Hour Analysis from 04:30 PM to 06:30 PM begins at:

	Lambert Street					Cambridge Stret					Fulkerson Street					Cambridge Street					Total
	from North					from East					from South					from West					
	Right	Thru	Left	U-Turn	Total	Right	Thru	Left	U-Turn	Total	Right	Thru	Left	U-Turn	Total	Right	Thru	Left	U-Turn	Total	
5:15 PM	29	15	7	0	51	0	70	3	0	73	0	0	0	0	0	7	118	0	0	125	249
5:30 PM	49	14	2	0	65	0	72	4	0	76	0	0	0	0	0	14	99	0	0	113	254
5:45 PM	41	11	7	0	59	0	66	1	1	68	0	0	0	0	0	8	108	0	0	116	243
6:00 PM	46	33	10	0	89	0	84	3	0	87	0	0	0	0	0	20	90	0	0	110	286
Total Volume	165	73	26	0	264	0	292	11	1	304	0	0	0	0	0	49	415	0	0	464	1032
% Approach Total	62.5	27.7	9.8	0.0		0.0	96.1	3.6	0.3		0.0	0.0	0.0	0.0		10.6	89.4	0.0	0.0		
PHF	0.842	0.553	0.650	0.000	0.742	0.000	0.869	0.688	0.250	0.874	0.000	0.000	0.000	0.000	0.000	0.613	0.879	0.000	0.000	0.928	0.902
Entering Leg	165	73	26	0	264	0	292	11	1	304	0	0	0	0	0	49	415	0	0	464	1032
Exiting Leg	0					442					133					457					1032
Total	264					746					133					921					2064

PDI File #: **186556 BB**  
 Location: **N: Lambert Street S: Fulkerson Street**  
 Location: **E: Cambridge Street W: Cambridge Street**  
 City, State: **Cambridge, MA**  
 Client: **VHB/ S. Mandzo-Predzic**  
 Site Code: **TBA**  
 Count Date: **Thursday, November 15, 2018**  
 Start Time: **4:30 PM**  
 End Time: **6:30 PM**  
 Class: **Light Goods Vehicle**



	Lambert Street					Cambridge Stret					Fulkerson Street					Cambridge Street					Total
	from North					from East					from South					from West					
	Right	Thru	Left	U-Turn	Total	Right	Thru	Left	U-Turn	Total	Right	Thru	Left	U-Turn	Total	Right	Thru	Left	U-Turn	Total	
4:30 PM	2	3	1	0	6	0	2	1	0	3	0	0	0	0	0	0	4	0	0	4	13
4:45 PM	1	1	0	0	2	0	9	0	0	9	0	0	0	0	0	0	6	0	0	6	17
Total	3	4	1	0	8	0	11	1	0	12	0	0	0	0	0	0	10	0	0	10	30
5:00 PM	2	1	0	0	3	0	7	0	0	7	0	0	0	0	0	0	8	0	0	8	18
5:15 PM	1	1	0	0	2	0	2	0	0	2	0	0	0	0	0	1	9	0	0	10	14
5:30 PM	0	1	0	0	1	0	5	0	0	5	0	0	0	0	0	1	5	0	0	6	12
5:45 PM	1	2	0	0	3	0	8	1	0	9	0	0	0	0	0	1	7	0	0	8	20
Total	4	5	0	0	9	0	22	1	0	23	0	0	0	0	0	3	29	0	0	32	64
6:00 PM	0	1	0	0	1	0	2	0	0	2	0	0	0	0	0	0	2	0	0	2	5
6:15 PM	0	1	0	0	1	0	2	0	0	2	0	0	0	0	0	0	0	0	0	0	3
Total	0	2	0	0	2	0	4	0	0	4	0	0	0	0	0	0	2	0	0	2	8
Grand Total	7	11	1	0	19	0	37	2	0	39	0	0	0	0	0	3	41	0	0	44	102
Approach %	36.8	57.9	5.3	0.0		0.0	94.9	5.1	0.0		0.0	0.0	0.0	0.0		6.8	93.2	0.0	0.0		
Total %	6.9	10.8	1.0	0.0	18.6	0.0	36.3	2.0	0.0	38.2	0.0	0.0	0.0	0.0	0.0	2.9	40.2	0.0	0.0	43.1	
Exiting Leg Total	0					42					16					44					102

Peak Hour Analysis from 04:30 PM to 06:30 PM begins at:

	Lambert Street					Cambridge Stret					Fulkerson Street					Cambridge Street					Total
	from North					from East					from South					from West					
	Right	Thru	Left	U-Turn	Total	Right	Thru	Left	U-Turn	Total	Right	Thru	Left	U-Turn	Total	Right	Thru	Left	U-Turn	Total	
5:00 PM	2	1	0	0	3	0	7	0	0	7	0	0	0	0	0	0	8	0	0	8	18
5:15 PM	1	1	0	0	2	0	2	0	0	2	0	0	0	0	0	1	9	0	0	10	14
5:30 PM	0	1	0	0	1	0	5	0	0	5	0	0	0	0	0	1	5	0	0	6	12
5:45 PM	1	2	0	0	3	0	8	1	0	9	0	0	0	0	0	1	7	0	0	8	20
Total Volume	4	5	0	0	9	0	22	1	0	23	0	0	0	0	0	3	29	0	0	32	64
% Approach Total	44.4	55.6	0.0	0.0		0.0	95.7	4.3	0.0		0.0	0.0	0.0	0.0		9.4	90.6	0.0	0.0		
PHF	0.500	0.625	0.000	0.000	0.750	0.000	0.688	0.250	0.000	0.639	0.000	0.000	0.000	0.000	0.000	0.750	0.806	0.000	0.000	0.800	0.800
Entering Leg	4	5	0	0	9	0	22	1	0	23	0	0	0	0	0	3	29	0	0	32	64
Exiting Leg	0					29					9					26					64
Total	9					52					9					58					128

PDI File #: **186556 BB**  
 Location: **N: Lambert Street S: Fulkerson Street**  
 Location: **E: Cambridge Street W: Cambridge Street**  
 City, State: **Cambridge, MA**  
 Client: **VHB/ S. Mandzo-Predzic**  
 Site Code: **TBA**  
 Count Date: **Thursday, November 15, 2018**  
 Start Time: **4:30 PM**  
 End Time: **6:30 PM**  
 Class:



46 Morton Street, Framingham, MA 01702  
 Office: 508-875-0100 Fax: 508-875-0118  
 Email: datarequests@pdillc.com

**Buses**

	Lambert Street					Cambridge Stret					Fulkerson Street					Cambridge Street					Total
	from North					from East					from South					from West					
	Right	Thru	Left	U-Turn	Total	Right	Thru	Left	U-Turn	Total	Right	Thru	Left	U-Turn	Total	Right	Thru	Left	U-Turn	Total	
4:30 PM	0	0	0	0	0	0	1	0	0	1	0	0	0	0	0	0	3	0	0	3	4
4:45 PM	0	0	0	0	0	0	1	0	0	1	0	0	0	0	0	0	1	0	0	1	2
<b>Total</b>	0	0	0	0	0	0	2	0	0	2	0	0	0	0	0	0	4	0	0	4	6
5:00 PM	0	0	0	0	0	0	1	0	0	1	0	0	0	0	0	0	2	0	0	2	3
5:15 PM	0	0	0	0	0	0	1	0	0	1	0	0	0	0	0	0	1	0	0	1	2
5:30 PM	0	1	0	0	1	0	0	0	0	0	0	0	0	0	0	0	3	0	0	3	4
5:45 PM	0	1	0	0	1	0	1	0	0	1	0	0	0	0	0	0	1	0	0	1	3
<b>Total</b>	0	2	0	0	2	0	3	0	0	3	0	0	0	0	0	0	7	0	0	7	12
6:00 PM	0	0	0	0	0	0	2	0	0	2	0	0	0	0	0	0	2	0	0	2	4
6:15 PM	0	0	1	0	1	0	1	0	0	1	0	0	0	0	0	1	0	0	0	1	3
<b>Total</b>	0	0	1	0	1	0	3	0	0	3	0	0	0	0	0	1	2	0	0	3	7
<b>Grand Total</b>	0	2	1	0	3	0	8	0	0	8	0	0	0	0	0	1	13	0	0	14	25
Approach %	0.0	66.7	33.3	0.0		0.0	100.0	0.0	0.0		0.0	0.0	0.0	0.0		7.1	92.9	0.0	0.0		
Total %	0.0	8.0	4.0	0.0	12.0	0.0	32.0	0.0	0.0	32.0	0.0	0.0	0.0	0.0	0.0	4.0	52.0	0.0	0.0	56.0	
Exiting Leg Total	0					14					3					8					25

**Peak Hour Analysis from 04:30 PM to 06:30 PM begins at:**

	Lambert Street					Cambridge Stret					Fulkerson Street					Cambridge Street					Total
	from North					from East					from South					from West					
	Right	Thru	Left	U-Turn	Total	Right	Thru	Left	U-Turn	Total	Right	Thru	Left	U-Turn	Total	Right	Thru	Left	U-Turn	Total	
5:30 PM	0	1	0	0	1	0	0	0	0	0	0	0	0	0	0	0	3	0	0	3	4
5:45 PM	0	1	0	0	1	0	1	0	0	1	0	0	0	0	0	0	1	0	0	1	3
6:00 PM	0	0	0	0	0	0	2	0	0	2	0	0	0	0	0	0	2	0	0	2	4
6:15 PM	0	0	1	0	1	0	1	0	0	1	0	0	0	0	0	1	0	0	0	1	3
<b>Total Volume</b>	0	2	1	0	3	0	4	0	0	4	0	0	0	0	0	1	6	0	0	7	14
% Approach Total	0.0	66.7	33.3	0.0		0.0	100.0	0.0	0.0		0.0	0.0	0.0	0.0		14.3	85.7	0.0	0.0		
PHF	0.000	0.500	0.250	0.000	0.750	0.000	0.500	0.000	0.000	0.500	0.000	0.000	0.000	0.000	0.000	0.250	0.500	0.000	0.000	0.583	0.875
Entering Leg	0	2	1	0	3	0	4	0	0	4	0	0	0	0	0	1	6	0	0	7	14
Exiting Leg	0					7					3					4					14
<b>Total</b>	3					11					3					11					28

PDI File #: **186556 BB**  
 Location: **N: Lambert Street S: Fulkerson Street**  
 Location: **E: Cambridge Street W: Cambridge Street**  
 City, State: **Cambridge, MA**  
 Client: **VHB/ S. Mandzo-Predzic**  
 Site Code: **TBA**  
 Count Date: **Thursday, November 15, 2018**  
 Start Time: **4:30 PM**  
 End Time: **6:30 PM**  
 Class:



### Single-Unit Trucks

	Lambert Street					Cambridge Stret					Fulkerson Street					Cambridge Street					Total
	from North					from East					from South					from West					
	Right	Thru	Left	U-Turn	Total	Right	Thru	Left	U-Turn	Total	Right	Thru	Left	U-Turn	Total	Right	Thru	Left	U-Turn	Total	
4:30 PM	0	0	0	0	0	0	0	0	0	0	0	0	0	0	0	1	1	0	0	2	2
4:45 PM	2	0	0	0	2	0	1	0	0	1	0	0	0	0	0	0	3	0	0	3	6
<b>Total</b>	<b>2</b>	<b>0</b>	<b>0</b>	<b>0</b>	<b>2</b>	<b>0</b>	<b>1</b>	<b>0</b>	<b>0</b>	<b>1</b>	<b>0</b>	<b>0</b>	<b>0</b>	<b>0</b>	<b>0</b>	<b>1</b>	<b>4</b>	<b>0</b>	<b>0</b>	<b>5</b>	<b>8</b>
5:00 PM	0	0	0	0	0	0	3	0	0	3	0	0	0	0	0	0	3	0	0	3	6
5:15 PM	0	0	0	0	0	0	3	0	0	3	0	0	0	0	0	0	0	0	0	0	3
5:30 PM	0	0	0	0	0	0	1	0	0	1	0	0	0	0	0	0	0	0	0	0	1
5:45 PM	0	0	0	0	0	0	0	0	0	0	0	0	0	0	0	0	3	0	0	3	3
<b>Total</b>	<b>0</b>	<b>0</b>	<b>0</b>	<b>0</b>	<b>0</b>	<b>0</b>	<b>7</b>	<b>0</b>	<b>0</b>	<b>7</b>	<b>0</b>	<b>0</b>	<b>0</b>	<b>0</b>	<b>0</b>	<b>0</b>	<b>6</b>	<b>0</b>	<b>0</b>	<b>6</b>	<b>13</b>
6:00 PM	0	0	0	0	0	0	1	0	0	1	0	0	0	0	0	0	1	0	0	1	2
6:15 PM	1	0	0	0	1	0	3	0	0	3	0	0	0	0	0	0	1	0	0	1	5
<b>Total</b>	<b>1</b>	<b>0</b>	<b>0</b>	<b>0</b>	<b>1</b>	<b>0</b>	<b>4</b>	<b>0</b>	<b>0</b>	<b>4</b>	<b>0</b>	<b>0</b>	<b>0</b>	<b>0</b>	<b>0</b>	<b>0</b>	<b>2</b>	<b>0</b>	<b>0</b>	<b>2</b>	<b>7</b>
<b>Grand Total</b>	<b>3</b>	<b>0</b>	<b>0</b>	<b>0</b>	<b>3</b>	<b>0</b>	<b>12</b>	<b>0</b>	<b>0</b>	<b>12</b>	<b>0</b>	<b>0</b>	<b>0</b>	<b>0</b>	<b>0</b>	<b>1</b>	<b>12</b>	<b>0</b>	<b>0</b>	<b>13</b>	<b>28</b>
Approach %	100.0	0.0	0.0	0.0		0.0	100.0	0.0	0.0		0.0	0.0	0.0	0.0		7.7	92.3	0.0	0.0		
Total %	10.7	0.0	0.0	0.0	10.7	0.0	42.9	0.0	0.0	42.9	0.0	0.0	0.0	0.0	0.0	3.6	42.9	0.0	0.0	46.4	
Exiting Leg Total	0					12					1					15					28

### Peak Hour Analysis from 04:30 PM to 06:30 PM begins at:

	Lambert Street					Cambridge Stret					Fulkerson Street					Cambridge Street					Total
	from North					from East					from South					from West					
	Right	Thru	Left	U-Turn	Total	Right	Thru	Left	U-Turn	Total	Right	Thru	Left	U-Turn	Total	Right	Thru	Left	U-Turn	Total	
4:30 PM	0	0	0	0	0	0	0	0	0	0	0	0	0	0	0	1	1	0	0	2	2
4:45 PM	2	0	0	0	2	0	1	0	0	1	0	0	0	0	0	0	3	0	0	3	6
5:00 PM	0	0	0	0	0	0	3	0	0	3	0	0	0	0	0	0	3	0	0	3	6
5:15 PM	0	0	0	0	0	0	3	0	0	3	0	0	0	0	0	0	0	0	0	0	3
<b>Total Volume</b>	<b>2</b>	<b>0</b>	<b>0</b>	<b>0</b>	<b>2</b>	<b>0</b>	<b>7</b>	<b>0</b>	<b>0</b>	<b>7</b>	<b>0</b>	<b>0</b>	<b>0</b>	<b>0</b>	<b>0</b>	<b>1</b>	<b>7</b>	<b>0</b>	<b>0</b>	<b>8</b>	<b>17</b>
% Approach Total	100.0	0.0	0.0	0.0		0.0	100.0	0.0	0.0		0.0	0.0	0.0	0.0		12.5	87.5	0.0	0.0		
PHF	0.250	0.000	0.000	0.000	0.250	0.000	0.583	0.000	0.000	0.583	0.000	0.000	0.000	0.000	0.000	0.250	0.583	0.000	0.000	0.667	0.708
Entering Leg	2	0	0	0	2	0	7	0	0	7	0	0	0	0	0	1	7	0	0	8	17
Exiting Leg	0					7					1					9					17
<b>Total</b>	<b>2</b>					<b>14</b>					<b>1</b>					<b>17</b>					<b>34</b>



PDI File #: **186556 BB**  
 Location: **N: Lambert Street S: Fulkerson Street**  
 Location: **E: Cambridge Street W: Cambridge Street**  
 City, State: **Cambridge, MA**  
 Client: **VHB/ S. Mandzo-Prelidzic**  
 Site Code: **TBA**  
 Count Date: **Thursday, November 15, 2018**  
 Start Time: **4:30 PM**  
 End Time: **6:30 PM**  
 Class:



**Articulated Trucks**

	Lambert Street					Cambridge Stret					Fulkerson Street					Cambridge Street					Total		
	from North					from East					from South					from West							
	Right	Thru	Left	U-Turn	Total	Right	Thru	Left	U-Turn	Total	Right	Thru	Left	U-Turn	Total	Right	Thru	Left	U-Turn	Total			
4:30 PM	0	0	0	0	0	0	0	0	0	0	0	0	0	0	0	0	0	0	0	0	0		
4:45 PM	0	0	0	0	0	0	0	0	0	0	0	0	0	0	0	0	0	0	0	0	0		
Total	0	0	0	0	0	0	0	0	0	0	0	0	0	0	0	0	0	0	0	0	0		
5:00 PM	0	0	0	0	0	0	0	0	0	0	0	0	0	0	0	0	0	0	0	0	0		
5:15 PM	0	0	0	0	0	0	0	0	0	0	0	0	0	0	0	0	0	0	0	0	0		
5:30 PM	0	0	0	0	0	0	0	0	0	0	0	0	0	0	0	0	0	0	0	0	0		
5:45 PM	0	0	0	0	0	0	0	0	0	0	0	0	0	0	0	0	0	0	0	0	0		
Total	0	0	0	0	0	0	0	0	0	0	0	0	0	0	0	0	0	0	0	0	0		
6:00 PM	0	0	0	0	0	0	0	0	0	0	0	0	0	0	0	0	1	0	0	1	1		
6:15 PM	0	0	0	0	0	0	1	0	0	1	0	0	0	0	0	0	0	0	0	0	1		
Total	0	0	0	0	0	0	1	0	0	1	0	0	0	0	0	0	1	0	0	1	2		
Grand Total	0	0	0	0	0	0	1	0	0	1	0	0	0	0	0	0	1	0	0	1	2		
Approach %	0.0	0.0	0.0	0.0		0.0	100.0	0.0	0.0		0.0	0.0	0.0	0.0		0.0	100.0	0.0	0.0				
Total %	0.0	0.0	0.0	0.0	0.0	0.0	50.0	0.0	0.0	50.0	0.0	0.0	0.0	0.0	0.0	0.0	50.0	0.0	0.0	50.0			
Exiting Leg Total						0					1					0					1		2

Peak Hour Analysis from 04:30 PM to 06:30 PM begins at:

	Lambert Street					Cambridge Stret					Fulkerson Street					Cambridge Street					Total		
	from North					from East					from South					from West							
	Right	Thru	Left	U-Turn	Total	Right	Thru	Left	U-Turn	Total	Right	Thru	Left	U-Turn	Total	Right	Thru	Left	U-Turn	Total			
5:30 PM	0	0	0	0	0	0	0	0	0	0	0	0	0	0	0	0	0	0	0	0	0		
5:30 PM	0	0	0	0	0	0	0	0	0	0	0	0	0	0	0	0	0	0	0	0	0		
5:45 PM	0	0	0	0	0	0	0	0	0	0	0	0	0	0	0	0	0	0	0	0	0		
6:00 PM	0	0	0	0	0	0	0	0	0	0	0	0	0	0	0	0	1	0	0	1	1		
6:15 PM	0	0	0	0	0	0	1	0	0	1	0	0	0	0	0	0	0	0	0	0	1		
Total Volume	0	0	0	0	0	0	1	0	0	1	0	0	0	0	0	0	1	0	0	1	2		
% Approach Total	0.0	0.0	0.0	0.0		0.0	100.0	0.0	0.0		0.0	0.0	0.0	0.0		0.0	100.0	0.0	0.0				
PHF	0.000	0.000	0.000	0.000	0.000	0.000	0.250	0.000	0.000	0.250	0.000	0.000	0.000	0.000	0.000	0.000	0.250	0.000	0.000	0.250	0.500		
Entering Leg	0	0	0	0	0	0	1	0	0	1	0	0	0	0	0	0	1	0	0	1	2		
Exiting Leg						0					1					0					1		2
Total						0					2					0					2		4

PDI File #: 186556 BB  
 Location: N: Lambert Street S: Fulkerson Street  
 Location: E: Cambridge Street W: Cambridge Street  
 City, State: Cambridge, MA  
 Client: VHB/ S. Mandzo-Predzic  
 Site Code: TBA  
 Count Date: Thursday, November 15, 2018  
 Start Time: 4:30 PM  
 End Time: 6:30 PM  
 Class:



46 Morton Street, Framingham, MA 01702  
 Office: 508-875-0100 Fax: 508-875-0118  
 Email: datarequests@pdilic.com

**Bicycles (on Roadway and Crosswalks)**

	Lambert Street							Cambridge Stret							Fulkerson Street							Cambridge Street							Total		
	from North							from East							from South							from West									
	Right	Thru	Left	U-Turn	CW-EB	CW-WB	Total	Right	Thru	Left	U-Turn	CW-SB	CW-NB	Total	Right	Thru	Left	U-Turn	CW-WB	CW-EB	Total	Right	Thru	Left	U-Turn	CW-NB	CW-SB	Total			
4:30 PM	0	1	1	0	0	0	2	0	11	0	0	0	0	0	11	0	0	0	0	2	0	2	0	1	1	0	0	0	2	17	
4:45 PM	0	0	0	0	0	0	0	0	8	0	0	0	0	0	8	0	0	0	0	1	0	1	0	7	0	0	0	0	7	16	
Total	0	1	1	0	0	0	2	0	19	0	0	0	0	0	19	0	0	0	0	3	0	3	0	8	1	0	0	0	9	33	
5:00 PM	1	0	0	0	0	0	1	0	10	0	0	0	0	0	10	0	0	2	0	0	0	2	0	4	0	0	0	0	4	17	
5:15 PM	0	1	0	0	0	0	1	0	10	0	0	0	0	0	10	1	0	2	0	0	0	1	4	0	7	0	0	0	0	7	23
5:30 PM	0	1	1	0	0	0	2	0	11	0	0	0	0	1	12	1	0	2	0	0	0	3	0	6	0	0	0	0	6	23	
5:45 PM	2	0	0	0	0	0	2	0	15	0	0	0	0	0	15	0	0	0	0	0	0	0	0	2	0	0	0	0	2	19	
Total	3	2	1	0	0	0	7	0	46	0	0	0	0	1	47	2	0	6	0	0	1	9	0	19	0	0	0	0	19	82	
6:00 PM	2	1	0	0	0	0	3	0	7	0	0	0	0	2	9	0	0	1	0	0	0	1	0	2	0	0	0	0	2	15	
6:15 PM	1	0	0	0	0	0	1	0	11	0	0	1	0	12	0	0	1	0	0	0	0	1	1	0	0	0	0	0	1	15	
Total	3	1	0	0	0	0	4	0	18	0	0	1	2	21	0	0	2	0	0	0	2	1	2	0	0	0	0	0	3	30	
Grand Total	6	4	2	0	0	0	13	0	83	0	0	1	3	87	2	0	8	0	3	1	14	1	29	1	0	0	0	31	145		
Approach %	46.2	30.8	15.4	0.0	0.0	7.7		0.0	95.4	0.0	0.0	1.1	3.4		14.3	0.0	57.1	0.0	21.4	7.1		3.2	93.5	3.2	0.0	0.0	0.0				
Total %	4.1	2.8	1.4	0.0	0.0	0.7	9.0	0.0	57.2	0.0	0.0	0.7	2.1	60.0	1.4	0.0	5.5	0.0	2.1	0.7	9.7	0.7	20.0	0.7	0.0	0.0	0.0	21.4			
Exiting Leg Total	2							37							9							97							145		

Peak Hour Analysis from 04:30 PM to 06:30 PM begins at:

	Lambert Street							Cambridge Stret							Fulkerson Street							Cambridge Street							Total		
	from North							from East							from South							from West									
	Right	Thru	Left	U-Turn	CW-EB	CW-WB	Total	Right	Thru	Left	U-Turn	CW-SB	CW-NB	Total	Right	Thru	Left	U-Turn	CW-WB	CW-EB	Total	Right	Thru	Left	U-Turn	CW-NB	CW-SB	Total			
5:00 PM	1	0	0	0	0	0	1	0	10	0	0	0	0	0	10	0	0	2	0	0	0	2	0	4	0	0	0	0	4	17	
5:15 PM	0	1	0	0	0	0	1	0	10	0	0	0	0	0	10	1	0	2	0	0	0	1	4	0	7	0	0	0	0	7	23
5:30 PM	0	1	1	0	0	0	2	0	11	0	0	0	0	1	12	1	0	2	0	0	0	3	0	6	0	0	0	0	6	23	
5:45 PM	2	0	0	0	0	0	2	0	15	0	0	0	0	0	15	0	0	0	0	0	0	0	0	2	0	0	0	0	2	19	
Total Volume	3	2	1	0	0	0	7	0	46	0	0	0	0	1	47	2	0	6	0	0	1	9	0	19	0	0	0	0	19	82	
% Approach Total	42.9	28.6	14.3	0.0	0.0	14.3		0.0	97.9	0.0	0.0	0.0	2.1		22.2	0.0	66.7	0.0	0.0	11.1		0.0	100.0	0.0	0.0	0.0	0.0				
PHF	0.375	0.500	0.250	0.000	0.000	0.250	0.875	0.000	0.767	0.000	0.000	0.000	0.250	0.783	0.500	0.000	0.750	0.000	0.000	0.250	0.563	0.000	0.679	0.000	0.000	0.000	0.000	0.679	0.891		
Entering Leg	3	2	1	0	0	0	7	0	46	0	0	0	1	47	2	0	6	0	0	1	9	0	19	0	0	0	0	19	82		
Exiting Leg	1							23							3							55							82		
Total	8							70							12							74							164		

PDI File #: 186556 BB  
 Location: N: Lambert Street S: Fulkerson Street  
 Location: E: Cambridge Stet W: Cambridge Street  
 City, State: Cambridge, MA  
 Client: VHB/ S. Mandzo-Predzic  
 Site Code: TBA  
 Count Date: Thursday, November 15, 2018  
 Start Time: 4:30 PM  
 End Time: 6:30 PM  
 Class:



46 Morton Street, Framingham, MA 01702  
 Office: 508-875-0100 Fax: 508-875-0118  
 Email: datarequests@pdilic.com

**Pedestrians**

	Lambert Street							Cambridge Stret							Fulkerson Street							Cambridge Street							Total
	from North							from East							from South							from West							
	Right	Thru	Left	U-Turn	CW-EB	CW-WB	Total	Right	Thru	Left	U-Turn	CW-SB	CW-NB	Total	Right	Thru	Left	U-Turn	CW-WB	CW-EB	Total	Right	Thru	Left	U-Turn	CW-NB	CW-SB	Total	
4:30 PM	0	0	0	0	12	4	16	0	0	0	0	2	6	8	0	0	0	0	14	12	26	0	0	0	0	1	1	2	52
4:45 PM	0	0	0	0	11	5	16	0	0	0	0	3	7	10	0	0	0	0	20	13	33	0	0	0	0	2	1	3	62
Total	0	0	0	0	23	9	32	0	0	0	0	5	13	18	0	0	0	0	34	25	59	0	0	0	0	3	2	5	114
5:00 PM	0	0	0	0	21	8	29	0	0	0	0	9	6	15	0	0	0	0	18	8	26	0	0	0	0	3	3	6	76
5:15 PM	0	0	0	0	14	21	35	0	0	0	0	6	17	23	0	0	0	0	12	15	27	0	0	0	0	4	2	6	91
5:30 PM	0	0	0	0	17	14	31	0	0	0	0	10	4	14	0	0	0	0	18	9	27	0	0	0	0	2	4	6	78
5:45 PM	0	0	0	0	12	14	26	0	0	0	0	3	13	16	0	0	0	0	20	10	30	0	0	0	0	0	3	3	75
Total	0	0	0	0	64	57	121	0	0	0	0	28	40	68	0	0	0	0	68	42	110	0	0	0	0	9	12	21	320
6:00 PM	0	0	0	0	9	9	18	0	0	0	0	4	2	6	0	0	0	0	11	7	18	0	0	0	0	0	1	1	43
6:15 PM	0	0	0	0	14	13	27	0	0	0	0	7	4	11	0	0	0	0	8	6	14	0	0	0	0	3	2	5	57
Total	0	0	0	0	23	22	45	0	0	0	0	11	6	17	0	0	0	0	19	13	32	0	0	0	0	3	3	6	100
Grand Total	0	0	0	0	110	88	198	0	0	0	0	44	59	103	0	0	0	0	121	80	201	0	0	0	0	15	17	32	534
Approach %	0	0	0	0	55.6	44.4		0	0	0	0	42.7	57.3		0	0	0	0	60.2	39.8		0	0	0	0	46.9	53.1		
Total %	0	0	0	0	20.6	16.5	37.1	0	0	0	0	8.24	11	19.3	0	0	0	0	22.7	15	37.6	0	0	0	0	2.81	3.18	5.99	
Exiting Leg Total	198							103							201							32							534

Peak Hour Analysis from 04:30 PM to 06:30 PM begins at:

	Lambert Street							Cambridge Stret							Fulkerson Street							Cambridge Street							Total
	from North							from East							from South							from West							
	Right	Thru	Left	U-Turn	CW-EB	CW-WB	Total	Right	Thru	Left	U-Turn	CW-SB	CW-NB	Total	Right	Thru	Left	U-Turn	CW-WB	CW-EB	Total	Right	Thru	Left	U-Turn	CW-NB	CW-SB	Total	
5:00 PM	0	0	0	0	21	8	29	0	0	0	0	9	6	15	0	0	0	0	18	8	26	0	0	0	0	3	3	6	76
5:15 PM	0	0	0	0	14	21	35	0	0	0	0	6	17	23	0	0	0	0	12	15	27	0	0	0	0	4	2	6	91
5:30 PM	0	0	0	0	17	14	31	0	0	0	0	10	4	14	0	0	0	0	18	9	27	0	0	0	0	2	4	6	78
5:45 PM	0	0	0	0	12	14	26	0	0	0	0	3	13	16	0	0	0	0	20	10	30	0	0	0	0	0	3	3	75
Total Volume	0	0	0	0	64	57	121	0	0	0	0	28	40	68	0	0	0	0	68	42	110	0	0	0	0	9	12	21	320
% Approach Total	0.0	0.0	0.0	0.0	52.9	47.1		0.0	0.0	0.0	0.0	41.2	58.8		0.0	0.0	0.0	0.0	61.8	38.2		0.0	0.0	0.0	0.0	42.9	57.1		
PHF	0.000	0.000	0.000	0.000	0.762	0.679	0.864	0.000	0.000	0.000	0.000	0.700	0.588	0.739	0.000	0.000	0.000	0.000	0.850	0.700	0.917	0.000	0.000	0.000	0.000	0.563	0.750	0.875	0.879
Entering Leg	0	0	0	0	64	57	121	0	0	0	0	28	40	68	0	0	0	0	68	42	110	0	0	0	0	9	12	21	320
Exiting Leg	121							68							110							21							320
Total	242							136							220							42							640

PDI File #: **186556 C**  
 Location: **N: Fulkerson Street S: Fulkerson Street**  
 Location: **E: Charles Street W: Taxi Garage**  
 City, State: **Cambridge, MA**  
 Client: **VHB/ S. Mandzo-Predzic**  
 Site Code: **TBA**  
 Count Date: **Thursday, November 15, 2018**  
 Start Time: **7:30 AM**  
 End Time: **9:30 AM**  
 Class:



46 Morton Street, Framingham, MA 01702  
 Office: 508-875-0100 Fax: 508-875-0118  
 Email: datarequests@pdilic.com

### Cars and Heavy Vehicles (Combined)

	Fulkerson Street					Charles Street					Fulkerson Street					Taxi Garage					Total
	from North					from East					from South					from West					
	Right	Thru	Left	U-Turn	Total	Right	Thru	Left	U-Turn	Total	Right	Thru	Left	U-Turn	Total	Right	Thru	Left	U-Turn	Total	
7:30 AM	0	49	7	0	56	0	0	8	0	8	15	0	0	0	15	0	0	0	0	0	79
7:45 AM	0	46	8	0	54	0	0	9	0	9	21	0	0	0	21	1	0	0	0	1	85
Total	0	95	15	0	110	0	0	17	0	17	36	0	0	0	36	1	0	0	0	1	164
8:00 AM	0	50	8	0	58	0	0	10	0	10	21	0	0	0	21	1	0	0	0	1	90
8:15 AM	0	58	10	0	68	0	0	7	0	7	16	0	0	0	16	0	0	0	0	0	91
8:30 AM	0	55	4	0	59	0	0	10	1	11	19	0	0	0	19	0	0	0	0	0	89
8:45 AM	0	53	6	0	59	0	0	5	0	5	23	0	0	0	23	0	0	0	0	0	87
Total	0	216	28	0	244	0	0	32	1	33	79	0	0	0	79	1	0	0	0	1	357
9:00 AM	0	40	7	0	47	0	0	1	0	1	10	0	0	1	11	0	0	0	0	0	59
9:15 AM	0	49	3	0	52	0	0	5	0	5	13	0	0	1	14	0	0	0	0	0	71
Total	0	89	10	0	99	0	0	6	0	6	23	0	0	2	25	0	0	0	0	0	130
Grand Total	0	400	53	0	453	0	0	55	1	56	138	0	0	2	140	2	0	0	0	2	651
Approach %	0.0	88.3	11.7	0.0		0.0	0.0	98.2	1.8		98.6	0.0	0.0	1.4		100.0	0.0	0.0	0.0		
Total %	0.0	61.4	8.1	0.0	69.6	0.0	0.0	8.4	0.2	8.6	21.2	0.0	0.0	0.3	21.5	0.3	0.0	0.0	0.0	0.3	
Exiting Leg Total	0					192					459					0					651
Cars	0	389	51	0	440	0	0	54	1	55	134	0	0	2	136	1	0	0	0	1	632
% Cars	0.0	97.3	96.2	0.0	97.1	0.0	0.0	98.2	100.0	98.2	97.1	0.0	0.0	100.0	97.1	50.0	0.0	0.0	0.0	50.0	97.1
Exiting Leg Total	0					186					446					0					632
Heavy Vehicles	0	11	2	0	13	0	0	1	0	1	4	0	0	0	4	1	0	0	0	1	19
% Heavy Vehicles	0.0	2.8	3.8	0.0	2.9	0.0	0.0	1.8	0.0	1.8	2.9	0.0	0.0	0.0	2.9	50.0	0.0	0.0	0.0	50.0	2.9
Exiting Leg Total	0					6					13					0					19

### Peak Hour Analysis from 07:30 AM to 09:30 AM begins at:

	Fulkerson Street					Charles Street					Fulkerson Street					Taxi Garage					Total
	from North					from East					from South					from West					
	Right	Thru	Left	U-Turn	Total	Right	Thru	Left	U-Turn	Total	Right	Thru	Left	U-Turn	Total	Right	Thru	Left	U-Turn	Total	
8:00 AM	0	50	8	0	58	0	0	10	0	10	21	0	0	0	21	1	0	0	0	1	90
8:15 AM	0	58	10	0	68	0	0	7	0	7	16	0	0	0	16	0	0	0	0	0	91
8:30 AM	0	55	4	0	59	0	0	10	1	11	19	0	0	0	19	0	0	0	0	0	89
8:45 AM	0	53	6	0	59	0	0	5	0	5	23	0	0	0	23	0	0	0	0	0	87
Total Volume	0	216	28	0	244	0	0	32	1	33	79	0	0	0	79	1	0	0	0	1	357
% Approach Total	0.0	88.5	11.5	0.0		0.0	0.0	97.0	3.0		100.0	0.0	0.0	0.0		100.0	0.0	0.0	0.0		
PHF	0.000	0.931	0.700	0.000	0.897	0.000	0.000	0.800	0.250	0.750	0.859	0.000	0.000	0.000	0.859	0.250	0.000	0.000	0.000	0.250	0.981
Cars	0	207	28	0	235	0	0	32	1	33	77	0	0	0	77	0	0	0	0	0	345
Cars %	0.0	95.8	100.0	0.0	96.3	0.0	0.0	100.0	100.0	100.0	97.5	0.0	0.0	0.0	97.5	0.0	0.0	0.0	0.0	0.0	96.6
Heavy Vehicles	0	9	0	0	9	0	0	0	0	0	2	0	0	0	2	1	0	0	0	1	12
Heavy Vehicles %	0.0	4.2	0.0	0.0	3.7	0.0	0.0	0.0	0.0	0.0	2.5	0.0	0.0	0.0	2.5	100.0	0.0	0.0	0.0	100.0	3.4
Cars Enter Leg	0	207	28	0	235	0	0	32	1	33	77	0	0	0	77	0	0	0	0	0	345
Heavy Enter Leg	0	9	0	0	9	0	0	0	0	0	2	0	0	0	2	1	0	0	0	1	12
Total Entering Leg	0	216	28	0	244	0	0	32	1	33	79	0	0	0	79	1	0	0	0	1	357
Cars Exiting Leg	0					106					239					0					345
Heavy Exiting Leg	0					2					10					0					12
Total Exiting Leg	0					108					249					0					357

PDI File #: 186556 C  
 Location: N: Fulkerson Street S: Fulkerson Street  
 Location: E: Charles Street W: Taxi Garage  
 City, State: Cambridge, MA  
 Client: VHB/ S. Mandzo-Predzic  
 Site Code: TBA  
 Count Date: Thursday, November 15, 2018  
 Start Time: 7:30 AM  
 End Time: 9:30 AM  
 Class:



46 Morton Street, Framingham, MA 01702  
 Office: 508-875-0100 Fax: 508-875-0118  
 Email: datarequests@pdilic.com

**Cars-Combined (Motorcycles, Cars, Light Goods)**

	Fulkerson Street					Charles Street					Fulkerson Street					Taxi Garage					Total
	from North					from East					from South					from West					
	Right	Thru	Left	U-Turn	Total	Right	Thru	Left	U-Turn	Total	Right	Thru	Left	U-Turn	Total	Right	Thru	Left	U-Turn	Total	
7:30 AM	0	48	5	0	53	0	0	8	0	8	15	0	0	0	15	0	0	0	0	0	76
7:45 AM	0	46	8	0	54	0	0	9	0	9	21	0	0	0	21	1	0	0	0	1	85
Total	0	94	13	0	107	0	0	17	0	17	36	0	0	0	36	1	0	0	0	1	161
8:00 AM	0	48	8	0	56	0	0	10	0	10	21	0	0	0	21	0	0	0	0	0	87
8:15 AM	0	56	10	0	66	0	0	7	0	7	16	0	0	0	16	0	0	0	0	0	89
8:30 AM	0	55	4	0	59	0	0	10	1	11	18	0	0	0	18	0	0	0	0	0	88
8:45 AM	0	48	6	0	54	0	0	5	0	5	22	0	0	0	22	0	0	0	0	0	81
Total	0	207	28	0	235	0	0	32	1	33	77	0	0	0	77	0	0	0	0	0	345
9:00 AM	0	40	7	0	47	0	0	1	0	1	8	0	0	1	9	0	0	0	0	0	57
9:15 AM	0	48	3	0	51	0	0	4	0	4	13	0	0	1	14	0	0	0	0	0	69
Total	0	88	10	0	98	0	0	5	0	5	21	0	0	2	23	0	0	0	0	0	126
Grand Total	0	389	51	0	440	0	0	54	1	55	134	0	0	2	136	1	0	0	0	1	632
Approach %	0.0	88.4	11.6	0.0		0.0	0.0	98.2	1.8		98.5	0.0	0.0	1.5		100.0	0.0	0.0	0.0		
Total %	0.0	61.6	8.1	0.0	69.6	0.0	0.0	8.5	0.2	8.7	21.2	0.0	0.0	0.3	21.5	0.2	0.0	0.0	0.0	0.2	
Exiting Leg Total	0					186					446					0					632

Peak Hour Analysis from 07:30 AM to 09:30 AM begins at:

	Fulkerson Street					Charles Street					Fulkerson Street					Taxi Garage					Total
	from North					from East					from South					from West					
	Right	Thru	Left	U-Turn	Total	Right	Thru	Left	U-Turn	Total	Right	Thru	Left	U-Turn	Total	Right	Thru	Left	U-Turn	Total	
7:45 AM	0	46	8	0	54	0	0	9	0	9	21	0	0	0	21	1	0	0	0	1	85
8:00 AM	0	48	8	0	56	0	0	10	0	10	21	0	0	0	21	0	0	0	0	0	87
8:15 AM	0	56	10	0	66	0	0	7	0	7	16	0	0	0	16	0	0	0	0	0	89
8:30 AM	0	55	4	0	59	0	0	10	1	11	18	0	0	0	18	0	0	0	0	0	88
Total Volume	0	205	30	0	235	0	0	36	1	37	76	0	0	0	76	1	0	0	0	1	349
% Approach Total	0.0	87.2	12.8	0.0		0.0	0.0	97.3	2.7		100.0	0.0	0.0	0.0		100.0	0.0	0.0	0.0		
PHF	0.000	0.915	0.750	0.000	0.890	0.000	0.000	0.900	0.250	0.841	0.905	0.000	0.000	0.000	0.905	0.250	0.000	0.000	0.000	0.250	0.980
Entering Leg	0	205	30	0	235	0	0	36	1	37	76	0	0	0	76	1	0	0	0	1	349
Exiting Leg	0					107					242					0					349
Total	235					144					318					1					698

PDI File #: 186556 C  
 Location: N: Fulkerson Street S: Fulkerson Street  
 Location: E: Charles Street W: Taxi Garage  
 City, State: Cambridge, MA  
 Client: VHB/ S. Mandzo-Predzic  
 Site Code: TBA  
 Count Date: Thursday, November 15, 2018  
 Start Time: 7:30 AM  
 End Time: 9:30 AM  
 Class:



46 Morton Street, Framingham, MA 01702  
 Office: 508-875-0100 Fax: 508-875-0118  
 Email: datarequests@pdilic.com

**Heavy Vehicles-Combined (Buses, Single-Unit Trucks, Articulated Trucks)**

	Fulkerson Street					Charles Street					Fulkerson Street					Taxi Garage					Total	
	from North					from East					from South					from West						
	Right	Thru	Left	U-Turn	Total	Right	Thru	Left	U-Turn	Total	Right	Thru	Left	U-Turn	Total	Right	Thru	Left	U-Turn	Total		
7:30 AM	0	1	2	0	3	0	0	0	0	0	0	0	0	0	0	0	0	0	0	0	0	
7:45 AM	0	0	0	0	0	0	0	0	0	0	0	0	0	0	0	0	0	0	0	0	0	
<b>Total</b>	0	1	2	0	3	0	0	0	0	0	0	0	0	0	0	0	0	0	0	0	0	
8:00 AM	0	2	0	0	2	0	0	0	0	0	0	0	0	0	0	1	0	0	0	1	3	
8:15 AM	0	2	0	0	2	0	0	0	0	0	0	0	0	0	0	0	0	0	0	0	2	
8:30 AM	0	0	0	0	0	0	0	0	0	0	1	0	0	0	1	0	0	0	0	0	1	
8:45 AM	0	5	0	0	5	0	0	0	0	0	1	0	0	0	1	0	0	0	0	0	6	
<b>Total</b>	0	9	0	0	9	0	0	0	0	0	2	0	0	0	2	1	0	0	0	1	12	
9:00 AM	0	0	0	0	0	0	0	0	0	0	2	0	0	0	2	0	0	0	0	0	2	
9:15 AM	0	1	0	0	1	0	0	1	0	1	0	0	0	0	0	0	0	0	0	0	2	
<b>Total</b>	0	1	0	0	1	0	0	1	0	1	2	0	0	0	2	0	0	0	0	0	4	
<b>Grand Total</b>	0	11	2	0	13	0	0	1	0	1	4	0	0	0	4	1	0	0	0	1	19	
Approach %	0.0	84.6	15.4	0.0		0.0	0.0	100.0	0.0		100.0	0.0	0.0	0.0		100.0	0.0	0.0	0.0			
Total %	0.0	57.9	10.5	0.0	68.4	0.0	0.0	5.3	0.0	5.3	21.1	0.0	0.0	0.0	21.1	5.3	0.0	0.0	0.0	5.3		
Exiting Leg Total						0					6					13					0	19
Buses	0	2	0	0	2	0	0	0	0	0	0	0	0	0	0	0	0	0	0	0	2	
% Buses	0.0	18.2	0.0	0.0	15.4	0.0	0.0	0.0	0.0	0.0	0.0	0.0	0.0	0.0	0.0	0.0	0.0	0.0	0.0	0.0	10.5	
Exiting Leg Total						0					2					0					0	2
Single-Unit Trucks	0	9	2	0	11	0	0	1	0	1	4	0	0	0	4	1	0	0	0	1	17	
% Single-Unit	0.0	81.8	100.0	0.0	84.6	0.0	0.0	100.0	0.0	100.0	100.0	0.0	0.0	0.0	100.0	100.0	0.0	0.0	0.0	100.0	89.5	
Exiting Leg Total						0					6					11					0	17
Articulated Trucks	0	0	0	0	0	0	0	0	0	0	0	0	0	0	0	0	0	0	0	0	0	
% Articulated	0.0	0.0	0.0	0.0	0.0	0.0	0.0	0.0	0.0	0.0	0.0	0.0	0.0	0.0	0.0	0.0	0.0	0.0	0.0	0.0	0.0	
Exiting Leg Total						0					0					0					0	0

Peak Hour Analysis from 07:30 AM to 09:30 AM begins at:

	Fulkerson Street					Charles Street					Fulkerson Street					Taxi Garage					Total
	from North					from East					from South					from West					
	Right	Thru	Left	U-Turn	Total	Right	Thru	Left	U-Turn	Total	Right	Thru	Left	U-Turn	Total	Right	Thru	Left	U-Turn	Total	
8:00 AM	0	2	0	0	2	0	0	0	0	0	0	0	0	0	0	1	0	0	0	1	3
8:15 AM	0	2	0	0	2	0	0	0	0	0	0	0	0	0	0	0	0	0	0	0	2
8:30 AM	0	0	0	0	0	0	0	0	0	0	1	0	0	0	1	0	0	0	0	0	1
8:45 AM	0	5	0	0	5	0	0	0	0	0	1	0	0	0	1	0	0	0	0	0	6
<b>Total Volume</b>	0	9	0	0	9	0	0	0	0	0	2	0	0	0	2	1	0	0	0	1	12
% Approach Total	0.0	100.0	0.0	0.0		0.0	0.0	0.0	0.0		100.0	0.0	0.0	0.0		100.0	0.0	0.0	0.0		
PHF	0.000	0.450	0.000	0.000	0.450	0.000	0.000	0.000	0.000	0.000	0.500	0.000	0.000	0.000	0.500	0.250	0.000	0.000	0.000	0.250	0.500
Buses	0	2	0	0	2	0	0	0	0	0	0	0	0	0	0	0	0	0	0	0	2
Buses %	0.0	22.2	0.0	0.0	22.2	0.0	0.0	0.0	0.0	0.0	0.0	0.0	0.0	0.0	0.0	0.0	0.0	0.0	0.0	0.0	16.7
Single-Unit Trucks	0	7	0	0	7	0	0	0	0	0	2	0	0	0	2	1	0	0	0	1	10
Single-Unit %	0.0	77.8	0.0	0.0	77.8	0.0	0.0	0.0	0.0	0.0	100.0	0.0	0.0	0.0	100.0	100.0	0.0	0.0	0.0	100.0	83.3
Articulated Trucks	0	0	0	0	0	0	0	0	0	0	0	0	0	0	0	0	0	0	0	0	0
Articulated %	0.0	0.0	0.0	0.0	0.0	0.0	0.0	0.0	0.0	0.0	0.0	0.0	0.0	0.0	0.0	0.0	0.0	0.0	0.0	0.0	0.0
Buses	0	2	0	0	2	0	0	0	0	0	0	0	0	0	0	0	0	0	0	0	2
Single-Unit Trucks	0	7	0	0	7	0	0	0	0	0	2	0	0	0	2	1	0	0	0	1	10
Articulated Trucks	0	0	0	0	0	0	0	0	0	0	0	0	0	0	0	0	0	0	0	0	0
<b>Total Entering Leg</b>	0	9	0	0	9	0	0	0	0	0	2	0	0	0	2	1	0	0	0	1	12
Buses						0					2					0					2
Single-Unit Trucks						0					2					8					10
Articulated Trucks						0					0					0					0
<b>Total Exiting Leg</b>						2					10					0					12

PDI File #: **186556 C**  
 Location: **N: Fulkerson Street S: Fulkerson Street**  
 Location: **E: Charles Street W: Taxi Garage**  
 City, State: **Cambridge, MA**  
 Client: **VHB/ S. Mandzo-Predzic**  
 Site Code: **TBA**  
 Count Date: **Thursday, November 15, 2018**  
 Start Time: **7:30 AM**  
 End Time: **9:30 AM**  
 Class:



46 Morton Street, Framingham, MA 01702  
 Office: 508-875-0100 Fax: 508-875-0118  
 Email: datarequests@pdilic.com

**Cars**

	Fulkerson Street					Charles Street					Fulkerson Street					Taxi Garage					Total
	from North					from East					from South					from West					
	Right	Thru	Left	U-Turn	Total	Right	Thru	Left	U-Turn	Total	Right	Thru	Left	U-Turn	Total	Right	Thru	Left	U-Turn	Total	
7:30 AM	0	44	4	0	48	0	0	7	0	7	14	0	0	0	14	0	0	0	0	0	69
7:45 AM	0	43	8	0	51	0	0	8	0	8	19	0	0	0	19	1	0	0	0	1	79
<b>Total</b>	0	87	12	0	99	0	0	15	0	15	33	0	0	0	33	1	0	0	0	1	148
8:00 AM	0	46	8	0	54	0	0	9	0	9	17	0	0	0	17	0	0	0	0	0	80
8:15 AM	0	53	10	0	63	0	0	6	0	6	14	0	0	0	14	0	0	0	0	0	83
8:30 AM	0	53	4	0	57	0	0	10	1	11	18	0	0	0	18	0	0	0	0	0	86
8:45 AM	0	46	4	0	50	0	0	5	0	5	17	0	0	0	17	0	0	0	0	0	72
<b>Total</b>	0	198	26	0	224	0	0	30	1	31	66	0	0	0	66	0	0	0	0	0	321
9:00 AM	0	35	7	0	42	0	0	1	0	1	8	0	0	1	9	0	0	0	0	0	52
9:15 AM	0	42	3	0	45	0	0	4	0	4	11	0	0	1	12	0	0	0	0	0	61
<b>Total</b>	0	77	10	0	87	0	0	5	0	5	19	0	0	2	21	0	0	0	0	0	113
Grand Total	0	362	48	0	410	0	0	50	1	51	118	0	0	2	120	1	0	0	0	1	582
Approach %	0.0	88.3	11.7	0.0		0.0	0.0	98.0	2.0		98.3	0.0	0.0	1.7		100.0	0.0	0.0	0.0		
Total %	0.0	62.2	8.2	0.0	70.4	0.0	0.0	8.6	0.2	8.8	20.3	0.0	0.0	0.3	20.6	0.2	0.0	0.0	0.0	0.2	
Exiting Leg Total	0					167					415					0					582

Peak Hour Analysis from 07:30 AM to 09:30 AM begins at:

	Fulkerson Street					Charles Street					Fulkerson Street					Taxi Garage					Total
	from North					from East					from South					from West					
	Right	Thru	Left	U-Turn	Total	Right	Thru	Left	U-Turn	Total	Right	Thru	Left	U-Turn	Total	Right	Thru	Left	U-Turn	Total	
7:45 AM	0	43	8	0	51	0	0	8	0	8	19	0	0	0	19	1	0	0	0	1	79
8:00 AM	0	46	8	0	54	0	0	9	0	9	17	0	0	0	17	0	0	0	0	0	80
8:15 AM	0	53	10	0	63	0	0	6	0	6	14	0	0	0	14	0	0	0	0	0	83
8:30 AM	0	53	4	0	57	0	0	10	1	11	18	0	0	0	18	0	0	0	0	0	86
Total Volume	0	195	30	0	225	0	0	33	1	34	68	0	0	0	68	1	0	0	0	1	328
% Approach Total	0.0	86.7	13.3	0.0		0.0	0.0	97.1	2.9		100.0	0.0	0.0	0.0		100.0	0.0	0.0	0.0		
PHF	0.000	0.920	0.750	0.000	0.893	0.000	0.000	0.825	0.250	0.773	0.895	0.000	0.000	0.000	0.895	0.250	0.000	0.000	0.000	0.250	0.953
Entering Leg	0	195	30	0	225	0	0	33	1	34	68	0	0	0	68	1	0	0	0	1	328
Exiting Leg	0					99					229					0					328
<b>Total</b>	225					133					297					1					656

PDI File #: **186556 C**  
 Location: **N: Fulkerson Street S: Fulkerson Street**  
 Location: **E: Charles Street W: Taxi Garage**  
 City, State: **Cambridge, MA**  
 Client: **VHB/ S. Mandzo-Predzic**  
 Site Code: **TBA**  
 Count Date: **Thursday, November 15, 2018**  
 Start Time: **7:30 AM**  
 End Time: **9:30 AM**  
 Class: **Light Goods Vehicle**



46 Morton Street, Framingham, MA 01702  
 Office: 508-875-0100 Fax: 508-875-0118  
 Email: datarequests@pdilic.com

**Light Goods Vehicle**

	Fulkerson Street					Charles Street					Fulkerson Street					Taxi Garage					Total
	from North					from East					from South					from West					
	Right	Thru	Left	U-Turn	Total	Right	Thru	Left	U-Turn	Total	Right	Thru	Left	U-Turn	Total	Right	Thru	Left	U-Turn	Total	
7:30 AM	0	4	1	0	5	0	0	1	0	1	1	0	0	0	1	0	0	0	0	0	7
7:45 AM	0	3	0	0	3	0	0	0	0	0	2	0	0	0	2	0	0	0	0	0	5
<b>Total</b>	<b>0</b>	<b>7</b>	<b>1</b>	<b>0</b>	<b>8</b>	<b>0</b>	<b>0</b>	<b>1</b>	<b>0</b>	<b>1</b>	<b>3</b>	<b>0</b>	<b>0</b>	<b>0</b>	<b>3</b>	<b>0</b>	<b>0</b>	<b>0</b>	<b>0</b>	<b>0</b>	<b>12</b>
8:00 AM	0	1	0	0	1	0	0	1	0	1	4	0	0	0	4	0	0	0	0	0	6
8:15 AM	0	3	0	0	3	0	0	1	0	1	2	0	0	0	2	0	0	0	0	0	6
8:30 AM	0	2	0	0	2	0	0	0	0	0	0	0	0	0	0	0	0	0	0	0	2
8:45 AM	0	2	2	0	4	0	0	0	0	0	5	0	0	0	5	0	0	0	0	0	9
<b>Total</b>	<b>0</b>	<b>8</b>	<b>2</b>	<b>0</b>	<b>10</b>	<b>0</b>	<b>0</b>	<b>2</b>	<b>0</b>	<b>2</b>	<b>11</b>	<b>0</b>	<b>0</b>	<b>0</b>	<b>11</b>	<b>0</b>	<b>0</b>	<b>0</b>	<b>0</b>	<b>0</b>	<b>23</b>
9:00 AM	0	5	0	0	5	0	0	0	0	0	0	0	0	0	0	0	0	0	0	0	5
9:15 AM	0	6	0	0	6	0	0	0	0	0	2	0	0	0	2	0	0	0	0	0	8
<b>Total</b>	<b>0</b>	<b>11</b>	<b>0</b>	<b>0</b>	<b>11</b>	<b>0</b>	<b>0</b>	<b>0</b>	<b>0</b>	<b>0</b>	<b>2</b>	<b>0</b>	<b>0</b>	<b>0</b>	<b>2</b>	<b>0</b>	<b>0</b>	<b>0</b>	<b>0</b>	<b>0</b>	<b>13</b>
Grand Total	0	26	3	0	29	0	0	3	0	3	16	0	0	0	16	0	0	0	0	0	48
Approach %	0.0	89.7	10.3	0.0		0.0	0.0	100.0	0.0		100.0	0.0	0.0	0.0		0.0	0.0	0.0	0.0		
Total %	0.0	54.2	6.3	0.0	60.4	0.0	0.0	6.3	0.0	6.3	33.3	0.0	0.0	0.0	33.3	0.0	0.0	0.0	0.0	0.0	
Exiting Leg Total	0					19					29					0					48

Peak Hour Analysis from 07:30 AM to 09:30 AM begins at:

7:30 AM	Fulkerson Street					Charles Street					Fulkerson Street					Taxi Garage					Total
	from North					from East					from South					from West					
	Right	Thru	Left	U-Turn	Total	Right	Thru	Left	U-Turn	Total	Right	Thru	Left	U-Turn	Total	Right	Thru	Left	U-Turn	Total	
7:30 AM	0	4	1	0	5	0	0	1	0	1	1	0	0	0	1	0	0	0	0	0	7
7:45 AM	0	3	0	0	3	0	0	0	0	0	2	0	0	0	2	0	0	0	0	0	5
8:00 AM	0	1	0	0	1	0	0	1	0	1	4	0	0	0	4	0	0	0	0	0	6
8:15 AM	0	3	0	0	3	0	0	1	0	1	2	0	0	0	2	0	0	0	0	0	6
Total Volume	0	11	1	0	12	0	0	3	0	3	9	0	0	0	9	0	0	0	0	0	24
% Approach Total	0.0	91.7	8.3	0.0		0.0	0.0	100.0	0.0		100.0	0.0	0.0	0.0		0.0	0.0	0.0	0.0		
PHF	0.000	0.688	0.250	0.000	0.600	0.000	0.000	0.750	0.000	0.750	0.563	0.000	0.000	0.000	0.563	0.000	0.000	0.000	0.000	0.000	0.857
Entering Leg	0	11	1	0	12	0	0	3	0	3	9	0	0	0	9	0	0	0	0	0	24
Exiting Leg	0					10					14					0					24
Total	12					13					23					0					48



PDI File #: **186556 C**  
 Location: **N: Fulkerson Street S: Fulkerson Street**  
 Location: **E: Charles Street W: Taxi Garage**  
 City, State: **Cambridge, MA**  
 Client: **VHB/ S. Mandzo-Predzic**  
 Site Code: **TBA**  
 Count Date: **Thursday, November 15, 2018**  
 Start Time: **7:30 AM**  
 End Time: **9:30 AM**  
 Class:



46 Morton Street, Framingham, MA 01702  
 Office: 508-875-0100 Fax: 508-875-0118  
 Email: datarequests@pdillc.com

**Buses**

	Fulkerson Street					Charles Street					Fulkerson Street					Taxi Garage					Total
	from North					from East					from South					from West					
	Right	Thru	Left	U-Turn	Total	Right	Thru	Left	U-Turn	Total	Right	Thru	Left	U-Turn	Total	Right	Thru	Left	U-Turn	Total	
7:30 AM	0	0	0	0	0	0	0	0	0	0	0	0	0	0	0	0	0	0	0	0	0
7:45 AM	0	0	0	0	0	0	0	0	0	0	0	0	0	0	0	0	0	0	0	0	0
Total	0	0	0	0	0	0	0	0	0	0	0	0	0	0	0	0	0	0	0	0	0
8:00 AM	0	1	0	0	1	0	0	0	0	0	0	0	0	0	0	0	0	0	0	0	1
8:15 AM	0	1	0	0	1	0	0	0	0	0	0	0	0	0	0	0	0	0	0	0	1
8:30 AM	0	0	0	0	0	0	0	0	0	0	0	0	0	0	0	0	0	0	0	0	0
8:45 AM	0	0	0	0	0	0	0	0	0	0	0	0	0	0	0	0	0	0	0	0	0
Total	0	2	0	0	2	0	0	0	0	0	0	0	0	0	0	0	0	0	0	0	2
9:00 AM	0	0	0	0	0	0	0	0	0	0	0	0	0	0	0	0	0	0	0	0	0
9:15 AM	0	0	0	0	0	0	0	0	0	0	0	0	0	0	0	0	0	0	0	0	0
Total	0	0	0	0	0	0	0	0	0	0	0	0	0	0	0	0	0	0	0	0	0
Grand Total	0	2	0	0	2	0	0	0	0	0	0	0	0	0	0	0	0	0	0	0	2
Approach %	0.0	100.0	0.0	0.0		0.0	0.0	0.0	0.0		0.0	0.0	0.0	0.0		0.0	0.0	0.0	0.0		
Total %	0.0	100.0	0.0	0.0	100.0	0.0	0.0	0.0	0.0	0.0	0.0	0.0	0.0	0.0	0.0	0.0	0.0	0.0	0.0	0.0	
Exiting Leg Total	0					0					2					0					2

Peak Hour Analysis from 07:30 AM to 09:30 AM begins at:

	Fulkerson Street					Charles Street					Fulkerson Street					Taxi Garage					Total
	from North					from East					from South					from West					
	Right	Thru	Left	U-Turn	Total	Right	Thru	Left	U-Turn	Total	Right	Thru	Left	U-Turn	Total	Right	Thru	Left	U-Turn	Total	
7:30 AM	0	0	0	0	0	0	0	0	0	0	0	0	0	0	0	0	0	0	0	0	0
7:45 AM	0	0	0	0	0	0	0	0	0	0	0	0	0	0	0	0	0	0	0	0	0
8:00 AM	0	1	0	0	1	0	0	0	0	0	0	0	0	0	0	0	0	0	0	0	1
8:15 AM	0	1	0	0	1	0	0	0	0	0	0	0	0	0	0	0	0	0	0	0	1
Total Volume	0	2	0	0	2	0	0	0	0	0	0	0	0	0	0	0	0	0	0	0	2
% Approach Total	0.0	100.0	0.0	0.0		0.0	0.0	0.0	0.0		0.0	0.0	0.0	0.0		0.0	0.0	0.0	0.0		
PHF	0.000	0.500	0.000	0.000	0.500	0.000	0.000	0.000	0.000	0.000	0.000	0.000	0.000	0.000	0.000	0.000	0.000	0.000	0.000	0.000	0.500
Entering Leg	0	2	0	0	2	0	0	0	0	0	0	0	0	0	0	0	0	0	0	0	2
Exiting Leg	0					0					2					0					2
Total	2					0					2					0					4

PDI File #: **186556 C**  
 Location: **N: Fulkerson Street S: Fulkerson Street**  
 Location: **E: Charles Street W: Taxi Garage**  
 City, State: **Cambridge, MA**  
 Client: **VHB/ S. Mandzo-Predzic**  
 Site Code: **TBA**  
 Count Date: **Thursday, November 15, 2018**  
 Start Time: **7:30 AM**  
 End Time: **9:30 AM**  
 Class:



**Single-Unit Trucks**

	Fulkerson Street					Charles Street					Fulkerson Street					Taxi Garage					Total
	from North					from East					from South					from West					
	Right	Thru	Left	U-Turn	Total	Right	Thru	Left	U-Turn	Total	Right	Thru	Left	U-Turn	Total	Right	Thru	Left	U-Turn	Total	
7:30 AM	0	1	2	0	3	0	0	0	0	0	0	0	0	0	0	0	0	0	0	0	3
7:45 AM	0	0	0	0	0	0	0	0	0	0	0	0	0	0	0	0	0	0	0	0	0
<b>Total</b>	0	1	2	0	3	0	0	0	0	0	0	0	0	0	0	0	0	0	0	0	3
8:00 AM	0	1	0	0	1	0	0	0	0	0	0	0	0	0	0	1	0	0	0	1	2
8:15 AM	0	1	0	0	1	0	0	0	0	0	0	0	0	0	0	0	0	0	0	0	1
8:30 AM	0	0	0	0	0	0	0	0	0	0	1	0	0	0	1	0	0	0	0	0	1
8:45 AM	0	5	0	0	5	0	0	0	0	0	1	0	0	0	1	0	0	0	0	0	6
<b>Total</b>	0	7	0	0	7	0	0	0	0	0	2	0	0	0	2	1	0	0	0	1	10
9:00 AM	0	0	0	0	0	0	0	0	0	0	2	0	0	0	2	0	0	0	0	0	2
9:15 AM	0	1	0	0	1	0	0	1	0	1	0	0	0	0	0	0	0	0	0	0	2
<b>Total</b>	0	1	0	0	1	0	0	1	0	1	2	0	0	0	2	0	0	0	0	0	4
<b>Grand Total</b>	0	9	2	0	11	0	0	1	0	1	4	0	0	0	4	1	0	0	0	1	17
Approach %	0.0	81.8	18.2	0.0		0.0	0.0	100.0	0.0		100.0	0.0	0.0	0.0		100.0	0.0	0.0	0.0		
Total %	0.0	52.9	11.8	0.0	64.7	0.0	0.0	5.9	0.0	5.9	23.5	0.0	0.0	0.0	23.5	5.9	0.0	0.0	0.0	5.9	
Exiting Leg Total	0					6					11					0					17

Peak Hour Analysis from 07:30 AM to 09:30 AM begins at:

	Fulkerson Street					Charles Street					Fulkerson Street					Taxi Garage					Total
	from North					from East					from South					from West					
	Right	Thru	Left	U-Turn	Total	Right	Thru	Left	U-Turn	Total	Right	Thru	Left	U-Turn	Total	Right	Thru	Left	U-Turn	Total	
8:30 AM	0	0	0	0	0	0	0	0	0	0	1	0	0	0	1	0	0	0	0	0	1
8:45 AM	0	5	0	0	5	0	0	0	0	0	1	0	0	0	1	0	0	0	0	0	6
9:00 AM	0	0	0	0	0	0	0	0	0	0	2	0	0	0	2	0	0	0	0	0	2
9:15 AM	0	1	0	0	1	0	0	1	0	1	0	0	0	0	0	0	0	0	0	0	2
<b>Total Volume</b>	0	6	0	0	6	0	0	1	0	1	4	0	0	0	4	0	0	0	0	0	11
% Approach Total	0.0	100.0	0.0	0.0		0.0	0.0	100.0	0.0		100.0	0.0	0.0	0.0		0.0	0.0	0.0	0.0		
PHF	0.000	0.300	0.000	0.000	0.300	0.000	0.000	0.250	0.000	0.250	0.500	0.000	0.000	0.000	0.500	0.000	0.000	0.000	0.000	0.000	0.458
Entering Leg	0	6	0	0	6	0	0	1	0	1	4	0	0	0	4	0	0	0	0	0	11
Exiting Leg	0					4					7					0					11
<b>Total</b>	6					5					11					0					22

PDI File #: **186556 C**  
 Location: **N: Fulkerson Street S: Fulkerson Street**  
 Location: **E: Charles Street W: Taxi Garage**  
 City, State: **Cambridge, MA**  
 Client: **VHB/ S. Mandzo-Predzic**  
 Site Code: **TBA**  
 Count Date: **Thursday, November 15, 2018**  
 Start Time: **7:30 AM**  
 End Time: **9:30 AM**  
 Class:



**Articulated Trucks**

	Fulkerson Street					Charles Street					Fulkerson Street					Taxi Garage					Total
	from North					from East					from South					from West					
	Right	Thru	Left	U-Turn	Total	Right	Thru	Left	U-Turn	Total	Right	Thru	Left	U-Turn	Total	Right	Thru	Left	U-Turn	Total	
7:30 AM	0	0	0	0	0	0	0	0	0	0	0	0	0	0	0	0	0	0	0	0	0
7:45 AM	0	0	0	0	0	0	0	0	0	0	0	0	0	0	0	0	0	0	0	0	0
Total	0	0	0	0	0	0	0	0	0	0	0	0	0	0	0	0	0	0	0	0	0
8:00 AM	0	0	0	0	0	0	0	0	0	0	0	0	0	0	0	0	0	0	0	0	0
8:15 AM	0	0	0	0	0	0	0	0	0	0	0	0	0	0	0	0	0	0	0	0	0
8:30 AM	0	0	0	0	0	0	0	0	0	0	0	0	0	0	0	0	0	0	0	0	0
8:45 AM	0	0	0	0	0	0	0	0	0	0	0	0	0	0	0	0	0	0	0	0	0
Total	0	0	0	0	0	0	0	0	0	0	0	0	0	0	0	0	0	0	0	0	0
9:00 AM	0	0	0	0	0	0	0	0	0	0	0	0	0	0	0	0	0	0	0	0	0
9:15 AM	0	0	0	0	0	0	0	0	0	0	0	0	0	0	0	0	0	0	0	0	0
Total	0	0	0	0	0	0	0	0	0	0	0	0	0	0	0	0	0	0	0	0	0
Grand Total	0	0	0	0	0	0	0	0	0	0	0	0	0	0	0	0	0	0	0	0	0
Approach %	0.0	0.0	0.0	0.0		0.0	0.0	0.0	0.0		0.0	0.0	0.0	0.0		0.0	0.0	0.0	0.0		
Total %	0.0	0.0	0.0	0.0	0.0	0.0	0.0	0.0	0.0	0.0	0.0	0.0	0.0	0.0	0.0	0.0	0.0	0.0	0.0	0.0	0.0
Exiting Leg Total	0					0					0					0					0

Peak Hour Analysis from 07:30 AM to 09:30 AM begins at:

	Fulkerson Street					Charles Street					Fulkerson Street					Taxi Garage					Total
	from North					from East					from South					from West					
	Right	Thru	Left	U-Turn	Total	Right	Thru	Left	U-Turn	Total	Right	Thru	Left	U-Turn	Total	Right	Thru	Left	U-Turn	Total	
7:30 AM	0	0	0	0	0	0	0	0	0	0	0	0	0	0	0	0	0	0	0	0	0
7:45 AM	0	0	0	0	0	0	0	0	0	0	0	0	0	0	0	0	0	0	0	0	0
8:00 AM	0	0	0	0	0	0	0	0	0	0	0	0	0	0	0	0	0	0	0	0	0
8:15 AM	0	0	0	0	0	0	0	0	0	0	0	0	0	0	0	0	0	0	0	0	0
Total Volume	0	0	0	0	0	0	0	0	0	0	0	0	0	0	0	0	0	0	0	0	0
% Approach Total	0.0	0.0	0.0	0.0		0.0	0.0	0.0	0.0		0.0	0.0	0.0	0.0		0.0	0.0	0.0	0.0		
PHF	0.000	0.000	0.000	0.000	0.000	0.000	0.000	0.000	0.000	0.000	0.000	0.000	0.000	0.000	0.000	0.000	0.000	0.000	0.000	0.000	0.000
Entering Leg	0	0	0	0	0	0	0	0	0	0	0	0	0	0	0	0	0	0	0	0	0
Exiting Leg	0					0					0					0					0
Total	0					0					0					0					0

PDI File #: 186556 C  
 Location: N: Fulkerson Street S: Fulkerson Street  
 Location: E: Charles Street W: Taxi Garage  
 City, State: Cambridge, MA  
 Client: VHB/ S. Mandzo-Predzic  
 Site Code: TBA  
 Count Date: Thursday, November 15, 2018  
 Start Time: 7:30 AM  
 End Time: 9:30 AM  
 Class:



46 Morton Street, Framingham, MA 01702  
 Office: 508-875-0100 Fax: 508-875-0118  
 Email: datarequests@pdilic.com

**Bicycles (on Roadway and Crosswalks)**

	Fulkerson Street							Charles Street							Fulkerson Street							Taxi Garage							Total
	from North							from East							from South							from West							
	Right	Thru	Left	U-Turn	CW-EB	CW-WB	Total	Right	Thru	Left	U-Turn	CW-SB	CW-NB	Total	Right	Thru	Left	U-Turn	CW-WB	CW-EB	Total	Right	Thru	Left	U-Turn	CW-NB	CW-SB	Total	
7:30 AM	0	2	3	0	0	0	5	0	0	1	0	0	3	4	0	0	0	0	0	0	0	0	0	0	0	0	0	0	9
7:45 AM	0	4	0	0	0	0	4	0	0	0	0	0	0	0	0	0	0	0	0	0	0	0	0	0	0	0	0	0	4
Total	0	6	3	0	0	0	9	0	0	1	0	0	3	4	0	0	0	0	0	0	0	0	0	0	0	0	0	0	13
8:00 AM	0	4	1	0	0	0	5	0	0	0	0	0	0	0	0	0	0	0	0	0	0	0	0	0	0	0	0	0	5
8:15 AM	0	8	0	0	0	0	8	0	0	2	0	0	0	2	0	0	0	0	0	0	0	0	0	0	0	0	0	0	10
8:30 AM	0	9	0	0	0	0	9	0	0	0	0	0	0	0	1	0	0	0	0	0	1	0	0	0	0	0	0	0	10
8:45 AM	0	9	0	0	0	0	9	0	0	2	0	0	0	2	0	0	0	0	0	0	0	0	0	0	0	0	0	0	11
Total	0	30	1	0	0	0	31	0	0	4	0	0	0	4	1	0	0	0	0	0	1	0	0	0	0	0	0	0	36
9:00 AM	0	11	0	0	0	0	11	0	0	0	0	0	0	0	0	1	0	0	0	0	1	0	0	0	0	0	0	0	12
9:15 AM	0	10	0	0	0	0	10	0	0	0	0	0	0	0	0	0	0	0	0	0	0	0	0	0	0	0	0	0	10
Total	0	21	0	0	0	0	21	0	0	0	0	0	0	0	0	1	0	0	0	0	1	0	0	0	0	0	0	0	22
Grand Total	0	57	4	0	0	0	61	0	0	5	0	0	3	8	1	1	0	0	0	0	2	0	0	0	0	0	0	0	71
Approach %	0.0	93.4	6.6	0.0	0.0	0.0		0.0	0.0	62.5	0.0	0.0	37.5		50.0	50.0	0.0	0.0	0.0	0.0		0.0	0.0	0.0	0.0	0.0	0.0		
Total %	0.0	80.3	5.6	0.0	0.0	0.0	85.9	0.0	0.0	7.0	0.0	0.0	4.2	11.3	1.4	1.4	0.0	0.0	0.0	0.0	2.8	0.0	0.0	0.0	0.0	0.0	0.0	0.0	
Exiting Leg Total	1							8							62							0							71

Peak Hour Analysis from 07:30 AM to 09:30 AM begins at:

	Fulkerson Street							Charles Street							Fulkerson Street							Taxi Garage							Total
	from North							from East							from South							from West							
	Right	Thru	Left	U-Turn	CW-EB	CW-WB	Total	Right	Thru	Left	U-Turn	CW-SB	CW-NB	Total	Right	Thru	Left	U-Turn	CW-WB	CW-EB	Total	Right	Thru	Left	U-Turn	CW-NB	CW-SB	Total	
8:15 AM	0	8	0	0	0	0	8	0	0	2	0	0	0	2	0	0	0	0	0	0	0	0	0	0	0	0	0	0	10
8:30 AM	0	9	0	0	0	0	9	0	0	0	0	0	0	0	1	0	0	0	0	0	1	0	0	0	0	0	0	0	10
8:45 AM	0	9	0	0	0	0	9	0	0	2	0	0	0	2	0	0	0	0	0	0	0	0	0	0	0	0	0	0	11
9:00 AM	0	11	0	0	0	0	11	0	0	0	0	0	0	0	0	1	0	0	0	0	1	0	0	0	0	0	0	0	12
Total Volume	0	37	0	0	0	0	37	0	0	4	0	0	0	4	1	1	0	0	0	0	2	0	0	0	0	0	0	0	43
% Approach Total	0.0	100.0	0.0	0.0	0.0	0.0		0.0	0.0	100.0	0.0	0.0	0.0		50.0	50.0	0.0	0.0	0.0	0.0		0.0	0.0	0.0	0.0	0.0	0.0		
PHF	0.000	0.841	0.000	0.000	0.000	0.000	0.841	0.000	0.000	0.500	0.000	0.000	0.500	0.250	0.250	0.000	0.000	0.000	0.500	0.000	0.000	0.000	0.000	0.000	0.000	0.000	0.896		
Entering Leg	0	37	0	0	0	0	37	0	0	4	0	0	0	4	1	1	0	0	0	0	2	0	0	0	0	0	0	0	43
Exiting Leg	1							1							41							0							43
Total	38							5							43							0							86

PDI File #: 186556 C  
 Location: N: Fulkerson Street S: Fulkerson Street  
 Location: E: Charles Street W: Taxi Garage  
 City, State: Cambridge, MA  
 Client: VHB/ S. Mandzo-Predzic  
 Site Code: TBA  
 Count Date: Thursday, November 15, 2018  
 Start Time: 7:30 AM  
 End Time: 9:30 AM  
 Class:



46 Morton Street, Framingham, MA 01702  
 Office: 508-875-0100 Fax: 508-875-0118  
 Email: datarequests@pdilic.com

**Pedestrians**

	Fulkerson Street							Charles Street							Fulkerson Street							Taxi Garage							Total
	from North							from East							from South							from West							
	Right	Thru	Left	U-Turn	CW-EB	CW-WB	Total	Right	Thru	Left	U-Turn	CW-SB	CW-NB	Total	Right	Thru	Left	U-Turn	CW-WB	CW-EB	Total	Right	Thru	Left	U-Turn	CW-NB	CW-SB	Total	
7:30 AM	0	0	0	0	2	0	2	0	0	0	0	6	2	8	0	0	0	0	1	0	1	0	0	0	0	5	9	14	25
7:45 AM	0	0	0	0	0	0	0	0	0	0	0	8	8	16	0	0	0	0	2	4	6	0	0	0	0	6	8	14	36
Total	0	0	0	0	2	0	2	0	0	0	0	14	10	24	0	0	0	0	3	4	7	0	0	0	0	11	17	28	61
8:00 AM	0	0	0	0	0	0	0	0	0	0	0	3	10	13	0	0	0	0	3	3	6	0	0	0	0	3	11	14	33
8:15 AM	0	0	0	0	0	0	0	0	0	0	0	12	5	17	0	0	0	0	1	0	1	0	0	0	0	5	3	8	26
8:30 AM	0	0	0	0	0	0	0	0	0	0	0	9	13	22	0	0	0	0	0	11	11	0	0	0	0	7	11	18	51
8:45 AM	0	0	0	0	0	0	0	0	0	0	0	16	2	18	0	0	0	0	2	0	2	0	0	0	0	3	15	18	38
Total	0	0	0	0	0	0	0	0	0	0	0	40	30	70	0	0	0	0	6	14	20	0	0	0	0	18	40	58	148
9:00 AM	0	0	0	0	0	0	0	0	0	0	0	9	1	10	0	0	0	0	1	1	2	0	0	0	0	1	8	9	21
9:15 AM	0	0	0	0	0	0	0	0	0	0	0	5	1	6	0	0	0	0	0	0	0	0	0	0	0	0	13	13	19
Total	0	0	0	0	0	0	0	0	0	0	0	14	2	16	0	0	0	0	1	1	2	0	0	0	0	1	21	22	40
Grand Total	0	0	0	0	2	0	2	0	0	0	0	68	42	110	0	0	0	0	10	19	29	0	0	0	0	30	78	108	249
Approach %	0	0	0	0	100	0		0	0	0	0	61.8	38.2		0	0	0	0	34.5	65.5		0	0	0	0	27.8	72.2		
Total %	0	0	0	0	0.8	0	0.8	0	0	0	0	27.3	16.9	44.2	0	0	0	0	4.02	7.63	11.6	0	0	0	0	12	31.3	43.4	
Exiting Leg Total	2							110							29							108							249

Peak Hour Analysis from 07:30 AM to 09:30 AM begins at:

	Fulkerson Street							Charles Street							Fulkerson Street							Taxi Garage							Total
	from North							from East							from South							from West							
	Right	Thru	Left	U-Turn	CW-EB	CW-WB	Total	Right	Thru	Left	U-Turn	CW-SB	CW-NB	Total	Right	Thru	Left	U-Turn	CW-WB	CW-EB	Total	Right	Thru	Left	U-Turn	CW-NB	CW-SB	Total	
8:00 AM	0	0	0	0	0	0	0	0	0	0	0	3	10	13	0	0	0	0	3	3	6	0	0	0	0	3	11	14	33
8:15 AM	0	0	0	0	0	0	0	0	0	0	0	12	5	17	0	0	0	0	1	0	1	0	0	0	0	5	3	8	26
8:30 AM	0	0	0	0	0	0	0	0	0	0	0	9	13	22	0	0	0	0	0	11	11	0	0	0	0	7	11	18	51
8:45 AM	0	0	0	0	0	0	0	0	0	0	0	16	2	18	0	0	0	0	2	0	2	0	0	0	0	3	15	18	38
Total Volume	0	0	0	0	0	0	0	0	0	0	0	40	30	70	0	0	0	0	6	14	20	0	0	0	0	18	40	58	148
% Approach Total	0.0	0.0	0.0	0.0	0.0	0.0		0.0	0.0	0.0	0.0	57.1	42.9		0.0	0.0	0.0	0.0	30.0	70.0		0.0	0.0	0.0	0.0	31.0	69.0		
PHF	0.000	0.000	0.000	0.000	0.000	0.000	0.000	0.000	0.000	0.000	0.000	0.625	0.577	0.795	0.000	0.000	0.000	0.000	0.500	0.318	0.455	0.000	0.000	0.000	0.000	0.643	0.667	0.806	0.725
Entering Leg	0	0	0	0	0	0	0	0	0	0	0	40	30	70	0	0	0	0	6	14	20	0	0	0	0	18	40	58	148
Exiting Leg	0							70							20							58							148
Total	0							140							40							116							296

PDI File #: 186556 CC  
 Location: N: Fulkerson Street S: Fulkerson Street  
 Location: E: Charles Street W: Taxi Garage  
 City, State: Cambridge, MA  
 Client: VHB/ S. Mandzo-Predzic  
 Site Code: TBA  
 Count Date: Thursday, November 15, 2018  
 Start Time: 4:30 PM  
 End Time: 6:30 PM  
 Class:



46 Morton Street, Framingham, MA 01702  
 Office: 508-875-0100 Fax: 508-875-0118  
 Email: datarequests@pdilic.com

**Cars and Heavy Vehicles (Combined)**

	Fulkerson Street					Charles Street					Fulkerson Street					Taxi Garage					Total
	from North					from East					from South					from West					
	Right	Thru	Left	U-Turn	Total	Right	Thru	Left	U-Turn	Total	Right	Thru	Left	U-Turn	Total	Right	Thru	Left	U-Turn	Total	
4:30 PM	0	32	9	0	41	0	0	3	0	3	58	0	0	0	58	0	0	0	0	0	102
4:45 PM	0	14	5	0	19	0	0	3	0	3	63	0	0	0	63	0	0	0	0	0	85
<b>Total</b>	0	46	14	0	60	0	0	6	0	6	121	0	0	0	121	0	0	0	0	0	187
5:00 PM	0	18	2	0	20	0	0	6	0	6	75	0	0	1	76	0	0	0	0	0	102
5:15 PM	0	22	10	0	32	0	0	1	0	1	84	0	0	0	84	0	0	0	0	0	117
5:30 PM	0	21	8	0	29	0	0	1	0	1	74	0	0	0	74	0	0	0	0	0	104
5:45 PM	0	22	2	0	24	0	0	4	0	4	68	0	0	0	68	0	0	0	0	0	96
<b>Total</b>	0	83	22	0	105	0	0	12	0	12	301	0	0	1	302	0	0	0	0	0	419
6:00 PM	0	39	11	0	50	0	0	2	0	2	56	0	0	1	57	0	0	0	0	0	109
6:15 PM	0	23	2	0	25	0	0	6	0	6	38	0	0	0	38	0	0	0	0	0	69
<b>Total</b>	0	62	13	0	75	0	0	8	0	8	94	0	0	1	95	0	0	0	0	0	178
Grand Total	0	191	49	0	240	0	0	26	0	26	516	0	0	2	518	0	0	0	0	0	784
Approach %	0.0	79.6	20.4	0.0		0.0	0.0	100.0	0.0		99.6	0.0	0.0	0.4		0.0	0.0	0.0	0.0		
Total %	0.0	24.4	6.3	0.0	30.6	0.0	0.0	3.3	0.0	3.3	65.8	0.0	0.0	0.3	66.1	0.0	0.0	0.0	0.0	0.0	
Exiting Leg Total	0					565					219					0					784
Cars	0	188	49	0	237	0	0	26	0	26	514	0	0	2	516	0	0	0	0	0	779
% Cars	0.0	98.4	100.0	0.0	98.8	0.0	0.0	100.0	0.0	100.0	99.6	0.0	0.0	100.0	99.6	0.0	0.0	0.0	0.0	0.0	99.4
Exiting Leg Total	0					563					216					0					779
Heavy Vehicles	0	3	0	0	3	0	0	0	0	0	2	0	0	0	2	0	0	0	0	0	5
% Heavy Vehicles	0.0	1.6	0.0	0.0	1.3	0.0	0.0	0.0	0.0	0.0	0.4	0.0	0.0	0.0	0.4	0.0	0.0	0.0	0.0	0.0	0.6
Exiting Leg Total	0					2					3					0					5

Peak Hour Analysis from 04:30 PM to 06:30 PM begins at:

	Fulkerson Street					Charles Street					Fulkerson Street					Taxi Garage					Total
	from North					from East					from South					from West					
	Right	Thru	Left	U-Turn	Total	Right	Thru	Left	U-Turn	Total	Right	Thru	Left	U-Turn	Total	Right	Thru	Left	U-Turn	Total	
5:15 PM	0	22	10	0	32	0	0	1	0	1	84	0	0	0	84	0	0	0	0	0	117
5:30 PM	0	21	8	0	29	0	0	1	0	1	74	0	0	0	74	0	0	0	0	0	104
5:45 PM	0	22	2	0	24	0	0	4	0	4	68	0	0	0	68	0	0	0	0	0	96
6:00 PM	0	39	11	0	50	0	0	2	0	2	56	0	0	1	57	0	0	0	0	0	109
<b>Total Volume</b>	0	104	31	0	135	0	0	8	0	8	282	0	0	1	283	0	0	0	0	0	426
% Approach Total	0.0	77.0	23.0	0.0		0.0	0.0	100.0	0.0		99.6	0.0	0.0	0.4		0.0	0.0	0.0	0.0		
PHF	0.000	0.667	0.705	0.000	0.675	0.000	0.000	0.500	0.000	0.500	0.839	0.000	0.000	0.250	0.842	0.000	0.000	0.000	0.000	0.000	0.910
Cars	0	102	31	0	133	0	0	8	0	8	281	0	0	1	282	0	0	0	0	0	423
Cars %	0.0	98.1	100.0	0.0	98.5	0.0	0.0	100.0	0.0	100.0	99.6	0.0	0.0	100.0	99.6	0.0	0.0	0.0	0.0	0.0	99.3
Heavy Vehicles	0	2	0	0	2	0	0	0	0	0	1	0	0	0	1	0	0	0	0	0	3
Heavy Vehicles %	0.0	1.9	0.0	0.0	1.5	0.0	0.0	0.0	0.0	0.0	0.4	0.0	0.0	0.0	0.4	0.0	0.0	0.0	0.0	0.0	0.7
Cars Enter Leg	0	102	31	0	133	0	0	8	0	8	281	0	0	1	282	0	0	0	0	0	423
Heavy Enter Leg	0	2	0	0	2	0	0	0	0	0	1	0	0	0	1	0	0	0	0	0	3
<b>Total Entering Leg</b>	0	104	31	0	135	0	0	8	0	8	282	0	0	1	283	0	0	0	0	0	426
Cars Exiting Leg	0					312					111					0					423
Heavy Exiting Leg	0					1					2					0					3
<b>Total Exiting Leg</b>	0					313					113					0					426

PDI File #: **186556 CC**  
 Location: **N: Fulkerson Street S: Fulkerson Street**  
 Location: **E: Charles Street W: Taxi Garage**  
 City, State: **Cambridge, MA**  
 Client: **VHB/ S. Mandzo-Predzic**  
 Site Code: **TBA**  
 Count Date: **Thursday, November 15, 2018**  
 Start Time: **4:30 PM**  
 End Time: **6:30 PM**  
 Class:



**Cars-Combined (Motorcycles, Cars, Light Goods)**

	Fulkerson Street					Charles Street					Fulkerson Street					Taxi Garage					Total
	from North					from East					from South					from West					
	Right	Thru	Left	U-Turn	Total	Right	Thru	Left	U-Turn	Total	Right	Thru	Left	U-Turn	Total	Right	Thru	Left	U-Turn	Total	
4:30 PM	0	31	9	0	40	0	0	3	0	3	58	0	0	0	58	0	0	0	0	0	101
4:45 PM	0	14	5	0	19	0	0	3	0	3	62	0	0	0	62	0	0	0	0	0	84
<b>Total</b>	0	45	14	0	59	0	0	6	0	6	120	0	0	0	120	0	0	0	0	0	185
5:00 PM	0	18	2	0	20	0	0	6	0	6	75	0	0	1	76	0	0	0	0	0	102
5:15 PM	0	22	10	0	32	0	0	1	0	1	84	0	0	0	84	0	0	0	0	0	117
5:30 PM	0	21	8	0	29	0	0	1	0	1	74	0	0	0	74	0	0	0	0	0	104
5:45 PM	0	20	2	0	22	0	0	4	0	4	67	0	0	0	67	0	0	0	0	0	93
<b>Total</b>	0	81	22	0	103	0	0	12	0	12	300	0	0	1	301	0	0	0	0	0	416
6:00 PM	0	39	11	0	50	0	0	2	0	2	56	0	0	1	57	0	0	0	0	0	109
6:15 PM	0	23	2	0	25	0	0	6	0	6	38	0	0	0	38	0	0	0	0	0	69
<b>Total</b>	0	62	13	0	75	0	0	8	0	8	94	0	0	1	95	0	0	0	0	0	178
Grand Total	0	188	49	0	237	0	0	26	0	26	514	0	0	2	516	0	0	0	0	0	779
Approach %	0.0	79.3	20.7	0.0		0.0	0.0	100.0	0.0		99.6	0.0	0.0	0.4		0.0	0.0	0.0	0.0		
Total %	0.0	24.1	6.3	0.0	30.4	0.0	0.0	3.3	0.0	3.3	66.0	0.0	0.0	0.3	66.2	0.0	0.0	0.0	0.0	0.0	
Exiting Leg Total	0					563					216					0					779

Peak Hour Analysis from 04:30 PM to 06:30 PM begins at:

	Fulkerson Street					Charles Street					Fulkerson Street					Taxi Garage					Total
	from North					from East					from South					from West					
	Right	Thru	Left	U-Turn	Total	Right	Thru	Left	U-Turn	Total	Right	Thru	Left	U-Turn	Total	Right	Thru	Left	U-Turn	Total	
5:15 PM	0	22	10	0	32	0	0	1	0	1	84	0	0	0	84	0	0	0	0	0	117
5:30 PM	0	21	8	0	29	0	0	1	0	1	74	0	0	0	74	0	0	0	0	0	104
5:45 PM	0	20	2	0	22	0	0	4	0	4	67	0	0	0	67	0	0	0	0	0	93
6:00 PM	0	39	11	0	50	0	0	2	0	2	56	0	0	1	57	0	0	0	0	0	109
Total Volume	0	102	31	0	133	0	0	8	0	8	281	0	0	1	282	0	0	0	0	0	423
% Approach Total	0.0	76.7	23.3	0.0		0.0	0.0	100.0	0.0		99.6	0.0	0.0	0.4		0.0	0.0	0.0	0.0		
PHF	0.000	0.654	0.705	0.000	0.665	0.000	0.000	0.500	0.000	0.500	0.836	0.000	0.000	0.250	0.839	0.000	0.000	0.000	0.000	0.000	0.904
Entering Leg	0	102	31	0	133	0	0	8	0	8	281	0	0	1	282	0	0	0	0	0	423
Exiting Leg	0					312					111					0					423
<b>Total</b>	133					320					393					0					846

PDI File #: 186556 CC  
 Location: N: Fulkerson Street S: Fulkerson Street  
 Location: E: Charles Street W: Taxi Garage  
 City, State: Cambridge, MA  
 Client: VHB/ S. Mandzo-Predzic  
 Site Code: TBA  
 Count Date: Thursday, November 15, 2018  
 Start Time: 4:30 PM  
 End Time: 6:30 PM  
 Class: Heavy Vehicles-Combined (Buses, Single-Unit Trucks, Articulated Trucks)



	Fulkerson Street					Charles Street					Fulkerson Street					Taxi Garage					Total
	from North					from East					from South					from West					
	Right	Thru	Left	U-Turn	Total	Right	Thru	Left	U-Turn	Total	Right	Thru	Left	U-Turn	Total	Right	Thru	Left	U-Turn	Total	
4:30 PM	0	1	0	0	1	0	0	0	0	0	0	0	0	0	0	0	0	0	0	0	1
4:45 PM	0	0	0	0	0	0	0	0	0	0	1	0	0	0	1	0	0	0	0	0	1
Total	0	1	0	0	1	0	0	0	0	0	1	0	0	0	1	0	0	0	0	0	2
5:00 PM	0	0	0	0	0	0	0	0	0	0	0	0	0	0	0	0	0	0	0	0	0
5:15 PM	0	0	0	0	0	0	0	0	0	0	0	0	0	0	0	0	0	0	0	0	0
5:30 PM	0	0	0	0	0	0	0	0	0	0	0	0	0	0	0	0	0	0	0	0	0
5:45 PM	0	2	0	0	2	0	0	0	0	0	1	0	0	0	1	0	0	0	0	0	3
Total	0	2	0	0	2	0	0	0	0	0	1	0	0	0	1	0	0	0	0	0	3
6:00 PM	0	0	0	0	0	0	0	0	0	0	0	0	0	0	0	0	0	0	0	0	0
6:15 PM	0	0	0	0	0	0	0	0	0	0	0	0	0	0	0	0	0	0	0	0	0
Total	0	0	0	0	0	0	0	0	0	0	0	0	0	0	0	0	0	0	0	0	0
Grand Total	0	3	0	0	3	0	0	0	0	0	2	0	0	0	2	0	0	0	0	0	5
Approach %	0.0	100.0	0.0	0.0		0.0	0.0	0.0	0.0		100.0	0.0	0.0	0.0		0.0	0.0	0.0	0.0		
Total %	0.0	60.0	0.0	0.0	60.0	0.0	0.0	0.0	0.0	0.0	40.0	0.0	0.0	0.0	40.0	0.0	0.0	0.0	0.0	0.0	
Exiting Leg Total	0					2					3					0					5
Buses	0	0	0	0	0	0	0	0	0	0	1	0	0	0	1	0	0	0	0	0	1
% Buses	0.0	0.0	0.0	0.0	0.0	0.0	0.0	0.0	0.0	0.0	50.0	0.0	0.0	0.0	50.0	0.0	0.0	0.0	0.0	0.0	20.0
Exiting Leg Total	0					1					0					0					1
Single-Unit Trucks	0	3	0	0	3	0	0	0	0	0	1	0	0	0	1	0	0	0	0	0	4
% Single-Unit	0.0	100.0	0.0	0.0	100.0	0.0	0.0	0.0	0.0	0.0	50.0	0.0	0.0	0.0	50.0	0.0	0.0	0.0	0.0	0.0	80.0
Exiting Leg Total	0					1					3					0					4
Articulated Trucks	0	0	0	0	0	0	0	0	0	0	0	0	0	0	0	0	0	0	0	0	0
% Articulated	0.0	0.0	0.0	0.0	0.0	0.0	0.0	0.0	0.0	0.0	0.0	0.0	0.0	0.0	0.0	0.0	0.0	0.0	0.0	0.0	0.0
Exiting Leg Total	0					0					0					0					0

Peak Hour Analysis from 04:30 PM to 06:30 PM begins at:

	Fulkerson Street					Charles Street					Fulkerson Street					Taxi Garage					Total
	from North					from East					from South					from West					
	Right	Thru	Left	U-Turn	Total	Right	Thru	Left	U-Turn	Total	Right	Thru	Left	U-Turn	Total	Right	Thru	Left	U-Turn	Total	
5:00 PM	0	0	0	0	0	0	0	0	0	0	0	0	0	0	0	0	0	0	0	0	0
5:15 PM	0	0	0	0	0	0	0	0	0	0	0	0	0	0	0	0	0	0	0	0	0
5:30 PM	0	0	0	0	0	0	0	0	0	0	0	0	0	0	0	0	0	0	0	0	0
5:45 PM	0	2	0	0	2	0	0	0	0	0	1	0	0	0	1	0	0	0	0	0	3
Total Volume	0	2	0	0	2	0	0	0	0	0	1	0	0	0	1	0	0	0	0	0	3
% Approach Total	0.0	100.0	0.0	0.0		0.0	0.0	0.0	0.0		100.0	0.0	0.0	0.0		0.0	0.0	0.0	0.0		
PHF	0.000	0.250	0.000	0.000	0.250	0.000	0.000	0.000	0.000	0.000	0.250	0.000	0.000	0.000	0.250	0.000	0.000	0.000	0.000	0.000	0.250
Buses	0	0	0	0	0	0	0	0	0	0	1	0	0	0	1	0	0	0	0	0	1
Buses %	0.0	0.0	0.0	0.0	0.0	0.0	0.0	0.0	0.0	0.0	100.0	0.0	0.0	0.0	100.0	0.0	0.0	0.0	0.0	0.0	33.3
Single-Unit Trucks	0	2	0	0	2	0	0	0	0	0	0	0	0	0	0	0	0	0	0	0	2
Single-Unit %	0.0	100.0	0.0	0.0	100.0	0.0	0.0	0.0	0.0	0.0	0.0	0.0	0.0	0.0	0.0	0.0	0.0	0.0	0.0	0.0	66.7
Articulated Trucks	0	0	0	0	0	0	0	0	0	0	0	0	0	0	0	0	0	0	0	0	0
Articulated %	0.0	0.0	0.0	0.0	0.0	0.0	0.0	0.0	0.0	0.0	0.0	0.0	0.0	0.0	0.0	0.0	0.0	0.0	0.0	0.0	0.0
Buses	0	0	0	0	0	0	0	0	0	0	1	0	0	0	1	0	0	0	0	0	1
Single-Unit Trucks	0	2	0	0	2	0	0	0	0	0	0	0	0	0	0	0	0	0	0	0	2
Articulated Trucks	0	0	0	0	0	0	0	0	0	0	0	0	0	0	0	0	0	0	0	0	0
Total Entering Leg	0	2	0	0	2	0	0	0	0	0	1	0	0	0	1	0	0	0	0	0	3
Buses	0					0					1					0					1
Single-Unit Trucks	0					0					0					0					2
Articulated Trucks	0					0					0					0					0
Total Exiting Leg	0					1					2					0					3



PDI File #: **186556 CC**  
 Location: **N: Fulkerson Street S: Fulkerson Street**  
 Location: **E: Charles Street W: Taxi Garage**  
 City, State: **Cambridge, MA**  
 Client: **VHB/ S. Mandzo-Predzic**  
 Site Code: **TBA**  
 Count Date: **Thursday, November 15, 2018**  
 Start Time: **4:30 PM**  
 End Time: **6:30 PM**  
 Class:



46 Morton Street, Framingham, MA 01702  
 Office: 508-875-0100 Fax: 508-875-0118  
 Email: datarequests@pdilic.com

**Cars**

	Fulkerson Street					Charles Street					Fulkerson Street					Taxi Garage					Total
	from North					from East					from South					from West					
	Right	Thru	Left	U-Turn	Total	Right	Thru	Left	U-Turn	Total	Right	Thru	Left	U-Turn	Total	Right	Thru	Left	U-Turn	Total	
4:30 PM	0	30	9	0	39	0	0	2	0	2	58	0	0	0	58	0	0	0	0	0	99
4:45 PM	0	14	5	0	19	0	0	3	0	3	61	0	0	0	61	0	0	0	0	0	83
<b>Total</b>	0	44	14	0	58	0	0	5	0	5	119	0	0	0	119	0	0	0	0	0	182
5:00 PM	0	17	2	0	19	0	0	5	0	5	73	0	0	0	73	0	0	0	0	0	97
5:15 PM	0	21	9	0	30	0	0	1	0	1	82	0	0	0	82	0	0	0	0	0	113
5:30 PM	0	21	8	0	29	0	0	1	0	1	71	0	0	0	71	0	0	0	0	0	101
5:45 PM	0	18	2	0	20	0	0	4	0	4	66	0	0	0	66	0	0	0	0	0	90
<b>Total</b>	0	77	21	0	98	0	0	11	0	11	292	0	0	0	292	0	0	0	0	0	401
6:00 PM	0	39	11	0	50	0	0	2	0	2	55	0	0	1	56	0	0	0	0	0	108
6:15 PM	0	23	2	0	25	0	0	6	0	6	38	0	0	0	38	0	0	0	0	0	69
<b>Total</b>	0	62	13	0	75	0	0	8	0	8	93	0	0	1	94	0	0	0	0	0	177
Grand Total	0	183	48	0	231	0	0	24	0	24	504	0	0	1	505	0	0	0	0	0	760
Approach %	0.0	79.2	20.8	0.0		0.0	0.0	100.0	0.0		99.8	0.0	0.0	0.2		0.0	0.0	0.0	0.0		
Total %	0.0	24.1	6.3	0.0	30.4	0.0	0.0	3.2	0.0	3.2	66.3	0.0	0.0	0.1	66.4	0.0	0.0	0.0	0.0	0.0	
Exiting Leg Total	0					552					208					0					760

Peak Hour Analysis from 04:30 PM to 06:30 PM begins at:

	Fulkerson Street					Charles Street					Fulkerson Street					Taxi Garage					Total
	from North					from East					from South					from West					
	Right	Thru	Left	U-Turn	Total	Right	Thru	Left	U-Turn	Total	Right	Thru	Left	U-Turn	Total	Right	Thru	Left	U-Turn	Total	
5:15 PM	0	21	9	0	30	0	0	1	0	1	82	0	0	0	82	0	0	0	0	0	113
5:30 PM	0	21	8	0	29	0	0	1	0	1	71	0	0	0	71	0	0	0	0	0	101
5:45 PM	0	18	2	0	20	0	0	4	0	4	66	0	0	0	66	0	0	0	0	0	90
6:00 PM	0	39	11	0	50	0	0	2	0	2	55	0	0	1	56	0	0	0	0	0	108
Total Volume	0	99	30	0	129	0	0	8	0	8	274	0	0	1	275	0	0	0	0	0	412
% Approach Total	0.0	76.7	23.3	0.0		0.0	0.0	100.0	0.0		99.6	0.0	0.0	0.4		0.0	0.0	0.0	0.0		
PHF	0.000	0.635	0.682	0.000	0.645	0.000	0.000	0.500	0.000	0.500	0.835	0.000	0.000	0.250	0.838	0.000	0.000	0.000	0.000	0.000	0.912
Entering Leg	0	99	30	0	129	0	0	8	0	8	274	0	0	1	275	0	0	0	0	0	412
Exiting Leg	0					304					108					0					412
<b>Total</b>	129					312					383					0					824

PDI File #: **186556 CC**  
 Location: **N: Fulkerson Street S: Fulkerson Street**  
 Location: **E: Charles Street W: Taxi Garage**  
 City, State: **Cambridge, MA**  
 Client: **VHB/ S. Mandzo-Predzic**  
 Site Code: **TBA**  
 Count Date: **Thursday, November 15, 2018**  
 Start Time: **4:30 PM**  
 End Time: **6:30 PM**  
 Class:



46 Morton Street, Framingham, MA 01702  
 Office: 508-875-0100 Fax: 508-875-0118  
 Email: datarequests@pdilic.com

**Light Goods Vehicle**

	Fulkerson Street					Charles Street					Fulkerson Street					Taxi Garage					Total
	from North					from East					from South					from West					
	Right	Thru	Left	U-Turn	Total	Right	Thru	Left	U-Turn	Total	Right	Thru	Left	U-Turn	Total	Right	Thru	Left	U-Turn	Total	
4:30 PM	0	1	0	0	1	0	0	1	0	1	0	0	0	0	0	0	0	0	0	0	2
4:45 PM	0	0	0	0	0	0	0	0	0	0	1	0	0	0	1	0	0	0	0	0	1
<b>Total</b>	0	1	0	0	1	0	0	1	0	1	1	0	0	0	1	0	0	0	0	0	3
5:00 PM	0	1	0	0	1	0	0	1	0	1	2	0	0	0	2	0	0	0	0	0	4
5:15 PM	0	1	1	0	2	0	0	0	0	0	2	0	0	0	2	0	0	0	0	0	4
5:30 PM	0	0	0	0	0	0	0	0	0	0	3	0	0	0	3	0	0	0	0	0	3
5:45 PM	0	2	0	0	2	0	0	0	0	0	1	0	0	0	1	0	0	0	0	0	3
<b>Total</b>	0	4	1	0	5	0	0	1	0	1	8	0	0	0	8	0	0	0	0	0	14
6:00 PM	0	0	0	0	0	0	0	0	0	0	1	0	0	0	1	0	0	0	0	0	1
6:15 PM	0	0	0	0	0	0	0	0	0	0	0	0	0	0	0	0	0	0	0	0	0
<b>Total</b>	0	0	0	0	0	0	0	0	0	0	1	0	0	0	1	0	0	0	0	0	1
<b>Grand Total</b>	0	5	1	0	6	0	0	2	0	2	10	0	0	0	10	0	0	0	0	0	18
Approach %	0.0	83.3	16.7	0.0		0.0	0.0	100.0	0.0		100.0	0.0	0.0	0.0		0.0	0.0	0.0	0.0		
Total %	0.0	27.8	5.6	0.0	33.3	0.0	0.0	11.1	0.0	11.1	55.6	0.0	0.0	0.0	55.6	0.0	0.0	0.0	0.0	0.0	
Exiting Leg Total	0					11					7					0					18

Peak Hour Analysis from 04:30 PM to 06:30 PM begins at:

	Fulkerson Street					Charles Street					Fulkerson Street					Taxi Garage					Total
	from North					from East					from South					from West					
	Right	Thru	Left	U-Turn	Total	Right	Thru	Left	U-Turn	Total	Right	Thru	Left	U-Turn	Total	Right	Thru	Left	U-Turn	Total	
5:00 PM	0	1	0	0	1	0	0	1	0	1	2	0	0	0	2	0	0	0	0	0	4
5:15 PM	0	1	1	0	2	0	0	0	0	0	2	0	0	0	2	0	0	0	0	0	4
5:30 PM	0	0	0	0	0	0	0	0	0	0	3	0	0	0	3	0	0	0	0	0	3
5:45 PM	0	2	0	0	2	0	0	0	0	0	1	0	0	0	1	0	0	0	0	0	3
<b>Total Volume</b>	0	4	1	0	5	0	0	1	0	1	8	0	0	0	8	0	0	0	0	0	14
% Approach Total	0.0	80.0	20.0	0.0		0.0	0.0	100.0	0.0		100.0	0.0	0.0	0.0		0.0	0.0	0.0	0.0		
PHF	0.000	0.500	0.250	0.000	0.625	0.000	0.000	0.250	0.000	0.250	0.667	0.000	0.000	0.000	0.667	0.000	0.000	0.000	0.000	0.000	0.875
Entering Leg	0	4	1	0	5	0	0	1	0	1	8	0	0	0	8	0	0	0	0	0	14
Exiting Leg	0					9					5					0					14
<b>Total</b>	5					10					13					0					28

PDI File #: **186556 CC**  
 Location: **N: Fulkerson Street S: Fulkerson Street**  
 Location: **E: Charles Street W: Taxi Garage**  
 City, State: **Cambridge, MA**  
 Client: **VHB/ S. Mandzo-Predzic**  
 Site Code: **TBA**  
 Count Date: **Thursday, November 15, 2018**  
 Start Time: **4:30 PM**  
 End Time: **6:30 PM**  
 Class:



46 Morton Street, Framingham, MA 01702  
 Office: 508-875-0100 Fax: 508-875-0118  
 Email: datarequests@pdillc.com

**Buses**

	Fulkerson Street					Charles Street					Fulkerson Street					Taxi Garage					Total
	from North					from East					from South					from West					
	Right	Thru	Left	U-Turn	Total	Right	Thru	Left	U-Turn	Total	Right	Thru	Left	U-Turn	Total	Right	Thru	Left	U-Turn	Total	
4:30 PM	0	0	0	0	0	0	0	0	0	0	0	0	0	0	0	0	0	0	0	0	0
4:45 PM	0	0	0	0	0	0	0	0	0	0	0	0	0	0	0	0	0	0	0	0	0
Total	0	0	0	0	0	0	0	0	0	0	0	0	0	0	0	0	0	0	0	0	0
5:00 PM	0	0	0	0	0	0	0	0	0	0	0	0	0	0	0	0	0	0	0	0	0
5:15 PM	0	0	0	0	0	0	0	0	0	0	0	0	0	0	0	0	0	0	0	0	0
5:30 PM	0	0	0	0	0	0	0	0	0	0	0	0	0	0	0	0	0	0	0	0	0
5:45 PM	0	0	0	0	0	0	0	0	0	0	1	0	0	0	1	0	0	0	0	0	1
Total	0	0	0	0	0	0	0	0	0	0	1	0	0	0	1	0	0	0	0	0	1
6:00 PM	0	0	0	0	0	0	0	0	0	0	0	0	0	0	0	0	0	0	0	0	0
6:15 PM	0	0	0	0	0	0	0	0	0	0	0	0	0	0	0	0	0	0	0	0	0
Total	0	0	0	0	0	0	0	0	0	0	0	0	0	0	0	0	0	0	0	0	0
Grand Total	0	0	0	0	0	0	0	0	0	0	1	0	0	0	1	0	0	0	0	0	1
Approach %	0.0	0.0	0.0	0.0		0.0	0.0	0.0	0.0		100.0	0.0	0.0	0.0		0.0	0.0	0.0	0.0		
Total %	0.0	0.0	0.0	0.0	0.0	0.0	0.0	0.0	0.0	0.0	100.0	0.0	0.0	0.0	100.0	0.0	0.0	0.0	0.0	0.0	
Exiting Leg Total	0					1					0					0					1

Peak Hour Analysis from 04:30 PM to 06:30 PM begins at:

	Fulkerson Street					Charles Street					Fulkerson Street					Taxi Garage					Total
	from North					from East					from South					from West					
	Right	Thru	Left	U-Turn	Total	Right	Thru	Left	U-Turn	Total	Right	Thru	Left	U-Turn	Total	Right	Thru	Left	U-Turn	Total	
5:00 PM	0	0	0	0	0	0	0	0	0	0	0	0	0	0	0	0	0	0	0	0	0
5:15 PM	0	0	0	0	0	0	0	0	0	0	0	0	0	0	0	0	0	0	0	0	0
5:30 PM	0	0	0	0	0	0	0	0	0	0	0	0	0	0	0	0	0	0	0	0	0
5:45 PM	0	0	0	0	0	0	0	0	0	0	1	0	0	0	1	0	0	0	0	0	1
Total Volume	0	0	0	0	0	0	0	0	0	0	1	0	0	0	1	0	0	0	0	0	1
% Approach Total	0.0	0.0	0.0	0.0		0.0	0.0	0.0	0.0		100.0	0.0	0.0	0.0		0.0	0.0	0.0	0.0		
PHF	0.000	0.000	0.000	0.000	0.000	0.000	0.000	0.000	0.000	0.000	0.250	0.000	0.000	0.000	0.250	0.000	0.000	0.000	0.000	0.000	0.250
Entering Leg	0	0	0	0	0	0	0	0	0	0	1	0	0	0	1	0	0	0	0	0	1
Exiting Leg	0					1					0					0					1
Total	0					1					1					0					2

PDI File #: **186556 CC**  
 Location: **N: Fulkerson Street S: Fulkerson Street**  
 Location: **E: Charles Street W: Taxi Garage**  
 City, State: **Cambridge, MA**  
 Client: **VHB/ S. Mandzo-Predzic**  
 Site Code: **TBA**  
 Count Date: **Thursday, November 15, 2018**  
 Start Time: **4:30 PM**  
 End Time: **6:30 PM**  
 Class:



46 Morton Street, Framingham, MA 01702  
 Office: 508-875-0100 Fax: 508-875-0118  
 Email: datarequests@pdilic.com

**Single-Unit Trucks**

	Fulkerson Street					Charles Street					Fulkerson Street					Taxi Garage					Total	
	from North					from East					from South					from West						
	Right	Thru	Left	U-Turn	Total	Right	Thru	Left	U-Turn	Total	Right	Thru	Left	U-Turn	Total	Right	Thru	Left	U-Turn	Total		
4:30 PM	0	1	0	0	1	0	0	0	0	0	0	0	0	0	0	0	0	0	0	0	1	
4:45 PM	0	0	0	0	0	0	0	0	0	0	1	0	0	0	1	0	0	0	0	0	1	
<b>Total</b>	0	1	0	0	1	0	0	0	0	0	1	0	0	0	1	0	0	0	0	0	2	
5:00 PM	0	0	0	0	0	0	0	0	0	0	0	0	0	0	0	0	0	0	0	0	0	
5:15 PM	0	0	0	0	0	0	0	0	0	0	0	0	0	0	0	0	0	0	0	0	0	
5:30 PM	0	0	0	0	0	0	0	0	0	0	0	0	0	0	0	0	0	0	0	0	0	
5:45 PM	0	2	0	0	2	0	0	0	0	0	0	0	0	0	0	0	0	0	0	0	2	
<b>Total</b>	0	2	0	0	2	0	0	0	0	0	0	0	0	0	0	0	0	0	0	0	2	
6:00 PM	0	0	0	0	0	0	0	0	0	0	0	0	0	0	0	0	0	0	0	0	0	
6:15 PM	0	0	0	0	0	0	0	0	0	0	0	0	0	0	0	0	0	0	0	0	0	
<b>Total</b>	0	0	0	0	0	0	0	0	0	0	0	0	0	0	0	0	0	0	0	0	0	
<b>Grand Total</b>	0	3	0	0	3	0	0	0	0	0	1	0	0	0	1	0	0	0	0	0	4	
Approach %	0.0	100.0	0.0	0.0		0.0	0.0	0.0	0.0		100.0	0.0	0.0	0.0		0.0	0.0	0.0	0.0			
Total %	0.0	75.0	0.0	0.0	75.0	0.0	0.0	0.0	0.0	0.0	25.0	0.0	0.0	0.0	25.0	0.0	0.0	0.0	0.0	0.0		
Exiting Leg Total						0					1					3					0	4

**Peak Hour Analysis from 04:30 PM to 06:30 PM begins at:**

	Fulkerson Street					Charles Street					Fulkerson Street					Taxi Garage					Total	
	from North					from East					from South					from West						
	Right	Thru	Left	U-Turn	Total	Right	Thru	Left	U-Turn	Total	Right	Thru	Left	U-Turn	Total	Right	Thru	Left	U-Turn	Total		
4:30 PM	0	1	0	0	1	0	0	0	0	0	0	0	0	0	0	0	0	0	0	0	0	
4:45 PM	0	0	0	0	0	0	0	0	0	0	1	0	0	0	1	0	0	0	0	0	1	
5:00 PM	0	0	0	0	0	0	0	0	0	0	0	0	0	0	0	0	0	0	0	0	0	
5:15 PM	0	0	0	0	0	0	0	0	0	0	0	0	0	0	0	0	0	0	0	0	0	
<b>Total Volume</b>	0	1	0	0	1	0	0	0	0	0	1	0	0	0	1	0	0	0	0	0	2	
% Approach Total	0.0	100.0	0.0	0.0		0.0	0.0	0.0	0.0		100.0	0.0	0.0	0.0		0.0	0.0	0.0	0.0			
PHF	0.000	0.250	0.000	0.000	0.250	0.000	0.000	0.000	0.000	0.000	0.250	0.000	0.000	0.000	0.250	0.000	0.000	0.000	0.000	0.000	0.500	
Entering Leg	0	1	0	0	1	0	0	0	0	0	1	0	0	0	1	0	0	0	0	0	2	
Exiting Leg						0					1					1					0	2
<b>Total</b>						1					1					2					0	4

PDI File #: **186556 CC**  
 Location: **N: Fulkerson Street S: Fulkerson Street**  
 Location: **E: Charles Street W: Taxi Garage**  
 City, State: **Cambridge, MA**  
 Client: **VHB/ S. Mandzo-Predzic**  
 Site Code: **TBA**  
 Count Date: **Thursday, November 15, 2018**  
 Start Time: **4:30 PM**  
 End Time: **6:30 PM**  
 Class:



46 Morton Street, Framingham, MA 01702  
 Office: 508-875-0100 Fax: 508-875-0118  
 Email: datarequests@pdilic.com

**Articulated Trucks**

	Fulkerson Street					Charles Street					Fulkerson Street					Taxi Garage					Total
	from North					from East					from South					from West					
	Right	Thru	Left	U-Turn	Total	Right	Thru	Left	U-Turn	Total	Right	Thru	Left	U-Turn	Total	Right	Thru	Left	U-Turn	Total	
4:30 PM	0	0	0	0	0	0	0	0	0	0	0	0	0	0	0	0	0	0	0	0	0
4:45 PM	0	0	0	0	0	0	0	0	0	0	0	0	0	0	0	0	0	0	0	0	0
Total	0	0	0	0	0	0	0	0	0	0	0	0	0	0	0	0	0	0	0	0	0
5:00 PM	0	0	0	0	0	0	0	0	0	0	0	0	0	0	0	0	0	0	0	0	0
5:15 PM	0	0	0	0	0	0	0	0	0	0	0	0	0	0	0	0	0	0	0	0	0
5:30 PM	0	0	0	0	0	0	0	0	0	0	0	0	0	0	0	0	0	0	0	0	0
5:45 PM	0	0	0	0	0	0	0	0	0	0	0	0	0	0	0	0	0	0	0	0	0
Total	0	0	0	0	0	0	0	0	0	0	0	0	0	0	0	0	0	0	0	0	0
6:00 PM	0	0	0	0	0	0	0	0	0	0	0	0	0	0	0	0	0	0	0	0	0
6:15 PM	0	0	0	0	0	0	0	0	0	0	0	0	0	0	0	0	0	0	0	0	0
Total	0	0	0	0	0	0	0	0	0	0	0	0	0	0	0	0	0	0	0	0	0
Grand Total	0	0	0	0	0	0	0	0	0	0	0	0	0	0	0	0	0	0	0	0	0
Approach %	0.0	0.0	0.0	0.0		0.0	0.0	0.0	0.0		0.0	0.0	0.0	0.0		0.0	0.0	0.0	0.0		
Total %	0.0	0.0	0.0	0.0	0.0	0.0	0.0	0.0	0.0	0.0	0.0	0.0	0.0	0.0	0.0	0.0	0.0	0.0	0.0	0.0	0.0
Exiting Leg Total	0					0					0					0					0

Peak Hour Analysis from 04:30 PM to 06:30 PM begins at:

	Fulkerson Street					Charles Street					Fulkerson Street					Taxi Garage					Total
	from North					from East					from South					from West					
	Right	Thru	Left	U-Turn	Total	Right	Thru	Left	U-Turn	Total	Right	Thru	Left	U-Turn	Total	Right	Thru	Left	U-Turn	Total	
4:30 PM	0	0	0	0	0	0	0	0	0	0	0	0	0	0	0	0	0	0	0	0	0
4:45 PM	0	0	0	0	0	0	0	0	0	0	0	0	0	0	0	0	0	0	0	0	0
5:00 PM	0	0	0	0	0	0	0	0	0	0	0	0	0	0	0	0	0	0	0	0	0
5:15 PM	0	0	0	0	0	0	0	0	0	0	0	0	0	0	0	0	0	0	0	0	0
Total Volume	0	0	0	0	0	0	0	0	0	0	0	0	0	0	0	0	0	0	0	0	0
% Approach Total	0.0	0.0	0.0	0.0		0.0	0.0	0.0	0.0		0.0	0.0	0.0	0.0		0.0	0.0	0.0	0.0		
PHF	0.000	0.000	0.000	0.000	0.000	0.000	0.000	0.000	0.000	0.000	0.000	0.000	0.000	0.000	0.000	0.000	0.000	0.000	0.000	0.000	0.000
Entering Leg	0	0	0	0	0	0	0	0	0	0	0	0	0	0	0	0	0	0	0	0	0
Exiting Leg	0					0					0					0					0
Total	0					0					0					0					0



PDI File #: 186556 CC  
 Location: N: Fulkerson Street S: Fulkerson Street  
 Location: E: Charles Street W: Taxi Garage  
 City, State: Cambridge, MA  
 Client: VHB/ S. Mandzo-Predzic  
 Site Code: TBA  
 Count Date: Thursday, November 15, 2018  
 Start Time: 4:30 PM  
 End Time: 6:30 PM  
 Class:



46 Morton Street, Framingham, MA 01702  
 Office: 508-875-0100 Fax: 508-875-0118  
 Email: datarequests@pdilic.com

**Pedestrians**

	Fulkerson Street							Charles Street							Fulkerson Street							Taxi Garage							Total
	from North							from East							from South							from West							
	Right	Thru	Left	U-Turn	CW-EB	CW-WB	Total	Right	Thru	Left	U-Turn	CW-SB	CW-NB	Total	Right	Thru	Left	U-Turn	CW-WB	CW-EB	Total	Right	Thru	Left	U-Turn	CW-NB	CW-SB	Total	
4:30 PM	0	0	0	0	0	0	0	0	0	0	0	1	7	8	0	0	0	0	0	2	2	0	0	0	0	3	2	5	15
4:45 PM	0	0	0	0	0	0	0	0	0	0	0	0	3	3	0	0	0	0	0	0	0	0	0	0	0	12	0	12	15
Total	0	0	0	0	0	0	0	0	0	0	0	1	10	11	0	0	0	0	0	2	2	0	0	0	0	15	2	17	30
5:00 PM	0	0	0	0	0	0	0	0	0	0	0	5	8	13	0	0	0	0	1	0	1	0	0	0	0	7	1	8	22
5:15 PM	0	0	0	0	0	0	0	0	0	0	0	1	7	8	0	0	0	0	0	0	0	0	0	0	0	8	2	10	18
5:30 PM	0	0	0	0	0	0	0	0	0	0	0	2	10	12	0	0	0	0	0	3	3	0	0	0	0	7	2	9	24
5:45 PM	0	0	0	0	0	0	0	0	0	0	0	3	10	13	0	0	0	0	1	0	1	0	0	0	0	5	0	5	19
Total	0	0	0	0	0	0	0	0	0	0	0	11	35	46	0	0	0	0	2	3	5	0	0	0	0	27	5	32	83
6:00 PM	0	0	0	0	0	0	0	0	0	0	0	2	4	6	0	0	0	0	0	0	0	0	0	0	0	2	1	3	9
6:15 PM	0	0	0	0	0	0	0	0	0	0	0	3	5	8	0	0	0	0	1	2	3	0	0	0	0	5	3	8	19
Total	0	0	0	0	0	0	0	0	0	0	0	5	9	14	0	0	0	0	1	2	3	0	0	0	0	7	4	11	28
Grand Total	0	0	0	0	0	0	0	0	0	0	0	17	54	71	0	0	0	0	3	7	10	0	0	0	0	49	11	60	141
Approach %	0	0	0	0	0	0	0	0	0	0	0	23.9	76.1	0	0	0	0	30	70	0	0	0	0	81.7	18.3				
Total %	0	0	0	0	0	0	0	0	0	0	0	12.1	38.3	50.4	0	0	0	0	2.13	4.96	7.09	0	0	0	0	34.8	7.8	42.6	
Exiting Leg Total	0							71							10							60							141

Peak Hour Analysis from 04:30 PM to 06:30 PM begins at:

	Fulkerson Street							Charles Street							Fulkerson Street							Taxi Garage							Total
	from North							from East							from South							from West							
	Right	Thru	Left	U-Turn	CW-EB	CW-WB	Total	Right	Thru	Left	U-Turn	CW-SB	CW-NB	Total	Right	Thru	Left	U-Turn	CW-WB	CW-EB	Total	Right	Thru	Left	U-Turn	CW-NB	CW-SB	Total	
5:00 PM	0	0	0	0	0	0	0	0	0	0	0	5	8	13	0	0	0	0	1	0	1	0	0	0	0	7	1	8	22
5:15 PM	0	0	0	0	0	0	0	0	0	0	0	1	7	8	0	0	0	0	0	0	0	0	0	0	0	8	2	10	18
5:30 PM	0	0	0	0	0	0	0	0	0	0	0	2	10	12	0	0	0	0	0	3	3	0	0	0	0	7	2	9	24
5:45 PM	0	0	0	0	0	0	0	0	0	0	0	3	10	13	0	0	0	0	1	0	1	0	0	0	0	5	0	5	19
Total Volume	0	0	0	0	0	0	0	0	0	0	0	11	35	46	0	0	0	0	2	3	5	0	0	0	0	27	5	32	83
% Approach Total	0.0	0.0	0.0	0.0	0.0	0.0	0.0	0.0	0.0	0.0	0.0	23.9	76.1	0.0	0.0	0.0	0.0	40.0	60.0	0.0	0.0	0.0	0.0	84.4	15.6				
PHF	0.000	0.000	0.000	0.000	0.000	0.000	0.000	0.000	0.000	0.000	0.000	0.550	0.875	0.885	0.000	0.000	0.000	0.000	0.500	0.250	0.417	0.000	0.000	0.000	0.000	0.844	0.625	0.800	0.865
Entering Leg	0	0	0	0	0	0	0	0	0	0	0	11	35	46	0	0	0	0	2	3	5	0	0	0	0	27	5	32	83
Exiting Leg	0							46							5							32							83
Total	0							92							10							64							166

PDI File #: **186556 D**  
 Location: **N: Fulkerson Street S: Fulkerson Street**  
 Location: **E: Rogers Street W: Construction Site**  
 City, State: **Cambridge, MA**  
 Client: **VHB/ S. Mandzo-Predzic**  
 Site Code: **TBA**  
 Count Date: **Thursday, November 15, 2018**  
 Start Time: **7:30 AM**  
 End Time: **9:30 AM**  
 Class:



**Cars and Heavy Vehicles (Combined)**

	Fulkerson Street					Rogers Street					Fulkerson Street					Construction Site					Total
	from North					from East					from South					from West					
	Right	Thru	Left	U-Turn	Total	Right	Thru	Left	U-Turn	Total	Right	Thru	Left	U-Turn	Total	Right	Thru	Left	U-Turn	Total	
7:30 AM	0	44	4	0	48	1	0	3	0	4	9	20	0	0	29	0	0	0	0	0	81
7:45 AM	0	50	6	0	56	1	0	2	0	3	16	27	0	0	43	0	0	0	0	0	102
<b>Total</b>	<b>0</b>	<b>94</b>	<b>10</b>	<b>0</b>	<b>104</b>	<b>2</b>	<b>0</b>	<b>5</b>	<b>0</b>	<b>7</b>	<b>25</b>	<b>47</b>	<b>0</b>	<b>0</b>	<b>72</b>	<b>0</b>	<b>0</b>	<b>0</b>	<b>0</b>	<b>0</b>	<b>183</b>
8:00 AM	0	43	7	1	51	0	0	1	0	1	6	33	0	0	39	0	0	0	0	0	91
8:15 AM	0	51	8	1	60	2	0	4	0	6	6	24	1	0	31	0	0	0	0	0	97
8:30 AM	0	59	9	0	68	1	0	2	0	3	13	23	0	0	36	0	0	0	0	0	107
8:45 AM	1	45	9	0	55	1	1	7	0	9	13	28	0	0	41	0	1	0	0	1	106
<b>Total</b>	<b>1</b>	<b>198</b>	<b>33</b>	<b>2</b>	<b>234</b>	<b>4</b>	<b>1</b>	<b>14</b>	<b>0</b>	<b>19</b>	<b>38</b>	<b>108</b>	<b>1</b>	<b>0</b>	<b>147</b>	<b>0</b>	<b>1</b>	<b>0</b>	<b>0</b>	<b>1</b>	<b>401</b>
9:00 AM	0	31	5	0	36	2	0	6	0	8	16	19	0	0	35	1	0	0	0	1	80
9:15 AM	0	42	8	0	50	4	0	1	0	5	11	11	0	0	22	0	0	0	0	0	77
<b>Total</b>	<b>0</b>	<b>73</b>	<b>13</b>	<b>0</b>	<b>86</b>	<b>6</b>	<b>0</b>	<b>7</b>	<b>0</b>	<b>13</b>	<b>27</b>	<b>30</b>	<b>0</b>	<b>0</b>	<b>57</b>	<b>1</b>	<b>0</b>	<b>0</b>	<b>0</b>	<b>1</b>	<b>157</b>
Grand Total	1	365	56	2	424	12	1	26	0	39	90	185	1	0	276	1	1	0	0	2	741
Approach %	0.2	86.1	13.2	0.5		30.8	2.6	66.7	0.0		32.6	67.0	0.4	0.0		50.0	50.0	0.0	0.0		
Total %	0.1	49.3	7.6	0.3	57.2	1.6	0.1	3.5	0.0	5.3	12.1	25.0	0.1	0.0	37.2	0.1	0.1	0.0	0.0	0.3	
Exiting Leg Total	199					147					392					3					741
Cars	1	356	50	2	409	12	0	24	0	36	84	179	1	0	264	1	0	0	0	1	710
% Cars	100.0	97.5	89.3	100.0	96.5	100.0	0.0	92.3	0.0	92.3	93.3	96.8	100.0	0.0	95.7	100.0	0.0	0.0	0.0	50.0	95.8
Exiting Leg Total	193					134					381					2					710
Heavy Vehicles	0	9	6	0	15	0	1	2	0	3	6	6	0	0	12	0	1	0	0	1	31
% Heavy Vehicles	0.0	2.5	10.7	0.0	3.5	0.0	100.0	7.7	0.0	7.7	6.7	3.2	0.0	0.0	4.3	0.0	100.0	0.0	0.0	50.0	4.2
Exiting Leg Total	6					13					11					1					31

Peak Hour Analysis from 07:30 AM to 09:30 AM begins at:

	Fulkerson Street					Rogers Street					Fulkerson Street					Construction Site					Total
	from North					from East					from South					from West					
	Right	Thru	Left	U-Turn	Total	Right	Thru	Left	U-Turn	Total	Right	Thru	Left	U-Turn	Total	Right	Thru	Left	U-Turn	Total	
8:00 AM	0	43	7	1	51	0	0	1	0	1	6	33	0	0	39	0	0	0	0	0	91
8:15 AM	0	51	8	1	60	2	0	4	0	6	6	24	1	0	31	0	0	0	0	0	97
8:30 AM	0	59	9	0	68	1	0	2	0	3	13	23	0	0	36	0	0	0	0	0	107
8:45 AM	1	45	9	0	55	1	1	7	0	9	13	28	0	0	41	0	1	0	0	1	106
<b>Total Volume</b>	<b>1</b>	<b>198</b>	<b>33</b>	<b>2</b>	<b>234</b>	<b>4</b>	<b>1</b>	<b>14</b>	<b>0</b>	<b>19</b>	<b>38</b>	<b>108</b>	<b>1</b>	<b>0</b>	<b>147</b>	<b>0</b>	<b>1</b>	<b>0</b>	<b>0</b>	<b>1</b>	<b>401</b>
% Approach Total	0.4	84.6	14.1	0.9		21.1	5.3	73.7	0.0		25.9	73.5	0.7	0.0		0.0	100.0	0.0	0.0		
PHF	0.250	0.839	0.917	0.500	0.860	0.500	0.250	0.500	0.000	0.528	0.731	0.818	0.250	0.000	0.896	0.000	0.250	0.000	0.000	0.250	0.937
Cars	1	192	28	2	223	4	0	13	0	17	34	106	1	0	141	0	0	0	0	0	381
Cars %	100.0	97.0	84.8	100.0	95.3	100.0	0.0	92.9	0.0	89.5	89.5	98.1	100.0	0.0	95.9	0.0	0.0	0.0	0.0	0.0	95.0
Heavy Vehicles	0	6	5	0	11	0	1	1	0	2	4	2	0	0	6	0	1	0	0	1	20
Heavy Vehicles %	0.0	3.0	15.2	0.0	4.7	0.0	100.0	7.1	0.0	10.5	10.5	1.9	0.0	0.0	4.1	0.0	100.0	0.0	0.0	100.0	5.0
Cars Enter Leg	1	192	28	2	223	4	0	13	0	17	34	106	1	0	141	0	0	0	0	0	381
Heavy Enter Leg	0	6	5	0	11	0	1	1	0	2	4	2	0	0	6	0	1	0	0	1	20
<b>Total Entering Leg</b>	<b>1</b>	<b>198</b>	<b>33</b>	<b>2</b>	<b>234</b>	<b>4</b>	<b>1</b>	<b>14</b>	<b>0</b>	<b>19</b>	<b>38</b>	<b>108</b>	<b>1</b>	<b>0</b>	<b>147</b>	<b>0</b>	<b>1</b>	<b>0</b>	<b>0</b>	<b>1</b>	<b>401</b>
Cars Exiting Leg	112					62					205					2					381
Heavy Exiting Leg	2					10					7					1					20
<b>Total Exiting Leg</b>	<b>114</b>					<b>72</b>					<b>212</b>					<b>3</b>					<b>401</b>



PDI File #: **186556 D**  
 Location: **N: Fulkerson Street S: Fulkerson Street**  
 Location: **E: Rogers Street W: Construction Site**  
 City, State: **Cambridge, MA**  
 Client: **VHB/ S. Mandzo-Predzic**  
 Site Code: **TBA**  
 Count Date: **Thursday, November 15, 2018**  
 Start Time: **7:30 AM**  
 End Time: **9:30 AM**  
 Class:



**Cars-Combined (Motorcycles, Cars, Light Goods)**

	Fulkerson Street					Rogers Street					Fulkerson Street					Construction Site					Total
	from North					from East					from South					from West					
	Right	Thru	Left	U-Turn	Total	Right	Thru	Left	U-Turn	Total	Right	Thru	Left	U-Turn	Total	Right	Thru	Left	U-Turn	Total	
7:30 AM	0	43	4	0	47	1	0	3	0	4	9	20	0	0	29	0	0	0	0	0	80
7:45 AM	0	50	6	0	56	1	0	2	0	3	14	27	0	0	41	0	0	0	0	0	100
<b>Total</b>	<b>0</b>	<b>93</b>	<b>10</b>	<b>0</b>	<b>103</b>	<b>2</b>	<b>0</b>	<b>5</b>	<b>0</b>	<b>7</b>	<b>23</b>	<b>47</b>	<b>0</b>	<b>0</b>	<b>70</b>	<b>0</b>	<b>0</b>	<b>0</b>	<b>0</b>	<b>0</b>	<b>180</b>
8:00 AM	0	41	6	1	48	0	0	1	0	1	6	33	0	0	39	0	0	0	0	0	88
8:15 AM	0	50	8	1	59	2	0	3	0	5	6	24	1	0	31	0	0	0	0	0	95
8:30 AM	0	59	6	0	65	1	0	2	0	3	10	22	0	0	32	0	0	0	0	0	100
8:45 AM	1	42	8	0	51	1	0	7	0	8	12	27	0	0	39	0	0	0	0	0	98
<b>Total</b>	<b>1</b>	<b>192</b>	<b>28</b>	<b>2</b>	<b>223</b>	<b>4</b>	<b>0</b>	<b>13</b>	<b>0</b>	<b>17</b>	<b>34</b>	<b>106</b>	<b>1</b>	<b>0</b>	<b>141</b>	<b>0</b>	<b>0</b>	<b>0</b>	<b>0</b>	<b>0</b>	<b>381</b>
9:00 AM	0	31	4	0	35	2	0	5	0	7	16	15	0	0	31	1	0	0	0	1	74
9:15 AM	0	40	8	0	48	4	0	1	0	5	11	11	0	0	22	0	0	0	0	0	75
<b>Total</b>	<b>0</b>	<b>71</b>	<b>12</b>	<b>0</b>	<b>83</b>	<b>6</b>	<b>0</b>	<b>6</b>	<b>0</b>	<b>12</b>	<b>27</b>	<b>26</b>	<b>0</b>	<b>0</b>	<b>53</b>	<b>1</b>	<b>0</b>	<b>0</b>	<b>0</b>	<b>1</b>	<b>149</b>
Grand Total	1	356	50	2	409	12	0	24	0	36	84	179	1	0	264	1	0	0	0	1	710
Approach %	0.2	87.0	12.2	0.5		33.3	0.0	66.7	0.0		31.8	67.8	0.4	0.0		100.0	0.0	0.0	0.0		
Total %	0.1	50.1	7.0	0.3	57.6	1.7	0.0	3.4	0.0	5.1	11.8	25.2	0.1	0.0	37.2	0.1	0.0	0.0	0.0	0.1	
Exiting Leg Total					193					134					381					2	710

Peak Hour Analysis from 07:30 AM to 09:30 AM begins at:

7:45 AM	Fulkerson Street					Rogers Street					Fulkerson Street					Construction Site					Total
	from North					from East					from South					from West					
	Right	Thru	Left	U-Turn	Total	Right	Thru	Left	U-Turn	Total	Right	Thru	Left	U-Turn	Total	Right	Thru	Left	U-Turn	Total	
7:45 AM	0	50	6	0	56	1	0	2	0	3	14	27	0	0	41	0	0	0	0	0	100
8:00 AM	0	41	6	1	48	0	0	1	0	1	6	33	0	0	39	0	0	0	0	0	88
8:15 AM	0	50	8	1	59	2	0	3	0	5	6	24	1	0	31	0	0	0	0	0	95
8:30 AM	0	59	6	0	65	1	0	2	0	3	10	22	0	0	32	0	0	0	0	0	100
Total Volume	0	200	26	2	228	4	0	8	0	12	36	106	1	0	143	0	0	0	0	0	383
% Approach Total	0.0	87.7	11.4	0.9		33.3	0.0	66.7	0.0		25.2	74.1	0.7	0.0		0.0	0.0	0.0	0.0		
PHF	0.000	0.847	0.813	0.500	0.877	0.500	0.000	0.667	0.000	0.600	0.643	0.803	0.250	0.000	0.872	0.000	0.000	0.000	0.000	0.000	0.958
Entering Leg	0	200	26	2	228	4	0	8	0	12	36	106	1	0	143	0	0	0	0	0	383
Exiting Leg					112					62					208					1	383
Total					340					74					351					1	766

PDI File #: **186556 D**  
 Location: **N: Fulkerson Street S: Fulkerson Street**  
 Location: **E: Rogers Street W: Construction Site**  
 City, State: **Cambridge, MA**  
 Client: **VHB/ S. Mandzo-Predzic**  
 Site Code: **TBA**  
 Count Date: **Thursday, November 15, 2018**  
 Start Time: **7:30 AM**  
 End Time: **9:30 AM**  
 Class:



46 Morton Street, Framingham, MA 01702  
 Office: 508-875-0100 Fax: 508-875-0118  
 Email: datarequests@pdilic.com

**Heavy Vehicles-Combined (Buses, Single-Unit Trucks, Articulated Trucks)**

	Fulkerson Street					Rogers Street					Fulkerson Street					Construction Site					Total
	from North					from East					from South					from West					
	Right	Thru	Left	U-Turn	Total	Right	Thru	Left	U-Turn	Total	Right	Thru	Left	U-Turn	Total	Right	Thru	Left	U-Turn	Total	
7:30 AM	0	1	0	0	1	0	0	0	0	0	0	0	0	0	0	0	0	0	0	0	1
7:45 AM	0	0	0	0	0	0	0	0	0	0	2	0	0	0	2	0	0	0	0	0	2
<b>Total</b>	0	1	0	0	1	0	0	0	0	0	2	0	0	0	2	0	0	0	0	0	3
8:00 AM	0	2	1	0	3	0	0	0	0	0	0	0	0	0	0	0	0	0	0	0	3
8:15 AM	0	1	0	0	1	0	0	1	0	1	0	0	0	0	0	0	0	0	0	0	2
8:30 AM	0	0	3	0	3	0	0	0	0	0	3	1	0	0	4	0	0	0	0	0	7
8:45 AM	0	3	1	0	4	0	1	0	0	1	1	1	0	0	2	0	1	0	0	1	8
<b>Total</b>	0	6	5	0	11	0	1	1	0	2	4	2	0	0	6	0	1	0	0	1	20
9:00 AM	0	0	1	0	1	0	0	1	0	1	0	4	0	0	4	0	0	0	0	0	6
9:15 AM	0	2	0	0	2	0	0	0	0	0	0	0	0	0	0	0	0	0	0	0	2
<b>Total</b>	0	2	1	0	3	0	0	1	0	1	0	4	0	0	4	0	0	0	0	0	8
<b>Grand Total</b>	0	9	6	0	15	0	1	2	0	3	6	6	0	0	12	0	1	0	0	1	31
Approach %	0.0	60.0	40.0	0.0		0.0	33.3	66.7	0.0		50.0	50.0	0.0	0.0		0.0	100.0	0.0	0.0		
Total %	0.0	29.0	19.4	0.0	48.4	0.0	3.2	6.5	0.0	9.7	19.4	19.4	0.0	0.0	38.7	0.0	3.2	0.0	0.0	3.2	
Exiting Leg Total	6					13					11					1					31
Buses	0	1	0	0	1	0	0	0	0	0	0	1	0	0	1	0	0	0	0	0	2
% Buses	0.0	11.1	0.0	0.0	6.7	0.0	0.0	0.0	0.0	0.0	0.0	16.7	0.0	0.0	8.3	0.0	0.0	0.0	0.0	0.0	6.5
Exiting Leg Total	1					0					1					0					2
Single-Unit Trucks	0	8	6	0	14	0	1	2	0	3	5	5	0	0	10	0	1	0	0	1	28
% Single-Unit	0.0	88.9	100.0	0.0	93.3	0.0	100.0	100.0	0.0	100.0	83.3	83.3	0.0	0.0	83.3	0.0	100.0	0.0	0.0	100.0	90.3
Exiting Leg Total	5					12					10					1					28
Articulated Trucks	0	0	0	0	0	0	0	0	0	0	1	0	0	0	1	0	0	0	0	0	1
% Articulated	0.0	0.0	0.0	0.0	0.0	0.0	0.0	0.0	0.0	0.0	16.7	0.0	0.0	0.0	8.3	0.0	0.0	0.0	0.0	0.0	3.2
Exiting Leg Total	0					1					0					0					1

**Peak Hour Analysis from 07:30 AM to 09:30 AM begins at:**

	Fulkerson Street					Rogers Street					Fulkerson Street					Construction Site					Total
	from North					from East					from South					from West					
	Right	Thru	Left	U-Turn	Total	Right	Thru	Left	U-Turn	Total	Right	Thru	Left	U-Turn	Total	Right	Thru	Left	U-Turn	Total	
8:15 AM	0	1	0	0	1	0	0	1	0	1	0	0	0	0	0	0	0	0	0	0	2
8:30 AM	0	0	3	0	3	0	0	0	0	0	3	1	0	0	4	0	0	0	0	0	7
8:45 AM	0	3	1	0	4	0	1	0	0	1	1	1	0	0	2	0	1	0	0	1	8
9:00 AM	0	0	1	0	1	0	0	1	0	1	0	4	0	0	4	0	0	0	0	0	6
<b>Total Volume</b>	0	4	5	0	9	0	1	2	0	3	4	6	0	0	10	0	1	0	0	1	23
<b>% Approach Total</b>	0.0	44.4	55.6	0.0		0.0	33.3	66.7	0.0		40.0	60.0	0.0	0.0		0.0	100.0	0.0	0.0		
<b>PHF</b>	0.000	0.333	0.417	0.000	0.563	0.000	0.250	0.500	0.000	0.750	0.333	0.375	0.000	0.000	0.625	0.000	0.250	0.000	0.000	0.250	0.719
Buses	0	0	0	0	0	0	0	0	0	0	0	1	0	0	1	0	0	0	0	0	1
Buses %	0.0	0.0	0.0	0.0	0.0	0.0	0.0	0.0	0.0	0.0	0.0	16.7	0.0	0.0	10.0	0.0	0.0	0.0	0.0	0.0	4.3
Single-Unit Trucks	0	4	5	0	9	0	1	2	0	3	4	5	0	0	9	0	1	0	0	1	22
Single-Unit %	0.0	100.0	100.0	0.0	100.0	0.0	100.0	100.0	0.0	100.0	100.0	83.3	0.0	0.0	90.0	0.0	100.0	0.0	0.0	100.0	95.7
Articulated Trucks	0	0	0	0	0	0	0	0	0	0	0	0	0	0	0	0	0	0	0	0	0
Articulated %	0.0	0.0	0.0	0.0	0.0	0.0	0.0	0.0	0.0	0.0	0.0	0.0	0.0	0.0	0.0	0.0	0.0	0.0	0.0	0.0	0.0
Buses	0	0	0	0	0	0	0	0	0	0	0	1	0	0	1	0	0	0	0	0	1
Single-Unit Trucks	0	4	5	0	9	0	1	2	0	3	4	5	0	0	9	0	1	0	0	1	22
Articulated Trucks	0	0	0	0	0	0	0	0	0	0	0	0	0	0	0	0	0	0	0	0	0
<b>Total Entering Leg</b>	0	4	5	0	9	0	1	2	0	3	4	6	0	0	10	0	1	0	0	1	23
Buses	1					0					0					0					1
Single-Unit Trucks	5					10					6					1					22
Articulated Trucks	0					0					0					0					0
<b>Total Exiting Leg</b>	6					10					6					1					23

PDI File #: **186556 D**  
 Location: **N: Fulkerson Street S: Fulkerson Street**  
 Location: **E: Rogers Street W: Construction Site**  
 City, State: **Cambridge, MA**  
 Client: **VHB/ S. Mandzo-Predzic**  
 Site Code: **TBA**  
 Count Date: **Thursday, November 15, 2018**  
 Start Time: **7:30 AM**  
 End Time: **9:30 AM**  
 Class:



46 Morton Street, Framingham, MA 01702  
 Office: 508-875-0100 Fax: 508-875-0118  
 Email: datarequests@pdilic.com

**Cars**

	Fulkerson Street					Rogers Street					Fulkerson Street					Construction Site					Total
	from North					from East					from South					from West					
	Right	Thru	Left	U-Turn	Total	Right	Thru	Left	U-Turn	Total	Right	Thru	Left	U-Turn	Total	Right	Thru	Left	U-Turn	Total	
7:30 AM	0	39	3	0	42	1	0	2	0	3	9	18	0	0	27	0	0	0	0	0	72
7:45 AM	0	44	6	0	50	1	0	1	0	2	13	24	0	0	37	0	0	0	0	0	89
<b>Total</b>	<b>0</b>	<b>83</b>	<b>9</b>	<b>0</b>	<b>92</b>	<b>2</b>	<b>0</b>	<b>3</b>	<b>0</b>	<b>5</b>	<b>22</b>	<b>42</b>	<b>0</b>	<b>0</b>	<b>64</b>	<b>0</b>	<b>0</b>	<b>0</b>	<b>0</b>	<b>0</b>	<b>161</b>
8:00 AM	0	37	6	1	44	0	0	1	0	1	6	29	0	0	35	0	0	0	0	0	80
8:15 AM	0	47	8	1	56	2	0	2	0	4	6	21	0	0	27	0	0	0	0	0	87
8:30 AM	0	56	6	0	62	1	0	1	0	2	9	21	0	0	30	0	0	0	0	0	94
8:45 AM	1	41	7	0	49	1	0	7	0	8	10	20	0	0	30	0	0	0	0	0	87
<b>Total</b>	<b>1</b>	<b>181</b>	<b>27</b>	<b>2</b>	<b>211</b>	<b>4</b>	<b>0</b>	<b>11</b>	<b>0</b>	<b>15</b>	<b>31</b>	<b>91</b>	<b>0</b>	<b>0</b>	<b>122</b>	<b>0</b>	<b>0</b>	<b>0</b>	<b>0</b>	<b>0</b>	<b>348</b>
9:00 AM	0	26	3	0	29	2	0	3	0	5	16	14	0	0	30	1	0	0	0	1	65
9:15 AM	0	35	7	0	42	3	0	1	0	4	9	10	0	0	19	0	0	0	0	0	65
<b>Total</b>	<b>0</b>	<b>61</b>	<b>10</b>	<b>0</b>	<b>71</b>	<b>5</b>	<b>0</b>	<b>4</b>	<b>0</b>	<b>9</b>	<b>25</b>	<b>24</b>	<b>0</b>	<b>0</b>	<b>49</b>	<b>1</b>	<b>0</b>	<b>0</b>	<b>0</b>	<b>1</b>	<b>130</b>
<b>Grand Total</b>	<b>1</b>	<b>325</b>	<b>46</b>	<b>2</b>	<b>374</b>	<b>11</b>	<b>0</b>	<b>18</b>	<b>0</b>	<b>29</b>	<b>78</b>	<b>157</b>	<b>0</b>	<b>0</b>	<b>235</b>	<b>1</b>	<b>0</b>	<b>0</b>	<b>0</b>	<b>1</b>	<b>639</b>
Approach %	0.3	86.9	12.3	0.5		37.9	0.0	62.1	0.0		33.2	66.8	0.0	0.0		100.0	0.0	0.0	0.0		
Total %	0.2	50.9	7.2	0.3	58.5	1.7	0.0	2.8	0.0	4.5	12.2	24.6	0.0	0.0	36.8	0.2	0.0	0.0	0.0	0.2	
Exiting Leg Total					170					124					344					1	639

Peak Hour Analysis from 07:30 AM to 09:30 AM begins at:

7:45 AM	Fulkerson Street					Rogers Street					Fulkerson Street					Construction Site					Total
	from North					from East					from South					from West					
	Right	Thru	Left	U-Turn	Total	Right	Thru	Left	U-Turn	Total	Right	Thru	Left	U-Turn	Total	Right	Thru	Left	U-Turn	Total	
7:45 AM	0	44	6	0	50	1	0	1	0	2	13	24	0	0	37	0	0	0	0	0	89
8:00 AM	0	37	6	1	44	0	0	1	0	1	6	29	0	0	35	0	0	0	0	0	80
8:15 AM	0	47	8	1	56	2	0	2	0	4	6	21	0	0	27	0	0	0	0	0	87
8:30 AM	0	56	6	0	62	1	0	1	0	2	9	21	0	0	30	0	0	0	0	0	94
Total Volume	0	184	26	2	212	4	0	5	0	9	34	95	0	0	129	0	0	0	0	0	350
% Approach Total	0.0	86.8	12.3	0.9		44.4	0.0	55.6	0.0		26.4	73.6	0.0	0.0		0.0	0.0	0.0	0.0		
PHF	0.000	0.821	0.813	0.500	0.855	0.500	0.000	0.625	0.000	0.563	0.654	0.819	0.000	0.000	0.872	0.000	0.000	0.000	0.000	0.000	0.931
Entering Leg	0	184	26	2	212	4	0	5	0	9	34	95	0	0	129	0	0	0	0	0	350
Exiting Leg					101					60					189					0	350
<b>Total</b>					<b>313</b>					<b>69</b>					<b>318</b>					<b>0</b>	<b>700</b>

PDI File #: **186556 D**  
 Location: **N: Fulkerson Street S: Fulkerson Street**  
 Location: **E: Rogers Street W: Construction Site**  
 City, State: **Cambridge, MA**  
 Client: **VHB/ S. Mandzo-Predzic**  
 Site Code: **TBA**  
 Count Date: **Thursday, November 15, 2018**  
 Start Time: **7:30 AM**  
 End Time: **9:30 AM**  
 Class:



46 Morton Street, Framingham, MA 01702  
 Office: 508-875-0100 Fax: 508-875-0118  
 Email: datarequests@pdilic.com

**Light Goods Vehicle**

	Fulkerson Street					Rogers Street					Fulkerson Street					Construction Site					Total
	from North					from East					from South					from West					
	Right	Thru	Left	U-Turn	Total	Right	Thru	Left	U-Turn	Total	Right	Thru	Left	U-Turn	Total	Right	Thru	Left	U-Turn	Total	
7:30 AM	0	4	1	0	5	0	0	1	0	1	0	2	0	0	2	0	0	0	0	0	8
7:45 AM	0	5	0	0	5	0	0	1	0	1	1	3	0	0	4	0	0	0	0	0	10
<b>Total</b>	0	9	1	0	10	0	0	2	0	2	1	5	0	0	6	0	0	0	0	0	18
8:00 AM	0	3	0	0	3	0	0	0	0	0	0	4	0	0	4	0	0	0	0	0	7
8:15 AM	0	3	0	0	3	0	0	1	0	1	0	3	1	0	4	0	0	0	0	0	8
8:30 AM	0	3	0	0	3	0	0	1	0	1	1	1	0	0	2	0	0	0	0	0	6
8:45 AM	0	1	1	0	2	0	0	0	0	0	2	7	0	0	9	0	0	0	0	0	11
<b>Total</b>	0	10	1	0	11	0	0	2	0	2	3	15	1	0	19	0	0	0	0	0	32
9:00 AM	0	5	1	0	6	0	0	2	0	2	0	1	0	0	1	0	0	0	0	0	9
9:15 AM	0	5	1	0	6	1	0	0	0	1	2	1	0	0	3	0	0	0	0	0	10
<b>Total</b>	0	10	2	0	12	1	0	2	0	3	2	2	0	0	4	0	0	0	0	0	19
<b>Grand Total</b>	0	29	4	0	33	1	0	6	0	7	6	22	1	0	29	0	0	0	0	0	69
Approach %	0.0	87.9	12.1	0.0		14.3	0.0	85.7	0.0		20.7	75.9	3.4	0.0		0.0	0.0	0.0	0.0		
Total %	0.0	42.0	5.8	0.0	47.8	1.4	0.0	8.7	0.0	10.1	8.7	31.9	1.4	0.0	42.0	0.0	0.0	0.0	0.0	0.0	
Exiting Leg Total	23					10					35					1					69

Peak Hour Analysis from 07:30 AM to 09:30 AM begins at:

	Fulkerson Street					Rogers Street					Fulkerson Street					Construction Site					Total
	from North					from East					from South					from West					
	Right	Thru	Left	U-Turn	Total	Right	Thru	Left	U-Turn	Total	Right	Thru	Left	U-Turn	Total	Right	Thru	Left	U-Turn	Total	
8:30 AM	0	3	0	0	3	0	0	1	0	1	1	1	0	0	2	0	0	0	0	0	6
8:45 AM	0	1	1	0	2	0	0	0	0	0	2	7	0	0	9	0	0	0	0	0	11
9:00 AM	0	5	1	0	6	0	0	2	0	2	0	1	0	0	1	0	0	0	0	0	9
9:15 AM	0	5	1	0	6	1	0	0	0	1	2	1	0	0	3	0	0	0	0	0	10
<b>Total Volume</b>	0	14	3	0	17	1	0	3	0	4	5	10	0	0	15	0	0	0	0	0	36
% Approach Total	0.0	82.4	17.6	0.0		25.0	0.0	75.0	0.0		33.3	66.7	0.0	0.0		0.0	0.0	0.0	0.0		
PHF	0.000	0.700	0.750	0.000	0.708	0.250	0.000	0.375	0.000	0.500	0.625	0.357	0.000	0.000	0.417	0.000	0.000	0.000	0.000	0.000	0.818
Entering Leg	0	14	3	0	17	1	0	3	0	4	5	10	0	0	15	0	0	0	0	0	36
Exiting Leg	11					8					17					0					36
<b>Total</b>	28					12					32					0					72

PDI File #: **186556 D**  
 Location: **N: Fulkerson Street S: Fulkerson Street**  
 Location: **E: Rogers Street W: Construction Site**  
 City, State: **Cambridge, MA**  
 Client: **VHB/ S. Mandzo-Predzic**  
 Site Code: **TBA**  
 Count Date: **Thursday, November 15, 2018**  
 Start Time: **7:30 AM**  
 End Time: **9:30 AM**  
 Class:



46 Morton Street, Framingham, MA 01702  
 Office: 508-875-0100 Fax: 508-875-0118  
 Email: datarequests@pdilic.com

**Buses**

	Fulkerson Street					Rogers Street					Fulkerson Street					Construction Site					Total
	from North					from East					from South					from West					
	Right	Thru	Left	U-Turn	Total	Right	Thru	Left	U-Turn	Total	Right	Thru	Left	U-Turn	Total	Right	Thru	Left	U-Turn	Total	
7:30 AM	0	0	0	0	0	0	0	0	0	0	0	0	0	0	0	0	0	0	0	0	0
7:45 AM	0	0	0	0	0	0	0	0	0	0	0	0	0	0	0	0	0	0	0	0	0
Total	0	0	0	0	0	0	0	0	0	0	0	0	0	0	0	0	0	0	0	0	0
8:00 AM	0	1	0	0	1	0	0	0	0	0	0	0	0	0	0	0	0	0	0	0	1
8:15 AM	0	0	0	0	0	0	0	0	0	0	0	0	0	0	0	0	0	0	0	0	0
8:30 AM	0	0	0	0	0	0	0	0	0	0	0	0	0	0	0	0	0	0	0	0	0
8:45 AM	0	0	0	0	0	0	0	0	0	0	0	0	0	0	0	0	0	0	0	0	0
Total	0	1	0	0	1	0	0	0	0	0	0	0	0	0	0	0	0	0	0	0	1
9:00 AM	0	0	0	0	0	0	0	0	0	0	0	1	0	0	1	0	0	0	0	0	1
9:15 AM	0	0	0	0	0	0	0	0	0	0	0	0	0	0	0	0	0	0	0	0	0
Total	0	0	0	0	0	0	0	0	0	0	0	1	0	0	1	0	0	0	0	0	1
Grand Total	0	1	0	0	1	0	0	0	0	0	0	1	0	0	1	0	0	0	0	0	2
Approach %	0.0	100.0	0.0	0.0		0.0	0.0	0.0	0.0		0.0	100.0	0.0	0.0		0.0	0.0	0.0	0.0		
Total %	0.0	50.0	0.0	0.0	50.0	0.0	0.0	0.0	0.0	0.0	0.0	50.0	0.0	0.0	50.0	0.0	0.0	0.0	0.0	0.0	
Exiting Leg Total						1					0					1					0

Peak Hour Analysis from 07:30 AM to 09:30 AM begins at:

	Fulkerson Street					Rogers Street					Fulkerson Street					Construction Site					Total
	from North					from East					from South					from West					
	Right	Thru	Left	U-Turn	Total	Right	Thru	Left	U-Turn	Total	Right	Thru	Left	U-Turn	Total	Right	Thru	Left	U-Turn	Total	
7:30 AM	0	0	0	0	0	0	0	0	0	0	0	0	0	0	0	0	0	0	0	0	0
7:45 AM	0	0	0	0	0	0	0	0	0	0	0	0	0	0	0	0	0	0	0	0	0
8:00 AM	0	1	0	0	1	0	0	0	0	0	0	0	0	0	0	0	0	0	0	0	1
8:15 AM	0	0	0	0	0	0	0	0	0	0	0	0	0	0	0	0	0	0	0	0	0
Total Volume	0	1	0	0	1	0	0	0	0	0	0	0	0	0	0	0	0	0	0	0	1
% Approach Total	0.0	100.0	0.0	0.0		0.0	0.0	0.0	0.0		0.0	0.0	0.0	0.0		0.0	0.0	0.0	0.0		
PHF	0.000	0.250	0.000	0.000	0.250	0.000	0.000	0.000	0.000	0.000	0.000	0.000	0.000	0.000	0.000	0.000	0.000	0.000	0.000	0.000	0.250
Entering Leg	0	1	0	0	1	0	0	0	0	0	0	0	0	0	0	0	0	0	0	0	1
Exiting Leg						0					1					0					
Total						1					0					1					0

PDI File #: **186556 D**  
 Location: **N: Fulkerson Street S: Fulkerson Street**  
 Location: **E: Rogers Street W: Construction Site**  
 City, State: **Cambridge, MA**  
 Client: **VHB/ S. Mandzo-Predzic**  
 Site Code: **TBA**  
 Count Date: **Thursday, November 15, 2018**  
 Start Time: **7:30 AM**  
 End Time: **9:30 AM**  
 Class:



46 Morton Street, Framingham, MA 01702  
 Office: 508-875-0100 Fax: 508-875-0118  
 Email: datarequests@pdilic.com

**Single-Unit Trucks**

	Fulkerson Street					Rogers Street					Fulkerson Street					Construction Site					Total	
	from North					from East					from South					from West						
	Right	Thru	Left	U-Turn	Total	Right	Thru	Left	U-Turn	Total	Right	Thru	Left	U-Turn	Total	Right	Thru	Left	U-Turn	Total		
7:30 AM	0	1	0	0	1	0	0	0	0	0	0	0	0	0	0	0	0	0	0	0	1	
7:45 AM	0	0	0	0	0	0	0	0	0	0	1	0	0	0	1	0	0	0	0	0	1	
<b>Total</b>	0	1	0	0	1	0	0	0	0	0	1	0	0	0	1	0	0	0	0	0	2	
8:00 AM	0	1	1	0	2	0	0	0	0	0	0	0	0	0	0	0	0	0	0	0	2	
8:15 AM	0	1	0	0	1	0	0	1	0	1	0	0	0	0	0	0	0	0	0	0	2	
8:30 AM	0	0	3	0	3	0	0	0	0	0	3	1	0	0	4	0	0	0	0	0	7	
8:45 AM	0	3	1	0	4	0	1	0	0	1	1	1	0	0	2	0	1	0	0	1	8	
<b>Total</b>	0	5	5	0	10	0	1	1	0	2	4	2	0	0	6	0	1	0	0	1	19	
9:00 AM	0	0	1	0	1	0	0	1	0	1	0	3	0	0	3	0	0	0	0	0	5	
9:15 AM	0	2	0	0	2	0	0	0	0	0	0	0	0	0	0	0	0	0	0	0	2	
<b>Total</b>	0	2	1	0	3	0	0	1	0	1	0	3	0	0	3	0	0	0	0	0	7	
<b>Grand Total</b>	0	8	6	0	14	0	1	2	0	3	5	5	0	0	10	0	1	0	0	1	28	
Approach %	0.0	57.1	42.9	0.0		0.0	33.3	66.7	0.0		50.0	50.0	0.0	0.0		0.0	100.0	0.0	0.0			
Total %	0.0	28.6	21.4	0.0	50.0	0.0	3.6	7.1	0.0	10.7	17.9	17.9	0.0	0.0	35.7	0.0	3.6	0.0	0.0	3.6		
Exiting Leg Total						5					12					10					1	28

Peak Hour Analysis from 07:30 AM to 09:30 AM begins at:

	Fulkerson Street					Rogers Street					Fulkerson Street					Construction Site					Total	
	from North					from East					from South					from West						
	Right	Thru	Left	U-Turn	Total	Right	Thru	Left	U-Turn	Total	Right	Thru	Left	U-Turn	Total	Right	Thru	Left	U-Turn	Total		
8:15 AM	0	1	0	0	1	0	0	1	0	1	0	0	0	0	0	0	0	0	0	0	2	
8:30 AM	0	0	3	0	3	0	0	0	0	0	3	1	0	0	4	0	0	0	0	0	7	
8:45 AM	0	3	1	0	4	0	1	0	0	1	1	1	0	0	2	0	1	0	0	1	8	
9:00 AM	0	0	1	0	1	0	0	1	0	1	0	3	0	0	3	0	0	0	0	0	5	
<b>Total Volume</b>	0	4	5	0	9	0	1	2	0	3	4	5	0	0	9	0	1	0	0	1	22	
% Approach Total	0.0	44.4	55.6	0.0		0.0	33.3	66.7	0.0		44.4	55.6	0.0	0.0		0.0	100.0	0.0	0.0			
PHF	0.000	0.333	0.417	0.000	0.563	0.000	0.250	0.500	0.000	0.750	0.333	0.417	0.000	0.000	0.563	0.000	0.250	0.000	0.000	0.250	0.688	
Entering Leg	0	4	5	0	9	0	1	2	0	3	4	5	0	0	9	0	1	0	0	1	22	
Exiting Leg						5					10					6					1	22
<b>Total</b>						14					13					15					2	44

PDI File #: **186556 D**  
 Location: **N: Fulkerson Street S: Fulkerson Street**  
 Location: **E: Rogers Street W: Construction Site**  
 City, State: **Cambridge, MA**  
 Client: **VHB/ S. Mandzo-Predzic**  
 Site Code: **TBA**  
 Count Date: **Thursday, November 15, 2018**  
 Start Time: **7:30 AM**  
 End Time: **9:30 AM**  
 Class:



46 Morton Street, Framingham, MA 01702  
 Office: 508-875-0100 Fax: 508-875-0118  
 Email: datarequests@pdilic.com

**Articulated Trucks**

	Fulkerson Street					Rogers Street					Fulkerson Street					Construction Site					Total
	from North					from East					from South					from West					
	Right	Thru	Left	U-Turn	Total	Right	Thru	Left	U-Turn	Total	Right	Thru	Left	U-Turn	Total	Right	Thru	Left	U-Turn	Total	
7:30 AM	0	0	0	0	0	0	0	0	0	0	0	0	0	0	0	0	0	0	0	0	0
7:45 AM	0	0	0	0	0	0	0	0	0	0	1	0	0	0	1	0	0	0	0	0	0
Total	0	0	0	0	0	0	0	0	0	0	1	0	0	0	1	0	0	0	0	0	0
8:00 AM	0	0	0	0	0	0	0	0	0	0	0	0	0	0	0	0	0	0	0	0	0
8:15 AM	0	0	0	0	0	0	0	0	0	0	0	0	0	0	0	0	0	0	0	0	0
8:30 AM	0	0	0	0	0	0	0	0	0	0	0	0	0	0	0	0	0	0	0	0	0
8:45 AM	0	0	0	0	0	0	0	0	0	0	0	0	0	0	0	0	0	0	0	0	0
Total	0	0	0	0	0	0	0	0	0	0	0	0	0	0	0	0	0	0	0	0	0
9:00 AM	0	0	0	0	0	0	0	0	0	0	0	0	0	0	0	0	0	0	0	0	0
9:15 AM	0	0	0	0	0	0	0	0	0	0	0	0	0	0	0	0	0	0	0	0	0
Total	0	0	0	0	0	0	0	0	0	0	0	0	0	0	0	0	0	0	0	0	0
Grand Total	0	0	0	0	0	0	0	0	0	0	1	0	0	0	1	0	0	0	0	0	1
Approach %	0.0	0.0	0.0	0.0		0.0	0.0	0.0	0.0		100.0	0.0	0.0	0.0		0.0	0.0	0.0	0.0		
Total %	0.0	0.0	0.0	0.0	0.0	0.0	0.0	0.0	0.0	0.0	100.0	0.0	0.0	0.0	100.0	0.0	0.0	0.0	0.0	0.0	
Exiting Leg Total						0					1					0					1

Peak Hour Analysis from 07:30 AM to 09:30 AM begins at:

	Fulkerson Street					Rogers Street					Fulkerson Street					Construction Site					Total
	from North					from East					from South					from West					
	Right	Thru	Left	U-Turn	Total	Right	Thru	Left	U-Turn	Total	Right	Thru	Left	U-Turn	Total	Right	Thru	Left	U-Turn	Total	
7:30 AM	0	0	0	0	0	0	0	0	0	0	0	0	0	0	0	0	0	0	0	0	0
7:45 AM	0	0	0	0	0	0	0	0	0	0	1	0	0	0	1	0	0	0	0	0	0
8:00 AM	0	0	0	0	0	0	0	0	0	0	0	0	0	0	0	0	0	0	0	0	0
8:15 AM	0	0	0	0	0	0	0	0	0	0	0	0	0	0	0	0	0	0	0	0	0
Total Volume	0	0	0	0	0	0	0	0	0	0	1	0	0	0	1	0	0	0	0	0	1
% Approach Total	0.0	0.0	0.0	0.0		0.0	0.0	0.0	0.0		100.0	0.0	0.0	0.0		0.0	0.0	0.0	0.0		
PHF	0.000	0.000	0.000	0.000	0.000	0.000	0.000	0.000	0.000	0.000	0.250	0.000	0.000	0.000	0.250	0.000	0.000	0.000	0.000	0.000	0.250
Entering Leg	0	0	0	0	0	0	0	0	0	0	1	0	0	0	1	0	0	0	0	0	1
Exiting Leg						0					1					0					1
Total						0					1					1					2

PDI File #: **186556 D**  
 Location: **N: Fulkerson Street S: Fulkerson Street**  
 Location: **E: Rogers Street W: Construction Site**  
 City, State: **Cambridge, MA**  
 Client: **VHB/ S. Mandzo-Predzic**  
 Site Code: **TBA**  
 Count Date: **Thursday, November 15, 2018**  
 Start Time: **7:30 AM**  
 End Time: **9:30 AM**  
 Class:



46 Morton Street, Framingham, MA 01702  
 Office: 508-875-0100 Fax: 508-875-0118  
 Email: datarequests@pdilic.com

**Bicycles (on Roadway and Crosswalks)**

	Fulkerson Street							Rogers Street							Fulkerson Street							Construction Site							Total		
	from North							from East							from South							from West									
	Right	Thru	Left	U-Turn	CW-EB	CW-WB	Total	Right	Thru	Left	U-Turn	CW-SB	CW-NB	Total	Right	Thru	Left	U-Turn	CW-WB	CW-EB	Total	Right	Thru	Left	U-Turn	CW-NB	CW-SB	Total			
7:30 AM	0	2	0	0	0	0	2	0	0	0	0	0	0	1	1	1	1	0	0	0	0	0	2	0	0	0	0	0	0	0	5
7:45 AM	0	5	0	0	0	0	5	0	0	0	0	0	0	0	0	1	1	0	0	0	0	0	2	0	0	0	0	0	0	0	7
Total	0	7	0	0	0	0	7	0	0	0	0	0	0	1	1	2	2	0	0	0	0	0	4	0	0	0	0	0	0	0	12
8:00 AM	0	4	0	0	0	0	4	0	0	0	0	0	0	0	0	1	0	0	0	0	0	0	1	0	0	0	0	0	0	1	6
8:15 AM	0	8	0	0	0	0	8	0	0	0	0	0	0	0	0	2	0	0	0	0	0	0	2	0	0	0	0	0	0	0	10
8:30 AM	0	8	0	0	0	0	8	0	0	0	0	0	0	0	0	2	1	0	0	0	0	0	3	0	0	0	0	0	0	0	11
8:45 AM	0	9	0	0	0	0	9	0	0	0	0	0	0	0	0	3	2	0	0	0	0	0	5	0	0	0	0	0	0	2	16
Total	0	29	0	0	0	0	29	0	0	0	0	0	0	0	0	8	3	0	0	0	0	0	11	0	0	0	0	0	0	3	43
9:00 AM	0	10	1	0	0	0	11	1	0	0	0	0	0	0	1	3	2	0	0	0	0	0	5	0	0	0	0	0	0	0	17
9:15 AM	0	9	0	0	0	0	9	0	0	0	0	0	0	0	0	1	0	0	0	0	0	0	1	0	0	0	0	0	0	0	10
Total	0	19	1	0	0	0	20	1	0	0	0	0	0	0	1	4	2	0	0	0	0	0	6	0	0	0	0	0	0	0	27
Grand Total	0	55	1	0	0	0	56	1	0	0	0	0	0	1	2	14	7	0	0	0	0	0	21	0	0	0	0	0	0	3	82
Approach %	0.0	98.2	1.8	0.0	0.0	0.0		50.0	0.0	0.0	0.0	0.0	50.0		66.7	33.3	0.0	0.0	0.0	0.0		0.0	0.0	0.0	0.0	0.0	100.0				
Total %	0.0	67.1	1.2	0.0	0.0	0.0	68.3	1.2	0.0	0.0	0.0	0.0	1.2	2.4	17.1	8.5	0.0	0.0	0.0	0.0	25.6	0.0	0.0	0.0	0.0	0.0	3.7	3.7			
Exiting Leg Total	8							16							55							3							82		

Peak Hour Analysis from 07:30 AM to 09:30 AM begins at:

	Fulkerson Street							Rogers Street							Fulkerson Street							Construction Site							Total		
	from North							from East							from South							from West									
	Right	Thru	Left	U-Turn	CW-EB	CW-WB	Total	Right	Thru	Left	U-Turn	CW-SB	CW-NB	Total	Right	Thru	Left	U-Turn	CW-WB	CW-EB	Total	Right	Thru	Left	U-Turn	CW-NB	CW-SB	Total			
8:15 AM	0	8	0	0	0	0	8	0	0	0	0	0	0	0	0	2	0	0	0	0	0	0	2	0	0	0	0	0	0	0	10
8:30 AM	0	8	0	0	0	0	8	0	0	0	0	0	0	0	0	2	1	0	0	0	0	0	3	0	0	0	0	0	0	0	11
8:45 AM	0	9	0	0	0	0	9	0	0	0	0	0	0	0	0	3	2	0	0	0	0	0	5	0	0	0	0	0	0	2	16
9:00 AM	0	10	1	0	0	0	11	1	0	0	0	0	0	0	1	3	2	0	0	0	0	0	5	0	0	0	0	0	0	0	17
Total Volume	0	35	1	0	0	0	36	1	0	0	0	0	0	1	10	5	0	0	0	0	0	15	0	0	0	0	0	0	2	54	
% Approach Total	0.0	97.2	2.8	0.0	0.0	0.0		100.0	0.0	0.0	0.0	0.0	0.0		66.7	33.3	0.0	0.0	0.0	0.0		0.0	0.0	0.0	0.0	0.0	0.0	100.0			
PHF	0.000	0.875	0.250	0.000	0.000	0.000	0.818	0.250	0.000	0.000	0.000	0.000	0.250	0.833	0.625	0.000	0.000	0.000	0.000	0.750	0.000	0.000	0.000	0.000	0.000	0.250	0.250	0.794			
Entering Leg	0	35	1	0	0	0	36	1	0	0	0	0	0	1	10	5	0	0	0	0	0	15	0	0	0	0	0	0	2	54	
Exiting Leg	6							11							35							2							54		
Total	42							12							50							4							108		



PDI File #: 186556 D  
 Location: N: Fulkerson Street S: Fulkerson Street  
 Location: E: Rogers Street W: Construction Site  
 City, State: Cambridge, MA  
 Client: VHB/ S. Mandzo-Predzic  
 Site Code: TBA  
 Count Date: Thursday, November 15, 2018  
 Start Time: 7:30 AM  
 End Time: 9:30 AM  
 Class:



46 Morton Street, Framingham, MA 01702  
 Office: 508-875-0100 Fax: 508-875-0118  
 Email: datarequests@pdilic.com

**Pedestrians**

	Fulkerson Street								Rogers Street								Fulkerson Street								Construction Site								Total
	from North								from East								from South								from West								
	Right	Thru	Left	U-Turn	CW-EB	CW-WB	Total		Right	Thru	Left	U-Turn	CW-SB	CW-NB	Total		Right	Thru	Left	U-Turn	CW-WB	CW-EB	Total		Right	Thru	Left	U-Turn	CW-NB	CW-SB	Total		
7:30 AM	0	0	0	0	2	1	3	0	0	0	0	5	5	10	0	0	0	0	0	0	0	0	0	0	0	0	2	8	10	23			
7:45 AM	0	0	0	0	0	0	0	0	0	0	0	4	8	12	0	0	0	0	0	0	0	0	0	0	0	0	6	18	24	36			
Total	0	0	0	0	2	1	3	0	0	0	0	9	13	22	0	0	0	0	0	0	0	0	0	0	0	0	8	26	34	59			
8:00 AM	0	0	0	0	1	0	1	0	0	0	0	10	11	21	0	0	0	0	0	0	0	0	0	0	0	0	5	13	18	40			
8:15 AM	0	0	0	0	1	1	2	0	0	0	0	8	11	19	0	0	0	0	0	0	0	0	0	0	0	0	9	6	15	36			
8:30 AM	0	0	0	0	0	0	0	0	0	0	0	11	11	22	0	0	0	0	0	0	0	0	0	0	0	0	15	11	26	48			
8:45 AM	0	0	0	0	0	1	1	0	0	0	0	13	8	21	0	0	0	0	1	0	1	1	0	0	0	0	7	17	24	47			
Total	0	0	0	0	2	2	4	0	0	0	0	42	41	83	0	0	0	0	1	0	1	1	0	0	0	0	36	47	83	171			
9:00 AM	0	0	0	0	0	0	0	0	0	0	0	11	8	19	0	0	0	0	0	1	1	1	0	0	0	0	0	14	14	34			
9:15 AM	0	0	0	0	1	1	2	0	0	0	0	6	7	13	0	0	0	0	0	0	0	0	0	0	0	0	4	16	20	35			
Total	0	0	0	0	1	1	2	0	0	0	0	17	15	32	0	0	0	0	0	1	1	1	0	0	0	0	4	30	34	69			
Grand Total	0	0	0	0	5	4	9	0	0	0	0	68	69	137	0	0	0	0	1	1	2	2	0	0	0	0	48	103	151	299			
Approach %	0	0	0	0	55.6	44.4		0	0	0	0	49.6	50.4		0	0	0	0	50	50			0	0	0	0	31.8	68.2					
Total %	0	0	0	0	1.67	1.34	3.01	0	0	0	0	22.7	23.1	45.8	0	0	0	0	0.33	0.33	0.67	0.67	0	0	0	0	16.1	34.4	50.5				
Exiting Leg Total	9							137							2							151							299				

Peak Hour Analysis from 07:30 AM to 09:30 AM begins at:

	Fulkerson Street								Rogers Street								Fulkerson Street								Construction Site								Total
	from North								from East								from South								from West								
	Right	Thru	Left	U-Turn	CW-EB	CW-WB	Total		Right	Thru	Left	U-Turn	CW-SB	CW-NB	Total		Right	Thru	Left	U-Turn	CW-WB	CW-EB	Total		Right	Thru	Left	U-Turn	CW-NB	CW-SB	Total		
8:00 AM	0	0	0	0	1	0	1	0	0	0	0	10	11	21	0	0	0	0	0	0	0	0	0	0	0	0	5	13	18	40			
8:15 AM	0	0	0	0	1	1	2	0	0	0	0	8	11	19	0	0	0	0	0	0	0	0	0	0	0	0	9	6	15	36			
8:30 AM	0	0	0	0	0	0	0	0	0	0	0	11	11	22	0	0	0	0	0	0	0	0	0	0	0	0	15	11	26	48			
8:45 AM	0	0	0	0	0	1	1	0	0	0	0	13	8	21	0	0	0	0	1	0	1	1	0	0	0	0	7	17	24	47			
Total Volume	0	0	0	0	2	2	4	0	0	0	0	42	41	83	0	0	0	0	1	0	1	1	0	0	0	0	36	47	83	171			
% Approach Total	0.0	0.0	0.0	0.0	50.0	50.0		0.0	0.0	0.0	0.0	50.6	49.4		0.0	0.0	0.0	0.0	100.0	0.0	0.0	0.0	0.0	0.0	0.0	0.0	43.4	56.6					
PHF	0.000	0.000	0.000	0.000	0.500	0.500	0.500	0.000	0.000	0.000	0.000	0.808	0.932	0.943	0.000	0.000	0.000	0.000	0.250	0.000	0.250	0.250	0.000	0.000	0.000	0.000	0.600	0.691	0.798	0.891			
Entering Leg	0							42							1							36							171				
Exiting Leg	4							83							1							83							171				
Total	8							166							2							166							342				

PDI File #: **186556 DD**  
 Location: **N: Fulkerson Street S: Fulkerson Street**  
 Location: **E: Rogers Street W: Construction Site**  
 City, State: **Cambridge, MA**  
 Client: **VHB/ S. Mandzo-Predzic**  
 Site Code: **TBA**  
 Count Date: **Thursday, November 15, 2018**  
 Start Time: **4:30 PM**  
 End Time: **6:30 PM**  
 Class:



46 Morton Street, Framingham, MA 01702  
 Office: 508-875-0100 Fax: 508-875-0118  
 Email: datarequests@pdilic.com

**Cars and Heavy Vehicles (Combined)**

	Fulkerson Street					Rogers Street					Fulkerson Street					Construction Site					Total	
	from North					from East					from South					from West						
	Right	Thru	Left	U-Turn	Total	Right	Thru	Left	U-Turn	Total	Right	Thru	Left	U-Turn	Total	Right	Thru	Left	U-Turn	Total		
4:30 PM	0	38	2	0	40	3	0	12	0	15	5	54	0	0	59	0	0	0	0	0	114	
4:45 PM	0	16	0	0	16	2	0	14	0	16	7	67	0	0	74	0	0	0	0	0	106	
<b>Total</b>	0	54	2	0	56	5	0	26	0	31	12	121	0	0	133	0	0	0	0	0	220	
5:00 PM	0	26	2	0	28	5	0	13	0	18	3	80	0	1	84	0	0	0	0	0	130	
5:15 PM	0	21	1	0	22	2	0	12	0	14	4	87	0	0	91	0	0	0	0	0	127	
5:30 PM	0	21	1	0	22	1	0	7	0	8	3	84	0	0	87	0	0	0	0	0	117	
5:45 PM	0	21	1	1	23	0	0	9	0	9	8	73	0	1	82	0	0	0	0	0	114	
<b>Total</b>	0	89	5	1	95	8	0	41	0	49	18	324	0	2	344	0	0	0	0	0	488	
6:00 PM	0	38	0	0	38	1	0	5	0	6	3	61	0	1	65	0	0	0	0	0	109	
6:15 PM	0	29	1	0	30	0	0	5	0	5	3	46	0	0	49	0	0	0	0	0	84	
<b>Total</b>	0	67	1	0	68	1	0	10	0	11	6	107	0	1	114	0	0	0	0	0	193	
Grand Total	0	210	8	1	219	14	0	77	0	91	36	552	0	3	591	0	0	0	0	0	901	
Approach %	0.0	95.9	3.7	0.5		15.4	0.0	84.6	0.0		6.1	93.4	0.0	0.5		0.0	0.0	0.0	0.0			
Total %	0.0	23.3	0.9	0.1	24.3	1.6	0.0	8.5	0.0	10.1	4.0	61.3	0.0	0.3	65.6	0.0	0.0	0.0	0.0	0.0		
Exiting Leg Total						567					44					290					0	901
Cars	0	208	7	1	216	14	0	77	0	91	34	550	0	3	587	0	0	0	0	0	894	
% Cars	0.0	99.0	87.5	100.0	98.6	100.0	0.0	100.0	0.0	100.0	94.4	99.6	0.0	100.0	99.3	0.0	0.0	0.0	0.0	0.0	99.2	
Exiting Leg Total						565					41					288					0	894
Heavy Vehicles	0	2	1	0	3	0	0	0	0	0	2	2	0	0	4	0	0	0	0	0	7	
% Heavy Vehicles	0.0	1.0	12.5	0.0	1.4	0.0	0.0	0.0	0.0	0.0	5.6	0.4	0.0	0.0	0.7	0.0	0.0	0.0	0.0	0.0	0.8	
Exiting Leg Total						2					3					2					0	7

Peak Hour Analysis from 04:30 PM to 06:30 PM begins at:

5:00 PM	Fulkerson Street					Rogers Street					Fulkerson Street					Construction Site					Total	
	from North					from East					from South					from West						
	Right	Thru	Left	U-Turn	Total	Right	Thru	Left	U-Turn	Total	Right	Thru	Left	U-Turn	Total	Right	Thru	Left	U-Turn	Total		
5:00 PM	0	26	2	0	28	5	0	13	0	18	3	80	0	1	84	0	0	0	0	0	130	
5:15 PM	0	21	1	0	22	2	0	12	0	14	4	87	0	0	91	0	0	0	0	0	127	
5:30 PM	0	21	1	0	22	1	0	7	0	8	3	84	0	0	87	0	0	0	0	0	117	
5:45 PM	0	21	1	1	23	0	0	9	0	9	8	73	0	1	82	0	0	0	0	0	114	
Total Volume	0	89	5	1	95	8	0	41	0	49	18	324	0	2	344	0	0	0	0	0	488	
% Approach Total	0.0	93.7	5.3	1.1		16.3	0.0	83.7	0.0		5.2	94.2	0.0	0.6		0.0	0.0	0.0	0.0			
PHF	0.000	0.856	0.625	0.250	0.848	0.400	0.000	0.788	0.000	0.681	0.563	0.931	0.000	0.500	0.945	0.000	0.000	0.000	0.000	0.000	0.938	
Cars	0	87	5	1	93	8	0	41	0	49	17	323	0	2	342	0	0	0	0	0	484	
Cars %	0.0	97.8	100.0	100.0	97.9	100.0	0.0	100.0	0.0	100.0	94.4	99.7	0.0	100.0	99.4	0.0	0.0	0.0	0.0	0.0	99.2	
Heavy Vehicles	0	2	0	0	2	0	0	0	0	0	1	1	0	0	2	0	0	0	0	0	4	
Heavy Vehicles %	0.0	2.2	0.0	0.0	2.1	0.0	0.0	0.0	0.0	0.0	5.6	0.3	0.0	0.0	0.6	0.0	0.0	0.0	0.0	0.0	0.8	
Cars Enter Leg	0	87	5	1	93	8	0	41	0	49	17	323	0	2	342	0	0	0	0	0	484	
Heavy Enter Leg	0	2	0	0	2	0	0	0	0	0	1	1	0	0	2	0	0	0	0	0	4	
Total Entering Leg	0	89	5	1	95	8	0	41	0	49	18	324	0	2	344	0	0	0	0	0	488	
Cars Exiting Leg						332					22					130					0	484
Heavy Exiting Leg						1					1					2					0	4
Total Exiting Leg						333					23					132					0	488

PDI File #: **186556 DD**  
 Location: **N: Fulkerson Street S: Fulkerson Street**  
 Location: **E: Rogers Street W: Construction Site**  
 City, State: **Cambridge, MA**  
 Client: **VHB/ S. Mandzo-Predzic**  
 Site Code: **TBA**  
 Count Date: **Thursday, November 15, 2018**  
 Start Time: **4:30 PM**  
 End Time: **6:30 PM**  
 Class:



46 Morton Street, Framingham, MA 01702  
 Office: 508-875-0100 Fax: 508-875-0118  
 Email: datarequests@pdillc.com

**Cars-Combined (Motorcycles, Cars, Light Goods)**

	Fulkerson Street					Rogers Street					Fulkerson Street					Construction Site					Total
	from North					from East					from South					from West					
	Right	Thru	Left	U-Turn	Total	Right	Thru	Left	U-Turn	Total	Right	Thru	Left	U-Turn	Total	Right	Thru	Left	U-Turn	Total	
4:30 PM	0	38	1	0	39	3	0	12	0	15	4	54	0	0	58	0	0	0	0	0	112
4:45 PM	0	16	0	0	16	2	0	14	0	16	7	66	0	0	73	0	0	0	0	0	105
<b>Total</b>	0	54	1	0	55	5	0	26	0	31	11	120	0	0	131	0	0	0	0	0	217
5:00 PM	0	26	2	0	28	5	0	13	0	18	2	80	0	1	83	0	0	0	0	0	129
5:15 PM	0	21	1	0	22	2	0	12	0	14	4	87	0	0	91	0	0	0	0	0	127
5:30 PM	0	21	1	0	22	1	0	7	0	8	3	84	0	0	87	0	0	0	0	0	117
5:45 PM	0	19	1	1	21	0	0	9	0	9	8	72	0	1	81	0	0	0	0	0	111
<b>Total</b>	0	87	5	1	93	8	0	41	0	49	17	323	0	2	342	0	0	0	0	0	484
6:00 PM	0	38	0	0	38	1	0	5	0	6	3	61	0	1	65	0	0	0	0	0	109
6:15 PM	0	29	1	0	30	0	0	5	0	5	3	46	0	0	49	0	0	0	0	0	84
<b>Total</b>	0	67	1	0	68	1	0	10	0	11	6	107	0	1	114	0	0	0	0	0	193
<b>Grand Total</b>	0	208	7	1	216	14	0	77	0	91	34	550	0	3	587	0	0	0	0	0	894
Approach %	0.0	96.3	3.2	0.5		15.4	0.0	84.6	0.0		5.8	93.7	0.0	0.5		0.0	0.0	0.0	0.0		
Total %	0.0	23.3	0.8	0.1	24.2	1.6	0.0	8.6	0.0	10.2	3.8	61.5	0.0	0.3	65.7	0.0	0.0	0.0	0.0	0.0	
Exiting Leg Total	565					41					288					0					894

Peak Hour Analysis from 04:30 PM to 06:30 PM begins at:

	Fulkerson Street					Rogers Street					Fulkerson Street					Construction Site					Total
	from North					from East					from South					from West					
	Right	Thru	Left	U-Turn	Total	Right	Thru	Left	U-Turn	Total	Right	Thru	Left	U-Turn	Total	Right	Thru	Left	U-Turn	Total	
5:00 PM	0	26	2	0	28	5	0	13	0	18	2	80	0	1	83	0	0	0	0	0	129
5:15 PM	0	21	1	0	22	2	0	12	0	14	4	87	0	0	91	0	0	0	0	0	127
5:30 PM	0	21	1	0	22	1	0	7	0	8	3	84	0	0	87	0	0	0	0	0	117
5:45 PM	0	19	1	1	21	0	0	9	0	9	8	72	0	1	81	0	0	0	0	0	111
<b>Total Volume</b>	0	87	5	1	93	8	0	41	0	49	17	323	0	2	342	0	0	0	0	0	484
% Approach Total	0.0	93.5	5.4	1.1		16.3	0.0	83.7	0.0		5.0	94.4	0.0	0.6		0.0	0.0	0.0	0.0		
PHF	0.000	0.837	0.625	0.250	0.830	0.400	0.000	0.788	0.000	0.681	0.531	0.928	0.000	0.500	0.940	0.000	0.000	0.000	0.000	0.000	0.938
Entering Leg	0	87	5	1	93	8	0	41	0	49	17	323	0	2	342	0	0	0	0	0	484
Exiting Leg	332					22					130					0					484
<b>Total</b>	425					71					472					0					968

PDI File #: 186556 DD  
 Location: N: Fulkerson Street S: Fulkerson Street  
 Location: E: Rogers Street W: Construction Site  
 City, State: Cambridge, MA  
 Client: VHB/ S. Mandzo-Predzic  
 Site Code: TBA  
 Count Date: Thursday, November 15, 2018  
 Start Time: 4:30 PM  
 End Time: 6:30 PM  
 Class: Heavy Vehicles-Combined (Buses, Single-Unit Trucks, Articulated Trucks)



46 Morton Street, Framingham, MA 01702  
 Office: 508-875-0100 Fax: 508-875-0118  
 Email: datarequests@pdilic.com

	Fulkerson Street					Rogers Street					Fulkerson Street					Construction Site					Total
	from North					from East					from South					from West					
	Right	Thru	Left	U-Turn	Total	Right	Thru	Left	U-Turn	Total	Right	Thru	Left	U-Turn	Total	Right	Thru	Left	U-Turn	Total	
4:30 PM	0	0	1	0	1	0	0	0	0	0	1	0	0	0	1	0	0	0	0	0	2
4:45 PM	0	0	0	0	0	0	0	0	0	0	0	1	0	0	1	0	0	0	0	0	1
<b>Total</b>	0	0	1	0	1	0	0	0	0	0	1	1	0	0	2	0	0	0	0	0	3
5:00 PM	0	0	0	0	0	0	0	0	0	0	1	0	0	0	1	0	0	0	0	0	1
5:15 PM	0	0	0	0	0	0	0	0	0	0	0	0	0	0	0	0	0	0	0	0	0
5:30 PM	0	0	0	0	0	0	0	0	0	0	0	0	0	0	0	0	0	0	0	0	0
5:45 PM	0	2	0	0	2	0	0	0	0	0	0	1	0	0	1	0	0	0	0	0	3
<b>Total</b>	0	2	0	0	2	0	0	0	0	0	1	1	0	0	2	0	0	0	0	0	4
6:00 PM	0	0	0	0	0	0	0	0	0	0	0	0	0	0	0	0	0	0	0	0	0
6:15 PM	0	0	0	0	0	0	0	0	0	0	0	0	0	0	0	0	0	0	0	0	0
<b>Total</b>	0	0	0	0	0	0	0	0	0	0	0	0	0	0	0	0	0	0	0	0	0
<b>Grand Total</b>	0	2	1	0	3	0	0	0	0	0	2	2	0	0	4	0	0	0	0	0	7
Approach %	0.0	66.7	33.3	0.0		0.0	0.0	0.0	0.0		50.0	50.0	0.0	0.0		0.0	0.0	0.0	0.0		
Total %	0.0	28.6	14.3	0.0	42.9	0.0	0.0	0.0	0.0	0.0	28.6	28.6	0.0	0.0	57.1	0.0	0.0	0.0	0.0	0.0	
Exiting Leg Total	2					3					2					0					7
Buses	0	0	0	0	0	0	0	0	0	0	0	1	0	0	1	0	0	0	0	0	1
% Buses	0.0	0.0	0.0	0.0	0.0	0.0	0.0	0.0	0.0	0.0	0.0	50.0	0.0	0.0	25.0	0.0	0.0	0.0	0.0	0.0	14.3
Exiting Leg Total	1					0					0					0					1
Single-Unit Trucks	0	2	1	0	3	0	0	0	0	0	2	1	0	0	3	0	0	0	0	0	6
% Single-Unit	0.0	100.0	100.0	0.0	100.0	0.0	0.0	0.0	0.0	0.0	100.0	50.0	0.0	0.0	75.0	0.0	0.0	0.0	0.0	0.0	85.7
Exiting Leg Total	1					3					2					0					6
Articulated Trucks	0	0	0	0	0	0	0	0	0	0	0	0	0	0	0	0	0	0	0	0	0
% Articulated	0.0	0.0	0.0	0.0	0.0	0.0	0.0	0.0	0.0	0.0	0.0	0.0	0.0	0.0	0.0	0.0	0.0	0.0	0.0	0.0	0.0
Exiting Leg Total	0					0					0					0					0

Peak Hour Analysis from 04:30 PM to 06:30 PM begins at:

	Fulkerson Street					Rogers Street					Fulkerson Street					Construction Site					Total
	from North					from East					from South					from West					
	Right	Thru	Left	U-Turn	Total	Right	Thru	Left	U-Turn	Total	Right	Thru	Left	U-Turn	Total	Right	Thru	Left	U-Turn	Total	
4:30 PM	0	0	1	0	1	0	0	0	0	0	1	0	0	0	1	0	0	0	0	0	2
4:45 PM	0	0	0	0	0	0	0	0	0	0	0	1	0	0	1	0	0	0	0	0	1
5:00 PM	0	0	0	0	0	0	0	0	0	0	1	0	0	0	1	0	0	0	0	0	1
5:15 PM	0	0	0	0	0	0	0	0	0	0	0	0	0	0	0	0	0	0	0	0	0
<b>Total Volume</b>	0	0	1	0	1	0	0	0	0	0	2	1	0	0	3	0	0	0	0	0	4
% Approach Total	0.0	0.0	100.0	0.0		0.0	0.0	0.0	0.0		66.7	33.3	0.0	0.0		0.0	0.0	0.0	0.0		
PHF	0.000	0.000	0.250	0.000	0.250	0.000	0.000	0.000	0.000	0.000	0.500	0.250	0.000	0.000	0.750	0.000	0.000	0.000	0.000	0.000	0.500
Buses	0	0	0	0	0	0	0	0	0	0	0	0	0	0	0	0	0	0	0	0	0
Buses %	0.0	0.0	0.0	0.0	0.0	0.0	0.0	0.0	0.0	0.0	0.0	0.0	0.0	0.0	0.0	0.0	0.0	0.0	0.0	0.0	0.0
Single-Unit Trucks	0	0	1	0	1	0	0	0	0	0	2	1	0	0	3	0	0	0	0	0	4
Single-Unit %	0.0	0.0	100.0	0.0	100.0	0.0	0.0	0.0	0.0	0.0	100.0	100.0	0.0	0.0	100.0	0.0	0.0	0.0	0.0	0.0	100.0
Articulated Trucks	0	0	0	0	0	0	0	0	0	0	0	0	0	0	0	0	0	0	0	0	0
Articulated %	0.0	0.0	0.0	0.0	0.0	0.0	0.0	0.0	0.0	0.0	0.0	0.0	0.0	0.0	0.0	0.0	0.0	0.0	0.0	0.0	0.0
Buses	0	0	0	0	0	0	0	0	0	0	0	0	0	0	0	0	0	0	0	0	0
Single-Unit Trucks	0	0	1	0	1	0	0	0	0	0	2	1	0	0	3	0	0	0	0	0	4
Articulated Trucks	0	0	0	0	0	0	0	0	0	0	0	0	0	0	0	0	0	0	0	0	0
<b>Total Entering Leg</b>	0	0	1	0	1	0	0	0	0	0	2	1	0	0	3	0	0	0	0	0	4
Buses	0					0					0					0					0
Single-Unit Trucks	1					3					2					0					4
Articulated Trucks	0					0					0					0					0
<b>Total Exiting Leg</b>	1					3					0					0					4

PDI File #: **186556 DD**  
 Location: **N: Fulkerson Street S: Fulkerson Street**  
 Location: **E: Rogers Street W: Construction Site**  
 City, State: **Cambridge, MA**  
 Client: **VHB/ S. Mandzo-Predzic**  
 Site Code: **TBA**  
 Count Date: **Thursday, November 15, 2018**  
 Start Time: **4:30 PM**  
 End Time: **6:30 PM**  
 Class:



46 Morton Street, Framingham, MA 01702  
 Office: 508-875-0100 Fax: 508-875-0118  
 Email: datarequests@pdilic.com

**Cars**

	Fulkerson Street					Rogers Street					Fulkerson Street					Construction Site					Total
	from North					from East					from South					from West					
	Right	Thru	Left	U-Turn	Total	Right	Thru	Left	U-Turn	Total	Right	Thru	Left	U-Turn	Total	Right	Thru	Left	U-Turn	Total	
4:30 PM	0	34	1	0	35	3	0	12	0	15	3	53	0	0	56	0	0	0	0	0	106
4:45 PM	0	16	0	0	16	2	0	14	0	16	7	63	0	0	70	0	0	0	0	0	102
<b>Total</b>	0	50	1	0	51	5	0	26	0	31	10	116	0	0	126	0	0	0	0	0	208
5:00 PM	0	23	2	0	25	4	0	13	0	17	2	76	0	1	79	0	0	0	0	0	121
5:15 PM	0	20	1	0	21	2	0	11	0	13	4	84	0	0	88	0	0	0	0	0	122
5:30 PM	0	21	1	0	22	1	0	7	0	8	3	78	0	0	81	0	0	0	0	0	111
5:45 PM	0	17	1	1	19	0	0	9	0	9	7	69	0	1	77	0	0	0	0	0	105
<b>Total</b>	0	81	5	1	87	7	0	40	0	47	16	307	0	2	325	0	0	0	0	0	459
6:00 PM	0	37	0	0	37	1	0	5	0	6	3	57	0	1	61	0	0	0	0	0	104
6:15 PM	0	29	1	0	30	0	0	5	0	5	3	46	0	0	49	0	0	0	0	0	84
<b>Total</b>	0	66	1	0	67	1	0	10	0	11	6	103	0	1	110	0	0	0	0	0	188
<b>Grand Total</b>	0	197	7	1	205	13	0	76	0	89	32	526	0	3	561	0	0	0	0	0	855
Approach %	0.0	96.1	3.4	0.5		14.6	0.0	85.4	0.0		5.7	93.8	0.0	0.5		0.0	0.0	0.0	0.0		
Total %	0.0	23.0	0.8	0.1	24.0	1.5	0.0	8.9	0.0	10.4	3.7	61.5	0.0	0.4	65.6	0.0	0.0	0.0	0.0	0.0	
Exiting Leg Total	540					39					276					0					855

Peak Hour Analysis from 04:30 PM to 06:30 PM begins at:

	Fulkerson Street					Rogers Street					Fulkerson Street					Construction Site					Total
	from North					from East					from South					from West					
	Right	Thru	Left	U-Turn	Total	Right	Thru	Left	U-Turn	Total	Right	Thru	Left	U-Turn	Total	Right	Thru	Left	U-Turn	Total	
5:00 PM	0	23	2	0	25	4	0	13	0	17	2	76	0	1	79	0	0	0	0	0	121
5:15 PM	0	20	1	0	21	2	0	11	0	13	4	84	0	0	88	0	0	0	0	0	122
5:30 PM	0	21	1	0	22	1	0	7	0	8	3	78	0	0	81	0	0	0	0	0	111
5:45 PM	0	17	1	1	19	0	0	9	0	9	7	69	0	1	77	0	0	0	0	0	105
<b>Total Volume</b>	0	81	5	1	87	7	0	40	0	47	16	307	0	2	325	0	0	0	0	0	459
<b>% Approach Total</b>	0.0	93.1	5.7	1.1		14.9	0.0	85.1	0.0		4.9	94.5	0.0	0.6		0.0	0.0	0.0	0.0		
PHF	0.000	0.880	0.625	0.250	0.870	0.438	0.000	0.769	0.000	0.691	0.571	0.914	0.000	0.500	0.923	0.000	0.000	0.000	0.000	0.000	0.941
Entering Leg	0	81	5	1	87	7	0	40	0	47	16	307	0	2	325	0	0	0	0	0	459
Exiting Leg						315					21					123					0
<b>Total</b>	402					68					448					0					918

PDI File #: **186556 DD**  
 Location: **N: Fulkerson Street S: Fulkerson Street**  
 Location: **E: Rogers Street W: Construction Site**  
 City, State: **Cambridge, MA**  
 Client: **VHB/ S. Mandzo-Predzic**  
 Site Code: **TBA**  
 Count Date: **Thursday, November 15, 2018**  
 Start Time: **4:30 PM**  
 End Time: **6:30 PM**  
 Class:



46 Morton Street, Framingham, MA 01702  
 Office: 508-875-0100 Fax: 508-875-0118  
 Email: datarequests@pdilic.com

**Light Goods Vehicle**

	Fulkerson Street					Rogers Street					Fulkerson Street					Construction Site					Total
	from North					from East					from South					from West					
	Right	Thru	Left	U-Turn	Total	Right	Thru	Left	U-Turn	Total	Right	Thru	Left	U-Turn	Total	Right	Thru	Left	U-Turn	Total	
4:30 PM	0	4	0	0	4	0	0	0	0	0	1	1	0	0	2	0	0	0	0	0	6
4:45 PM	0	0	0	0	0	0	0	0	0	0	0	2	0	0	2	0	0	0	0	0	2
<b>Total</b>	0	4	0	0	4	0	0	0	0	0	1	3	0	0	4	0	0	0	0	0	8
5:00 PM	0	1	0	0	1	1	0	0	0	1	0	3	0	0	3	0	0	0	0	0	5
5:15 PM	0	1	0	0	1	0	0	1	0	1	0	3	0	0	3	0	0	0	0	0	5
5:30 PM	0	0	0	0	0	0	0	0	0	0	0	6	0	0	6	0	0	0	0	0	6
5:45 PM	0	2	0	0	2	0	0	0	0	0	1	3	0	0	4	0	0	0	0	0	6
<b>Total</b>	0	4	0	0	4	1	0	1	0	2	1	15	0	0	16	0	0	0	0	0	22
6:00 PM	0	0	0	0	0	0	0	0	0	0	0	3	0	0	3	0	0	0	0	0	3
6:15 PM	0	0	0	0	0	0	0	0	0	0	0	0	0	0	0	0	0	0	0	0	0
<b>Total</b>	0	0	0	0	0	0	0	0	0	0	0	3	0	0	3	0	0	0	0	0	3
<b>Grand Total</b>	0	8	0	0	8	1	0	1	0	2	2	21	0	0	23	0	0	0	0	0	33
Approach %	0.0	100.0	0.0	0.0		50.0	0.0	50.0	0.0		8.7	91.3	0.0	0.0		0.0	0.0	0.0	0.0		
Total %	0.0	24.2	0.0	0.0	24.2	3.0	0.0	3.0	0.0	6.1	6.1	63.6	0.0	0.0	69.7	0.0	0.0	0.0	0.0	0.0	
Exiting Leg Total	22					2					9					0					33

Peak Hour Analysis from 04:30 PM to 06:30 PM begins at:

	Fulkerson Street					Rogers Street					Fulkerson Street					Construction Site					Total
	from North					from East					from South					from West					
	Right	Thru	Left	U-Turn	Total	Right	Thru	Left	U-Turn	Total	Right	Thru	Left	U-Turn	Total	Right	Thru	Left	U-Turn	Total	
5:00 PM	0	1	0	0	1	1	0	0	0	1	0	3	0	0	3	0	0	0	0	0	5
5:15 PM	0	1	0	0	1	0	0	1	0	1	0	3	0	0	3	0	0	0	0	0	5
5:30 PM	0	0	0	0	0	0	0	0	0	0	0	6	0	0	6	0	0	0	0	0	6
5:45 PM	0	2	0	0	2	0	0	0	0	0	1	3	0	0	4	0	0	0	0	0	6
<b>Total Volume</b>	0	4	0	0	4	1	0	1	0	2	1	15	0	0	16	0	0	0	0	0	22
% Approach Total	0.0	100.0	0.0	0.0		50.0	0.0	50.0	0.0		6.3	93.8	0.0	0.0		0.0	0.0	0.0	0.0		
PHF	0.000	0.500	0.000	0.000	0.500	0.250	0.000	0.250	0.000	0.500	0.250	0.625	0.000	0.000	0.667	0.000	0.000	0.000	0.000	0.000	0.917
Entering Leg	0	4	0	0	4	1	0	1	0	2	1	15	0	0	16	0	0	0	0	0	22
Exiting Leg	16					1					5					0					22
<b>Total</b>	20					3					21					0					44

PDI File #: **186556 DD**  
 Location: **N: Fulkerson Street S: Fulkerson Street**  
 Location: **E: Rogers Street W: Construction Site**  
 City, State: **Cambridge, MA**  
 Client: **VHB/ S. Mandzo-Predzic**  
 Site Code: **TBA**  
 Count Date: **Thursday, November 15, 2018**  
 Start Time: **4:30 PM**  
 End Time: **6:30 PM**  
 Class:



46 Morton Street, Framingham, MA 01702  
 Office: 508-875-0100 Fax: 508-875-0118  
 Email: datarequests@pdillc.com

**Buses**

	Fulkerson Street					Rogers Street					Fulkerson Street					Construction Site					Total
	from North					from East					from South					from West					
	Right	Thru	Left	U-Turn	Total	Right	Thru	Left	U-Turn	Total	Right	Thru	Left	U-Turn	Total	Right	Thru	Left	U-Turn	Total	
4:30 PM	0	0	0	0	0	0	0	0	0	0	0	0	0	0	0	0	0	0	0	0	0
4:45 PM	0	0	0	0	0	0	0	0	0	0	0	0	0	0	0	0	0	0	0	0	0
Total	0	0	0	0	0	0	0	0	0	0	0	0	0	0	0	0	0	0	0	0	0
5:00 PM	0	0	0	0	0	0	0	0	0	0	0	0	0	0	0	0	0	0	0	0	0
5:15 PM	0	0	0	0	0	0	0	0	0	0	0	0	0	0	0	0	0	0	0	0	0
5:30 PM	0	0	0	0	0	0	0	0	0	0	0	0	0	0	0	0	0	0	0	0	0
5:45 PM	0	0	0	0	0	0	0	0	0	0	0	1	0	0	1	0	0	0	0	0	1
Total	0	0	0	0	0	0	0	0	0	0	0	1	0	0	1	0	0	0	0	0	1
6:00 PM	0	0	0	0	0	0	0	0	0	0	0	0	0	0	0	0	0	0	0	0	0
6:15 PM	0	0	0	0	0	0	0	0	0	0	0	0	0	0	0	0	0	0	0	0	0
Total	0	0	0	0	0	0	0	0	0	0	0	0	0	0	0	0	0	0	0	0	0
Grand Total	0	0	0	0	0	0	0	0	0	0	0	1	0	0	1	0	0	0	0	0	1
Approach %	0.0	0.0	0.0	0.0		0.0	0.0	0.0	0.0		0.0	100.0	0.0	0.0		0.0	0.0	0.0	0.0		
Total %	0.0	0.0	0.0	0.0	0.0	0.0	0.0	0.0	0.0	0.0	0.0	100.0	0.0	0.0	100.0	0.0	0.0	0.0	0.0	0.0	
Exiting Leg Total						1					0					0					1

Peak Hour Analysis from 04:30 PM to 06:30 PM begins at:

5:00 PM	Fulkerson Street					Rogers Street					Fulkerson Street					Construction Site					Total
	from North					from East					from South					from West					
	Right	Thru	Left	U-Turn	Total	Right	Thru	Left	U-Turn	Total	Right	Thru	Left	U-Turn	Total	Right	Thru	Left	U-Turn	Total	
5:00 PM	0	0	0	0	0	0	0	0	0	0	0	0	0	0	0	0	0	0	0	0	0
5:15 PM	0	0	0	0	0	0	0	0	0	0	0	0	0	0	0	0	0	0	0	0	0
5:30 PM	0	0	0	0	0	0	0	0	0	0	0	0	0	0	0	0	0	0	0	0	0
5:45 PM	0	0	0	0	0	0	0	0	0	0	0	1	0	0	1	0	0	0	0	0	1
Total Volume	0	0	0	0	0	0	0	0	0	0	0	1	0	0	1	0	0	0	0	0	1
% Approach Total	0.0	0.0	0.0	0.0		0.0	0.0	0.0	0.0		0.0	100.0	0.0	0.0		0.0	0.0	0.0	0.0		
PHF	0.000	0.000	0.000	0.000	0.000	0.000	0.000	0.000	0.000	0.000	0.000	0.250	0.000	0.000	0.250	0.000	0.000	0.000	0.000	0.000	0.250
Entering Leg						0					0					0					1
Exiting Leg						1					0					0					1
Total						1					0					1					2

PDI File #: **186556 DD**  
 Location: **N: Fulkerson Street S: Fulkerson Street**  
 Location: **E: Rogers Street W: Construction Site**  
 City, State: **Cambridge, MA**  
 Client: **VHB/ S. Mandzo-Predzic**  
 Site Code: **TBA**  
 Count Date: **Thursday, November 15, 2018**  
 Start Time: **4:30 PM**  
 End Time: **6:30 PM**  
 Class:



46 Morton Street, Framingham, MA 01702  
 Office: 508-875-0100 Fax: 508-875-0118  
 Email: datarequests@pdilic.com

**Single-Unit Trucks**

	Fulkerson Street					Rogers Street					Fulkerson Street					Construction Site					Total
	from North					from East					from South					from West					
	Right	Thru	Left	U-Turn	Total	Right	Thru	Left	U-Turn	Total	Right	Thru	Left	U-Turn	Total	Right	Thru	Left	U-Turn	Total	
4:30 PM	0	0	1	0	1	0	0	0	0	0	1	0	0	0	1	0	0	0	0	0	2
4:45 PM	0	0	0	0	0	0	0	0	0	0	0	1	0	0	1	0	0	0	0	0	1
<b>Total</b>	0	0	1	0	1	0	0	0	0	0	1	1	0	0	2	0	0	0	0	0	3
5:00 PM	0	0	0	0	0	0	0	0	0	0	1	0	0	0	1	0	0	0	0	0	1
5:15 PM	0	0	0	0	0	0	0	0	0	0	0	0	0	0	0	0	0	0	0	0	0
5:30 PM	0	0	0	0	0	0	0	0	0	0	0	0	0	0	0	0	0	0	0	0	0
5:45 PM	0	2	0	0	2	0	0	0	0	0	0	0	0	0	0	0	0	0	0	0	2
<b>Total</b>	0	2	0	0	2	0	0	0	0	0	1	0	0	0	1	0	0	0	0	0	3
6:00 PM	0	0	0	0	0	0	0	0	0	0	0	0	0	0	0	0	0	0	0	0	0
6:15 PM	0	0	0	0	0	0	0	0	0	0	0	0	0	0	0	0	0	0	0	0	0
<b>Total</b>	0	0	0	0	0	0	0	0	0	0	0	0	0	0	0	0	0	0	0	0	0
<b>Grand Total</b>	0	2	1	0	3	0	0	0	0	0	2	1	0	0	3	0	0	0	0	0	6
Approach %	0.0	66.7	33.3	0.0		0.0	0.0	0.0	0.0		66.7	33.3	0.0	0.0		0.0	0.0	0.0	0.0		
Total %	0.0	33.3	16.7	0.0	50.0	0.0	0.0	0.0	0.0	0.0	33.3	16.7	0.0	0.0	50.0	0.0	0.0	0.0	0.0	0.0	
Exiting Leg Total	1					3					2					0					6

Peak Hour Analysis from 04:30 PM to 06:30 PM begins at:

	Fulkerson Street					Rogers Street					Fulkerson Street					Construction Site					Total
	from North					from East					from South					from West					
	Right	Thru	Left	U-Turn	Total	Right	Thru	Left	U-Turn	Total	Right	Thru	Left	U-Turn	Total	Right	Thru	Left	U-Turn	Total	
4:30 PM	0	0	1	0	1	0	0	0	0	0	1	0	0	0	1	0	0	0	0	0	2
4:45 PM	0	0	0	0	0	0	0	0	0	0	0	1	0	0	1	0	0	0	0	0	1
5:00 PM	0	0	0	0	0	0	0	0	0	0	1	0	0	0	1	0	0	0	0	0	1
5:15 PM	0	0	0	0	0	0	0	0	0	0	0	0	0	0	0	0	0	0	0	0	0
<b>Total Volume</b>	0	0	1	0	1	0	0	0	0	0	2	1	0	0	3	0	0	0	0	0	4
% Approach Total	0.0	0.0	100.0	0.0		0.0	0.0	0.0	0.0		66.7	33.3	0.0	0.0		0.0	0.0	0.0	0.0		
PHF	0.000	0.000	0.250	0.000	0.250	0.000	0.000	0.000	0.000	0.000	0.500	0.250	0.000	0.000	0.750	0.000	0.000	0.000	0.000	0.000	0.500
Entering Leg	0	0	1	0	1	0	0	0	0	0	2	1	0	0	3	0	0	0	0	0	4
Exiting Leg	1					3					0					0					4
<b>Total</b>	2					3					3					0					8



PDI File #: **186556 DD**  
 Location: **N: Fulkerson Street S: Fulkerson Street**  
 Location: **E: Rogers Street W: Construction Site**  
 City, State: **Cambridge, MA**  
 Client: **VHB/ S. Mandzo-Predzic**  
 Site Code: **TBA**  
 Count Date: **Thursday, November 15, 2018**  
 Start Time: **4:30 PM**  
 End Time: **6:30 PM**  
 Class:



46 Morton Street, Framingham, MA 01702  
 Office: 508-875-0100 Fax: 508-875-0118  
 Email: datarequests@pdilic.com

**Articulated Trucks**

	Fulkerson Street					Rogers Street					Fulkerson Street					Construction Site					Total
	from North					from East					from South					from West					
	Right	Thru	Left	U-Turn	Total	Right	Thru	Left	U-Turn	Total	Right	Thru	Left	U-Turn	Total	Right	Thru	Left	U-Turn	Total	
4:30 PM	0	0	0	0	0	0	0	0	0	0	0	0	0	0	0	0	0	0	0	0	0
4:45 PM	0	0	0	0	0	0	0	0	0	0	0	0	0	0	0	0	0	0	0	0	0
Total	0	0	0	0	0	0	0	0	0	0	0	0	0	0	0	0	0	0	0	0	0
5:00 PM	0	0	0	0	0	0	0	0	0	0	0	0	0	0	0	0	0	0	0	0	0
5:15 PM	0	0	0	0	0	0	0	0	0	0	0	0	0	0	0	0	0	0	0	0	0
5:30 PM	0	0	0	0	0	0	0	0	0	0	0	0	0	0	0	0	0	0	0	0	0
5:45 PM	0	0	0	0	0	0	0	0	0	0	0	0	0	0	0	0	0	0	0	0	0
Total	0	0	0	0	0	0	0	0	0	0	0	0	0	0	0	0	0	0	0	0	0
6:00 PM	0	0	0	0	0	0	0	0	0	0	0	0	0	0	0	0	0	0	0	0	0
6:15 PM	0	0	0	0	0	0	0	0	0	0	0	0	0	0	0	0	0	0	0	0	0
Total	0	0	0	0	0	0	0	0	0	0	0	0	0	0	0	0	0	0	0	0	0
Grand Total	0	0	0	0	0	0	0	0	0	0	0	0	0	0	0	0	0	0	0	0	0
Approach %	0.0	0.0	0.0	0.0		0.0	0.0	0.0	0.0		0.0	0.0	0.0	0.0		0.0	0.0	0.0	0.0		
Total %	0.0	0.0	0.0	0.0	0.0	0.0	0.0	0.0	0.0	0.0	0.0	0.0	0.0	0.0	0.0	0.0	0.0	0.0	0.0	0.0	0.0
Exiting Leg Total	0					0					0					0					0

**Peak Hour Analysis from 04:30 PM to 06:30 PM begins at:**

	Fulkerson Street					Rogers Street					Fulkerson Street					Construction Site					Total
	from North					from East					from South					from West					
	Right	Thru	Left	U-Turn	Total	Right	Thru	Left	U-Turn	Total	Right	Thru	Left	U-Turn	Total	Right	Thru	Left	U-Turn	Total	
4:30 PM	0	0	0	0	0	0	0	0	0	0	0	0	0	0	0	0	0	0	0	0	0
4:45 PM	0	0	0	0	0	0	0	0	0	0	0	0	0	0	0	0	0	0	0	0	0
5:00 PM	0	0	0	0	0	0	0	0	0	0	0	0	0	0	0	0	0	0	0	0	0
5:15 PM	0	0	0	0	0	0	0	0	0	0	0	0	0	0	0	0	0	0	0	0	0
Total Volume	0	0	0	0	0	0	0	0	0	0	0	0	0	0	0	0	0	0	0	0	0
% Approach Total	0.0	0.0	0.0	0.0		0.0	0.0	0.0	0.0		0.0	0.0	0.0	0.0		0.0	0.0	0.0	0.0		
PHF	0.000	0.000	0.000	0.000	0.000	0.000	0.000	0.000	0.000	0.000	0.000	0.000	0.000	0.000	0.000	0.000	0.000	0.000	0.000	0.000	0.000
Entering Leg	0	0	0	0	0	0	0	0	0	0	0	0	0	0	0	0	0	0	0	0	0
Exiting Leg	0					0					0					0					0
Total	0					0					0					0					0

PDI File #: 186556 DD  
 Location: N: Fulkerson Street S: Fulkerson Street  
 Location: E: Rogers Street W: Construction Site  
 City, State: Cambridge, MA  
 Client: VHB/ S. Mandzo-Predzic  
 Site Code: TBA  
 Count Date: Thursday, November 15, 2018  
 Start Time: 4:30 PM  
 End Time: 6:30 PM  
 Class:



46 Morton Street, Framingham, MA 01702  
 Office: 508-875-0100 Fax: 508-875-0118  
 Email: datarequests@pdilic.com

**Bicycles (on Roadway and Crosswalks)**

	Fulkerson Street							Rogers Street							Fulkerson Street							Construction Site							Total
	from North							from East							from South							from West							
	Right	Thru	Left	U-Turn	CW-EB	CW-WB	Total	Right	Thru	Left	U-Turn	CW-SB	CW-NB	Total	Right	Thru	Left	U-Turn	CW-WB	CW-EB	Total	Right	Thru	Left	U-Turn	CW-NB	CW-SB	Total	
4:30 PM	0	2	0	0	0	0	2	0	0	0	0	1	0	1	0	1	0	0	0	0	1	0	0	0	0	0	0	0	4
4:45 PM	0	2	0	0	0	0	2	0	0	0	0	0	0	0	0	2	0	0	0	0	2	0	0	0	0	0	0	0	4
Total	0	4	0	0	0	0	4	0	0	0	0	1	0	1	0	3	0	0	0	0	3	0	0	0	0	0	0	0	8
5:00 PM	0	1	0	0	0	0	1	0	0	4	0	0	0	4	0	3	0	0	0	0	3	0	0	0	0	0	0	0	8
5:15 PM	0	2	0	0	0	0	2	0	0	2	0	0	0	2	2	5	0	0	0	0	7	0	0	0	0	0	0	0	11
5:30 PM	0	3	0	0	0	0	3	0	0	1	0	0	0	1	0	5	0	0	0	0	5	0	0	0	0	0	0	0	9
5:45 PM	0	1	0	0	0	0	1	0	0	1	0	0	0	1	0	1	0	0	0	0	1	0	0	0	0	0	0	0	3
Total	0	7	0	0	0	0	7	0	0	8	0	0	0	8	2	14	0	0	0	0	16	0	0	0	0	0	0	0	31
6:00 PM	0	1	0	0	0	0	1	1	0	0	0	0	0	1	0	6	0	0	0	0	6	0	0	0	0	0	0	0	8
6:15 PM	0	3	0	0	0	0	3	0	0	0	0	0	0	0	0	0	0	0	0	0	0	0	0	0	0	0	0	0	3
Total	0	4	0	0	0	0	4	1	0	0	0	0	0	1	0	6	0	0	0	0	6	0	0	0	0	0	0	0	11
Grand Total	0	15	0	0	0	0	15	1	0	8	0	1	0	10	2	23	0	0	0	0	25	0	0	0	0	0	0	0	50
Approach %	0.0	100.0	0.0	0.0	0.0	0.0		10.0	0.0	80.0	0.0	10.0	0.0		8.0	92.0	0.0	0.0	0.0	0.0		0.0	0.0	0.0	0.0	0.0	0.0		
Total %	0.0	30.0	0.0	0.0	0.0	0.0	30.0	2.0	0.0	16.0	0.0	2.0	0.0	20.0	4.0	46.0	0.0	0.0	0.0	0.0	50.0	0.0	0.0	0.0	0.0	0.0	0.0	0.0	
Exiting Leg Total	24							3							23							0							50

Peak Hour Analysis from 04:30 PM to 06:30 PM begins at:

	Fulkerson Street							Rogers Street							Fulkerson Street							Construction Site							Total
	from North							from East							from South							from West							
	Right	Thru	Left	U-Turn	CW-EB	CW-WB	Total	Right	Thru	Left	U-Turn	CW-SB	CW-NB	Total	Right	Thru	Left	U-Turn	CW-WB	CW-EB	Total	Right	Thru	Left	U-Turn	CW-NB	CW-SB	Total	
4:45 PM	0	2	0	0	0	0	2	0	0	0	0	0	0	0	0	2	0	0	0	0	2	0	0	0	0	0	0	0	4
5:00 PM	0	1	0	0	0	0	1	0	0	4	0	0	0	4	0	3	0	0	0	0	3	0	0	0	0	0	0	0	8
5:15 PM	0	2	0	0	0	0	2	0	0	2	0	0	0	2	2	5	0	0	0	0	7	0	0	0	0	0	0	0	11
5:30 PM	0	3	0	0	0	0	3	0	0	1	0	0	0	1	0	5	0	0	0	0	5	0	0	0	0	0	0	0	9
Total Volume	0	8	0	0	0	0	8	0	0	7	0	0	0	7	2	15	0	0	0	0	17	0	0	0	0	0	0	0	32
% Approach Total	0.0	100.0	0.0	0.0	0.0	0.0		0.0	0.0	100.0	0.0	0.0	0.0		11.8	88.2	0.0	0.0	0.0	0.0		0.0	0.0	0.0	0.0	0.0	0.0		
PHF	0.000	0.667	0.000	0.000	0.000	0.000	0.667	0.000	0.000	0.438	0.000	0.000	0.438	0.250	0.750	0.000	0.000	0.000	0.607	0.000	0.000	0.000	0.000	0.000	0.000	0.000	0.727		
Entering Leg	0	8	0	0	0	0	8	0	0	7	0	0	0	7	2	15	0	0	0	0	17	0	0	0	0	0	0	0	32
Exiting Leg	15							2							15							0							32
Total	23							9							32							0							64

PDI File #: 186556 DD  
 Location: N: Fulkerson Street S: Fulkerson Street  
 Location: E: Rogers Street W: Construction Site  
 City, State: Cambridge, MA  
 Client: VHB/ S. Mandzo-Predzic  
 Site Code: TBA  
 Count Date: Thursday, November 15, 2018  
 Start Time: 4:30 PM  
 End Time: 6:30 PM  
 Class:



46 Morton Street, Framingham, MA 01702  
 Office: 508-875-0100 Fax: 508-875-0118  
 Email: datarequests@pdilic.com

**Pedestrians**

	Fulkerson Street							Rogers Street							Fulkerson Street							Construction Site							Total
	from North							from East							from South							from West							
	Right	Thru	Left	U-Turn	CW-EB	CW-WB	Total	Right	Thru	Left	U-Turn	CW-SB	CW-NB	Total	Right	Thru	Left	U-Turn	CW-WB	CW-EB	Total	Right	Thru	Left	U-Turn	CW-NB	CW-SB	Total	
4:30 PM	0	0	0	0	1	3	4	0	0	0	0	10	2	12	0	0	0	0	2	0	2	0	0	0	0	11	6	17	35
4:45 PM	0	0	0	0	0	2	2	0	0	0	0	6	4	10	0	0	0	0	1	0	1	0	0	0	0	11	4	15	28
<b>Total</b>	0	0	0	0	1	5	6	0	0	0	0	16	6	22	0	0	0	0	3	0	3	0	0	0	0	22	10	32	63
5:00 PM	0	0	0	0	0	2	2	0	0	0	0	11	5	16	0	0	0	0	3	0	3	0	0	0	0	8	3	11	32
5:15 PM	0	0	0	0	0	2	2	0	0	0	0	9	13	22	0	0	0	0	0	0	0	0	0	0	0	8	4	12	36
5:30 PM	0	0	0	0	2	1	3	0	0	0	0	3	4	7	0	0	0	0	1	0	1	0	0	0	0	13	3	16	27
5:45 PM	0	0	0	0	0	0	0	0	0	0	0	10	8	18	0	0	0	0	0	0	0	0	0	0	0	8	3	11	29
<b>Total</b>	0	0	0	0	2	5	7	0	0	0	0	33	30	63	0	0	0	0	4	0	4	0	0	0	0	37	13	50	124
6:00 PM	0	0	0	0	0	0	0	0	0	0	0	7	6	13	0	0	0	0	0	0	0	0	0	0	0	4	0	4	17
6:15 PM	0	0	0	0	3	0	3	0	0	0	0	5	5	10	0	0	0	0	0	0	0	0	0	0	0	8	3	11	24
<b>Total</b>	0	0	0	0	3	0	3	0	0	0	0	12	11	23	0	0	0	0	0	0	0	0	0	0	0	12	3	15	41
<b>Grand Total</b>	0	0	0	0	6	10	16	0	0	0	0	61	47	108	0	0	0	0	7	0	7	0	0	0	0	71	26	97	228
Approach %	0	0	0	0	37.5	62.5		0	0	0	0	56.5	43.5		0	0	0	0	100	0		0	0	0	0	73.2	26.8		
Total %	0	0	0	0	2.63	4.39	7.02	0	0	0	0	26.8	20.6	47.4	0	0	0	0	3.07	0	3.07	0	0	0	0	31.1	11.4	42.5	
Exiting Leg Total	16							108							7							97							228

Peak Hour Analysis from 04:30 PM to 06:30 PM begins at:

	Fulkerson Street							Rogers Street							Fulkerson Street							Construction Site							Total
	from North							from East							from South							from West							
	Right	Thru	Left	U-Turn	CW-EB	CW-WB	Total	Right	Thru	Left	U-Turn	CW-SB	CW-NB	Total	Right	Thru	Left	U-Turn	CW-WB	CW-EB	Total	Right	Thru	Left	U-Turn	CW-NB	CW-SB	Total	
4:30 PM	0	0	0	0	1	3	4	0	0	0	0	10	2	12	0	0	0	0	2	0	2	0	0	0	0	11	6	17	35
4:45 PM	0	0	0	0	0	2	2	0	0	0	0	6	4	10	0	0	0	0	1	0	1	0	0	0	0	11	4	15	28
5:00 PM	0	0	0	0	0	2	2	0	0	0	0	11	5	16	0	0	0	0	3	0	3	0	0	0	0	8	3	11	32
5:15 PM	0	0	0	0	0	2	2	0	0	0	0	9	13	22	0	0	0	0	0	0	0	0	0	0	0	8	4	12	36
<b>Total Volume</b>	0	0	0	0	1	9	10	0	0	0	0	36	24	60	0	0	0	0	6	0	6	0	0	0	0	38	17	55	131
<b>% Approach Total</b>	0.0	0.0	0.0	0.0	10.0	90.0		0.0	0.0	0.0	0.0	60.0	40.0		0.0	0.0	0.0	0.0	100.0	0.0		0.0	0.0	0.0	0.0	69.1	30.9		
PHF	0.000	0.000	0.000	0.000	0.250	0.750	0.625	0.000	0.000	0.000	0.000	0.818	0.462	0.682	0.000	0.000	0.000	0.000	0.500	0.000	0.500	0.000	0.000	0.000	0.000	0.864	0.708	0.809	0.910
Entering Leg	0	0	0	0	1	9	10	0	0	0	0	36	24	60	0	0	0	0	6	0	6	0	0	0	0	38	17	55	131
Exiting Leg	10							60							6							55							131
<b>Total</b>	20							120							12							110							262

PDI File #: **186556 G**  
 Location: **N: Parking Garage Access**  
 Location: **E: Binney Street W: Binney Street**  
 City, State: **Cambridge, MA**  
 Client: **VHB/ S. Mandzo-Preldzic**  
 Site Code: **TBA**  
 Count Date: **Thursday, November 15, 2018**  
 Start Time: **7:30 AM**  
 End Time: **9:30 AM**  
 Class:



46 Morton Street, Framingham, MA 01702  
 Office: 508-875-0100 Fax: 508-875-0118  
 Email: datarequests@pdilic.com

**Cars and Heavy Vehicles (Combined)**

	Parking Garage Access				Binney Street				Binney Street				Total
	from North				from East				from West				
	Right	Left	U-Turn	Total	Right	Thru	U-Turn	Total	Thru	Left	U-Turn	Total	
7:30 AM	0	3	0	3	18	0	1	19	34	19	0	53	75
7:45 AM	0	5	0	5	16	0	0	16	43	29	0	72	93
<b>Total</b>	<b>0</b>	<b>8</b>	<b>0</b>	<b>8</b>	<b>34</b>	<b>0</b>	<b>1</b>	<b>35</b>	<b>77</b>	<b>48</b>	<b>0</b>	<b>125</b>	<b>168</b>
8:00 AM	0	9	0	9	36	0	0	36	55	39	0	94	139
8:15 AM	2	6	0	8	41	1	0	42	51	47	0	98	148
8:30 AM	0	10	0	10	33	2	0	35	51	56	0	107	152
8:45 AM	0	10	0	10	39	0	2	41	47	66	0	113	164
<b>Total</b>	<b>2</b>	<b>35</b>	<b>0</b>	<b>37</b>	<b>149</b>	<b>3</b>	<b>2</b>	<b>154</b>	<b>204</b>	<b>208</b>	<b>0</b>	<b>412</b>	<b>603</b>
9:00 AM	0	14	0	14	35	0	3	38	44	46	0	90	142
9:15 AM	0	3	0	3	25	0	0	25	32	48	0	80	108
<b>Total</b>	<b>0</b>	<b>17</b>	<b>0</b>	<b>17</b>	<b>60</b>	<b>0</b>	<b>3</b>	<b>63</b>	<b>76</b>	<b>94</b>	<b>0</b>	<b>170</b>	<b>250</b>
<b>Grand Total</b>	<b>2</b>	<b>60</b>	<b>0</b>	<b>62</b>	<b>243</b>	<b>3</b>	<b>6</b>	<b>252</b>	<b>357</b>	<b>350</b>	<b>0</b>	<b>707</b>	<b>1021</b>
Approach %	3.2	96.8	0.0		96.4	1.2	2.4		50.5	49.5	0.0		
Total %	0.2	5.9	0.0	6.1	23.8	0.3	0.6	24.7	35.0	34.3	0.0	69.2	
Exiting Leg Total				593				423				5	1021
Cars	0	59	0	59	243	2	6	251	340	346	0	686	996
% Cars	0.0	98.3	0.0	95.2	100.0	66.7	100.0	99.6	95.2	98.9	0.0	97.0	97.6
Exiting Leg Total				589				405				2	996
Heavy Vehicles	2	1	0	3	0	1	0	1	17	4	0	21	25
% Heavy Vehicles	100.0	1.7	0.0	4.8	0.0	33.3	0.0	0.4	4.8	1.1	0.0	3.0	2.4
Exiting Leg Total				4				18				3	25

Peak Hour Analysis from 07:30 AM to 09:30 AM begins at:

8:15 AM	Parking Garage Access				Binney Street				Binney Street				Total
	from North				from East				from West				
	Right	Left	U-Turn	Total	Right	Thru	U-Turn	Total	Thru	Left	U-Turn	Total	
8:15 AM	2	6	0	8	41	1	0	42	51	47	0	98	148
8:30 AM	0	10	0	10	33	2	0	35	51	56	0	107	152
8:45 AM	0	10	0	10	39	0	2	41	47	66	0	113	164
9:00 AM	0	14	0	14	35	0	3	38	44	46	0	90	142
Total Volume	2	40	0	42	148	3	5	156	193	215	0	408	606
% Approach Total	4.8	95.2	0.0		94.9	1.9	3.2		47.3	52.7	0.0		
PHF	0.250	0.714	0.000	0.750	0.902	0.375	0.417	0.929	0.946	0.814	0.000	0.903	0.924
Cars	0	39	0	39	148	2	5	155	181	213	0	394	588
Cars %	0.0	97.5	0.0	92.9	100.0	66.7	100.0	99.4	93.8	99.1	0.0	96.6	97.0
Heavy Vehicles	2	1	0	3	0	1	0	1	12	2	0	14	18
Heavy Vehicles %	100.0	2.5	0.0	7.1	0.0	33.3	0.0	0.6	6.2	0.9	0.0	3.4	3.0
Cars Enter Leg	0	39	0	39	148	2	5	155	181	213	0	394	588
Heavy Enter Leg	2	1	0	3	0	1	0	1	12	2	0	14	18
Total Entering Leg	2	40	0	42	148	3	5	156	193	215	0	408	606
Cars Exiting Leg				361				225				2	588
Heavy Exiting Leg				2				13				3	18
Total Exiting Leg				363				238				5	606

PDI File #: **186556 G**  
 Location: **N: Parking Garage Access**  
 Location: **E: Binney Street W: Binney Street**  
 City, State: **Cambridge, MA**  
 Client: **VHB/ S. Mandzo-Preldzic**  
 Site Code: **TBA**  
 Count Date: **Thursday, November 15, 2018**  
 Start Time: **7:30 AM**  
 End Time: **9:30 AM**



46 Morton Street, Framingham, MA 01702  
 Office: 508-875-0100 Fax: 508-875-0118  
 Email: datarequests@pdilic.com

Class: **Cars-Combined (Motorcycles, Cars, Light Goods)**

	Parking Garage Access				Binney Street				Binney Street				Total
	from North				from East				from West				
	Right	Left	U-Turn	Total	Right	Thru	U-Turn	Total	Thru	Left	U-Turn	Total	
7:30 AM	0	3	0	3	18	0	1	19	33	19	0	52	74
7:45 AM	0	5	0	5	16	0	0	16	42	27	0	69	90
Total	0	8	0	8	34	0	1	35	75	46	0	121	164
8:00 AM	0	9	0	9	36	0	0	36	53	39	0	92	137
8:15 AM	0	6	0	6	41	1	0	42	46	46	0	92	140
8:30 AM	0	10	0	10	33	1	0	34	46	55	0	101	145
8:45 AM	0	10	0	10	39	0	2	41	47	66	0	113	164
Total	0	35	0	35	149	2	2	153	192	206	0	398	586
9:00 AM	0	13	0	13	35	0	3	38	42	46	0	88	139
9:15 AM	0	3	0	3	25	0	0	25	31	48	0	79	107
Total	0	16	0	16	60	0	3	63	73	94	0	167	246
Grand Total	0	59	0	59	243	2	6	251	340	346	0	686	996
Approach %	0.0	100.0	0.0		96.8	0.8	2.4		49.6	50.4	0.0		
Total %	0.0	5.9	0.0	5.9	24.4	0.2	0.6	25.2	34.1	34.7	0.0	68.9	
Exiting Leg Total				589				405				2	996

Peak Hour Analysis from 07:30 AM to 09:30 AM begins at:

	Parking Garage Access				Binney Street				Binney Street				Total
	from North				from East				from West				
	Right	Left	U-Turn	Total	Right	Thru	U-Turn	Total	Thru	Left	U-Turn	Total	
8:15 AM	0	6	0	6	41	1	0	42	46	46	0	92	140
8:30 AM	0	10	0	10	33	1	0	34	46	55	0	101	145
8:45 AM	0	10	0	10	39	0	2	41	47	66	0	113	164
9:00 AM	0	13	0	13	35	0	3	38	42	46	0	88	139
Total Volume	0	39	0	39	148	2	5	155	181	213	0	394	588
% Approach Total	0.0	100.0	0.0		95.5	1.3	3.2		45.9	54.1	0.0		
PHF	0.000	0.750	0.000	0.750	0.902	0.500	0.417	0.923	0.963	0.807	0.000	0.872	0.896
Entering Leg	0	39	0	39	148	2	5	155	181	213	0	394	588
Exiting Leg				361				225				2	588
Total				400				380				396	1176

PDI File #: **186556 G**  
 Location: **N: Parking Garage Access**  
 Location: **E: Binney Street W: Binney Street**  
 City, State: **Cambridge, MA**  
 Client: **VHB/ S. Mandzo-Preldzic**  
 Site Code: **TBA**  
 Count Date: **Thursday, November 15, 2018**  
 Start Time: **7:30 AM**  
 End Time: **9:30 AM**



46 Morton Street, Framingham, MA 01702  
 Office: 508-875-0100 Fax: 508-875-0118  
 Email: datarequests@pdilic.com

Class: **Heavy Vehicles-Combined (Buses, Single-Unit Trucks, Articulated Trucks)**

	Parking Garage Access				Binney Street				Binney Street				Total
	from North				from East				from West				
	Right	Left	U-Turn	Total	Right	Thru	U-Turn	Total	Thru	Left	U-Turn	Total	
7:30 AM	0	0	0	0	0	0	0	0	1	0	0	1	1
7:45 AM	0	0	0	0	0	0	0	0	1	2	0	3	3
Total	0	0	0	0	0	0	0	0	2	2	0	4	4
8:00 AM	0	0	0	0	0	0	0	0	2	0	0	2	2
8:15 AM	2	0	0	2	0	0	0	0	5	1	0	6	8
8:30 AM	0	0	0	0	0	1	0	1	5	1	0	6	7
8:45 AM	0	0	0	0	0	0	0	0	0	0	0	0	0
Total	2	0	0	2	0	1	0	1	12	2	0	14	17
9:00 AM	0	1	0	1	0	0	0	0	2	0	0	2	3
9:15 AM	0	0	0	0	0	0	0	0	1	0	0	1	1
Total	0	1	0	1	0	0	0	0	3	0	0	3	4
Grand Total	2	1	0	3	0	1	0	1	17	4	0	21	25
Approach %	66.7	33.3	0.0		0.0	100.0	0.0		81.0	19.0	0.0		
Total %	8.0	4.0	0.0	12.0	0.0	4.0	0.0	4.0	68.0	16.0	0.0	84.0	
Exiting Leg Total	4				18				3				25
Buses	0	0	0	0	0	0	0	0	1	0	0	1	1
% Buses	0.0	0.0	0.0	0.0	0.0	0.0	0.0	0.0	5.9	0.0	0.0	4.8	4.0
Exiting Leg Total	0				1				0				1
Single-Unit Trucks	2	1	0	3	0	1	0	1	16	4	0	20	24
% Single-Unit	100.0	100.0	0.0	100.0	0.0	100.0	0.0	100.0	94.1	100.0	0.0	95.2	96.0
Exiting Leg Total	4				17				3				24
Articulated Trucks	0	0	0	0	0	0	0	0	0	0	0	0	0
% Articulated	0.0	0.0	0.0	0.0	0.0	0.0	0.0	0.0	0.0	0.0	0.0	0.0	0.0
Exiting Leg Total	0				0				0				0

Peak Hour Analysis from 07:30 AM to 09:30 AM begins at:

	Parking Garage Access				Binney Street				Binney Street				Total
	from North				from East				from West				
	Right	Left	U-Turn	Total	Right	Thru	U-Turn	Total	Thru	Left	U-Turn	Total	
7:45 AM	0	0	0	0	0	0	0	0	1	2	0	3	3
8:00 AM	0	0	0	0	0	0	0	0	2	0	0	2	2
8:15 AM	2	0	0	2	0	0	0	0	5	1	0	6	8
8:30 AM	0	0	0	0	0	1	0	1	5	1	0	6	7
Total Volume	2	0	0	2	0	1	0	1	13	4	0	17	20
% Approach Total	100.0	0.0	0.0		0.0	100.0	0.0		76.5	23.5	0.0		
PHF	0.250	0.000	0.000	0.250	0.000	0.250	0.000	0.250	0.650	0.500	0.000	0.708	0.625
Buses	0	0	0	0	0	0	0	0	0	0	0	0	0
Buses %	0.0	0.0	0.0	0.0	0.0	0.0	0.0	0.0	0.0	0.0	0.0	0.0	0.0
Single-Unit Trucks	2	0	0	2	0	1	0	1	13	4	0	17	20
Single-Unit %	100.0	0.0	0.0	100.0	0.0	100.0	0.0	100.0	100.0	100.0	0.0	100.0	100.0
Articulated Trucks	0	0	0	0	0	0	0	0	0	0	0	0	0
Articulated %	0.0	0.0	0.0	0.0	0.0	0.0	0.0	0.0	0.0	0.0	0.0	0.0	0.0
Buses	0	0	0	0	0	0	0	0	0	0	0	0	0
Single-Unit Trucks	2	0	0	2	0	1	0	1	13	4	0	17	20
Articulated Trucks	0	0	0	0	0	0	0	0	0	0	0	0	0
Total Entering Leg	2	0	0	2	0	1	0	1	13	4	0	17	20
Buses	0				0				0				0
Single-Unit Trucks	4				13				3				20
Articulated Trucks	0				0				0				0
Total Exiting Leg	4				13				3				20

PDI File #: **186556 G**  
 Location: **N: Parking Garage Access**  
 Location: **E: Binney Street W: Binney Street**  
 City, State: **Cambridge, MA**  
 Client: **VHB/ S. Mandzo-Preldzic**  
 Site Code: **TBA**  
 Count Date: **Thursday, November 15, 2018**  
 Start Time: **7:30 AM**  
 End Time: **9:30 AM**  
 Class:



46 Morton Street, Framingham, MA 01702  
 Office: 508-875-0100 Fax: 508-875-0118  
 Email: datarequests@pdillc.com

**Cars**

	Parking Garage Access				Binney Street				Binney Street				Total
	from North				from East				from West				
	Right	Left	U-Turn	Total	Right	Thru	U-Turn	Total	Thru	Left	U-Turn	Total	
7:30 AM	0	3	0	3	18	0	1	19	25	19	0	44	66
7:45 AM	0	3	0	3	15	0	0	15	36	25	0	61	79
Total	0	6	0	6	33	0	1	34	61	44	0	105	145
8:00 AM	0	8	0	8	33	0	0	33	46	39	0	85	126
8:15 AM	0	6	0	6	39	0	0	39	43	45	0	88	133
8:30 AM	0	10	0	10	33	1	0	34	44	54	0	98	142
8:45 AM	0	7	0	7	38	0	2	40	44	65	0	109	156
Total	0	31	0	31	143	1	2	146	177	203	0	380	557
9:00 AM	0	13	0	13	35	0	3	38	36	44	0	80	131
9:15 AM	0	3	0	3	25	0	0	25	30	48	0	78	106
Total	0	16	0	16	60	0	3	63	66	92	0	158	237
Grand Total	0	53	0	53	236	1	6	243	304	339	0	643	939
Approach %	0.0	100.0	0.0		97.1	0.4	2.5		47.3	52.7	0.0		
Total %	0.0	5.6	0.0	5.6	25.1	0.1	0.6	25.9	32.4	36.1	0.0	68.5	
Exiting Leg Total				575				363				1	939

Peak Hour Analysis from 07:30 AM to 09:30 AM begins at:

	Parking Garage Access				Binney Street				Binney Street				Total
	from North				from East				from West				
	Right	Left	U-Turn	Total	Right	Thru	U-Turn	Total	Thru	Left	U-Turn	Total	
8:15 AM	0	6	0	6	39	0	0	39	43	45	0	88	133
8:30 AM	0	10	0	10	33	1	0	34	44	54	0	98	142
8:45 AM	0	7	0	7	38	0	2	40	44	65	0	109	156
9:00 AM	0	13	0	13	35	0	3	38	36	44	0	80	131
Total Volume	0	36	0	36	145	1	5	151	167	208	0	375	562
% Approach Total	0.0	100.0	0.0		96.0	0.7	3.3		44.5	55.5	0.0		
PHF	0.000	0.692	0.000	0.692	0.929	0.250	0.417	0.944	0.949	0.800	0.000	0.860	0.901
Entering Leg	0	36	0	36	145	1	5	151	167	208	0	375	562
Exiting Leg				353				208				1	562
Total				389				359				376	1124

PDI File #: **186556 G**  
 Location: **N: Parking Garage Access**  
 Location: **E: Binney Street W: Binney Street**  
 City, State: **Cambridge, MA**  
 Client: **VHB/ S. Mandzo-Preldzic**  
 Site Code: **TBA**  
 Count Date: **Thursday, November 15, 2018**  
 Start Time: **7:30 AM**  
 End Time: **9:30 AM**  
 Class:



46 Morton Street, Framingham, MA 01702  
 Office: 508-875-0100 Fax: 508-875-0118  
 Email: datarequests@pdilic.com

**Light Goods Vehicle**

	Parking Garage Access				Binney Street				Binney Street				Total
	from North				from East				from West				
	Right	Left	U-Turn	Total	Right	Thru	U-Turn	Total	Thru	Left	U-Turn	Total	
7:30 AM	0	0	0	0	0	0	0	0	8	0	0	8	8
7:45 AM	0	2	0	2	1	0	0	1	6	2	0	8	11
Total	0	2	0	2	1	0	0	1	14	2	0	16	19
8:00 AM	0	1	0	1	3	0	0	3	7	0	0	7	11
8:15 AM	0	0	0	0	2	1	0	3	2	1	0	3	6
8:30 AM	0	0	0	0	0	0	0	0	2	1	0	3	3
8:45 AM	0	3	0	3	1	0	0	1	3	1	0	4	8
Total	0	4	0	4	6	1	0	7	14	3	0	17	28
9:00 AM	0	0	0	0	0	0	0	0	6	2	0	8	8
9:15 AM	0	0	0	0	0	0	0	0	1	0	0	1	1
Total	0	0	0	0	0	0	0	0	7	2	0	9	9
Grand Total	0	6	0	6	7	1	0	8	35	7	0	42	56
Approach %	0.0	100.0	0.0		87.5	12.5	0.0		83.3	16.7	0.0		
Total %	0.0	10.7	0.0	10.7	12.5	1.8	0.0	14.3	62.5	12.5	0.0	75.0	
Exiting Leg Total				14				41				1	56

Peak Hour Analysis from 07:30 AM to 09:30 AM begins at:

	Parking Garage Access				Binney Street				Binney Street				Total
	from North				from East				from West				
	Right	Left	U-Turn	Total	Right	Thru	U-Turn	Total	Thru	Left	U-Turn	Total	
7:30 AM	0	0	0	0	0	0	0	0	8	0	0	8	8
7:45 AM	0	2	0	2	1	0	0	1	6	2	0	8	11
8:00 AM	0	1	0	1	3	0	0	3	7	0	0	7	11
8:15 AM	0	0	0	0	2	1	0	3	2	1	0	3	6
Total Volume	0	3	0	3	6	1	0	7	23	3	0	26	36
% Approach Total	0.0	100.0	0.0		85.7	14.3	0.0		88.5	11.5	0.0		
PHF	0.000	0.375	0.000	0.375	0.500	0.250	0.000	0.583	0.719	0.375	0.000	0.813	0.818
Entering Leg	0	3	0	3	6	1	0	7	23	3	0	26	36
Exiting Leg				9				26				1	36
Total				12				33				27	72



PDI File #: **186556 G**  
 Location: **N: Parking Garage Access**  
 Location: **E: Binney Street W: Binney Street**  
 City, State: **Cambridge, MA**  
 Client: **VHB/ S. Mandzo-Preldzic**  
 Site Code: **TBA**  
 Count Date: **Thursday, November 15, 2018**  
 Start Time: **7:30 AM**  
 End Time: **9:30 AM**  
 Class:



46 Morton Street, Framingham, MA 01702  
 Office: 508-875-0100 Fax: 508-875-0118  
 Email: datarequests@pdilic.com

**Buses**

	Parking Garage Access				Binney Street				Binney Street				Total
	from North				from East				from West				
	Right	Left	U-Turn	Total	Right	Thru	U-Turn	Total	Thru	Left	U-Turn	Total	
7:30 AM	0	0	0	0	0	0	0	0	0	0	0	0	0
7:45 AM	0	0	0	0	0	0	0	0	0	0	0	0	0
Total	0	0	0	0	0	0	0	0	0	0	0	0	0
8:00 AM	0	0	0	0	0	0	0	0	0	0	0	0	0
8:15 AM	0	0	0	0	0	0	0	0	0	0	0	0	0
8:30 AM	0	0	0	0	0	0	0	0	0	0	0	0	0
8:45 AM	0	0	0	0	0	0	0	0	0	0	0	0	0
Total	0	0	0	0	0	0	0	0	0	0	0	0	0
9:00 AM	0	0	0	0	0	0	0	0	1	0	0	1	1
9:15 AM	0	0	0	0	0	0	0	0	0	0	0	0	0
Total	0	0	0	0	0	0	0	0	1	0	0	1	1
Grand Total	0	0	0	0	0	0	0	0	1	0	0	1	1
Approach %	0.0	0.0	0.0		0.0	0.0	0.0		100.0	0.0	0.0		
Total %	0.0	0.0	0.0	0.0	0.0	0.0	0.0	0.0	100.0	0.0	0.0	100.0	
Exiting Leg Total	0				1				0				1

Peak Hour Analysis from 07:30 AM to 09:30 AM begins at:

8:15 AM	Parking Garage Access				Binney Street				Binney Street				Total
	from North				from East				from West				
	Right	Left	U-Turn	Total	Right	Thru	U-Turn	Total	Thru	Left	U-Turn	Total	
8:15 AM	0	0	0	0	0	0	0	0	0	0	0	0	0
8:30 AM	0	0	0	0	0	0	0	0	0	0	0	0	0
8:45 AM	0	0	0	0	0	0	0	0	0	0	0	0	0
9:00 AM	0	0	0	0	0	0	0	0	1	0	0	1	1
Total Volume	0	0	0	0	0	0	0	0	1	0	0	1	1
% Approach Total	0.0	0.0	0.0		0.0	0.0	0.0		100.0	0.0	0.0		
PHF	0.000	0.000	0.000	0.000	0.000	0.000	0.000	0.000	0.250	0.000	0.000	0.250	0.250
Entering Leg	0	0	0	0	0	0	0	0	1	0	0	1	1
Exiting Leg	0				1				0				1
Total	0				1				1				2

PDI File #: **186556 G**  
 Location: **N: Parking Garage Access**  
 Location: **E: Binney Street W: Binney Street**  
 City, State: **Cambridge, MA**  
 Client: **VHB/ S. Mandzo-Preldzic**  
 Site Code: **TBA**  
 Count Date: **Thursday, November 15, 2018**  
 Start Time: **7:30 AM**  
 End Time: **9:30 AM**  
 Class:



46 Morton Street, Framingham, MA 01702  
 Office: 508-875-0100 Fax: 508-875-0118  
 Email: datarequests@pdilic.com

**Single-Unit Trucks**

	Parking Garage Access				Binney Street				Binney Street				Total
	from North				from East				from West				
	Right	Left	U-Turn	Total	Right	Thru	U-Turn	Total	Thru	Left	U-Turn	Total	
7:30 AM	0	0	0	0	0	0	0	0	1	0	0	1	1
7:45 AM	0	0	0	0	0	0	0	0	1	2	0	3	3
Total	0	0	0	0	0	0	0	0	2	2	0	4	4
8:00 AM	0	0	0	0	0	0	0	0	2	0	0	2	2
8:15 AM	2	0	0	2	0	0	0	0	5	1	0	6	8
8:30 AM	0	0	0	0	0	1	0	1	5	1	0	6	7
8:45 AM	0	0	0	0	0	0	0	0	0	0	0	0	0
Total	2	0	0	2	0	1	0	1	12	2	0	14	17
9:00 AM	0	1	0	1	0	0	0	0	1	0	0	1	2
9:15 AM	0	0	0	0	0	0	0	0	1	0	0	1	1
Total	0	1	0	1	0	0	0	0	2	0	0	2	3
Grand Total	2	1	0	3	0	1	0	1	16	4	0	20	24
Approach %	66.7	33.3	0.0		0.0	100.0	0.0		80.0	20.0	0.0		
Total %	8.3	4.2	0.0	12.5	0.0	4.2	0.0	4.2	66.7	16.7	0.0	83.3	
Exiting Leg Total				4				17				3	24

Peak Hour Analysis from 07:30 AM to 09:30 AM begins at:

7:45 AM	Parking Garage Access				Binney Street				Binney Street				Total
	from North				from East				from West				
	Right	Left	U-Turn	Total	Right	Thru	U-Turn	Total	Thru	Left	U-Turn	Total	
7:45 AM	0	0	0	0	0	0	0	0	1	2	0	3	3
8:00 AM	0	0	0	0	0	0	0	0	2	0	0	2	2
8:15 AM	2	0	0	2	0	0	0	0	5	1	0	6	8
8:30 AM	0	0	0	0	0	1	0	1	5	1	0	6	7
Total Volume	2	0	0	2	0	1	0	1	13	4	0	17	20
% Approach Total	100.0	0.0	0.0		0.0	100.0	0.0		76.5	23.5	0.0		
PHF	0.250	0.000	0.000	0.250	0.000	0.250	0.000	0.250	0.650	0.500	0.000	0.708	0.625
Entering Leg	2	0	0	2	0	1	0	1	13	4	0	17	20
Exiting Leg				4				13				3	20
Total				6				14				20	40

PDI File #: **186556 G**  
 Location: **N: Parking Garage Access**  
 Location: **E: Binney Street W: Binney Street**  
 City, State: **Cambridge, MA**  
 Client: **VHB/ S. Mandzo-Prelidzic**  
 Site Code: **TBA**  
 Count Date: **Thursday, November 15, 2018**  
 Start Time: **7:30 AM**  
 End Time: **9:30 AM**  
 Class:



46 Morton Street, Framingham, MA 01702  
 Office: 508-875-0100 Fax: 508-875-0118  
 Email: datarequests@pdilic.com

**Articulated Trucks**

	Parking Garage Access				Binney Street				Binney Street				Total
	from North				from East				from West				
	Right	Left	U-Turn	Total	Right	Thru	U-Turn	Total	Thru	Left	U-Turn	Total	
7:30 AM	0	0	0	0	0	0	0	0	0	0	0	0	0
7:45 AM	0	0	0	0	0	0	0	0	0	0	0	0	0
Total	0	0	0	0	0	0	0	0	0	0	0	0	0
8:00 AM	0	0	0	0	0	0	0	0	0	0	0	0	0
8:15 AM	0	0	0	0	0	0	0	0	0	0	0	0	0
8:30 AM	0	0	0	0	0	0	0	0	0	0	0	0	0
8:45 AM	0	0	0	0	0	0	0	0	0	0	0	0	0
Total	0	0	0	0	0	0	0	0	0	0	0	0	0
9:00 AM	0	0	0	0	0	0	0	0	0	0	0	0	0
9:15 AM	0	0	0	0	0	0	0	0	0	0	0	0	0
Total	0	0	0	0	0	0	0	0	0	0	0	0	0
Grand Total	0	0	0	0	0	0	0	0	0	0	0	0	0
Approach %	0.0	0.0	0.0		0.0	0.0	0.0		0.0	0.0	0.0		
Total %	0.0	0.0	0.0	0.0	0.0	0.0	0.0	0.0	0.0	0.0	0.0	0.0	
Exiting Leg Total				0				0					0

Peak Hour Analysis from 07:30 AM to 09:30 AM begins at:

	Parking Garage Access				Binney Street				Binney Street				Total
	from North				from East				from West				
	Right	Left	U-Turn	Total	Right	Thru	U-Turn	Total	Thru	Left	U-Turn	Total	
7:30 AM	0	0	0	0	0	0	0	0	0	0	0	0	0
7:45 AM	0	0	0	0	0	0	0	0	0	0	0	0	0
8:00 AM	0	0	0	0	0	0	0	0	0	0	0	0	0
8:15 AM	0	0	0	0	0	0	0	0	0	0	0	0	0
Total Volume	0	0	0	0	0	0	0	0	0	0	0	0	0
% Approach Total	0.0	0.0	0.0		0.0	0.0	0.0		0.0	0.0	0.0		
PHF	0.000	0.000	0.000	0.000	0.000	0.000	0.000	0.000	0.000	0.000	0.000	0.000	0.000
Entering Leg	0	0	0	0	0	0	0	0	0	0	0	0	0
Exiting Leg				0				0					0
Total				0				0					0

PDI File #: 186556 G  
 Location: N: Parking Garage Access  
 Location: E: Binney Street W: Binney Street  
 City, State: Cambridge, MA  
 Client: VHB/ S. Mandzo-Prelidzic  
 Site Code: TBA  
 Count Date: Thursday, November 15, 2018  
 Start Time: 7:30 AM  
 End Time: 9:30 AM



46 Morton Street, Framingham, MA 01702  
 Office: 508-875-0100 Fax: 508-875-0118  
 Email: datarequests@pdilic.com

**Bicycles (on Roadway and Crosswalks)**

	Parking Garage Access							Binney Street						Binney Street						Total		
	from North							from East						from West								
	Right	Left	U-Turn	CW-EB	CW-WB	Total		Right	Thru	U-Turn	CW-SB	CW-NB	Total	Thru	Left	U-Turn	CW-NB	CW-SB	Total			
7:30 AM	0	0	0	0	0	0	0	0	0	0	0	0	0	0	2	0	0	0	0	2	2	
7:45 AM	0	0	0	0	0	0	0	0	0	0	0	0	0	0	2	0	0	0	0	2	2	
Total	0	0	0	0	0	0	0	0	0	0	0	0	0	0	4	0	0	0	0	4	4	
8:00 AM	0	0	0	0	0	0	0	0	0	0	0	0	0	0	1	0	0	0	0	1	1	
8:15 AM	0	0	0	0	0	0	0	1	0	0	0	0	1	3	0	0	0	0	3	4		
8:30 AM	0	0	0	0	0	0	0	0	0	0	0	0	0	3	1	0	0	0	4	4		
8:45 AM	0	1	0	0	0	0	1	0	2	0	0	0	2	5	1	0	0	0	6	9		
Total	0	1	0	0	0	0	1	1	2	0	0	0	3	12	2	0	0	0	14	18		
9:00 AM	0	0	0	0	0	0	0	0	0	0	0	0	0	5	0	0	0	0	5	5		
9:15 AM	0	0	0	0	0	0	0	0	1	0	0	0	1	0	0	0	0	0	0	1		
Total	0	0	0	0	0	0	0	0	1	0	0	0	1	5	0	0	0	0	5	6		
Grand Total	0	1	0	0	0	0	1	1	3	0	0	0	4	21	2	0	0	0	23	28		
Approach %	0.0	100.0	0.0	0.0	0.0			25.0	75.0	0.0	0.0	0.0		91.3	8.7	0.0	0.0	0.0				
Total %	0.0	3.6	0.0	0.0	0.0	3.6		3.6	10.7	0.0	0.0	0.0	14.3	75.0	7.1	0.0	0.0	0.0	82.1			
Exiting Leg Total								3												22	3	28

Peak Hour Analysis from 07:30 AM to 09:30 AM begins at:

	Parking Garage Access							Binney Street						Binney Street						Total		
	from North							from East						from West								
	Right	Left	U-Turn	CW-EB	CW-WB	Total		Right	Thru	U-Turn	CW-SB	CW-NB	Total	Thru	Left	U-Turn	CW-NB	CW-SB	Total			
8:15 AM	0	0	0	0	0	0	0	1	0	0	0	0	1	3	0	0	0	0	3	4		
8:30 AM	0	0	0	0	0	0	0	0	0	0	0	0	0	3	1	0	0	0	4	4		
8:45 AM	0	1	0	0	0	0	1	0	2	0	0	0	2	5	1	0	0	0	6	9		
9:00 AM	0	0	0	0	0	0	0	0	0	0	0	0	0	5	0	0	0	0	5	5		
Total Volume	0	1	0	0	0	0	1	1	2	0	0	0	3	16	2	0	0	0	18	22		
% Approach Total	0.0	100.0	0.0	0.0	0.0			33.3	66.7	0.0	0.0	0.0		88.9	11.1	0.0	0.0	0.0				
PHF	0.000	0.250	0.000	0.000	0.000	0.250		0.250	0.250	0.000	0.000	0.000	0.375	0.800	0.500	0.000	0.000	0.000	0.750	0.611		
Entering Leg	0	1	0	0	0	0	1	1	2	0	0	0	3	16	2	0	0	0	18	22		
Exiting Leg								3												17	2	22
Total								4												20	20	44

PDI File #: 186556 G  
 Location: N: Parking Garage Access  
 Location: E: Binney Street W: Binney Street  
 City, State: Cambridge, MA  
 Client: VHB/ S. Mandzo-Preldzic  
 Site Code: TBA  
 Count Date: Thursday, November 15, 2018  
 Start Time: 7:30 AM  
 End Time: 9:30 AM  
 Class:



46 Morton Street, Framingham, MA 01702  
 Office: 508-875-0100 Fax: 508-875-0118  
 Email: datarequests@pdilic.com

**Pedestrians**

	Parking Garage Access						Binney Street						Binney Street						Total	
	from North						from East						from West							
	Right	Left	U-Turn	CW-EB	CW-WB	Total	Right	Thru	U-Turn	CW-SB	CW-NB	Total	Thru	Left	U-Turn	CW-NB	CW-SB	Total		
7:30 AM	0	0	0	5	3	8	0	0	0	1	0	1	0	0	0	1	1	2	11	
7:45 AM	0	0	0	4	4	8	0	0	0	1	0	1	0	0	0	2	1	3	12	
Total	0	0	0	9	7	16	0	0	0	2	0	2	0	0	0	3	2	5	23	
8:00 AM	0	0	0	1	1	2	0	0	0	0	0	0	0	0	0	3	3	6	8	
8:15 AM	0	0	0	3	2	5	0	0	0	0	0	0	0	0	0	1	3	4	9	
8:30 AM	0	0	0	4	0	4	0	0	0	2	0	2	0	0	0	0	0	0	6	
8:45 AM	0	0	0	5	3	8	0	0	0	0	0	0	0	0	0	0	0	0	8	
Total	0	0	0	13	6	19	0	0	0	2	0	2	0	0	0	4	6	10	31	
9:00 AM	0	0	0	9	1	10	0	0	0	0	0	0	0	0	0	0	0	0	10	
9:15 AM	0	0	0	8	4	12	0	0	0	0	0	0	0	0	0	0	0	0	12	
Total	0	0	0	17	5	22	0	0	0	0	0	0	0	0	0	0	0	0	22	
Grand Total	0	0	0	39	18	57	0	0	0	4	0	4	0	0	0	7	8	15	76	
Approach %	0	0	0	68.421	31.579		0	0	0	100	0		0	0	0	46.667	53.333			
Total %	0	0	0	51.316	23.684	75	0	0	0	5.2632	0	5.2632	0	0	0	9.2105	10.526	19.737		
Exiting Leg Total																			15	76

Peak Hour Analysis from 07:30 AM to 09:30 AM begins at:

7:30 AM	Parking Garage Access						Binney Street						Binney Street						Total	
	from North						from East						from West							
	Right	Left	U-Turn	CW-EB	CW-WB	Total	Right	Thru	U-Turn	CW-SB	CW-NB	Total	Thru	Left	U-Turn	CW-NB	CW-SB	Total		
7:30 AM	0	0	0	5	3	8	0	0	0	1	0	1	0	0	0	1	1	2	11	
7:45 AM	0	0	0	4	4	8	0	0	0	1	0	1	0	0	0	2	1	3	12	
8:00 AM	0	0	0	1	1	2	0	0	0	0	0	0	0	0	0	3	3	6	8	
8:15 AM	0	0	0	3	2	5	0	0	0	0	0	0	0	0	0	1	3	4	9	
Total Volume	0	0	0	13	10	23	0	0	0	2	0	2	0	0	0	7	8	15	40	
% Approach Total	0.0	0.0	0.0	56.5	43.5		0.0	0.0	0.0	100.0	0.0		0.0	0.0	0.0	46.7	53.3			
PHF	0.000	0.000	0.000	0.650	0.625	0.719	0.000	0.000	0.000	0.500	0.000	0.500	0.000	0.000	0.000	0.583	0.667	0.625	0.833	
Entering Leg	0	0	0	13	10	23	0	0	0	2	0	2	0	0	0	7	8	15	40	
Exiting Leg																			2	40
Total																			4	80

PDI File #: **186556 GG**  
 Location: **N: Parking Garage Access**  
 Location: **E: Binney Street W: Binney Street**  
 City, State: **Cambridge, MA**  
 Client: **VHB/ S. Mandzo-Preldzic**  
 Site Code: **TBA**  
 Count Date: **Thursday, November 15, 2018**  
 Start Time: **4:30 PM**  
 End Time: **6:30 PM**  
 Class:



46 Morton Street, Framingham, MA 01702  
 Office: 508-875-0100 Fax: 508-875-0118  
 Email: datarequests@pdilic.com

**Cars and Heavy Vehicles (Combined)**

	Parking Garage Access				Binney Street				Binney Street				Total
	from North				from East				from West				
	Right	Left	U-Turn	Total	Right	Thru	U-Turn	Total	Thru	Left	U-Turn	Total	
4:30 PM	0	55	0	55	4	0	1	5	43	8	0	51	111
4:45 PM	0	59	0	59	4	0	0	4	41	8	0	49	112
<b>Total</b>	<b>0</b>	<b>114</b>	<b>0</b>	<b>114</b>	<b>8</b>	<b>0</b>	<b>1</b>	<b>9</b>	<b>84</b>	<b>16</b>	<b>0</b>	<b>100</b>	<b>223</b>
5:00 PM	0	72	0	72	6	3	3	12	53	7	0	60	144
5:15 PM	0	84	0	84	6	0	2	8	52	6	0	58	150
5:30 PM	0	71	0	71	10	0	0	10	59	6	0	65	146
5:45 PM	0	53	0	53	3	0	1	4	86	5	0	91	148
<b>Total</b>	<b>0</b>	<b>280</b>	<b>0</b>	<b>280</b>	<b>25</b>	<b>3</b>	<b>6</b>	<b>34</b>	<b>250</b>	<b>24</b>	<b>0</b>	<b>274</b>	<b>588</b>
6:00 PM	0	49	0	49	5	0	2	7	48	7	0	55	111
6:15 PM	0	58	0	58	5	0	0	5	39	8	0	47	110
<b>Total</b>	<b>0</b>	<b>107</b>	<b>0</b>	<b>107</b>	<b>10</b>	<b>0</b>	<b>2</b>	<b>12</b>	<b>87</b>	<b>15</b>	<b>0</b>	<b>102</b>	<b>221</b>
<b>Grand Total</b>	<b>0</b>	<b>501</b>	<b>0</b>	<b>501</b>	<b>43</b>	<b>3</b>	<b>9</b>	<b>55</b>	<b>421</b>	<b>55</b>	<b>0</b>	<b>476</b>	<b>1032</b>
Approach %	0.0	100.0	0.0		78.2	5.5	16.4		88.4	11.6	0.0		
Total %	0.0	48.5	0.0	48.5	4.2	0.3	0.9	5.3	40.8	5.3	0.0	46.1	
Exiting Leg Total				98				931				3	1032
Cars	0	501	0	501	43	2	9	54	415	55	0	470	1025
% Cars	0.0	100.0	0.0	100.0	100.0	66.7	100.0	98.2	98.6	100.0	0.0	98.7	99.3
Exiting Leg Total				98				925				2	1025
Heavy Vehicles	0	0	0	0	0	1	0	1	6	0	0	6	7
% Heavy Vehicles	0.0	0.0	0.0	0.0	0.0	33.3	0.0	1.8	1.4	0.0	0.0	1.3	0.7
Exiting Leg Total				0				6				1	7

Peak Hour Analysis from 04:30 PM to 06:30 PM begins at:

5:00 PM	Parking Garage Access				Binney Street				Binney Street				Total
	from North				from East				from West				
	Right	Left	U-Turn	Total	Right	Thru	U-Turn	Total	Thru	Left	U-Turn	Total	
5:00 PM	0	72	0	72	6	3	3	12	53	7	0	60	144
5:15 PM	0	84	0	84	6	0	2	8	52	6	0	58	150
5:30 PM	0	71	0	71	10	0	0	10	59	6	0	65	146
5:45 PM	0	53	0	53	3	0	1	4	86	5	0	91	148
<b>Total Volume</b>	<b>0</b>	<b>280</b>	<b>0</b>	<b>280</b>	<b>25</b>	<b>3</b>	<b>6</b>	<b>34</b>	<b>250</b>	<b>24</b>	<b>0</b>	<b>274</b>	<b>588</b>
% Approach Total	0.0	100.0	0.0		73.5	8.8	17.6		91.2	8.8	0.0		
PHF	0.000	0.833	0.000	0.833	0.625	0.250	0.500	0.708	0.727	0.857	0.000	0.753	0.980
Cars	0	280	0	280	25	2	6	33	247	24	0	271	584
Cars %	0.0	100.0	0.0	100.0	100.0	66.7	100.0	97.1	98.8	100.0	0.0	98.9	99.3
Heavy Vehicles	0	0	0	0	0	1	0	1	3	0	0	3	4
Heavy Vehicles %	0.0	0.0	0.0	0.0	0.0	33.3	0.0	2.9	1.2	0.0	0.0	1.1	0.7
Cars Enter Leg	0	280	0	280	25	2	6	33	247	24	0	271	584
Heavy Enter Leg	0	0	0	0	0	1	0	1	3	0	0	3	4
<b>Total Entering Leg</b>	<b>0</b>	<b>280</b>	<b>0</b>	<b>280</b>	<b>25</b>	<b>3</b>	<b>6</b>	<b>34</b>	<b>250</b>	<b>24</b>	<b>0</b>	<b>274</b>	<b>588</b>
Cars Exiting Leg				49				533				2	584
Heavy Exiting Leg				0				3				1	4
<b>Total Exiting Leg</b>				49				536				3	588

PDI File #: **186556 GG**  
 Location: **N: Parking Garage Access**  
 Location: **E: Binney Street W: Binney Street**  
 City, State: **Cambridge, MA**  
 Client: **VHB/ S. Mandzo-Preldzic**  
 Site Code: **TBA**  
 Count Date: **Thursday, November 15, 2018**  
 Start Time: **4:30 PM**  
 End Time: **6:30 PM**



46 Morton Street, Framingham, MA 01702  
 Office: 508-875-0100 Fax: 508-875-0118  
 Email: datarequests@pdillc.com

**Cars-Combined (Motorcycles, Cars, Light Goods)**

	Parking Garage Access				Binney Street				Binney Street				Total
	from North				from East				from West				
	Right	Left	U-Turn	Total	Right	Thru	U-Turn	Total	Thru	Left	U-Turn	Total	
4:30 PM	0	55	0	55	4	0	1	5	43	8	0	51	111
4:45 PM	0	59	0	59	4	0	0	4	40	8	0	48	111
Total	0	114	0	114	8	0	1	9	83	16	0	99	222
5:00 PM	0	72	0	72	6	2	3	11	52	7	0	59	142
5:15 PM	0	84	0	84	6	0	2	8	51	6	0	57	149
5:30 PM	0	71	0	71	10	0	0	10	59	6	0	65	146
5:45 PM	0	53	0	53	3	0	1	4	85	5	0	90	147
Total	0	280	0	280	25	2	6	33	247	24	0	271	584
6:00 PM	0	49	0	49	5	0	2	7	47	7	0	54	110
6:15 PM	0	58	0	58	5	0	0	5	38	8	0	46	109
Total	0	107	0	107	10	0	2	12	85	15	0	100	219
Grand Total	0	501	0	501	43	2	9	54	415	55	0	470	1025
Approach %	0.0	100.0	0.0		79.6	3.7	16.7		88.3	11.7	0.0		
Total %	0.0	48.9	0.0	48.9	4.2	0.2	0.9	5.3	40.5	5.4	0.0	45.9	
Exiting Leg Total				98				925				2	1025

Peak Hour Analysis from 04:30 PM to 06:30 PM begins at:

	Parking Garage Access				Binney Street				Binney Street				Total
	from North				from East				from West				
	Right	Left	U-Turn	Total	Right	Thru	U-Turn	Total	Thru	Left	U-Turn	Total	
5:00 PM	0	72	0	72	6	2	3	11	52	7	0	59	142
5:15 PM	0	84	0	84	6	0	2	8	51	6	0	57	149
5:30 PM	0	71	0	71	10	0	0	10	59	6	0	65	146
5:45 PM	0	53	0	53	3	0	1	4	85	5	0	90	147
Total Volume	0	280	0	280	25	2	6	33	247	24	0	271	584
% Approach Total	0.0	100.0	0.0		75.8	6.1	18.2		91.1	8.9	0.0		
PHF	0.000	0.833	0.000	0.833	0.625	0.250	0.500	0.750	0.726	0.857	0.000	0.753	0.980
Entering Leg	0	280	0	280	25	2	6	33	247	24	0	271	584
Exiting Leg				49				533				2	584
Total				329				566				273	1168

PDI File #: **186556 GG**  
 Location: **N: Parking Garage Access**  
 Location: **E: Binney Street W: Binney Street**  
 City, State: **Cambridge, MA**  
 Client: **VHB/ S. Mandzo-Preldzic**  
 Site Code: **TBA**  
 Count Date: **Thursday, November 15, 2018**  
 Start Time: **4:30 PM**  
 End Time: **6:30 PM**



46 Morton Street, Framingham, MA 01702  
 Office: 508-875-0100 Fax: 508-875-0118  
 Email: datarequests@pdilic.com

**Heavy Vehicles-Combined (Buses, Single-Unit Trucks, Articulated Trucks)**

	Parking Garage Access				Binney Street				Binney Street				Total
	from North				from East				from West				
	Right	Left	U-Turn	Total	Right	Thru	U-Turn	Total	Thru	Left	U-Turn	Total	
4:30 PM	0	0	0	0	0	0	0	0	0	0	0	0	0
4:45 PM	0	0	0	0	0	0	0	0	1	0	0	1	1
Total	0	0	0	0	0	0	0	0	1	0	0	1	1
5:00 PM	0	0	0	0	0	1	0	1	1	0	0	1	2
5:15 PM	0	0	0	0	0	0	0	0	1	0	0	1	1
5:30 PM	0	0	0	0	0	0	0	0	0	0	0	0	0
5:45 PM	0	0	0	0	0	0	0	0	1	0	0	1	1
Total	0	0	0	0	0	1	0	1	3	0	0	3	4
6:00 PM	0	0	0	0	0	0	0	0	1	0	0	1	1
6:15 PM	0	0	0	0	0	0	0	0	1	0	0	1	1
Total	0	0	0	0	0	0	0	0	2	0	0	2	2
Grand Total	0	0	0	0	0	1	0	1	6	0	0	6	7
Approach %	0.0	0.0	0.0		0.0	100.0	0.0		100.0	0.0	0.0		
Total %	0.0	0.0	0.0	0.0	0.0	14.3	0.0	14.3	85.7	0.0	0.0	85.7	
Exiting Leg Total	0				6				1				7
Buses	0	0	0	0	0	1	0	1	1	0	0	1	2
% Buses	0.0	0.0	0.0	0.0	0.0	100.0	0.0	100.0	16.7	0.0	0.0	16.7	28.6
Exiting Leg Total	0				1				1				2
Single-Unit Trucks	0	0	0	0	0	0	0	0	5	0	0	5	5
% Single-Unit	0.0	0.0	0.0	0.0	0.0	0.0	0.0	0.0	83.3	0.0	0.0	83.3	71.4
Exiting Leg Total	0				5				0				5
Articulated Trucks	0	0	0	0	0	0	0	0	0	0	0	0	0
% Articulated	0.0	0.0	0.0	0.0	0.0	0.0	0.0	0.0	0.0	0.0	0.0	0.0	0.0
Exiting Leg Total	0				0				0				0

Peak Hour Analysis from 04:30 PM to 06:30 PM begins at:

	Parking Garage Access				Binney Street				Binney Street				Total
	from North				from East				from West				
	Right	Left	U-Turn	Total	Right	Thru	U-Turn	Total	Thru	Left	U-Turn	Total	
4:30 PM	0	0	0	0	0	0	0	0	0	0	0	0	0
4:45 PM	0	0	0	0	0	0	0	0	1	0	0	1	1
5:00 PM	0	0	0	0	0	1	0	1	1	0	0	1	2
5:15 PM	0	0	0	0	0	0	0	0	1	0	0	1	1
Total Volume	0	0	0	0	0	1	0	1	3	0	0	3	4
% Approach Total	0.0	0.0	0.0		0.0	100.0	0.0		100.0	0.0	0.0		
PHF	0.000	0.000	0.000	0.000	0.000	0.250	0.000	0.250	0.750	0.000	0.000	0.750	0.500
Buses	0	0	0	0	0	1	0	1	0	0	0	0	1
Buses %	0.0	0.0	0.0	0.0	0.0	100.0	0.0	100.0	0.0	0.0	0.0	0.0	25.0
Single-Unit Trucks	0	0	0	0	0	0	0	0	3	0	0	3	3
Single-Unit %	0.0	0.0	0.0	0.0	0.0	0.0	0.0	0.0	100.0	0.0	0.0	100.0	75.0
Articulated Trucks	0	0	0	0	0	0	0	0	0	0	0	0	0
Articulated %	0.0	0.0	0.0	0.0	0.0	0.0	0.0	0.0	0.0	0.0	0.0	0.0	0.0
Buses	0	0	0	0	0	1	0	1	0	0	0	0	1
Single-Unit Trucks	0	0	0	0	0	0	0	0	3	0	0	3	3
Articulated Trucks	0	0	0	0	0	0	0	0	0	0	0	0	0
Total Entering Leg	0	0	0	0	0	1	0	1	3	0	0	3	4
Buses	0				0				1				1
Single-Unit Trucks	0				3				0				3
Articulated Trucks	0				0				0				0
Total Exiting Leg	0				3				1				4



PDI File #: **186556 GG**  
 Location: **N: Parking Garage Access**  
 Location: **E: Binney Street W: Binney Street**  
 City, State: **Cambridge, MA**  
 Client: **VHB/ S. Mandzo-Preldzic**  
 Site Code: **TBA**  
 Count Date: **Thursday, November 15, 2018**  
 Start Time: **4:30 PM**  
 End Time: **6:30 PM**  
 Class:



46 Morton Street, Framingham, MA 01702  
 Office: 508-875-0100 Fax: 508-875-0118  
 Email: datarequests@pdillc.com

**Cars**

	Parking Garage Access				Binney Street				Binney Street				Total
	from North				from East				from West				
	Right	Left	U-Turn	Total	Right	Thru	U-Turn	Total	Thru	Left	U-Turn	Total	
4:30 PM	0	51	0	51	4	0	1	5	41	8	0	49	105
4:45 PM	0	55	0	55	4	0	0	4	38	8	0	46	105
Total	0	106	0	106	8	0	1	9	79	16	0	95	210
5:00 PM	0	72	0	72	6	0	3	9	50	7	0	57	138
5:15 PM	0	83	0	83	5	0	2	7	50	6	0	56	146
5:30 PM	0	71	0	71	10	0	0	10	56	6	0	62	143
5:45 PM	0	53	0	53	3	0	1	4	84	5	0	89	146
Total	0	279	0	279	24	0	6	30	240	24	0	264	573
6:00 PM	0	49	0	49	5	0	2	7	45	7	0	52	108
6:15 PM	0	58	0	58	5	0	0	5	38	8	0	46	109
Total	0	107	0	107	10	0	2	12	83	15	0	98	217
Grand Total	0	492	0	492	42	0	9	51	402	55	0	457	1000
Approach %	0.0	100.0	0.0		82.4	0.0	17.6		88.0	12.0	0.0		
Total %	0.0	49.2	0.0	49.2	4.2	0.0	0.9	5.1	40.2	5.5	0.0	45.7	
Exiting Leg Total				97				903				0	1000

Peak Hour Analysis from 04:30 PM to 06:30 PM begins at:

	Parking Garage Access				Binney Street				Binney Street				Total
	from North				from East				from West				
	Right	Left	U-Turn	Total	Right	Thru	U-Turn	Total	Thru	Left	U-Turn	Total	
5:00 PM	0	72	0	72	6	0	3	9	50	7	0	57	138
5:15 PM	0	83	0	83	5	0	2	7	50	6	0	56	146
5:30 PM	0	71	0	71	10	0	0	10	56	6	0	62	143
5:45 PM	0	53	0	53	3	0	1	4	84	5	0	89	146
Total Volume	0	279	0	279	24	0	6	30	240	24	0	264	573
% Approach Total	0.0	100.0	0.0		80.0	0.0	20.0		90.9	9.1	0.0		
PHF	0.000	0.840	0.000	0.840	0.600	0.000	0.500	0.750	0.714	0.857	0.000	0.742	0.981
Entering Leg	0	279	0	279	24	0	6	30	240	24	0	264	573
Exiting Leg				48				525				0	573
Total				327				555				264	1146

PDI File #: **186556 GG**  
 Location: **N: Parking Garage Access**  
 Location: **E: Binney Street W: Binney Street**  
 City, State: **Cambridge, MA**  
 Client: **VHB/ S. Mandzo-Preldzic**  
 Site Code: **TBA**  
 Count Date: **Thursday, November 15, 2018**  
 Start Time: **4:30 PM**  
 End Time: **6:30 PM**  
 Class:



46 Morton Street, Framingham, MA 01702  
 Office: 508-875-0100 Fax: 508-875-0118  
 Email: datarequests@pdilic.com

**Light Goods Vehicle**

	Parking Garage Access				Binney Street				Binney Street				Total
	from North				from East				from West				
	Right	Left	U-Turn	Total	Right	Thru	U-Turn	Total	Thru	Left	U-Turn	Total	
4:30 PM	0	4	0	4	0	0	0	0	1	0	0	1	5
4:45 PM	0	4	0	4	0	0	0	0	2	0	0	2	6
<b>Total</b>	<b>0</b>	<b>8</b>	<b>0</b>	<b>8</b>	<b>0</b>	<b>0</b>	<b>0</b>	<b>0</b>	<b>3</b>	<b>0</b>	<b>0</b>	<b>3</b>	<b>11</b>
5:00 PM	0	0	0	0	0	0	0	0	1	0	0	1	1
5:15 PM	0	1	0	1	1	0	0	1	1	0	0	1	3
5:30 PM	0	0	0	0	0	0	0	0	2	0	0	2	2
5:45 PM	0	0	0	0	0	0	0	0	1	0	0	1	1
<b>Total</b>	<b>0</b>	<b>1</b>	<b>0</b>	<b>1</b>	<b>1</b>	<b>0</b>	<b>0</b>	<b>1</b>	<b>5</b>	<b>0</b>	<b>0</b>	<b>5</b>	<b>7</b>
6:00 PM	0	0	0	0	0	0	0	0	1	0	0	1	1
6:15 PM	0	0	0	0	0	0	0	0	0	0	0	0	0
<b>Total</b>	<b>0</b>	<b>0</b>	<b>0</b>	<b>0</b>	<b>0</b>	<b>0</b>	<b>0</b>	<b>0</b>	<b>1</b>	<b>0</b>	<b>0</b>	<b>1</b>	<b>1</b>
<b>Grand Total</b>	<b>0</b>	<b>9</b>	<b>0</b>	<b>9</b>	<b>1</b>	<b>0</b>	<b>0</b>	<b>1</b>	<b>9</b>	<b>0</b>	<b>0</b>	<b>9</b>	<b>19</b>
Approach %	0.0	100.0	0.0		100.0	0.0	0.0		100.0	0.0	0.0		
Total %	0.0	47.4	0.0	47.4	5.3	0.0	0.0	5.3	47.4	0.0	0.0	47.4	
Exiting Leg Total				1				18				0	19

Peak Hour Analysis from 04:30 PM to 06:30 PM begins at:

	Parking Garage Access				Binney Street				Binney Street				Total
	from North				from East				from West				
	Right	Left	U-Turn	Total	Right	Thru	U-Turn	Total	Thru	Left	U-Turn	Total	
4:30 PM	0	4	0	4	0	0	0	0	1	0	0	1	5
4:45 PM	0	4	0	4	0	0	0	0	2	0	0	2	6
5:00 PM	0	0	0	0	0	0	0	0	1	0	0	1	1
5:15 PM	0	1	0	1	1	0	0	1	1	0	0	1	3
<b>Total Volume</b>	<b>0</b>	<b>9</b>	<b>0</b>	<b>9</b>	<b>1</b>	<b>0</b>	<b>0</b>	<b>1</b>	<b>5</b>	<b>0</b>	<b>0</b>	<b>5</b>	<b>15</b>
% Approach Total	0.0	100.0	0.0		100.0	0.0	0.0		100.0	0.0	0.0		
PHF	0.000	0.563	0.000	0.563	0.250	0.000	0.000	0.250	0.625	0.000	0.000	0.625	0.625
Entering Leg	0	9	0	9	1	0	0	1	5	0	0	5	15
Exiting Leg				1				14				0	15
<b>Total</b>				<b>10</b>				<b>15</b>				<b>5</b>	<b>30</b>

PDI File #: **186556 GG**  
 Location: **N: Parking Garage Access**  
 Location: **E: Binney Street W: Binney Street**  
 City, State: **Cambridge, MA**  
 Client: **VHB/ S. Mandzo-Prelidzic**  
 Site Code: **TBA**  
 Count Date: **Thursday, November 15, 2018**  
 Start Time: **4:30 PM**  
 End Time: **6:30 PM**  
 Class:



46 Morton Street, Framingham, MA 01702  
 Office: 508-875-0100 Fax: 508-875-0118  
 Email: datarequests@pdilic.com

**Buses**

	Parking Garage Access				Binney Street				Binney Street				Total
	from North				from East				from West				
	Right	Left	U-Turn	Total	Right	Thru	U-Turn	Total	Thru	Left	U-Turn	Total	
4:30 PM	0	0	0	0	0	0	0	0	0	0	0	0	0
4:45 PM	0	0	0	0	0	0	0	0	0	0	0	0	0
Total	0	0	0	0	0	0	0	0	0	0	0	0	0
5:00 PM	0	0	0	0	0	1	0	1	0	0	0	0	1
5:15 PM	0	0	0	0	0	0	0	0	0	0	0	0	0
5:30 PM	0	0	0	0	0	0	0	0	0	0	0	0	0
5:45 PM	0	0	0	0	0	0	0	0	1	0	0	1	1
Total	0	0	0	0	0	1	0	1	1	0	0	1	2
6:00 PM	0	0	0	0	0	0	0	0	0	0	0	0	0
6:15 PM	0	0	0	0	0	0	0	0	0	0	0	0	0
Total	0	0	0	0	0	0	0	0	0	0	0	0	0
Grand Total	0	0	0	0	0	1	0	1	1	0	0	1	2
Approach %	0.0	0.0	0.0		0.0	100.0	0.0		100.0	0.0	0.0		
Total %	0.0	0.0	0.0	0.0	0.0	50.0	0.0	50.0	50.0	0.0	0.0	50.0	
Exiting Leg Total	0				1				1				2

Peak Hour Analysis from 04:30 PM to 06:30 PM begins at:

5:00 PM	Parking Garage Access				Binney Street				Binney Street				Total
	from North				from East				from West				
	Right	Left	U-Turn	Total	Right	Thru	U-Turn	Total	Thru	Left	U-Turn	Total	
5:00 PM	0	0	0	0	0	1	0	1	0	0	0	0	1
5:15 PM	0	0	0	0	0	0	0	0	0	0	0	0	0
5:30 PM	0	0	0	0	0	0	0	0	0	0	0	0	0
5:45 PM	0	0	0	0	0	0	0	0	1	0	0	1	1
Total Volume	0	0	0	0	0	1	0	1	1	0	0	1	2
% Approach Total	0.0	0.0	0.0		0.0	100.0	0.0		100.0	0.0	0.0		
PHF	0.000	0.000	0.000	0.000	0.000	0.250	0.000	0.250	0.250	0.000	0.000	0.250	0.500
Entering Leg	0	0	0	0	0	1	0	1	1	0	0	1	2
Exiting Leg	0				1				1				2
Total	0				2				2				4

PDI File #: **186556 GG**  
 Location: **N: Parking Garage Access**  
 Location: **E: Binney Street W: Binney Street**  
 City, State: **Cambridge, MA**  
 Client: **VHB/ S. Mandzo-Preldzic**  
 Site Code: **TBA**  
 Count Date: **Thursday, November 15, 2018**  
 Start Time: **4:30 PM**  
 End Time: **6:30 PM**  
 Class:



46 Morton Street, Framingham, MA 01702  
 Office: 508-875-0100 Fax: 508-875-0118  
 Email: datarequests@pdilic.com

**Single-Unit Trucks**

	Parking Garage Access				Binney Street				Binney Street				Total
	from North				from East				from West				
	Right	Left	U-Turn	Total	Right	Thru	U-Turn	Total	Thru	Left	U-Turn	Total	
4:30 PM	0	0	0	0	0	0	0	0	0	0	0	0	0
4:45 PM	0	0	0	0	0	0	0	0	0	1	0	0	1
Total	0	0	0	0	0	0	0	0	0	1	0	0	1
5:00 PM	0	0	0	0	0	0	0	0	0	1	0	0	1
5:15 PM	0	0	0	0	0	0	0	0	0	1	0	0	1
5:30 PM	0	0	0	0	0	0	0	0	0	0	0	0	0
5:45 PM	0	0	0	0	0	0	0	0	0	0	0	0	0
Total	0	0	0	0	0	0	0	0	0	2	0	0	2
6:00 PM	0	0	0	0	0	0	0	0	0	1	0	0	1
6:15 PM	0	0	0	0	0	0	0	0	0	1	0	0	1
Total	0	0	0	0	0	0	0	0	0	2	0	0	2
Grand Total	0	0	0	0	0	0	0	0	0	5	0	0	5
Approach %	0.0	0.0	0.0		0.0	0.0	0.0			100.0	0.0	0.0	
Total %	0.0	0.0	0.0	0.0	0.0	0.0	0.0	0.0	0.0	100.0	0.0	0.0	100.0
Exiting Leg Total	0				5				0				5

Peak Hour Analysis from 04:30 PM to 06:30 PM begins at:

	Parking Garage Access				Binney Street				Binney Street				Total
	from North				from East				from West				
	Right	Left	U-Turn	Total	Right	Thru	U-Turn	Total	Thru	Left	U-Turn	Total	
4:30 PM	0	0	0	0	0	0	0	0	0	0	0	0	0
4:45 PM	0	0	0	0	0	0	0	0	0	1	0	0	1
5:00 PM	0	0	0	0	0	0	0	0	0	1	0	0	1
5:15 PM	0	0	0	0	0	0	0	0	0	1	0	0	1
Total Volume	0	0	0	0	0	0	0	0	0	3	0	0	3
% Approach Total	0.0	0.0	0.0		0.0	0.0	0.0			100.0	0.0	0.0	
PHF	0.000	0.000	0.000	0.000	0.000	0.000	0.000	0.000	0.000	0.750	0.000	0.000	0.750
Entering Leg	0	0	0	0	0	0	0	0	0	3	0	0	3
Exiting Leg	0				3				0				3
Total	0				3				3				6

PDI File #: **186556 GG**  
 Location: **N: Parking Garage Access**  
 Location: **E: Binney Street W: Binney Street**  
 City, State: **Cambridge, MA**  
 Client: **VHB/ S. Mandzo-Preldzic**  
 Site Code: **TBA**  
 Count Date: **Thursday, November 15, 2018**  
 Start Time: **4:30 PM**  
 End Time: **6:30 PM**  
 Class:



46 Morton Street, Framingham, MA 01702  
 Office: 508-875-0100 Fax: 508-875-0118  
 Email: datarequests@pdilic.com

**Articulated Trucks**

	Parking Garage Access				Binney Street				Binney Street				Total
	from North				from East				from West				
	Right	Left	U-Turn	Total	Right	Thru	U-Turn	Total	Thru	Left	U-Turn	Total	
4:30 PM	0	0	0	0	0	0	0	0	0	0	0	0	0
4:45 PM	0	0	0	0	0	0	0	0	0	0	0	0	0
Total	0	0	0	0	0	0	0	0	0	0	0	0	0
5:00 PM	0	0	0	0	0	0	0	0	0	0	0	0	0
5:15 PM	0	0	0	0	0	0	0	0	0	0	0	0	0
5:30 PM	0	0	0	0	0	0	0	0	0	0	0	0	0
5:45 PM	0	0	0	0	0	0	0	0	0	0	0	0	0
Total	0	0	0	0	0	0	0	0	0	0	0	0	0
6:00 PM	0	0	0	0	0	0	0	0	0	0	0	0	0
6:15 PM	0	0	0	0	0	0	0	0	0	0	0	0	0
Total	0	0	0	0	0	0	0	0	0	0	0	0	0
Grand Total	0	0	0	0	0	0	0	0	0	0	0	0	0
Approach %	0.0	0.0	0.0		0.0	0.0	0.0		0.0	0.0	0.0		
Total %	0.0	0.0	0.0	0.0	0.0	0.0	0.0	0.0	0.0	0.0	0.0	0.0	
Exiting Leg Total				0				0					0

Peak Hour Analysis from 04:30 PM to 06:30 PM begins at:

	Parking Garage Access				Binney Street				Binney Street				Total
	from North				from East				from West				
	Right	Left	U-Turn	Total	Right	Thru	U-Turn	Total	Thru	Left	U-Turn	Total	
4:30 PM	0	0	0	0	0	0	0	0	0	0	0	0	0
4:45 PM	0	0	0	0	0	0	0	0	0	0	0	0	0
5:00 PM	0	0	0	0	0	0	0	0	0	0	0	0	0
5:15 PM	0	0	0	0	0	0	0	0	0	0	0	0	0
Total Volume	0	0	0	0	0	0	0	0	0	0	0	0	0
% Approach Total	0.0	0.0	0.0		0.0	0.0	0.0		0.0	0.0	0.0		
PHF	0.000	0.000	0.000	0.000	0.000	0.000	0.000	0.000	0.000	0.000	0.000	0.000	0.000
Entering Leg	0	0	0	0	0	0	0	0	0	0	0	0	0
Exiting Leg				0				0					0
Total				0				0					0

PDI File #: **186556 GG**  
 Location: **N: Parking Garage Access**  
 Location: **E: Binney Street W: Binney Street**  
 City, State: **Cambridge, MA**  
 Client: **VHB/ S. Mandzo-Preldzic**  
 Site Code: **TBA**  
 Count Date: **Thursday, November 15, 2018**  
 Start Time: **4:30 PM**  
 End Time: **6:30 PM**



46 Morton Street, Framingham, MA 01702  
 Office: 508-875-0100 Fax: 508-875-0118  
 Email: datarequests@pdilic.com

**Bicycles (on Roadway and Crosswalks)**

	Parking Garage Access						Binney Street						Binney Street						Total
	from North						from East						from West						
	Right	Left	U-Turn	CW-EB	CW-WB	Total	Right	Thru	U-Turn	CW-SB	CW-NB	Total	Thru	Left	U-Turn	CW-NB	CW-SB	Total	
4:30 PM	0	0	0	0	0	0	0	0	0	0	0	0	0	0	0	0	0	0	0
4:45 PM	0	0	0	0	0	0	0	0	0	0	0	0	1	0	0	0	0	1	1
Total	0	0	0	0	0	0	0	0	0	0	0	0	1	0	0	0	0	1	1
5:00 PM	0	1	0	0	0	1	0	0	0	0	0	0	1	0	0	0	0	1	2
5:15 PM	0	0	0	0	0	0	0	0	0	0	0	0	0	0	0	0	0	0	0
5:30 PM	1	1	0	0	0	2	0	1	0	0	0	1	0	0	0	0	0	0	3
5:45 PM	0	0	0	0	0	0	0	2	0	0	0	2	0	0	0	0	0	0	2
Total	1	2	0	0	0	3	0	3	0	0	0	3	1	0	0	0	0	1	7
6:00 PM	0	0	0	0	0	0	0	0	0	0	0	0	0	0	0	0	0	0	0
6:15 PM	0	0	0	0	0	0	0	2	0	0	0	2	0	0	0	0	0	0	2
Total	0	0	0	0	0	0	0	2	0	0	0	2	0	0	0	0	0	0	2
Grand Total	1	2	0	0	0	3	0	5	0	0	0	5	2	0	0	0	0	2	10
Approach %	33.3	66.7	0.0	0.0	0.0		0.0	100.0	0.0	0.0	0.0		100.0	0.0	0.0	0.0	0.0		
Total %	10.0	20.0	0.0	0.0	0.0	30.0	0.0	50.0	0.0	0.0	0.0	50.0	20.0	0.0	0.0	0.0	0.0	20.0	
Exiting Leg Total	0						4						6						10

**Peak Hour Analysis from 04:30 PM to 06:30 PM begins at:**

	Parking Garage Access						Binney Street						Binney Street						Total
	from North						from East						from West						
	Right	Left	U-Turn	CW-EB	CW-WB	Total	Right	Thru	U-Turn	CW-SB	CW-NB	Total	Thru	Left	U-Turn	CW-NB	CW-SB	Total	
5:00 PM	0	1	0	0	0	1	0	0	0	0	0	0	1	0	0	0	0	1	2
5:15 PM	0	0	0	0	0	0	0	0	0	0	0	0	0	0	0	0	0	0	0
5:30 PM	1	1	0	0	0	2	0	1	0	0	0	1	0	0	0	0	0	0	3
5:45 PM	0	0	0	0	0	0	0	2	0	0	0	2	0	0	0	0	0	0	2
Total Volume	1	2	0	0	0	3	0	3	0	0	0	3	1	0	0	0	0	1	7
% Approach Total	33.3	66.7	0.0	0.0	0.0		0.0	100.0	0.0	0.0	0.0		100.0	0.0	0.0	0.0	0.0		
PHF	0.250	0.500	0.000	0.000	0.000	0.375	0.000	0.375	0.000	0.000	0.000	0.375	0.250	0.000	0.000	0.000	0.000	0.250	0.583
Entering Leg	1	2	0	0	0	3	0	3	0	0	0	3	1	0	0	0	0	1	7
Exiting Leg	0						3						4						7
Total	3						6						5						14

PDI File #: 186556 GG  
 Location: N: Parking Garage Access  
 Location: E: Binney Street W: Binney Street  
 City, State: Cambridge, MA  
 Client: VHB/ S. Mandzo-Preldzic  
 Site Code: TBA  
 Count Date: Thursday, November 15, 2018  
 Start Time: 4:30 PM  
 End Time: 6:30 PM  
 Class:



46 Morton Street, Framingham, MA 01702  
 Office: 508-875-0100 Fax: 508-875-0118  
 Email: datarequests@pdilic.com

**Pedestrians**

	Parking Garage Access						Binney Street						Binney Street						Total
	from North						from East						from West						
	Right	Left	U-Turn	CW-EB	CW-WB	Total	Right	Thru	U-Turn	CW-SB	CW-NB	Total	Thru	Left	U-Turn	CW-NB	CW-SB	Total	
4:30 PM	0	0	0	0	6	6	0	0	0	2	0	2	0	0	0	0	1	1	9
4:45 PM	0	0	0	3	5	8	0	0	0	2	0	2	0	0	0	0	0	0	10
Total	0	0	0	3	11	14	0	0	0	4	0	4	0	0	0	0	1	1	19
5:00 PM	0	0	0	1	10	11	0	0	0	1	0	1	0	0	0	0	0	0	12
5:15 PM	0	0	0	2	11	13	0	0	0	2	0	2	0	0	0	0	2	2	17
5:30 PM	0	0	0	5	11	16	0	0	0	0	0	0	0	0	0	1	3	4	20
5:45 PM	0	0	0	2	11	13	0	0	0	0	0	0	0	0	0	0	0	0	13
Total	0	0	0	10	43	53	0	0	0	3	0	3	0	0	0	1	5	6	62
6:00 PM	0	0	0	3	6	9	0	0	0	0	0	0	0	0	0	0	1	1	10
6:15 PM	0	0	0	3	13	16	0	0	0	0	0	0	0	0	0	0	0	0	16
Total	0	0	0	6	19	25	0	0	0	0	0	0	0	0	0	0	1	1	26
Grand Total	0	0	0	19	73	92	0	0	0	7	0	7	0	0	0	1	7	8	107
Approach %	0	0	0	20.652	79.348		0	0	0	100	0		0	0	0	12.5	87.5		
Total %	0	0	0	17.757	68.224	85.981	0	0	0	6.5421	0	6.5421	0	0	0	0.9346	6.5421	7.4766	
Exiting Leg Total	92						7						8						107

Peak Hour Analysis from 04:30 PM to 06:30 PM begins at:

5:00 PM	Parking Garage Access						Binney Street						Binney Street						Total
	from North						from East						from West						
	Right	Left	U-Turn	CW-EB	CW-WB	Total	Right	Thru	U-Turn	CW-SB	CW-NB	Total	Thru	Left	U-Turn	CW-NB	CW-SB	Total	
5:00 PM	0	0	0	1	10	11	0	0	0	1	0	1	0	0	0	0	0	0	12
5:15 PM	0	0	0	2	11	13	0	0	0	2	0	2	0	0	0	0	2	2	17
5:30 PM	0	0	0	5	11	16	0	0	0	0	0	0	0	0	0	1	3	4	20
5:45 PM	0	0	0	2	11	13	0	0	0	0	0	0	0	0	0	0	0	0	13
Total Volume	0	0	0	10	43	53	0	0	0	3	0	3	0	0	0	1	5	6	62
% Approach Total	0.0	0.0	0.0	18.9	81.1		0.0	0.0	0.0	100.0	0.0		0.0	0.0	0.0	16.7	83.3		
PHF	0.000	0.000	0.000	0.500	0.977	0.828	0.000	0.000	0.000	0.375	0.000	0.375	0.000	0.000	0.000	0.250	0.417	0.375	0.775
Entering Leg	0	0	0	10	43	53	0	0	0	3	0	3	0	0	0	1	5	6	62
Exiting Leg	53						3						6						62
Total	106						6						12						124

PDI File #: **186556 H**  
 Location: **N: Cardinal Medeiros Avenue S: Cardinal Medeiros Avenue**  
 Location: **E: Binney Street W: Bristol Street**  
 City, State: **Cambridge, MA**  
 Client: **VHB/ S. Mandzo-Predzic**  
 Site Code: **TBA**  
 Count Date: **Thursday, November 15, 2018**  
 Start Time: **7:30 AM**  
 End Time: **9:30 AM**  
 Class:



46 Morton Street, Framingham, MA 01702  
 Office: 508-875-0100 Fax: 508-875-0118  
 Email: datarequests@pdilic.com

**Cars and Heavy Vehicles (Combined)**

	Cardinal Medeiros Avenue					Binney Street					Cardinal Medeiros Avenue					Bristol Street					Total
	from North					from East					from South					from West					
	Right	Thru	Left	U-Turn	Total	Right	Thru	Left	U-Turn	Total	Right	Thru	Left	U-Turn	Total	Right	Thru	Left	U-Turn	Total	
7:30 AM	0	77	12	0	89	0	0	0	0	0	24	35	0	0	59	2	25	4	0	31	179
7:45 AM	0	76	7	0	83	0	0	0	0	0	41	33	0	0	74	1	16	6	0	23	180
<b>Total</b>	0	153	19	0	172	0	0	0	0	0	65	68	0	0	133	3	41	10	0	54	359
8:00 AM	0	76	14	0	90	0	0	0	0	0	52	36	0	0	88	6	26	6	0	38	216
8:15 AM	0	80	23	0	103	0	0	0	0	0	45	38	0	0	83	0	33	4	0	37	223
8:30 AM	0	76	21	0	97	0	0	0	0	0	48	35	0	0	83	1	33	2	0	36	216
8:45 AM	0	69	30	0	99	0	0	0	0	0	42	41	0	0	83	3	41	5	0	49	231
<b>Total</b>	0	301	88	0	389	0	0	0	0	0	187	150	0	0	337	10	133	17	0	160	886
9:00 AM	0	67	23	0	90	0	0	0	0	0	36	46	0	0	82	5	27	4	0	36	208
9:15 AM	0	65	31	0	96	0	0	0	0	0	40	35	0	0	75	2	16	4	0	22	193
<b>Total</b>	0	132	54	0	186	0	0	0	0	0	76	81	0	0	157	7	43	8	0	58	401
Grand Total	0	586	161	0	747	0	0	0	0	0	328	299	0	0	627	20	217	35	0	272	1646
Approach %	0.0	78.4	21.6	0.0		0.0	0.0	0.0	0.0		52.3	47.7	0.0	0.0		7.4	79.8	12.9	0.0		
Total %	0.0	35.6	9.8	0.0	45.4	0.0	0.0	0.0	0.0	0.0	19.9	18.2	0.0	0.0	38.1	1.2	13.2	2.1	0.0	16.5	
Exiting Leg Total					334					706					606					0	1646
Cars	0	562	157	0	719	0	0	0	0	0	313	262	0	0	575	19	213	35	0	267	1561
% Cars	0.0	95.9	97.5	0.0	96.3	0.0	0.0	0.0	0.0	0.0	95.4	87.6	0.0	0.0	91.7	95.0	98.2	100.0	0.0	98.2	94.8
Exiting Leg Total					297					683					581					0	1561
Heavy Vehicles	0	24	4	0	28	0	0	0	0	0	15	37	0	0	52	1	4	0	0	5	85
% Heavy Vehicles	0.0	4.1	2.5	0.0	3.7	0.0	0.0	0.0	0.0	0.0	4.6	12.4	0.0	0.0	8.3	5.0	1.8	0.0	0.0	1.8	5.2
Exiting Leg Total					37					23					25					0	85

Peak Hour Analysis from 07:30 AM to 09:30 AM begins at:

	Cardinal Medeiros Avenue					Binney Street					Cardinal Medeiros Avenue					Bristol Street					Total
	from North					from East					from South					from West					
	Right	Thru	Left	U-Turn	Total	Right	Thru	Left	U-Turn	Total	Right	Thru	Left	U-Turn	Total	Right	Thru	Left	U-Turn	Total	
8:00 AM	0	76	14	0	90	0	0	0	0	0	52	36	0	0	88	6	26	6	0	38	216
8:15 AM	0	80	23	0	103	0	0	0	0	0	45	38	0	0	83	0	33	4	0	37	223
8:30 AM	0	76	21	0	97	0	0	0	0	0	48	35	0	0	83	1	33	2	0	36	216
8:45 AM	0	69	30	0	99	0	0	0	0	0	42	41	0	0	83	3	41	5	0	49	231
Total Volume	0	301	88	0	389	0	0	0	0	0	187	150	0	0	337	10	133	17	0	160	886
% Approach Total	0.0	77.4	22.6	0.0		0.0	0.0	0.0	0.0		55.5	44.5	0.0	0.0		6.3	83.1	10.6	0.0		
PHF	0.000	0.941	0.733	0.000	0.944	0.000	0.000	0.000	0.000	0.000	0.899	0.915	0.000	0.000	0.957	0.417	0.811	0.708	0.000	0.816	0.959
Cars	0	293	88	0	381	0	0	0	0	0	178	135	0	0	313	10	130	17	0	157	851
Cars %	0.0	97.3	100.0	0.0	97.9	0.0	0.0	0.0	0.0	0.0	95.2	90.0	0.0	0.0	92.9	100.0	97.7	100.0	0.0	98.1	96.0
Heavy Vehicles	0	8	0	0	8	0	0	0	0	0	9	15	0	0	24	0	3	0	0	3	35
Heavy Vehicles %	0.0	2.7	0.0	0.0	2.1	0.0	0.0	0.0	0.0	0.0	4.8	10.0	0.0	0.0	7.1	0.0	2.3	0.0	0.0	1.9	4.0
Cars Enter Leg	0	293	88	0	381	0	0	0	0	0	178	135	0	0	313	10	130	17	0	157	851
Heavy Enter Leg	0	8	0	0	8	0	0	0	0	0	9	15	0	0	24	0	3	0	0	3	35
Total Entering Leg	0	301	88	0	389	0	0	0	0	0	187	150	0	0	337	10	133	17	0	160	886
Cars Exiting Leg					152					396					303					0	851
Heavy Exiting Leg					15					12					8					0	35
Total Exiting Leg					167					408					311					0	886



PDI File #: **186556 H**  
 Location: **N: Cardinal Medeiros Avenue S: Cardinal Medeiros Avenue**  
 Location: **E: Binney Street W: Bristol Street**  
 City, State: **Cambridge, MA**  
 Client: **VHB/ S. Mandzo-Predzic**  
 Site Code: **TBA**  
 Count Date: **Thursday, November 15, 2018**  
 Start Time: **7:30 AM**  
 End Time: **9:30 AM**  
 Class: **Cars-Combined (Motorcycles, Cars, Light Goods)**



46 Morton Street, Framingham, MA 01702  
 Office: 508-875-0100 Fax: 508-875-0118  
 Email: datarequests@pdilic.com

**Cars-Combined (Motorcycles, Cars, Light Goods)**

	Cardinal Medeiros Avenue					Binney Street					Cardinal Medeiros Avenue					Bristol Street					Total
	from North					from East					from South					from West					
	Right	Thru	Left	U-Turn	Total	Right	Thru	Left	U-Turn	Total	Right	Thru	Left	U-Turn	Total	Right	Thru	Left	U-Turn	Total	
7:30 AM	0	74	12	0	86	0	0	0	0	0	22	27	0	0	49	2	25	4	0	31	166
7:45 AM	0	73	6	0	79	0	0	0	0	0	40	27	0	0	67	1	16	6	0	23	169
<b>Total</b>	0	147	18	0	165	0	0	0	0	0	62	54	0	0	116	3	41	10	0	54	335
8:00 AM	0	75	14	0	89	0	0	0	0	0	50	35	0	0	85	6	26	6	0	38	212
8:15 AM	0	79	23	0	102	0	0	0	0	0	40	35	0	0	75	0	33	4	0	37	214
8:30 AM	0	73	21	0	94	0	0	0	0	0	46	31	0	0	77	1	30	2	0	33	204
8:45 AM	0	66	30	0	96	0	0	0	0	0	42	34	0	0	76	3	41	5	0	49	221
<b>Total</b>	0	293	88	0	381	0	0	0	0	0	178	135	0	0	313	10	130	17	0	157	851
9:00 AM	0	63	21	0	84	0	0	0	0	0	36	42	0	0	78	4	26	4	0	34	196
9:15 AM	0	59	30	0	89	0	0	0	0	0	37	31	0	0	68	2	16	4	0	22	179
<b>Total</b>	0	122	51	0	173	0	0	0	0	0	73	73	0	0	146	6	42	8	0	56	375
Grand Total	0	562	157	0	719	0	0	0	0	0	313	262	0	0	575	19	213	35	0	267	1561
Approach %	0.0	78.2	21.8	0.0		0.0	0.0	0.0	0.0		54.4	45.6	0.0	0.0		7.1	79.8	13.1	0.0		
Total %	0.0	36.0	10.1	0.0	46.1	0.0	0.0	0.0	0.0	0.0	20.1	16.8	0.0	0.0	36.8	1.2	13.6	2.2	0.0	17.1	
Exiting Leg Total	297					683					581					0					1561

Peak Hour Analysis from 07:30 AM to 09:30 AM begins at:

8:00 AM	Cardinal Medeiros Avenue					Binney Street					Cardinal Medeiros Avenue					Bristol Street					Total
	from North					from East					from South					from West					
	Right	Thru	Left	U-Turn	Total	Right	Thru	Left	U-Turn	Total	Right	Thru	Left	U-Turn	Total	Right	Thru	Left	U-Turn	Total	
8:00 AM	0	75	14	0	89	0	0	0	0	0	50	35	0	0	85	6	26	6	0	38	212
8:15 AM	0	79	23	0	102	0	0	0	0	0	40	35	0	0	75	0	33	4	0	37	214
8:30 AM	0	73	21	0	94	0	0	0	0	0	46	31	0	0	77	1	30	2	0	33	204
8:45 AM	0	66	30	0	96	0	0	0	0	0	42	34	0	0	76	3	41	5	0	49	221
Total Volume	0	293	88	0	381	0	0	0	0	0	178	135	0	0	313	10	130	17	0	157	851
% Approach Total	0.0	76.9	23.1	0.0		0.0	0.0	0.0	0.0		56.9	43.1	0.0	0.0		6.4	82.8	10.8	0.0		
PHF	0.000	0.927	0.733	0.000	0.934	0.000	0.000	0.000	0.000	0.000	0.890	0.964	0.000	0.000	0.921	0.417	0.793	0.708	0.000	0.801	0.963
Entering Leg	0	293	88	0	381	0	0	0	0	0	178	135	0	0	313	10	130	17	0	157	851
Exiting Leg	152					396					303					0					851
Total	533					396					616					157					1702

PDI File #: **186556 H**  
 Location: **N: Cardinal Medeiros Avenue S: Cardinal Medeiros Avenue**  
 Location: **E: Binney Street W: Bristol Street**  
 City, State: **Cambridge, MA**  
 Client: **VHB/ S. Mandzo-Predzic**  
 Site Code: **TBA**  
 Count Date: **Thursday, November 15, 2018**  
 Start Time: **7:30 AM**  
 End Time: **9:30 AM**  
 Class: **Heavy Vehicles-Combined (Buses, Single-Unit Trucks, Articulated Trucks)**



46 Morton Street, Framingham, MA 01702  
 Office: 508-875-0100 Fax: 508-875-0118  
 Email: datarequests@pdillc.com

	Cardinal Medeiros Avenue					Binney Street					Cardinal Medeiros Avenue					Bristol Street					Total
	from North					from East					from South					from West					
	Right	Thru	Left	U-Turn	Total	Right	Thru	Left	U-Turn	Total	Right	Thru	Left	U-Turn	Total	Right	Thru	Left	U-Turn	Total	
7:30 AM	0	3	0	0	3	0	0	0	0	0	2	8	0	0	10	0	0	0	0	0	13
7:45 AM	0	3	1	0	4	0	0	0	0	0	1	6	0	0	7	0	0	0	0	0	11
<b>Total</b>	<b>0</b>	<b>6</b>	<b>1</b>	<b>0</b>	<b>7</b>	<b>0</b>	<b>0</b>	<b>0</b>	<b>0</b>	<b>0</b>	<b>3</b>	<b>14</b>	<b>0</b>	<b>0</b>	<b>17</b>	<b>0</b>	<b>0</b>	<b>0</b>	<b>0</b>	<b>0</b>	<b>24</b>
8:00 AM	0	1	0	0	1	0	0	0	0	0	2	1	0	0	3	0	0	0	0	0	4
8:15 AM	0	1	0	0	1	0	0	0	0	0	5	3	0	0	8	0	0	0	0	0	9
8:30 AM	0	3	0	0	3	0	0	0	0	0	2	4	0	0	6	0	3	0	0	3	12
8:45 AM	0	3	0	0	3	0	0	0	0	0	0	7	0	0	7	0	0	0	0	0	10
<b>Total</b>	<b>0</b>	<b>8</b>	<b>0</b>	<b>0</b>	<b>8</b>	<b>0</b>	<b>0</b>	<b>0</b>	<b>0</b>	<b>0</b>	<b>9</b>	<b>15</b>	<b>0</b>	<b>0</b>	<b>24</b>	<b>0</b>	<b>3</b>	<b>0</b>	<b>0</b>	<b>3</b>	<b>35</b>
9:00 AM	0	4	2	0	6	0	0	0	0	0	0	4	0	0	4	1	1	0	0	2	12
9:15 AM	0	6	1	0	7	0	0	0	0	0	3	4	0	0	7	0	0	0	0	0	14
<b>Total</b>	<b>0</b>	<b>10</b>	<b>3</b>	<b>0</b>	<b>13</b>	<b>0</b>	<b>0</b>	<b>0</b>	<b>0</b>	<b>0</b>	<b>3</b>	<b>8</b>	<b>0</b>	<b>0</b>	<b>11</b>	<b>1</b>	<b>1</b>	<b>0</b>	<b>0</b>	<b>2</b>	<b>26</b>
Grand Total	0	24	4	0	28	0	0	0	0	0	15	37	0	0	52	1	4	0	0	5	85
Approach %	0.0	85.7	14.3	0.0		0.0	0.0	0.0	0.0		28.8	71.2	0.0	0.0		20.0	80.0	0.0	0.0		
Total %	0.0	28.2	4.7	0.0	32.9	0.0	0.0	0.0	0.0	0.0	17.6	43.5	0.0	0.0	61.2	1.2	4.7	0.0	0.0	5.9	
Exiting Leg Total	37					23					25					0					85
Buses	0	3	1	0	4	0	0	0	0	0	0	15	0	0	15	0	0	0	0	0	19
% Buses	0.0	12.5	25.0	0.0	14.3	0.0	0.0	0.0	0.0	0.0	0.0	40.5	0.0	0.0	28.8	0.0	0.0	0.0	0.0	0.0	22.4
Exiting Leg Total	15					1					3					0					19
Single-Unit Trucks	0	20	3	0	23	0	0	0	0	0	15	21	0	0	36	1	4	0	0	5	64
% Single-Unit	0.0	83.3	75.0	0.0	82.1	0.0	0.0	0.0	0.0	0.0	100.0	56.8	0.0	0.0	69.2	100.0	100.0	0.0	0.0	100.0	75.3
Exiting Leg Total	21					22					21					0					64
Articulated Trucks	0	1	0	0	1	0	0	0	0	0	0	1	0	0	1	0	0	0	0	0	2
% Articulated	0.0	4.2	0.0	0.0	3.6	0.0	0.0	0.0	0.0	0.0	0.0	2.7	0.0	0.0	1.9	0.0	0.0	0.0	0.0	0.0	2.4
Exiting Leg Total	1					0					1					0					2

Peak Hour Analysis from 07:30 AM to 09:30 AM begins at:

	Cardinal Medeiros Avenue					Binney Street					Cardinal Medeiros Avenue					Bristol Street					Total
	from North					from East					from South					from West					
	Right	Thru	Left	U-Turn	Total	Right	Thru	Left	U-Turn	Total	Right	Thru	Left	U-Turn	Total	Right	Thru	Left	U-Turn	Total	
8:30 AM	0	3	0	0	3	0	0	0	0	0	2	4	0	0	6	0	3	0	0	3	12
8:45 AM	0	3	0	0	3	0	0	0	0	0	0	7	0	0	7	0	0	0	0	0	10
9:00 AM	0	4	2	0	6	0	0	0	0	0	0	4	0	0	4	1	1	0	0	2	12
9:15 AM	0	6	1	0	7	0	0	0	0	0	3	4	0	0	7	0	0	0	0	0	14
Total Volume	0	16	3	0	19	0	0	0	0	0	5	19	0	0	24	1	4	0	0	5	48
% Approach Total	0.0	84.2	15.8	0.0		0.0	0.0	0.0	0.0		20.8	79.2	0.0	0.0		20.0	80.0	0.0	0.0		
PHF	0.000	0.667	0.375	0.000	0.679	0.000	0.000	0.000	0.000	0.000	0.417	0.679	0.000	0.000	0.857	0.250	0.333	0.000	0.000	0.417	0.857
Buses	0	2	1	0	3	0	0	0	0	0	0	8	0	0	8	0	0	0	0	0	11
Buses %	0.0	12.5	33.3	0.0	15.8	0.0	0.0	0.0	0.0	0.0	0.0	42.1	0.0	0.0	33.3	0.0	0.0	0.0	0.0	0.0	22.9
Single-Unit Trucks	0	13	2	0	15	0	0	0	0	0	5	11	0	0	16	1	4	0	0	5	36
Single-Unit %	0.0	81.3	66.7	0.0	78.9	0.0	0.0	0.0	0.0	0.0	100.0	57.9	0.0	0.0	66.7	100.0	100.0	0.0	0.0	100.0	75.0
Articulated Trucks	0	1	0	0	1	0	0	0	0	0	0	0	0	0	0	0	0	0	0	0	1
Articulated %	0.0	6.3	0.0	0.0	5.3	0.0	0.0	0.0	0.0	0.0	0.0	0.0	0.0	0.0	0.0	0.0	0.0	0.0	0.0	0.0	2.1
Buses	0	2	1	0	3	0	0	0	0	0	0	8	0	0	8	0	0	0	0	0	11
Single-Unit Trucks	0	13	2	0	15	0	0	0	0	0	5	11	0	0	16	1	4	0	0	5	36
Articulated Trucks	0	1	0	0	1	0	0	0	0	0	0	0	0	0	0	0	0	0	0	0	1
Total Entering Leg	0	16	3	0	19	0	0	0	0	0	5	19	0	0	24	1	4	0	0	5	48
Buses	8					1					2					0					11
Single-Unit Trucks	11					11					14					0					36
Articulated Trucks	0					0					1					0					1
Total Exiting Leg	19					12					17					0					48

PDI File #: **186556 H**  
 Location: **N: Cardinal Medeiros Avenue S: Cardinal Medeiros Avenue**  
 Location: **E: Binney Street W: Bristol Street**  
 City, State: **Cambridge, MA**  
 Client: **VHB/ S. Mandzo-Predzic**  
 Site Code: **TBA**  
 Count Date: **Thursday, November 15, 2018**  
 Start Time: **7:30 AM**  
 End Time: **9:30 AM**  
 Class:



46 Morton Street, Framingham, MA 01702  
 Office: 508-875-0100 Fax: 508-875-0118  
 Email: datarequests@pdilic.com

**Cars**

	Cardinal Medeiros Avenue					Binney Street					Cardinal Medeiros Avenue					Bristol Street					Total
	from North					from East					from South					from West					
	Right	Thru	Left	U-Turn	Total	Right	Thru	Left	U-Turn	Total	Right	Thru	Left	U-Turn	Total	Right	Thru	Left	U-Turn	Total	
7:30 AM	0	69	11	0	80	0	0	0	0	0	18	24	0	0	42	2	22	3	0	27	149
7:45 AM	0	66	5	0	71	0	0	0	0	0	38	27	0	0	65	1	15	6	0	22	158
<b>Total</b>	<b>0</b>	<b>135</b>	<b>16</b>	<b>0</b>	<b>151</b>	<b>0</b>	<b>0</b>	<b>0</b>	<b>0</b>	<b>0</b>	<b>56</b>	<b>51</b>	<b>0</b>	<b>0</b>	<b>107</b>	<b>3</b>	<b>37</b>	<b>9</b>	<b>0</b>	<b>49</b>	<b>307</b>
8:00 AM	0	73	14	0	87	0	0	0	0	0	47	35	0	0	82	6	24	6	0	36	205
8:15 AM	0	72	22	0	94	0	0	0	0	0	38	33	0	0	71	0	31	4	0	35	200
8:30 AM	0	67	20	0	87	0	0	0	0	0	45	27	0	0	72	1	29	1	0	31	190
8:45 AM	0	60	30	0	90	0	0	0	0	0	40	28	0	0	68	3	41	5	0	49	207
<b>Total</b>	<b>0</b>	<b>272</b>	<b>86</b>	<b>0</b>	<b>358</b>	<b>0</b>	<b>0</b>	<b>0</b>	<b>0</b>	<b>0</b>	<b>170</b>	<b>123</b>	<b>0</b>	<b>0</b>	<b>293</b>	<b>10</b>	<b>125</b>	<b>16</b>	<b>0</b>	<b>151</b>	<b>802</b>
9:00 AM	0	56	21	0	77	0	0	0	0	0	33	36	0	0	69	4	23	4	0	31	177
9:15 AM	0	56	30	0	86	0	0	0	0	0	36	27	0	0	63	1	16	4	0	21	170
<b>Total</b>	<b>0</b>	<b>112</b>	<b>51</b>	<b>0</b>	<b>163</b>	<b>0</b>	<b>0</b>	<b>0</b>	<b>0</b>	<b>0</b>	<b>69</b>	<b>63</b>	<b>0</b>	<b>0</b>	<b>132</b>	<b>5</b>	<b>39</b>	<b>8</b>	<b>0</b>	<b>52</b>	<b>347</b>
Grand Total	0	519	153	0	672	0	0	0	0	0	295	237	0	0	532	18	201	33	0	252	1456
Approach %	0.0	77.2	22.8	0.0		0.0	0.0	0.0	0.0		55.5	44.5	0.0	0.0		7.1	79.8	13.1	0.0		
Total %	0.0	35.6	10.5	0.0	46.2	0.0	0.0	0.0	0.0	0.0	20.3	16.3	0.0	0.0	36.5	1.2	13.8	2.3	0.0	17.3	
Exiting Leg Total	270					649					537					0					1456

Peak Hour Analysis from 07:30 AM to 09:30 AM begins at:

	Cardinal Medeiros Avenue					Binney Street					Cardinal Medeiros Avenue					Bristol Street					Total
	from North					from East					from South					from West					
	Right	Thru	Left	U-Turn	Total	Right	Thru	Left	U-Turn	Total	Right	Thru	Left	U-Turn	Total	Right	Thru	Left	U-Turn	Total	
8:00 AM	0	73	14	0	87	0	0	0	0	0	47	35	0	0	82	6	24	6	0	36	205
8:15 AM	0	72	22	0	94	0	0	0	0	0	38	33	0	0	71	0	31	4	0	35	200
8:30 AM	0	67	20	0	87	0	0	0	0	0	45	27	0	0	72	1	29	1	0	31	190
8:45 AM	0	60	30	0	90	0	0	0	0	0	40	28	0	0	68	3	41	5	0	49	207
Total Volume	0	272	86	0	358	0	0	0	0	0	170	123	0	0	293	10	125	16	0	151	802
% Approach Total	0.0	76.0	24.0	0.0		0.0	0.0	0.0	0.0		58.0	42.0	0.0	0.0		6.6	82.8	10.6	0.0		
PHF	0.000	0.932	0.717	0.000	0.952	0.000	0.000	0.000	0.000	0.000	0.904	0.879	0.000	0.000	0.893	0.417	0.762	0.667	0.000	0.770	0.969
Entering Leg	0	272	86	0	358	0	0	0	0	0	170	123	0	0	293	10	125	16	0	151	802
Exiting Leg	139					381					282					0					802
Total	497					381					575					151					1604

PDI File #: **186556 H**  
 Location: **N: Cardinal Medeiros Avenue S: Cardinal Medeiros Avenue**  
 Location: **E: Binney Street W: Bristol Street**  
 City, State: **Cambridge, MA**  
 Client: **VHB/ S. Mandzo-Predzic**  
 Site Code: **TBA**  
 Count Date: **Thursday, November 15, 2018**  
 Start Time: **7:30 AM**  
 End Time: **9:30 AM**  
 Class:



46 Morton Street, Framingham, MA 01702  
 Office: 508-875-0100 Fax: 508-875-0118  
 Email: datarequests@pdilic.com

**Light Goods Vehicle**

	Cardinal Medeiros Avenue					Binney Street					Cardinal Medeiros Avenue					Bristol Street					Total
	from North					from East					from South					from West					
	Right	Thru	Left	U-Turn	Total	Right	Thru	Left	U-Turn	Total	Right	Thru	Left	U-Turn	Total	Right	Thru	Left	U-Turn	Total	
7:30 AM	0	5	1	0	6	0	0	0	0	0	4	3	0	0	7	0	3	1	0	4	17
7:45 AM	0	7	1	0	8	0	0	0	0	0	2	0	0	0	2	0	1	0	0	1	11
<b>Total</b>	0	12	2	0	14	0	0	0	0	0	6	3	0	0	9	0	4	1	0	5	28
8:00 AM	0	2	0	0	2	0	0	0	0	0	3	0	0	0	3	0	2	0	0	2	7
8:15 AM	0	6	1	0	7	0	0	0	0	0	2	2	0	0	4	0	1	0	0	1	12
8:30 AM	0	6	1	0	7	0	0	0	0	0	1	4	0	0	5	0	1	1	0	2	14
8:45 AM	0	6	0	0	6	0	0	0	0	0	2	6	0	0	8	0	0	0	0	0	14
<b>Total</b>	0	20	2	0	22	0	0	0	0	0	8	12	0	0	20	0	4	1	0	5	47
9:00 AM	0	7	0	0	7	0	0	0	0	0	3	6	0	0	9	0	3	0	0	3	19
9:15 AM	0	2	0	0	2	0	0	0	0	0	1	4	0	0	5	1	0	0	0	1	8
<b>Total</b>	0	9	0	0	9	0	0	0	0	0	4	10	0	0	14	1	3	0	0	4	27
Grand Total	0	41	4	0	45	0	0	0	0	0	18	25	0	0	43	1	11	2	0	14	102
Approach %	0.0	91.1	8.9	0.0		0.0	0.0	0.0	0.0		41.9	58.1	0.0	0.0		7.1	78.6	14.3	0.0		
Total %	0.0	40.2	3.9	0.0	44.1	0.0	0.0	0.0	0.0	0.0	17.6	24.5	0.0	0.0	42.2	1.0	10.8	2.0	0.0	13.7	
Exiting Leg Total	27					33					42					0					102

Peak Hour Analysis from 07:30 AM to 09:30 AM begins at:

	Cardinal Medeiros Avenue					Binney Street					Cardinal Medeiros Avenue					Bristol Street					Total
	from North					from East					from South					from West					
	Right	Thru	Left	U-Turn	Total	Right	Thru	Left	U-Turn	Total	Right	Thru	Left	U-Turn	Total	Right	Thru	Left	U-Turn	Total	
8:15 AM	0	6	1	0	7	0	0	0	0	0	2	2	0	0	4	0	1	0	0	1	12
8:30 AM	0	6	1	0	7	0	0	0	0	0	1	4	0	0	5	0	1	1	0	2	14
8:45 AM	0	6	0	0	6	0	0	0	0	0	2	6	0	0	8	0	0	0	0	0	14
9:00 AM	0	7	0	0	7	0	0	0	0	0	3	6	0	0	9	0	3	0	0	3	19
Total Volume	0	25	2	0	27	0	0	0	0	0	8	18	0	0	26	0	5	1	0	6	59
% Approach Total	0.0	92.6	7.4	0.0		0.0	0.0	0.0	0.0		30.8	69.2	0.0	0.0		0.0	83.3	16.7	0.0		
PHF	0.000	0.893	0.500	0.000	0.964	0.000	0.000	0.000	0.000	0.000	0.667	0.750	0.000	0.000	0.722	0.000	0.417	0.250	0.000	0.500	0.776
Entering Leg	0	25	2	0	27	0	0	0	0	0	8	18	0	0	26	0	5	1	0	6	59
Exiting Leg																0					59
Total	46					15					51					6					118

PDI File #: **186556 H**  
 Location: **N: Cardinal Medeiros Avenue S: Cardinal Medeiros Avenue**  
 Location: **E: Binney Street W: Bristol Street**  
 City, State: **Cambridge, MA**  
 Client: **VHB/ S. Mandzo-Predzic**  
 Site Code: **TBA**  
 Count Date: **Thursday, November 15, 2018**  
 Start Time: **7:30 AM**  
 End Time: **9:30 AM**  
 Class:



46 Morton Street, Framingham, MA 01702  
 Office: 508-875-0100 Fax: 508-875-0118  
 Email: datarequests@pdilic.com

**Buses**

	Cardinal Medeiros Avenue					Binney Street					Cardinal Medeiros Avenue					Bristol Street					Total	
	from North					from East					from South					from West						
	Right	Thru	Left	U-Turn	Total	Right	Thru	Left	U-Turn	Total	Right	Thru	Left	U-Turn	Total	Right	Thru	Left	U-Turn	Total		
7:30 AM	0	1	0	0	1	0	0	0	0	0	0	4	0	0	4	0	0	0	0	0	5	
7:45 AM	0	0	0	0	0	0	0	0	0	0	0	2	0	0	2	0	0	0	0	0	2	
<b>Total</b>	<b>0</b>	<b>1</b>	<b>0</b>	<b>0</b>	<b>1</b>	<b>0</b>	<b>0</b>	<b>0</b>	<b>0</b>	<b>0</b>	<b>0</b>	<b>6</b>	<b>0</b>	<b>0</b>	<b>6</b>	<b>0</b>	<b>0</b>	<b>0</b>	<b>0</b>	<b>0</b>	<b>7</b>	
8:00 AM	0	0	0	0	0	0	0	0	0	0	0	0	0	0	0	0	0	0	0	0	0	
8:15 AM	0	0	0	0	0	0	0	0	0	0	0	1	0	0	1	0	0	0	0	0	1	
8:30 AM	0	1	0	0	1	0	0	0	0	0	0	1	0	0	1	0	0	0	0	0	2	
8:45 AM	0	0	0	0	0	0	0	0	0	0	0	5	0	0	5	0	0	0	0	0	5	
<b>Total</b>	<b>0</b>	<b>1</b>	<b>0</b>	<b>0</b>	<b>1</b>	<b>0</b>	<b>0</b>	<b>0</b>	<b>0</b>	<b>0</b>	<b>0</b>	<b>7</b>	<b>0</b>	<b>0</b>	<b>7</b>	<b>0</b>	<b>0</b>	<b>0</b>	<b>0</b>	<b>0</b>	<b>8</b>	
9:00 AM	0	0	1	0	1	0	0	0	0	0	0	1	0	0	1	0	0	0	0	0	2	
9:15 AM	0	1	0	0	1	0	0	0	0	0	0	1	0	0	1	0	0	0	0	0	2	
<b>Total</b>	<b>0</b>	<b>1</b>	<b>1</b>	<b>0</b>	<b>2</b>	<b>0</b>	<b>0</b>	<b>0</b>	<b>0</b>	<b>0</b>	<b>0</b>	<b>2</b>	<b>0</b>	<b>0</b>	<b>2</b>	<b>0</b>	<b>0</b>	<b>0</b>	<b>0</b>	<b>0</b>	<b>4</b>	
<b>Grand Total</b>	<b>0</b>	<b>3</b>	<b>1</b>	<b>0</b>	<b>4</b>	<b>0</b>	<b>0</b>	<b>0</b>	<b>0</b>	<b>0</b>	<b>0</b>	<b>15</b>	<b>0</b>	<b>0</b>	<b>15</b>	<b>0</b>	<b>0</b>	<b>0</b>	<b>0</b>	<b>0</b>	<b>19</b>	
Approach %	0.0	75.0	25.0	0.0		0.0	0.0	0.0	0.0		0.0	100.0	0.0	0.0		0.0	0.0	0.0	0.0			
Total %	0.0	15.8	5.3	0.0	21.1	0.0	0.0	0.0	0.0	0.0	0.0	78.9	0.0	0.0	78.9	0.0	0.0	0.0	0.0	0.0		
Exiting Leg Total						15					1					3					0	19

Peak Hour Analysis from 07:30 AM to 09:30 AM begins at:

8:30 AM	Cardinal Medeiros Avenue					Binney Street					Cardinal Medeiros Avenue					Bristol Street					Total	
	from North					from East					from South					from West						
	Right	Thru	Left	U-Turn	Total	Right	Thru	Left	U-Turn	Total	Right	Thru	Left	U-Turn	Total	Right	Thru	Left	U-Turn	Total		
8:30 AM	0	1	0	0	1	0	0	0	0	0	0	1	0	0	1	0	0	0	0	0	2	
8:45 AM	0	0	0	0	0	0	0	0	0	0	0	5	0	0	5	0	0	0	0	0	5	
9:00 AM	0	0	1	0	1	0	0	0	0	0	0	1	0	0	1	0	0	0	0	0	2	
9:15 AM	0	1	0	0	1	0	0	0	0	0	0	1	0	0	1	0	0	0	0	0	2	
<b>Total Volume</b>	<b>0</b>	<b>2</b>	<b>1</b>	<b>0</b>	<b>3</b>	<b>0</b>	<b>0</b>	<b>0</b>	<b>0</b>	<b>0</b>	<b>0</b>	<b>8</b>	<b>0</b>	<b>0</b>	<b>8</b>	<b>0</b>	<b>0</b>	<b>0</b>	<b>0</b>	<b>0</b>	<b>11</b>	
% Approach Total	0.0	66.7	33.3	0.0		0.0	0.0	0.0	0.0		0.0	100.0	0.0	0.0		0.0	0.0	0.0	0.0			
PHF	0.000	0.500	0.250	0.000	0.750	0.000	0.000	0.000	0.000	0.000	0.000	0.400	0.000	0.000	0.400	0.000	0.000	0.000	0.000	0.000	0.550	
Entering Leg	0	2	1	0	3	0	0	0	0	0	0	8	0	0	8	0	0	0	0	0	11	
Exiting Leg						8					1					2					0	11
<b>Total</b>						11					1					10					0	22

PDI File #: **186556 H**  
 Location: **N: Cardinal Medeiros Avenue S: Cardinal Medeiros Avenue**  
 Location: **E: Binney Street W: Bristol Street**  
 City, State: **Cambridge, MA**  
 Client: **VHB/ S. Mandzo-Predzic**  
 Site Code: **TBA**  
 Count Date: **Thursday, November 15, 2018**  
 Start Time: **7:30 AM**  
 End Time: **9:30 AM**  
 Class:



46 Morton Street, Framingham, MA 01702  
 Office: 508-875-0100 Fax: 508-875-0118  
 Email: datarequests@pdilic.com

**Single-Unit Trucks**

	Cardinal Medeiros Avenue					Binney Street					Cardinal Medeiros Avenue					Bristol Street					Total	
	from North					from East					from South					from West						
	Right	Thru	Left	U-Turn	Total	Right	Thru	Left	U-Turn	Total	Right	Thru	Left	U-Turn	Total	Right	Thru	Left	U-Turn	Total		
7:30 AM	0	2	0	0	2	0	0	0	0	0	2	3	0	0	5	0	0	0	0	0	7	
7:45 AM	0	3	1	0	4	0	0	0	0	0	1	4	0	0	5	0	0	0	0	0	9	
<b>Total</b>	0	5	1	0	6	0	0	0	0	0	3	7	0	0	10	0	0	0	0	0	16	
8:00 AM	0	1	0	0	1	0	0	0	0	0	2	1	0	0	3	0	0	0	0	0	4	
8:15 AM	0	1	0	0	1	0	0	0	0	0	5	2	0	0	7	0	0	0	0	0	8	
8:30 AM	0	2	0	0	2	0	0	0	0	0	2	3	0	0	5	0	3	0	0	3	10	
8:45 AM	0	3	0	0	3	0	0	0	0	0	0	2	0	0	2	0	0	0	0	0	5	
<b>Total</b>	0	7	0	0	7	0	0	0	0	0	9	8	0	0	17	0	3	0	0	3	27	
9:00 AM	0	4	1	0	5	0	0	0	0	0	0	3	0	0	3	1	1	0	0	2	10	
9:15 AM	0	4	1	0	5	0	0	0	0	0	3	3	0	0	6	0	0	0	0	0	11	
<b>Total</b>	0	8	2	0	10	0	0	0	0	0	3	6	0	0	9	1	1	0	0	2	21	
<b>Grand Total</b>	0	20	3	0	23	0	0	0	0	0	15	21	0	0	36	1	4	0	0	5	64	
Approach %	0.0	87.0	13.0	0.0		0.0	0.0	0.0	0.0		41.7	58.3	0.0	0.0		20.0	80.0	0.0	0.0			
Total %	0.0	31.3	4.7	0.0	35.9	0.0	0.0	0.0	0.0	0.0	23.4	32.8	0.0	0.0	56.3	1.6	6.3	0.0	0.0	7.8		
Exiting Leg Total						21					22					21					0	64

Peak Hour Analysis from 07:30 AM to 09:30 AM begins at:

	Cardinal Medeiros Avenue					Binney Street					Cardinal Medeiros Avenue					Bristol Street					Total	
	from North					from East					from South					from West						
	Right	Thru	Left	U-Turn	Total	Right	Thru	Left	U-Turn	Total	Right	Thru	Left	U-Turn	Total	Right	Thru	Left	U-Turn	Total		
8:30 AM	0	2	0	0	2	0	0	0	0	0	2	3	0	0	5	0	3	0	0	3	10	
8:45 AM	0	3	0	0	3	0	0	0	0	0	0	2	0	0	2	0	0	0	0	0	5	
9:00 AM	0	4	1	0	5	0	0	0	0	0	0	3	0	0	3	1	1	0	0	2	10	
9:15 AM	0	4	1	0	5	0	0	0	0	0	3	3	0	0	6	0	0	0	0	0	11	
<b>Total Volume</b>	0	13	2	0	15	0	0	0	0	0	5	11	0	0	16	1	4	0	0	5	36	
% Approach Total	0.0	86.7	13.3	0.0		0.0	0.0	0.0	0.0		31.3	68.8	0.0	0.0		20.0	80.0	0.0	0.0			
PHF	0.000	0.813	0.500	0.000	0.750	0.000	0.000	0.000	0.000	0.000	0.417	0.917	0.000	0.000	0.667	0.250	0.333	0.000	0.000	0.417	0.818	
Entering Leg	0	13	2	0	15	0	0	0	0	0	5	11	0	0	16	1	4	0	0	5	36	
Exiting Leg						11					11					14					0	36
<b>Total</b>						26					11					30					5	72

PDI File #: **186556 H**  
 Location: **N: Cardinal Medeiros Avenue S: Cardinal Medeiros Avenue**  
 Location: **E: Binney Street W: Bristol Street**  
 City, State: **Cambridge, MA**  
 Client: **VHB/ S. Mandzo-Predzic**  
 Site Code: **TBA**  
 Count Date: **Thursday, November 15, 2018**  
 Start Time: **7:30 AM**  
 End Time: **9:30 AM**  
 Class:



46 Morton Street, Framingham, MA 01702  
 Office: 508-875-0100 Fax: 508-875-0118  
 Email: datarequests@pdilic.com

**Articulated Trucks**

	Cardinal Medeiros Avenue					Binney Street					Cardinal Medeiros Avenue					Bristol Street					Total
	from North					from East					from South					from West					
	Right	Thru	Left	U-Turn	Total	Right	Thru	Left	U-Turn	Total	Right	Thru	Left	U-Turn	Total	Right	Thru	Left	U-Turn	Total	
7:30 AM	0	0	0	0	0	0	0	0	0	0	0	1	0	0	1	0	0	0	0	0	1
7:45 AM	0	0	0	0	0	0	0	0	0	0	0	0	0	0	0	0	0	0	0	0	0
Total	0	0	0	0	0	0	0	0	0	0	0	1	0	0	1	0	0	0	0	0	1
8:00 AM	0	0	0	0	0	0	0	0	0	0	0	0	0	0	0	0	0	0	0	0	0
8:15 AM	0	0	0	0	0	0	0	0	0	0	0	0	0	0	0	0	0	0	0	0	0
8:30 AM	0	0	0	0	0	0	0	0	0	0	0	0	0	0	0	0	0	0	0	0	0
8:45 AM	0	0	0	0	0	0	0	0	0	0	0	0	0	0	0	0	0	0	0	0	0
Total	0	0	0	0	0	0	0	0	0	0	0	0	0	0	0	0	0	0	0	0	0
9:00 AM	0	0	0	0	0	0	0	0	0	0	0	0	0	0	0	0	0	0	0	0	0
9:15 AM	0	1	0	0	1	0	0	0	0	0	0	0	0	0	0	0	0	0	0	0	1
Total	0	1	0	0	1	0	0	0	0	0	0	0	0	0	0	0	0	0	0	0	1
Grand Total	0	1	0	0	1	0	0	0	0	0	0	1	0	0	1	0	0	0	0	0	2
Approach %	0.0	100.0	0.0	0.0		0.0	0.0	0.0	0.0		0.0	100.0	0.0	0.0		0.0	0.0	0.0	0.0		
Total %	0.0	50.0	0.0	0.0	50.0	0.0	0.0	0.0	0.0	0.0	0.0	50.0	0.0	0.0	50.0	0.0	0.0	0.0	0.0	0.0	
Exiting Leg Total						1					0					1					0

Peak Hour Analysis from 07:30 AM to 09:30 AM begins at:

	Cardinal Medeiros Avenue					Binney Street					Cardinal Medeiros Avenue					Bristol Street					Total
	from North					from East					from South					from West					
	Right	Thru	Left	U-Turn	Total	Right	Thru	Left	U-Turn	Total	Right	Thru	Left	U-Turn	Total	Right	Thru	Left	U-Turn	Total	
7:30 AM	0	0	0	0	0	0	0	0	0	0	0	1	0	0	1	0	0	0	0	0	1
7:45 AM	0	0	0	0	0	0	0	0	0	0	0	0	0	0	0	0	0	0	0	0	0
8:00 AM	0	0	0	0	0	0	0	0	0	0	0	0	0	0	0	0	0	0	0	0	0
8:15 AM	0	0	0	0	0	0	0	0	0	0	0	0	0	0	0	0	0	0	0	0	0
Total Volume	0	0	0	0	0	0	0	0	0	0	0	1	0	0	1	0	0	0	0	0	1
% Approach Total	0.0	0.0	0.0	0.0		0.0	0.0	0.0	0.0		0.0	100.0	0.0	0.0		0.0	0.0	0.0	0.0		
PHF	0.000	0.000	0.000	0.000	0.000	0.000	0.000	0.000	0.000	0.000	0.000	0.250	0.000	0.000	0.250	0.000	0.000	0.000	0.000	0.000	0.250
Entering Leg	0	0	0	0	0	0	0	0	0	0	0	1	0	0	1	0	0	0	0	0	1
Exiting Leg						1					0					0					1
Total						1					0					1					0

PDI File #: 186556 H  
 Location: N: Cardinal Medeiros Avenue S: Cardinal Medeiros Avenue  
 Location: E: Binney Street W: Bristol Street  
 City, State: Cambridge, MA  
 Client: VHB/ S. Mandzo-Predzic  
 Site Code: TBA  
 Count Date: Thursday, November 15, 2018  
 Start Time: 7:30 AM  
 End Time: 9:30 AM  
 Class:



46 Morton Street, Framingham, MA 01702  
 Office: 508-875-0100 Fax: 508-875-0118  
 Email: datarequests@pdilic.com

**Bicycles (on Roadway and Crosswalks)**

	Cardinal Medeiros Avenue							Binney Street							Cardinal Medeiros Avenue							Bristol Street							Total	
	from North							from East							from South							from West								
	Right	Thru	Left	U-Turn	CW-EB	CW-WB	Total	Right	Thru	Left	U-Turn	CW-SB	CW-NB	Total	Right	Thru	Left	U-Turn	CW-WB	CW-EB	Total	Right	Thru	Left	U-Turn	CW-NB	CW-SB	Total		
7:30 AM	0	5	0	0	0	0	5	0	0	0	0	0	0	0	1	0	0	0	0	0	0	1	0	1	0	0	0	0	1	7
7:45 AM	0	4	0	0	0	0	4	0	0	0	0	0	0	0	0	0	0	0	0	1	1	2	3	0	0	0	0	5	10	
Total	0	9	0	0	0	0	9	0	0	0	0	0	0	0	1	0	0	0	0	1	2	2	4	0	0	0	0	6	17	
8:00 AM	0	6	0	0	0	0	6	0	0	0	0	0	0	0	0	0	0	0	0	0	0	1	2	0	0	0	0	3	9	
8:15 AM	0	4	1	0	0	0	5	0	0	0	0	0	0	0	0	3	0	0	0	0	3	0	2	0	0	0	0	2	10	
8:30 AM	0	11	1	0	0	0	12	0	0	0	0	0	0	0	0	0	0	0	0	0	0	0	2	0	0	0	0	2	14	
8:45 AM	0	7	0	0	0	0	7	0	0	0	0	0	0	0	1	2	0	0	0	0	3	0	6	0	0	0	0	6	16	
Total	0	28	2	0	0	0	30	0	0	0	0	0	0	0	1	5	0	0	0	6	1	12	0	0	0	0	13	49		
9:00 AM	0	1	1	0	0	0	2	0	0	0	0	0	0	0	0	0	0	0	0	0	0	0	3	0	0	0	0	3	5	
9:15 AM	0	3	0	0	0	0	3	0	0	0	0	0	0	0	1	1	0	0	0	0	2	0	1	0	0	1	0	2	7	
Total	0	4	1	0	0	0	5	0	0	0	0	0	0	0	1	1	0	0	0	2	0	4	0	0	1	0	5	12		
Grand Total	0	41	3	0	0	0	44	0	0	0	0	0	0	0	3	6	0	0	0	10	3	20	0	0	1	0	24	78		
Approach %	0.0	93.2	6.8	0.0	0.0	0.0		0.0	0.0	0.0	0.0	0.0	0.0	30.0	60.0	0.0	0.0	0.0	10.0		12.5	83.3	0.0	0.0	4.2	0.0				
Total %	0.0	52.6	3.8	0.0	0.0	0.0	56.4	0.0	0.0	0.0	0.0	0.0	0.0	3.8	7.7	0.0	0.0	0.0	1.3	12.8	3.8	25.6	0.0	0.0	1.3	0.0	30.8			
Exiting Leg Total	6							26							45							1							78	

Peak Hour Analysis from 07:30 AM to 09:30 AM begins at:

	Cardinal Medeiros Avenue							Binney Street							Cardinal Medeiros Avenue							Bristol Street							Total
	from North							from East							from South							from West							
	Right	Thru	Left	U-Turn	CW-EB	CW-WB	Total	Right	Thru	Left	U-Turn	CW-SB	CW-NB	Total	Right	Thru	Left	U-Turn	CW-WB	CW-EB	Total	Right	Thru	Left	U-Turn	CW-NB	CW-SB	Total	
8:00 AM	0	6	0	0	0	0	6	0	0	0	0	0	0	0	0	0	0	0	0	0	1	2	0	0	0	0	3	9	
8:15 AM	0	4	1	0	0	0	5	0	0	0	0	0	0	0	0	3	0	0	0	3	0	2	0	0	0	0	2	10	
8:30 AM	0	11	1	0	0	0	12	0	0	0	0	0	0	0	0	0	0	0	0	0	0	2	0	0	0	0	2	14	
8:45 AM	0	7	0	0	0	0	7	0	0	0	0	0	0	0	1	2	0	0	0	3	0	6	0	0	0	0	6	16	
Total Volume	0	28	2	0	0	0	30	0	0	0	0	0	0	0	1	5	0	0	0	6	1	12	0	0	0	0	13	49	
% Approach Total	0.0	93.3	6.7	0.0	0.0	0.0		0.0	0.0	0.0	0.0	0.0	0.0	16.7	83.3	0.0	0.0	0.0	0.0		7.7	92.3	0.0	0.0	0.0	0.0			
PHF	0.000	0.636	0.500	0.000	0.000	0.000	0.625	0.000	0.000	0.000	0.000	0.000	0.000	0.250	0.417	0.000	0.000	0.000	0.500		0.250	0.500	0.000	0.000	0.000	0.000	0.542	0.766	
Entering Leg	0	28	2	0	0	0	30	0	0	0	0	0	0	1	5	0	0	0	6	1	12	0	0	0	0	13	49		
Exiting Leg	5							15							29							0							49
Total	35							15							35							13							98



PDI File #: 186556 H  
 Location: N: Cardinal Medeiros Avenue S: Cardinal Medeiros Avenue  
 Location: E: Binney Street W: Bristol Street  
 City, State: Cambridge, MA  
 Client: VHB/ S. Mandzo-Predzic  
 Site Code: TBA  
 Count Date: Thursday, November 15, 2018  
 Start Time: 7:30 AM  
 End Time: 9:30 AM  
 Class:



46 Morton Street, Framingham, MA 01702  
 Office: 508-875-0100 Fax: 508-875-0118  
 Email: datarequests@pdilic.com

**Pedestrians**

	Cardinal Medeiros Avenue								Binney Street								Cardinal Medeiros Avenue								Bristol Street								Total
	from North								from East								from South								from West								
	Right	Thru	Left	U-Turn	CW-EB	CW-WB	Total		Right	Thru	Left	U-Turn	CW-SB	CW-NB	Total		Right	Thru	Left	U-Turn	CW-WB	CW-EB	Total		Right	Thru	Left	U-Turn	CW-NB	CW-SB	Total		
7:30 AM	0	0	0	0	0	0	0	0	0	0	0	0	1	4	5		0	0	0	0	1	15	16		0	0	0	0	5	23	28		49
7:45 AM	0	0	0	0	0	0	0	0	0	0	0	1	0	1		0	0	0	0	5	23	28		0	0	0	0	5	27	32		61	
Total	0	0	0	0	0	0	0	0	0	0	0	2	4	6		0	0	0	0	6	38	44		0	0	0	0	10	50	60		110	
8:00 AM	0	0	0	0	0	0	0	0	0	0	0	1	1	2		0	0	0	0	2	19	21		0	0	0	0	4	28	32		55	
8:15 AM	0	0	0	0	0	1	1	0	0	0	0	1	1	2		0	0	0	0	1	31	32		0	0	0	0	4	37	41		76	
8:30 AM	0	0	0	0	0	1	1	0	0	0	0	2	2	4		0	0	0	0	1	20	21		0	0	0	0	1	25	26		52	
8:45 AM	0	0	0	0	1	0	1	0	0	0	0	1	1	2		0	0	0	0	4	22	26		0	0	0	0	9	37	46		75	
Total	0	0	0	0	1	2	3	0	0	0	0	5	5	10		0	0	0	0	8	92	100		0	0	0	0	18	127	145		258	
9:00 AM	0	0	0	0	1	2	3	0	0	0	0	3	4	7		0	0	0	0	3	36	39		0	0	0	0	3	41	44		93	
9:15 AM	0	0	0	0	4	1	5	0	0	0	0	9	2	11		0	0	0	0	9	11	20		0	0	0	0	0	25	25		61	
Total	0	0	0	0	5	3	8	0	0	0	0	12	6	18		0	0	0	0	12	47	59		0	0	0	0	3	66	69		154	
Grand Total	0	0	0	0	6	5	11	0	0	0	0	19	15	34		0	0	0	0	26	177	203		0	0	0	0	31	243	274		522	
Approach %	0	0	0	0	54.5	45.5		0	0	0	0	55.9	44.1		0	0	0	0	12.8	87.2			0	0	0	0	11.3	88.7					
Total %	0	0	0	0	1.15	0.96	2.11	0	0	0	0	3.64	2.87	6.51		0	0	0	0	4.98	33.9	38.9		0	0	0	0	5.94	46.6	52.5			
Exiting Leg Total	11								34								203								274								522

Peak Hour Analysis from 07:30 AM to 09:30 AM begins at:

	Cardinal Medeiros Avenue								Binney Street								Cardinal Medeiros Avenue								Bristol Street								Total
	from North								from East								from South								from West								
	Right	Thru	Left	U-Turn	CW-EB	CW-WB	Total		Right	Thru	Left	U-Turn	CW-SB	CW-NB	Total		Right	Thru	Left	U-Turn	CW-WB	CW-EB	Total		Right	Thru	Left	U-Turn	CW-NB	CW-SB	Total		
8:15 AM	0	0	0	0	0	1	1	0	0	0	0	1	1	2		0	0	0	0	1	31	32		0	0	0	0	4	37	41		76	
8:30 AM	0	0	0	0	0	1	1	0	0	0	0	2	2	4		0	0	0	0	1	20	21		0	0	0	0	1	25	26		52	
8:45 AM	0	0	0	0	1	0	1	0	0	0	0	1	1	2		0	0	0	0	4	22	26		0	0	0	0	9	37	46		75	
9:00 AM	0	0	0	0	1	2	3	0	0	0	0	3	4	7		0	0	0	0	3	36	39		0	0	0	0	3	41	44		93	
Total Volume	0	0	0	0	2	4	6	0	0	0	0	7	8	15		0	0	0	0	9	109	118		0	0	0	0	17	140	157		296	
% Approach Total	0.0	0.0	0.0	0.0	33.3	66.7		0.0	0.0	0.0	0.0	46.7	53.3		0.0	0.0	0.0	0.0	7.6	92.4			0.0	0.0	0.0	0.0	10.8	89.2					
PHF	0.000	0.000	0.000	0.000	0.500	0.500	0.500	0.000	0.000	0.000	0.000	0.583	0.500	0.536		0.000	0.000	0.000	0.000	0.563	0.757	0.756		0.000	0.000	0.000	0.000	0.472	0.854	0.853		0.796	
Entering Leg	0	0	0	0	2	4	6	0	0	0	0	7	8	15		0	0	0	0	9	109	118		0	0	0	0	17	140	157		296	
Exiting Leg	6								15								118								157								296
Total	12								30								236								314								592

PDI File #: **186556 HH**  
 Location: **N: Cardinal Medeiros Avenue S: Cardinal Medeiros Avenue**  
 Location: **E: Binney Street W: Bristol Street**  
 City, State: **Cambridge, MA**  
 Client: **VHB/ S. Mandzo-Predzic**  
 Site Code: **TBA**  
 Count Date: **Thursday, November 15, 2018**  
 Start Time: **4:30 PM**  
 End Time: **6:30 PM**  
 Class:



46 Morton Street, Framingham, MA 01702  
 Office: 508-875-0100 Fax: 508-875-0118  
 Email: datarequests@pdilic.com

**Cars and Heavy Vehicles (Combined)**

	Cardinal Medeiros Avenue					Binney Street					Cardinal Medeiros Avenue					Bristol Street					Total
	from North					from East					from South					from West					
	Right	Thru	Left	U-Turn	Total	Right	Thru	Left	U-Turn	Total	Right	Thru	Left	U-Turn	Total	Right	Thru	Left	U-Turn	Total	
4:30 PM	0	39	4	0	43	0	0	0	0	0	32	111	0	0	143	2	14	2	0	18	204
4:45 PM	0	26	3	0	29	1	0	0	0	1	33	112	0	0	145	1	12	7	0	20	195
<b>Total</b>	<b>0</b>	<b>65</b>	<b>7</b>	<b>0</b>	<b>72</b>	<b>1</b>	<b>0</b>	<b>0</b>	<b>0</b>	<b>1</b>	<b>65</b>	<b>223</b>	<b>0</b>	<b>0</b>	<b>288</b>	<b>3</b>	<b>26</b>	<b>9</b>	<b>0</b>	<b>38</b>	<b>399</b>
5:00 PM	0	39	5	0	44	0	0	1	0	1	44	127	0	0	171	1	15	3	0	19	235
5:15 PM	0	27	6	0	33	1	0	0	0	1	37	110	0	0	147	1	15	4	0	20	201
5:30 PM	0	24	8	0	32	0	0	0	0	0	33	86	0	0	119	3	20	9	0	32	183
5:45 PM	0	54	9	0	63	0	0	0	0	0	47	103	0	0	150	2	39	5	0	46	259
<b>Total</b>	<b>0</b>	<b>144</b>	<b>28</b>	<b>0</b>	<b>172</b>	<b>1</b>	<b>0</b>	<b>1</b>	<b>0</b>	<b>2</b>	<b>161</b>	<b>426</b>	<b>0</b>	<b>0</b>	<b>587</b>	<b>7</b>	<b>89</b>	<b>21</b>	<b>0</b>	<b>117</b>	<b>878</b>
6:00 PM	0	38	4	0	42	0	0	0	0	0	29	88	0	0	117	0	19	7	0	26	185
6:15 PM	0	26	7	0	33	0	0	0	0	0	26	92	0	0	118	0	15	2	0	17	168
<b>Total</b>	<b>0</b>	<b>64</b>	<b>11</b>	<b>0</b>	<b>75</b>	<b>0</b>	<b>0</b>	<b>0</b>	<b>0</b>	<b>0</b>	<b>55</b>	<b>180</b>	<b>0</b>	<b>0</b>	<b>235</b>	<b>0</b>	<b>34</b>	<b>9</b>	<b>0</b>	<b>43</b>	<b>353</b>
Grand Total	0	273	46	0	319	2	0	1	0	3	281	829	0	0	1110	10	149	39	0	198	1630
Approach %	0.0	85.6	14.4	0.0		66.7	0.0	33.3	0.0		25.3	74.7	0.0	0.0		5.1	75.3	19.7	0.0		
Total %	0.0	16.7	2.8	0.0	19.6	0.1	0.0	0.1	0.0	0.2	17.2	50.9	0.0	0.0	68.1	0.6	9.1	2.4	0.0	12.1	
Exiting Leg Total	870					476					284					0					1630
Cars	0	268	44	0	312	0	0	0	0	0	277	814	0	0	1091	10	147	39	0	196	1599
% Cars	0.0	98.2	95.7	0.0	97.8	0.0	0.0	0.0	0.0	0.0	98.6	98.2	0.0	0.0	98.3	100.0	98.7	100.0	0.0	99.0	98.1
Exiting Leg Total	853					468					278					0					1599
Heavy Vehicles	0	5	2	0	7	2	0	1	0	3	4	15	0	0	19	0	2	0	0	2	31
% Heavy Vehicles	0.0	1.8	4.3	0.0	2.2	100.0	0.0	100.0	0.0	100.0	1.4	1.8	0.0	0.0	1.7	0.0	1.3	0.0	0.0	1.0	1.9
Exiting Leg Total	17					8					6					0					31

Peak Hour Analysis from 04:30 PM to 06:30 PM begins at:

5:00 PM	Cardinal Medeiros Avenue					Binney Street					Cardinal Medeiros Avenue					Bristol Street					Total
	from North					from East					from South					from West					
	Right	Thru	Left	U-Turn	Total	Right	Thru	Left	U-Turn	Total	Right	Thru	Left	U-Turn	Total	Right	Thru	Left	U-Turn	Total	
5:00 PM	0	39	5	0	44	0	0	1	0	1	44	127	0	0	171	1	15	3	0	19	235
5:15 PM	0	27	6	0	33	1	0	0	0	1	37	110	0	0	147	1	15	4	0	20	201
5:30 PM	0	24	8	0	32	0	0	0	0	0	33	86	0	0	119	3	20	9	0	32	183
5:45 PM	0	54	9	0	63	0	0	0	0	0	47	103	0	0	150	2	39	5	0	46	259
Total Volume	0	144	28	0	172	1	0	1	0	2	161	426	0	0	587	7	89	21	0	117	878
% Approach Total	0.0	83.7	16.3	0.0		50.0	0.0	50.0	0.0		27.4	72.6	0.0	0.0		6.0	76.1	17.9	0.0		
PHF	0.000	0.667	0.778	0.000	0.683	0.250	0.000	0.250	0.000	0.500	0.856	0.839	0.000	0.000	0.858	0.583	0.571	0.583	0.000	0.636	0.847
Cars	0	143	26	0	169	0	0	0	0	0	160	417	0	0	577	7	88	21	0	116	862
Cars %	0.0	99.3	92.9	0.0	98.3	0.0	0.0	0.0	0.0	0.0	99.4	97.9	0.0	0.0	98.3	100.0	98.9	100.0	0.0	99.1	98.2
Heavy Vehicles	0	1	2	0	3	1	0	1	0	2	1	9	0	0	10	0	1	0	0	1	16
Heavy Vehicles %	0.0	0.7	7.1	0.0	1.7	100.0	0.0	100.0	0.0	100.0	0.6	2.1	0.0	0.0	1.7	0.0	1.1	0.0	0.0	0.9	1.8
Cars Enter Leg	0	143	26	0	169	0	0	0	0	0	160	417	0	0	577	7	88	21	0	116	862
Heavy Enter Leg	0	1	2	0	3	1	0	1	0	2	1	9	0	0	10	0	1	0	0	1	16
Total Entering Leg	0	144	28	0	172	1	0	1	0	2	161	426	0	0	587	7	89	21	0	117	878
Cars Exiting Leg	438					274					150					0					862
Heavy Exiting Leg	10					4					2					0					16
Total Exiting Leg	448					278					152					0					878

PDI File #: **186556 HH**  
 Location: **N: Cardinal Medeiros Avenue S: Cardinal Medeiros Avenue**  
 Location: **E: Binney Street W: Bristol Street**  
 City, State: **Cambridge, MA**  
 Client: **VHB/ S. Mandzo-Predzic**  
 Site Code: **TBA**  
 Count Date: **Thursday, November 15, 2018**  
 Start Time: **4:30 PM**  
 End Time: **6:30 PM**  
 Class:



**Cars-Combined (Motorcycles, Cars, Light Goods)**

	Cardinal Medeiros Avenue					Binney Street					Cardinal Medeiros Avenue					Bristol Street					Total
	from North					from East					from South					from West					
	Right	Thru	Left	U-Turn	Total	Right	Thru	Left	U-Turn	Total	Right	Thru	Left	U-Turn	Total	Right	Thru	Left	U-Turn	Total	
4:30 PM	0	36	4	0	40	0	0	0	0	0	31	110	0	0	141	2	14	2	0	18	199
4:45 PM	0	26	3	0	29	0	0	0	0	0	33	111	0	0	144	1	11	7	0	19	192
<b>Total</b>	<b>0</b>	<b>62</b>	<b>7</b>	<b>0</b>	<b>69</b>	<b>0</b>	<b>0</b>	<b>0</b>	<b>0</b>	<b>0</b>	<b>64</b>	<b>221</b>	<b>0</b>	<b>0</b>	<b>285</b>	<b>3</b>	<b>25</b>	<b>9</b>	<b>0</b>	<b>37</b>	<b>391</b>
5:00 PM	0	38	5	0	43	0	0	0	0	0	43	122	0	0	165	1	15	3	0	19	227
5:15 PM	0	27	5	0	32	0	0	0	0	0	37	108	0	0	145	1	15	4	0	20	197
5:30 PM	0	24	8	0	32	0	0	0	0	0	33	86	0	0	119	3	20	9	0	32	183
5:45 PM	0	54	8	0	62	0	0	0	0	0	47	101	0	0	148	2	38	5	0	45	255
<b>Total</b>	<b>0</b>	<b>143</b>	<b>26</b>	<b>0</b>	<b>169</b>	<b>0</b>	<b>0</b>	<b>0</b>	<b>0</b>	<b>0</b>	<b>160</b>	<b>417</b>	<b>0</b>	<b>0</b>	<b>577</b>	<b>7</b>	<b>88</b>	<b>21</b>	<b>0</b>	<b>116</b>	<b>862</b>
6:00 PM	0	38	4	0	42	0	0	0	0	0	28	86	0	0	114	0	19	7	0	26	182
6:15 PM	0	25	7	0	32	0	0	0	0	0	25	90	0	0	115	0	15	2	0	17	164
<b>Total</b>	<b>0</b>	<b>63</b>	<b>11</b>	<b>0</b>	<b>74</b>	<b>0</b>	<b>0</b>	<b>0</b>	<b>0</b>	<b>0</b>	<b>53</b>	<b>176</b>	<b>0</b>	<b>0</b>	<b>229</b>	<b>0</b>	<b>34</b>	<b>9</b>	<b>0</b>	<b>43</b>	<b>346</b>
Grand Total	0	268	44	0	312	0	0	0	0	0	277	814	0	0	1091	10	147	39	0	196	1599
Approach %	0.0	85.9	14.1	0.0		0.0	0.0	0.0	0.0		25.4	74.6	0.0	0.0		5.1	75.0	19.9	0.0		
Total %	0.0	16.8	2.8	0.0	19.5	0.0	0.0	0.0	0.0	0.0	17.3	50.9	0.0	0.0	68.2	0.6	9.2	2.4	0.0	12.3	
Exiting Leg Total	853					468					278					0					1599

Peak Hour Analysis from 04:30 PM to 06:30 PM begins at:

	Cardinal Medeiros Avenue					Binney Street					Cardinal Medeiros Avenue					Bristol Street					Total
	from North					from East					from South					from West					
	Right	Thru	Left	U-Turn	Total	Right	Thru	Left	U-Turn	Total	Right	Thru	Left	U-Turn	Total	Right	Thru	Left	U-Turn	Total	
5:00 PM	0	38	5	0	43	0	0	0	0	0	43	122	0	0	165	1	15	3	0	19	227
5:15 PM	0	27	5	0	32	0	0	0	0	0	37	108	0	0	145	1	15	4	0	20	197
5:30 PM	0	24	8	0	32	0	0	0	0	0	33	86	0	0	119	3	20	9	0	32	183
5:45 PM	0	54	8	0	62	0	0	0	0	0	47	101	0	0	148	2	38	5	0	45	255
Total Volume	0	143	26	0	169	0	0	0	0	0	160	417	0	0	577	7	88	21	0	116	862
% Approach Total	0.0	84.6	15.4	0.0		0.0	0.0	0.0	0.0		27.7	72.3	0.0	0.0		6.0	75.9	18.1	0.0		
PHF	0.000	0.662	0.813	0.000	0.681	0.000	0.000	0.000	0.000	0.000	0.851	0.855	0.000	0.000	0.874	0.583	0.579	0.583	0.000	0.644	0.845
Entering Leg	0	143	26	0	169	0	0	0	0	0	160	417	0	0	577	7	88	21	0	116	862
Exiting Leg																					0
Total	607					274					727					116					1724

PDI File #: 186556 HH  
 Location: N: Cardinal Medeiros Avenue S: Cardinal Medeiros Avenue  
 Location: E: Binney Street W: Bristol Street  
 City, State: Cambridge, MA  
 Client: VHB/ S. Mandzo-Predzic  
 Site Code: TBA  
 Count Date: Thursday, November 15, 2018  
 Start Time: 4:30 PM  
 End Time: 6:30 PM  
 Class: Heavy Vehicles-Combined (Buses, Single-Unit Trucks, Articulated Trucks)



46 Morton Street, Framingham, MA 01702  
 Office: 508-875-0100 Fax: 508-875-0118  
 Email: datarequests@pdilic.com

	Cardinal Medeiros Avenue					Binney Street					Cardinal Medeiros Avenue					Bristol Street					Total
	from North					from East					from South					from West					
	Right	Thru	Left	U-Turn	Total	Right	Thru	Left	U-Turn	Total	Right	Thru	Left	U-Turn	Total	Right	Thru	Left	U-Turn	Total	
4:30 PM	0	3	0	0	3	0	0	0	0	0	1	1	0	0	2	0	0	0	0	0	5
4:45 PM	0	0	0	0	0	1	0	0	0	1	0	1	0	0	1	0	1	0	0	1	3
<b>Total</b>	0	3	0	0	3	1	0	0	0	1	1	2	0	0	3	0	1	0	0	1	8
5:00 PM	0	1	0	0	1	0	0	1	0	1	1	5	0	0	6	0	0	0	0	0	8
5:15 PM	0	0	1	0	1	1	0	0	0	1	0	2	0	0	2	0	0	0	0	0	4
5:30 PM	0	0	0	0	0	0	0	0	0	0	0	0	0	0	0	0	0	0	0	0	0
5:45 PM	0	0	1	0	1	0	0	0	0	0	0	2	0	0	2	0	1	0	0	1	4
<b>Total</b>	0	1	2	0	3	1	0	1	0	2	1	9	0	0	10	0	1	0	0	1	16
6:00 PM	0	0	0	0	0	0	0	0	0	0	1	2	0	0	3	0	0	0	0	0	3
6:15 PM	0	1	0	0	1	0	0	0	0	0	1	2	0	0	3	0	0	0	0	0	4
<b>Total</b>	0	1	0	0	1	0	0	0	0	0	2	4	0	0	6	0	0	0	0	0	7
<b>Grand Total</b>	0	5	2	0	7	2	0	1	0	3	4	15	0	0	19	0	2	0	0	2	31
Approach %	0.0	71.4	28.6	0.0		66.7	0.0	33.3	0.0		21.1	78.9	0.0	0.0		0.0	100.0	0.0	0.0		
Total %	0.0	16.1	6.5	0.0	22.6	6.5	0.0	3.2	0.0	9.7	12.9	48.4	0.0	0.0	61.3	0.0	6.5	0.0	0.0	6.5	
Exiting Leg Total	17					8					6					0					31
Buses	0	2	0	0	2	0	0	0	0	0	0	7	0	0	7	0	1	0	0	1	10
% Buses	0.0	40.0	0.0	0.0	28.6	0.0	0.0	0.0	0.0	0.0	0.0	46.7	0.0	0.0	36.8	0.0	50.0	0.0	0.0	50.0	32.3
Exiting Leg Total	7					1					2					0					10
Single-Unit Trucks	0	3	2	0	5	2	0	1	0	3	4	8	0	0	12	0	1	0	0	1	21
% Single-Unit	0.0	60.0	100.0	0.0	71.4	100.0	0.0	100.0	0.0	100.0	100.0	53.3	0.0	0.0	63.2	0.0	50.0	0.0	0.0	50.0	67.7
Exiting Leg Total	10					7					4					0					21
Articulated Trucks	0	0	0	0	0	0	0	0	0	0	0	0	0	0	0	0	0	0	0	0	0
% Articulated	0.0	0.0	0.0	0.0	0.0	0.0	0.0	0.0	0.0	0.0	0.0	0.0	0.0	0.0	0.0	0.0	0.0	0.0	0.0	0.0	0.0
Exiting Leg Total	0					0					0					0					0

Peak Hour Analysis from 04:30 PM to 06:30 PM begins at:

	Cardinal Medeiros Avenue					Binney Street					Cardinal Medeiros Avenue					Bristol Street					Total
	from North					from East					from South					from West					
	Right	Thru	Left	U-Turn	Total	Right	Thru	Left	U-Turn	Total	Right	Thru	Left	U-Turn	Total	Right	Thru	Left	U-Turn	Total	
4:30 PM	0	3	0	0	3	0	0	0	0	0	1	1	0	0	2	0	0	0	0	0	5
4:45 PM	0	0	0	0	0	1	0	0	0	1	0	1	0	0	1	0	1	0	0	1	3
5:00 PM	0	1	0	0	1	0	0	1	0	1	1	5	0	0	6	0	0	0	0	0	8
5:15 PM	0	0	1	0	1	1	0	0	0	1	0	2	0	0	2	0	0	0	0	0	4
<b>Total Volume</b>	0	4	1	0	5	2	0	1	0	3	2	9	0	0	11	0	1	0	0	1	20
% Approach Total	0.0	80.0	20.0	0.0		66.7	0.0	33.3	0.0		18.2	81.8	0.0	0.0		0.0	100.0	0.0	0.0		
PHF	0.000	0.333	0.250	0.000	0.417	0.500	0.000	0.250	0.000	0.750	0.500	0.450	0.000	0.000	0.458	0.000	0.250	0.000	0.000	0.250	0.625
Buses	0	2	0	0	2	0	0	0	0	0	0	4	0	0	4	0	0	0	0	0	6
Buses %	0.0	50.0	0.0	0.0	40.0	0.0	0.0	0.0	0.0	0.0	0.0	44.4	0.0	0.0	36.4	0.0	0.0	0.0	0.0	0.0	30.0
Single-Unit Trucks	0	2	1	0	3	2	0	1	0	3	2	5	0	0	7	0	1	0	0	1	14
Single-Unit %	0.0	50.0	100.0	0.0	60.0	100.0	0.0	100.0	0.0	100.0	100.0	55.6	0.0	0.0	63.6	0.0	100.0	0.0	0.0	100.0	70.0
Articulated Trucks	0	0	0	0	0	0	0	0	0	0	0	0	0	0	0	0	0	0	0	0	0
Articulated %	0.0	0.0	0.0	0.0	0.0	0.0	0.0	0.0	0.0	0.0	0.0	0.0	0.0	0.0	0.0	0.0	0.0	0.0	0.0	0.0	0.0
Buses	0	2	0	0	2	0	0	0	0	0	0	4	0	0	4	0	0	0	0	0	6
Single-Unit Trucks	0	2	1	0	3	2	0	1	0	3	2	5	0	0	7	0	1	0	0	1	14
Articulated Trucks	0	0	0	0	0	0	0	0	0	0	0	0	0	0	0	0	0	0	0	0	0
<b>Total Entering Leg</b>	0	4	1	0	5	2	0	1	0	3	2	9	0	0	11	0	1	0	0	1	20
Buses	4					0					2					0					6
Single-Unit Trucks	7					4					3					0					14
Articulated Trucks	0					0					0					0					0
<b>Total Exiting Leg</b>	11					4					5					0					20

PDI File #: **186556 HH**  
 Location: **N: Cardinal Medeiros Avenue S: Cardinal Medeiros Avenue**  
 Location: **E: Binney Street W: Bristol Street**  
 City, State: **Cambridge, MA**  
 Client: **VHB/ S. Mandzo-Predzic**  
 Site Code: **TBA**  
 Count Date: **Thursday, November 15, 2018**  
 Start Time: **4:30 PM**  
 End Time: **6:30 PM**  
 Class:



46 Morton Street, Framingham, MA 01702  
 Office: 508-875-0100 Fax: 508-875-0118  
 Email: datarequests@pdilic.com

**Cars**

	Cardinal Medeiros Avenue					Binney Street					Cardinal Medeiros Avenue					Bristol Street					Total
	from North					from East					from South					from West					
	Right	Thru	Left	U-Turn	Total	Right	Thru	Left	U-Turn	Total	Right	Thru	Left	U-Turn	Total	Right	Thru	Left	U-Turn	Total	
4:30 PM	0	32	4	0	36	0	0	0	0	0	29	107	0	0	136	2	14	1	0	17	189
4:45 PM	0	26	2	0	28	0	0	0	0	0	31	105	0	0	136	1	11	7	0	19	183
<b>Total</b>	<b>0</b>	<b>58</b>	<b>6</b>	<b>0</b>	<b>64</b>	<b>0</b>	<b>0</b>	<b>0</b>	<b>0</b>	<b>0</b>	<b>60</b>	<b>212</b>	<b>0</b>	<b>0</b>	<b>272</b>	<b>3</b>	<b>25</b>	<b>8</b>	<b>0</b>	<b>36</b>	<b>372</b>
5:00 PM	0	35	5	0	40	0	0	0	0	0	40	115	0	0	155	0	14	3	0	17	212
5:15 PM	0	27	5	0	32	0	0	0	0	0	34	102	0	0	136	1	14	4	0	19	187
5:30 PM	0	23	7	0	30	0	0	0	0	0	33	84	0	0	117	3	20	8	0	31	178
5:45 PM	0	51	7	0	58	0	0	0	0	0	47	98	0	0	145	2	36	5	0	43	246
<b>Total</b>	<b>0</b>	<b>136</b>	<b>24</b>	<b>0</b>	<b>160</b>	<b>0</b>	<b>0</b>	<b>0</b>	<b>0</b>	<b>0</b>	<b>154</b>	<b>399</b>	<b>0</b>	<b>0</b>	<b>553</b>	<b>6</b>	<b>84</b>	<b>20</b>	<b>0</b>	<b>110</b>	<b>823</b>
6:00 PM	0	38	4	0	42	0	0	0	0	0	27	84	0	0	111	0	17	7	0	24	177
6:15 PM	0	24	7	0	31	0	0	0	0	0	25	89	0	0	114	0	15	2	0	17	162
<b>Total</b>	<b>0</b>	<b>62</b>	<b>11</b>	<b>0</b>	<b>73</b>	<b>0</b>	<b>0</b>	<b>0</b>	<b>0</b>	<b>0</b>	<b>52</b>	<b>173</b>	<b>0</b>	<b>0</b>	<b>225</b>	<b>0</b>	<b>32</b>	<b>9</b>	<b>0</b>	<b>41</b>	<b>339</b>
Grand Total	0	256	41	0	297	0	0	0	0	0	266	784	0	0	1050	9	141	37	0	187	1534
Approach %	0.0	86.2	13.8	0.0		0.0	0.0	0.0	0.0		25.3	74.7	0.0	0.0		4.8	75.4	19.8	0.0		
Total %	0.0	16.7	2.7	0.0	19.4	0.0	0.0	0.0	0.0	0.0	17.3	51.1	0.0	0.0	68.4	0.6	9.2	2.4	0.0	12.2	
Exiting Leg Total					821					448					265					0	1534

Peak Hour Analysis from 04:30 PM to 06:30 PM begins at:

5:00 PM	Cardinal Medeiros Avenue					Binney Street					Cardinal Medeiros Avenue					Bristol Street					Total
	from North					from East					from South					from West					
	Right	Thru	Left	U-Turn	Total	Right	Thru	Left	U-Turn	Total	Right	Thru	Left	U-Turn	Total	Right	Thru	Left	U-Turn	Total	
5:00 PM	0	35	5	0	40	0	0	0	0	0	40	115	0	0	155	0	14	3	0	17	212
5:15 PM	0	27	5	0	32	0	0	0	0	0	34	102	0	0	136	1	14	4	0	19	187
5:30 PM	0	23	7	0	30	0	0	0	0	0	33	84	0	0	117	3	20	8	0	31	178
5:45 PM	0	51	7	0	58	0	0	0	0	0	47	98	0	0	145	2	36	5	0	43	246
Total Volume	0	136	24	0	160	0	0	0	0	0	154	399	0	0	553	6	84	20	0	110	823
% Approach Total	0.0	85.0	15.0	0.0		0.0	0.0	0.0	0.0		27.8	72.2	0.0	0.0		5.5	76.4	18.2	0.0		
PHF	0.000	0.667	0.857	0.000	0.690	0.000	0.000	0.000	0.000	0.000	0.819	0.867	0.000	0.000	0.892	0.500	0.583	0.625	0.000	0.640	0.836
Entering Leg	0	136	24	0	160	0	0	0	0	0	154	399	0	0	553	6	84	20	0	110	823
Exiting Leg					419					262					142					0	823
Total					579					262					695					110	1646

PDI File #: **186556 HH**  
 Location: **N: Cardinal Medeiros Avenue S: Cardinal Medeiros Avenue**  
 Location: **E: Binney Street W: Bristol Street**  
 City, State: **Cambridge, MA**  
 Client: **VHB/ S. Mandzo-Predzic**  
 Site Code: **TBA**  
 Count Date: **Thursday, November 15, 2018**  
 Start Time: **4:30 PM**  
 End Time: **6:30 PM**  
 Class:



46 Morton Street, Framingham, MA 01702  
 Office: 508-875-0100 Fax: 508-875-0118  
 Email: datarequests@pdilic.com

**Light Goods Vehicle**

	Cardinal Medeiros Avenue					Binney Street					Cardinal Medeiros Avenue					Bristol Street					Total
	from North					from East					from South					from West					
	Right	Thru	Left	U-Turn	Total	Right	Thru	Left	U-Turn	Total	Right	Thru	Left	U-Turn	Total	Right	Thru	Left	U-Turn	Total	
4:30 PM	0	4	0	0	4	0	0	0	0	0	2	2	0	0	4	0	0	1	0	1	9
4:45 PM	0	0	1	0	1	0	0	0	0	0	2	6	0	0	8	0	0	0	0	0	9
<b>Total</b>	0	4	1	0	5	0	0	0	0	0	4	8	0	0	12	0	0	1	0	1	18
5:00 PM	0	3	0	0	3	0	0	0	0	0	2	7	0	0	9	1	1	0	0	2	14
5:15 PM	0	0	0	0	0	0	0	0	0	0	3	6	0	0	9	0	1	0	0	1	10
5:30 PM	0	1	1	0	2	0	0	0	0	0	0	2	0	0	2	0	0	1	0	1	5
5:45 PM	0	3	1	0	4	0	0	0	0	0	0	3	0	0	3	0	2	0	0	2	9
<b>Total</b>	0	7	2	0	9	0	0	0	0	0	5	18	0	0	23	1	4	1	0	6	38
6:00 PM	0	0	0	0	0	0	0	0	0	0	1	2	0	0	3	0	1	0	0	1	4
6:15 PM	0	1	0	0	1	0	0	0	0	0	0	1	0	0	1	0	0	0	0	0	2
<b>Total</b>	0	1	0	0	1	0	0	0	0	0	1	3	0	0	4	0	1	0	0	1	6
<b>Grand Total</b>	0	12	3	0	15	0	0	0	0	0	10	29	0	0	39	1	5	2	0	8	62
Approach %	0.0	80.0	20.0	0.0		0.0	0.0	0.0	0.0		25.6	74.4	0.0	0.0		12.5	62.5	25.0	0.0		
Total %	0.0	19.4	4.8	0.0	24.2	0.0	0.0	0.0	0.0	0.0	16.1	46.8	0.0	0.0	62.9	1.6	8.1	3.2	0.0	12.9	
Exiting Leg Total	31					18					13					0					62

Peak Hour Analysis from 04:30 PM to 06:30 PM begins at:

	Cardinal Medeiros Avenue					Binney Street					Cardinal Medeiros Avenue					Bristol Street					Total
	from North					from East					from South					from West					
	Right	Thru	Left	U-Turn	Total	Right	Thru	Left	U-Turn	Total	Right	Thru	Left	U-Turn	Total	Right	Thru	Left	U-Turn	Total	
4:30 PM	0	4	0	0	4	0	0	0	0	0	2	2	0	0	4	0	0	1	0	1	9
4:45 PM	0	0	1	0	1	0	0	0	0	0	2	6	0	0	8	0	0	0	0	0	9
5:00 PM	0	3	0	0	3	0	0	0	0	0	2	7	0	0	9	1	1	0	0	2	14
5:15 PM	0	0	0	0	0	0	0	0	0	0	3	6	0	0	9	0	1	0	0	1	10
<b>Total Volume</b>	0	7	1	0	8	0	0	0	0	0	9	21	0	0	30	1	2	1	0	4	42
<b>% Approach Total</b>	0.0	87.5	12.5	0.0		0.0	0.0	0.0	0.0		30.0	70.0	0.0	0.0		25.0	50.0	25.0	0.0		
PHF	0.000	0.438	0.250	0.000	0.500	0.000	0.000	0.000	0.000	0.000	0.750	0.750	0.000	0.000	0.833	0.250	0.500	0.250	0.000	0.500	0.750
Entering Leg	0	7	1	0	8	0	0	0	0	0	9	21	0	0	30	1	2	1	0	4	42
Exiting Leg																					8
<b>Total</b>	30					12					38					4					84

PDI File #: **186556 HH**  
 Location: **N: Cardinal Medeiros Avenue S: Cardinal Medeiros Avenue**  
 Location: **E: Binney Street W: Bristol Street**  
 City, State: **Cambridge, MA**  
 Client: **VHB/ S. Mandzo-Predzic**  
 Site Code: **TBA**  
 Count Date: **Thursday, November 15, 2018**  
 Start Time: **4:30 PM**  
 End Time: **6:30 PM**  
 Class:



46 Morton Street, Framingham, MA 01702  
 Office: 508-875-0100 Fax: 508-875-0118  
 Email: datarequests@pdilic.com

**Buses**

	Cardinal Medeiros Avenue					Binney Street					Cardinal Medeiros Avenue					Bristol Street					Total
	from North					from East					from South					from West					
	Right	Thru	Left	U-Turn	Total	Right	Thru	Left	U-Turn	Total	Right	Thru	Left	U-Turn	Total	Right	Thru	Left	U-Turn	Total	
4:30 PM	0	2	0	0	2	0	0	0	0	0	0	0	0	0	0	0	0	0	0	0	2
4:45 PM	0	0	0	0	0	0	0	0	0	0	0	0	0	0	0	0	0	0	0	0	0
<b>Total</b>	0	2	0	0	2	0	0	0	0	0	0	0	0	0	0	0	0	0	0	0	2
5:00 PM	0	0	0	0	0	0	0	0	0	0	0	2	0	0	2	0	0	0	0	0	2
5:15 PM	0	0	0	0	0	0	0	0	0	0	0	2	0	0	2	0	0	0	0	0	2
5:30 PM	0	0	0	0	0	0	0	0	0	0	0	0	0	0	0	0	0	0	0	0	0
5:45 PM	0	0	0	0	0	0	0	0	0	0	0	1	0	0	1	0	1	0	0	1	2
<b>Total</b>	0	0	0	0	0	0	0	0	0	0	0	5	0	0	5	0	1	0	0	1	6
6:00 PM	0	0	0	0	0	0	0	0	0	0	0	1	0	0	1	0	0	0	0	0	1
6:15 PM	0	0	0	0	0	0	0	0	0	0	0	1	0	0	1	0	0	0	0	0	1
<b>Total</b>	0	0	0	0	0	0	0	0	0	0	0	2	0	0	2	0	0	0	0	0	2
<b>Grand Total</b>	0	2	0	0	2	0	0	0	0	0	0	7	0	0	7	0	1	0	0	1	10
Approach %	0.0	100.0	0.0	0.0		0.0	0.0	0.0	0.0		0.0	100.0	0.0	0.0		0.0	100.0	0.0	0.0		
Total %	0.0	20.0	0.0	0.0	20.0	0.0	0.0	0.0	0.0	0.0	0.0	70.0	0.0	0.0	70.0	0.0	10.0	0.0	0.0	10.0	
Exiting Leg Total	7					1					2					0					10

Peak Hour Analysis from 04:30 PM to 06:30 PM begins at:

	Cardinal Medeiros Avenue					Binney Street					Cardinal Medeiros Avenue					Bristol Street					Total
	from North					from East					from South					from West					
	Right	Thru	Left	U-Turn	Total	Right	Thru	Left	U-Turn	Total	Right	Thru	Left	U-Turn	Total	Right	Thru	Left	U-Turn	Total	
4:30 PM	0	2	0	0	2	0	0	0	0	0	0	0	0	0	0	0	0	0	0	0	2
4:45 PM	0	0	0	0	0	0	0	0	0	0	0	0	0	0	0	0	0	0	0	0	0
5:00 PM	0	0	0	0	0	0	0	0	0	0	0	2	0	0	2	0	0	0	0	0	2
5:15 PM	0	0	0	0	0	0	0	0	0	0	0	2	0	0	2	0	0	0	0	0	2
<b>Total Volume</b>	0	2	0	0	2	0	0	0	0	0	0	4	0	0	4	0	0	0	0	0	6
% Approach Total	0.0	100.0	0.0	0.0		0.0	0.0	0.0	0.0		0.0	100.0	0.0	0.0		0.0	0.0	0.0	0.0		
PHF	0.000	0.250	0.000	0.000	0.250	0.000	0.000	0.000	0.000	0.000	0.000	0.500	0.000	0.000	0.500	0.000	0.000	0.000	0.000	0.000	0.750
Entering Leg	0	2	0	0	2	0	0	0	0	0	0	4	0	0	4	0	0	0	0	0	6
Exiting Leg	4					0					2					0					6
<b>Total</b>	6					0					6					0					12

PDI File #: **186556 HH**  
 Location: **N: Cardinal Medeiros Avenue S: Cardinal Medeiros Avenue**  
 Location: **E: Binney Street W: Bristol Street**  
 City, State: **Cambridge, MA**  
 Client: **VHB/ S. Mandzo-Predzic**  
 Site Code: **TBA**  
 Count Date: **Thursday, November 15, 2018**  
 Start Time: **4:30 PM**  
 End Time: **6:30 PM**  
 Class:



46 Morton Street, Framingham, MA 01702  
 Office: 508-875-0100 Fax: 508-875-0118  
 Email: datarequests@pdilic.com

**Single-Unit Trucks**

	Cardinal Medeiros Avenue					Binney Street					Cardinal Medeiros Avenue					Bristol Street					Total
	from North					from East					from South					from West					
	Right	Thru	Left	U-Turn	Total	Right	Thru	Left	U-Turn	Total	Right	Thru	Left	U-Turn	Total	Right	Thru	Left	U-Turn	Total	
4:30 PM	0	1	0	0	1	0	0	0	0	0	1	1	0	0	2	0	0	0	0	0	3
4:45 PM	0	0	0	0	0	1	0	0	0	1	0	1	0	0	1	0	1	0	0	1	3
Total	0	1	0	0	1	1	0	0	0	1	1	2	0	0	3	0	1	0	0	1	6
5:00 PM	0	1	0	0	1	0	0	1	0	1	1	3	0	0	4	0	0	0	0	0	6
5:15 PM	0	0	1	0	1	1	0	0	0	1	0	0	0	0	0	0	0	0	0	0	2
5:30 PM	0	0	0	0	0	0	0	0	0	0	0	0	0	0	0	0	0	0	0	0	0
5:45 PM	0	0	1	0	1	0	0	0	0	0	0	1	0	0	1	0	0	0	0	0	2
Total	0	1	2	0	3	1	0	1	0	2	1	4	0	0	5	0	0	0	0	0	10
6:00 PM	0	0	0	0	0	0	0	0	0	0	1	1	0	0	2	0	0	0	0	0	2
6:15 PM	0	1	0	0	1	0	0	0	0	0	1	1	0	0	2	0	0	0	0	0	3
Total	0	1	0	0	1	0	0	0	0	0	2	2	0	0	4	0	0	0	0	0	5
Grand Total	0	3	2	0	5	2	0	1	0	3	4	8	0	0	12	0	1	0	0	1	21
Approach %	0.0	60.0	40.0	0.0		66.7	0.0	33.3	0.0		33.3	66.7	0.0	0.0		0.0	100.0	0.0	0.0		
Total %	0.0	14.3	9.5	0.0	23.8	9.5	0.0	4.8	0.0	14.3	19.0	38.1	0.0	0.0	57.1	0.0	4.8	0.0	0.0	4.8	
Exiting Leg Total	10					7					4					0					21

Peak Hour Analysis from 04:30 PM to 06:30 PM begins at:

	Cardinal Medeiros Avenue					Binney Street					Cardinal Medeiros Avenue					Bristol Street					Total
	from North					from East					from South					from West					
	Right	Thru	Left	U-Turn	Total	Right	Thru	Left	U-Turn	Total	Right	Thru	Left	U-Turn	Total	Right	Thru	Left	U-Turn	Total	
4:30 PM	0	1	0	0	1	0	0	0	0	0	1	1	0	0	2	0	0	0	0	0	3
4:45 PM	0	0	0	0	0	1	0	0	0	1	0	1	0	0	1	0	1	0	0	1	3
5:00 PM	0	1	0	0	1	0	0	1	0	1	1	3	0	0	4	0	0	0	0	0	6
5:15 PM	0	0	1	0	1	1	0	0	0	1	0	0	0	0	0	0	0	0	0	0	2
Total Volume	0	2	1	0	3	2	0	1	0	3	2	5	0	0	7	0	1	0	0	1	14
% Approach Total	0.0	66.7	33.3	0.0		66.7	0.0	33.3	0.0		28.6	71.4	0.0	0.0		0.0	100.0	0.0	0.0		
PHF	0.000	0.500	0.250	0.000	0.750	0.500	0.000	0.250	0.000	0.750	0.500	0.417	0.000	0.000	0.438	0.000	0.250	0.000	0.000	0.250	0.583
Entering Leg	0	2	1	0	3	2	0	1	0	3	2	5	0	0	7	0	1	0	0	1	14
Exiting Leg	7					4					3					0					14
Total	10					7					10					1					28



PDI File #: **186556 HH**  
 Location: **N: Cardinal Medeiros Avenue S: Cardinal Medeiros Avenue**  
 Location: **E: Binney Street W: Bristol Street**  
 City, State: **Cambridge, MA**  
 Client: **VHB/ S. Mandzo-Predzic**  
 Site Code: **TBA**  
 Count Date: **Thursday, November 15, 2018**  
 Start Time: **4:30 PM**  
 End Time: **6:30 PM**  
 Class:



46 Morton Street, Framingham, MA 01702  
 Office: 508-875-0100 Fax: 508-875-0118  
 Email: datarequests@pdilic.com

**Articulated Trucks**

	Cardinal Medeiros Avenue					Binney Street					Cardinal Medeiros Avenue					Bristol Street					Total
	from North					from East					from South					from West					
	Right	Thru	Left	U-Turn	Total	Right	Thru	Left	U-Turn	Total	Right	Thru	Left	U-Turn	Total	Right	Thru	Left	U-Turn	Total	
4:30 PM	0	0	0	0	0	0	0	0	0	0	0	0	0	0	0	0	0	0	0	0	0
4:45 PM	0	0	0	0	0	0	0	0	0	0	0	0	0	0	0	0	0	0	0	0	0
Total	0	0	0	0	0	0	0	0	0	0	0	0	0	0	0	0	0	0	0	0	0
5:00 PM	0	0	0	0	0	0	0	0	0	0	0	0	0	0	0	0	0	0	0	0	0
5:15 PM	0	0	0	0	0	0	0	0	0	0	0	0	0	0	0	0	0	0	0	0	0
5:30 PM	0	0	0	0	0	0	0	0	0	0	0	0	0	0	0	0	0	0	0	0	0
5:45 PM	0	0	0	0	0	0	0	0	0	0	0	0	0	0	0	0	0	0	0	0	0
Total	0	0	0	0	0	0	0	0	0	0	0	0	0	0	0	0	0	0	0	0	0
6:00 PM	0	0	0	0	0	0	0	0	0	0	0	0	0	0	0	0	0	0	0	0	0
6:15 PM	0	0	0	0	0	0	0	0	0	0	0	0	0	0	0	0	0	0	0	0	0
Total	0	0	0	0	0	0	0	0	0	0	0	0	0	0	0	0	0	0	0	0	0
Grand Total	0	0	0	0	0	0	0	0	0	0	0	0	0	0	0	0	0	0	0	0	0
Approach %	0.0	0.0	0.0	0.0		0.0	0.0	0.0	0.0		0.0	0.0	0.0	0.0		0.0	0.0	0.0	0.0		
Total %	0.0	0.0	0.0	0.0	0.0	0.0	0.0	0.0	0.0	0.0	0.0	0.0	0.0	0.0	0.0	0.0	0.0	0.0	0.0	0.0	0.0
Exiting Leg Total	0					0					0					0					0

Peak Hour Analysis from 04:30 PM to 06:30 PM begins at:

	Cardinal Medeiros Avenue					Binney Street					Cardinal Medeiros Avenue					Bristol Street					Total
	from North					from East					from South					from West					
	Right	Thru	Left	U-Turn	Total	Right	Thru	Left	U-Turn	Total	Right	Thru	Left	U-Turn	Total	Right	Thru	Left	U-Turn	Total	
4:30 PM	0	0	0	0	0	0	0	0	0	0	0	0	0	0	0	0	0	0	0	0	0
4:30 PM	0	0	0	0	0	0	0	0	0	0	0	0	0	0	0	0	0	0	0	0	0
4:45 PM	0	0	0	0	0	0	0	0	0	0	0	0	0	0	0	0	0	0	0	0	0
5:00 PM	0	0	0	0	0	0	0	0	0	0	0	0	0	0	0	0	0	0	0	0	0
5:15 PM	0	0	0	0	0	0	0	0	0	0	0	0	0	0	0	0	0	0	0	0	0
Total Volume	0	0	0	0	0	0	0	0	0	0	0	0	0	0	0	0	0	0	0	0	0
% Approach Total	0.0	0.0	0.0	0.0		0.0	0.0	0.0	0.0		0.0	0.0	0.0	0.0		0.0	0.0	0.0	0.0		
PHF	0.000	0.000	0.000	0.000	0.000	0.000	0.000	0.000	0.000	0.000	0.000	0.000	0.000	0.000	0.000	0.000	0.000	0.000	0.000	0.000	0.000
Entering Leg	0	0	0	0	0	0	0	0	0	0	0	0	0	0	0	0	0	0	0	0	0
Exiting Leg	0					0					0					0					0
Total	0					0					0					0					0

PDI File #: 186556 HH  
 Location: N: Cardinal Medeiros Avenue S: Cardinal Medeiros Avenue  
 Location: E: Binney Street W: Bristol Street  
 City, State: Cambridge, MA  
 Client: VHB/ S. Mandzo-Predzic  
 Site Code: TBA



46 Morton Street, Framingham, MA 01702  
 Office: 508-875-0100 Fax: 508-875-0118  
 Email: datarequests@pdilic.com

Count Date: Thursday, November 15, 2018  
 Start Time: 4:30 PM  
 End Time: 6:30 PM

**Bicycles (on Roadway and Crosswalks)**

	Cardinal Medeiros Avenue							Binney Street							Cardinal Medeiros Avenue							Bristol Street							Total
	from North							from East							from South							from West							
	Right	Thru	Left	U-Turn	CW-EB	CW-WB	Total	Right	Thru	Left	U-Turn	CW-SB	CW-NB	Total	Right	Thru	Left	U-Turn	CW-WB	CW-EB	Total	Right	Thru	Left	U-Turn	CW-NB	CW-SB	Total	
4:30 PM	0	1	0	0	0	0	1	0	0	0	0	0	0	0	1	4	0	0	0	0	5	0	0	0	0	0	0	0	6
4:45 PM	0	0	0	0	0	0	0	0	0	0	0	0	0	0	1	10	0	0	1	0	12	0	0	0	0	0	0	0	12
<b>Total</b>	0	1	0	0	0	0	1	0	0	0	0	0	0	0	2	14	0	0	1	0	17	0	0	0	0	0	0	0	18
5:00 PM	0	1	0	0	0	0	1	0	1	0	0	0	0	1	0	5	1	0	1	0	7	1	1	0	0	1	0	3	12
5:15 PM	0	0	0	0	0	0	0	1	0	0	0	0	0	1	0	11	0	0	1	0	12	0	0	0	0	0	0	0	13
5:30 PM	0	1	0	0	0	0	1	1	0	0	0	0	0	1	1	8	0	0	0	0	9	0	0	0	0	0	0	0	11
5:45 PM	0	3	0	0	0	0	3	1	0	0	0	0	0	1	0	7	0	0	0	0	7	0	0	1	0	1	0	2	13
<b>Total</b>	0	5	0	0	0	0	5	3	1	0	0	0	0	4	1	31	1	0	2	0	35	1	1	1	0	2	0	5	49
6:00 PM	0	1	0	0	0	0	1	0	0	0	0	0	0	0	1	5	1	0	0	0	7	0	0	0	0	0	0	0	8
6:15 PM	0	1	0	0	0	0	1	0	0	0	0	0	0	0	0	6	0	0	0	0	6	0	0	0	0	0	0	0	7
<b>Total</b>	0	2	0	0	0	0	2	0	0	0	0	0	0	0	1	11	1	0	0	0	13	0	0	0	0	0	0	0	15
<b>Grand Total</b>	0	8	0	0	0	0	8	3	1	0	0	0	0	4	4	56	2	0	3	0	65	1	1	1	0	2	0	5	82
Approach %	0.0	100.0	0.0	0.0	0.0	0.0		75.0	25.0	0.0	0.0	0.0	0.0	6.2	86.2	3.1	0.0	4.6	0.0	20.0	20.0	20.0	0.0	40.0	0.0				
Total %	0.0	9.8	0.0	0.0	0.0	0.0	9.8	3.7	1.2	0.0	0.0	0.0	4.9	4.9	68.3	2.4	0.0	3.7	0.0	79.3	1.2	1.2	1.2	0.0	2.4	0.0	6.1		
Exiting Leg Total	60							5							12							5							82

Peak Hour Analysis from 04:30 PM to 06:30 PM begins at:

	Cardinal Medeiros Avenue							Binney Street							Cardinal Medeiros Avenue							Bristol Street							Total
	from North							from East							from South							from West							
	Right	Thru	Left	U-Turn	CW-EB	CW-WB	Total	Right	Thru	Left	U-Turn	CW-SB	CW-NB	Total	Right	Thru	Left	U-Turn	CW-WB	CW-EB	Total	Right	Thru	Left	U-Turn	CW-NB	CW-SB	Total	
5:00 PM	0	1	0	0	0	0	1	0	1	0	0	0	0	1	0	5	1	0	1	0	7	1	1	0	0	1	0	3	12
5:15 PM	0	0	0	0	0	0	0	1	0	0	0	0	0	1	0	11	0	0	1	0	12	0	0	0	0	0	0	0	13
5:30 PM	0	1	0	0	0	0	1	1	0	0	0	0	0	1	1	8	0	0	0	0	9	0	0	0	0	0	0	0	11
5:45 PM	0	3	0	0	0	0	3	1	0	0	0	0	0	1	0	7	0	0	0	0	7	0	0	1	0	1	0	2	13
<b>Total Volume</b>	0	5	0	0	0	0	5	3	1	0	0	0	0	4	1	31	1	0	2	0	35	1	1	1	0	2	0	5	49
% Approach Total	0.0	100.0	0.0	0.0	0.0	0.0		75.0	25.0	0.0	0.0	0.0	0.0	2.9	88.6	2.9	0.0	5.7	0.0	20.0	20.0	20.0	0.0	40.0	0.0				
PHF	0.000	0.417	0.000	0.000	0.000	0.000	0.417	0.750	0.250	0.000	0.000	0.000	1.000	0.250	0.705	0.250	0.000	0.500	0.000	0.729	0.250	0.250	0.250	0.000	0.500	0.000	0.417	0.942	
Entering Leg	0	5	0	0	0	0	5	3	1	0	0	0	4	1	31	1	0	2	0	35	1	1	1	0	2	0	5	49	
Exiting Leg	35							2							8							4							49
<b>Total</b>	40							6							43							9							98

PDI File #: 186556 HH  
 Location: N: Cardinal Medeiros Avenue S: Cardinal Medeiros Avenue  
 Location: E: Binney Street W: Bristol Street  
 City, State: Cambridge, MA  
 Client: VHB/ S. Mandzo-Predzic  
 Site Code: TBA  
 Count Date: Thursday, November 15, 2018  
 Start Time: 4:30 PM  
 End Time: 6:30 PM  
 Class:



46 Morton Street, Framingham, MA 01702  
 Office: 508-875-0100 Fax: 508-875-0118  
 Email: datarequests@pdilic.com

**Pedestrians**

	Cardinal Medeiros Avenue								Binney Street								Cardinal Medeiros Avenue								Bristol Street								Total
	from North								from East								from South								from West								
	Right	Thru	Left	U-Turn	CW-EB	CW-WB	Total		Right	Thru	Left	U-Turn	CW-SB	CW-NB	Total		Right	Thru	Left	U-Turn	CW-WB	CW-EB	Total		Right	Thru	Left	U-Turn	CW-NB	CW-SB	Total		
4:30 PM	0	0	0	0	0	0	0	0	0	0	0	0	1	0	1	0	0	0	0	0	13	3	16	0	0	0	0	17	5	22	39		
4:45 PM	0	0	0	0	0	1	1	0	0	0	0	0	0	1	1	0	0	0	0	0	25	6	31	0	0	0	0	18	4	22	55		
Total	0	0	0	0	0	1	1	0	0	0	0	0	1	1	2	0	0	0	0	0	38	9	47	0	0	0	0	35	9	44	94		
5:00 PM	0	0	0	0	1	1	2	0	0	0	0	1	0	1	0	0	0	0	0	24	3	27	0	0	0	0	21	4	25	55			
5:15 PM	0	0	0	0	0	0	0	0	0	0	0	0	0	0	0	0	0	0	0	26	2	28	0	0	0	0	28	7	35	63			
5:30 PM	0	0	0	0	0	0	0	0	0	0	0	0	0	0	0	0	0	0	0	14	3	17	0	0	0	0	30	6	36	53			
5:45 PM	0	0	0	0	0	0	0	0	0	0	0	0	0	0	0	0	0	0	0	19	1	20	0	0	0	0	26	4	30	50			
Total	0	0	0	0	1	1	2	0	0	0	0	1	0	1	0	0	0	0	0	83	9	92	0	0	0	0	105	21	126	221			
6:00 PM	0	0	0	0	2	1	3	0	0	0	0	2	1	3	0	0	0	0	13	4	17	0	0	0	0	15	13	28	51				
6:15 PM	0	0	0	0	0	3	3	0	0	0	0	1	3	4	0	0	0	0	17	11	28	0	0	0	0	25	16	41	76				
Total	0	0	0	0	2	4	6	0	0	0	0	3	4	7	0	0	0	0	30	15	45	0	0	0	0	40	29	69	127				
Grand Total	0	0	0	0	3	6	9	0	0	0	0	5	5	10	0	0	0	0	151	33	184	0	0	0	0	180	59	239	442				
Approach %	0	0	0	0	33.3	66.7		0	0	0	0	50	50		0	0	0	0	82.1	17.9		0	0	0	0	75.3	24.7						
Total %	0	0	0	0	0.68	1.36	2.04	0	0	0	0	1.13	1.13	2.26	0	0	0	0	34.2	7.47	41.6	0	0	0	0	40.7	13.3	54.1					
Exiting Leg Total	9								10								184								239								442

Peak Hour Analysis from 04:30 PM to 06:30 PM begins at:

	Cardinal Medeiros Avenue								Binney Street								Cardinal Medeiros Avenue								Bristol Street								Total
	from North								from East								from South								from West								
	Right	Thru	Left	U-Turn	CW-EB	CW-WB	Total		Right	Thru	Left	U-Turn	CW-SB	CW-NB	Total		Right	Thru	Left	U-Turn	CW-WB	CW-EB	Total		Right	Thru	Left	U-Turn	CW-NB	CW-SB	Total		
5:30 PM	0	0	0	0	0	0	0	0	0	0	0	0	0	0	0	0	0	0	14	3	17	0	0	0	0	30	6	36	53				
5:45 PM	0	0	0	0	0	0	0	0	0	0	0	0	0	0	0	0	0	0	19	1	20	0	0	0	0	26	4	30	50				
6:00 PM	0	0	0	0	2	1	3	0	0	0	0	2	1	3	0	0	0	0	13	4	17	0	0	0	0	15	13	28	51				
6:15 PM	0	0	0	0	0	3	3	0	0	0	0	1	3	4	0	0	0	0	17	11	28	0	0	0	0	25	16	41	76				
Total Volume	0	0	0	0	2	4	6	0	0	0	0	3	4	7	0	0	0	0	63	19	82	0	0	0	0	96	39	135	230				
% Approach Total	0.0	0.0	0.0	0.0	33.3	66.7		0.0	0.0	0.0	0.0	42.9	57.1		0.0	0.0	0.0	0.0	76.8	23.2		0.0	0.0	0.0	0.0	71.1	28.9						
PHF	0.000	0.000	0.000	0.000	0.250	0.333	0.500	0.000	0.000	0.000	0.000	0.375	0.333	0.438	0.000	0.000	0.000	0.000	0.829	0.432	0.732	0.000	0.000	0.000	0.000	0.800	0.609	0.823	0.757				
Entering Leg	0	0	0	0	2	4	6	0	0	0	0	3	4	7	0	0	0	0	63	19	82	0	0	0	0	96	39	135	230				
Exiting Leg	6								7								82								135								230
Total	12								14								164								270								460

**PDI File #: 186556 I**  
**Location: N: Bristol Street S: Bristol Street**  
**Location: E: Hampshire Street W: Hampshire Street**  
**City, State: Cambridge, MA**  
**Client: VHB/ S. Mandzo-Predzic**  
**Site Code: TBA**  
**Count Date: Thursday, November 15, 2018**  
**Start Time: 7:30 AM**  
**End Time: 9:30 AM**  
**Class:**



46 Morton Street, Framingham, MA 01702  
 Office: 508-875-0100 Fax: 508-875-0118  
 Email: datarequests@pdilic.com

**Cars and Heavy Vehicles (Combined)**

	Bristol Street					Hampshire Street					Bristol Street					Hampshire Street					Total					
	from North					from East					from South					from West										
	Right	Thru	Left	U-Turn	Total	Right	Thru	Left	U-Turn	Total	Right	Thru	Left	U-Turn	Total	Right	Thru	Left	U-Turn	Total						
7:30 AM	0	0	0	0	0	1	39	0	0	40	1	6	0	0	7	0	62	15	0	77	124					
7:45 AM	0	0	0	0	0	0	29	0	0	29	2	5	0	0	7	0	97	20	0	117	153					
<b>Total</b>	0	0	0	0	0	1	68	0	0	69	3	11	0	0	14	0	159	35	0	194	277					
8:00 AM	0	0	0	0	0	1	37	0	0	38	3	16	2	0	21	0	97	19	0	116	175					
8:15 AM	0	0	0	0	0	2	44	0	0	46	1	13	0	0	14	0	111	26	0	137	197					
8:30 AM	0	0	0	0	0	3	45	0	0	48	3	19	2	0	24	0	112	16	0	128	200					
8:45 AM	0	0	0	0	0	0	19	0	0	19	1	7	2	0	10	0	92	27	0	119	148					
<b>Total</b>	0	0	0	0	0	6	145	0	0	151	8	55	6	0	69	0	412	88	0	500	720					
9:00 AM	0	0	0	0	0	1	38	0	0	39	3	8	1	0	12	0	100	25	0	125	176					
9:15 AM	0	0	0	0	0	2	35	0	0	37	0	9	0	0	9	0	110	17	0	127	173					
<b>Total</b>	0	0	0	0	0	3	73	0	0	76	3	17	1	0	21	0	210	42	0	252	349					
Grand Total	0	0	0	0	0	10	286	0	0	296	14	83	7	0	104	0	781	165	0	946	1346					
Approach %	0.0	0.0	0.0	0.0		3.4	96.6	0.0	0.0		13.5	79.8	6.7	0.0		0.0	82.6	17.4	0.0							
Total %	0.0	0.0	0.0	0.0	0.0	0.7	21.2	0.0	0.0	22.0	1.0	6.2	0.5	0.0	7.7	0.0	58.0	12.3	0.0	70.3						
Exiting Leg Total						258					795					0					293					1346
Cars	0	0	0	0	0	7	262	0	0	269	14	80	7	0	101	0	745	163	0	908	1278					
% Cars	0.0	0.0	0.0	0.0	0.0	70.0	91.6	0.0	0.0	90.9	100.0	96.4	100.0	0.0	97.1	0.0	95.4	98.8	0.0	96.0	94.9					
Exiting Leg Total						250					759					0					269					1278
Heavy Vehicles	0	0	0	0	0	3	24	0	0	27	0	3	0	0	3	0	36	2	0	38	68					
% Heavy Vehicles	0.0	0.0	0.0	0.0	0.0	30.0	8.4	0.0	0.0	9.1	0.0	3.6	0.0	0.0	2.9	0.0	4.6	1.2	0.0	4.0	5.1					
Exiting Leg Total						8					36					0					24					68

**Peak Hour Analysis from 07:30 AM to 09:30 AM begins at:**

	Bristol Street					Hampshire Street					Bristol Street					Hampshire Street					Total					
	from North					from East					from South					from West										
	Right	Thru	Left	U-Turn	Total	Right	Thru	Left	U-Turn	Total	Right	Thru	Left	U-Turn	Total	Right	Thru	Left	U-Turn	Total						
7:45 AM	0	0	0	0	0	0	29	0	0	29	2	5	0	0	7	0	97	20	0	117	153					
8:00 AM	0	0	0	0	0	1	37	0	0	38	3	16	2	0	21	0	97	19	0	116	175					
8:15 AM	0	0	0	0	0	2	44	0	0	46	1	13	0	0	14	0	111	26	0	137	197					
8:30 AM	0	0	0	0	0	3	45	0	0	48	3	19	2	0	24	0	112	16	0	128	200					
Total Volume	0	0	0	0	0	6	155	0	0	161	9	53	4	0	66	0	417	81	0	498	725					
% Approach Total	0.0	0.0	0.0	0.0		3.7	96.3	0.0	0.0		13.6	80.3	6.1	0.0		0.0	83.7	16.3	0.0							
PHF	0.000	0.000	0.000	0.000	0.000	0.500	0.861	0.000	0.000	0.839	0.750	0.697	0.500	0.000	0.688	0.000	0.931	0.779	0.000	0.909	0.906					
Cars	0	0	0	0	0	3	143	0	0	146	9	50	4	0	63	0	401	80	0	481	690					
Cars %	0.0	0.0	0.0	0.0	0.0	50.0	92.3	0.0	0.0	90.7	100.0	94.3	100.0	0.0	95.5	0.0	96.2	98.8	0.0	96.6	95.2					
Heavy Vehicles	0	0	0	0	0	3	12	0	0	15	0	3	0	0	3	0	16	1	0	17	35					
Heavy Vehicles %	0.0	0.0	0.0	0.0	0.0	50.0	7.7	0.0	0.0	9.3	0.0	5.7	0.0	0.0	4.5	0.0	3.8	1.2	0.0	3.4	4.8					
Cars Enter Leg	0	0	0	0	0	3	143	0	0	146	9	50	4	0	63	0	401	80	0	481	690					
Heavy Enter Leg	0	0	0	0	0	3	12	0	0	15	0	3	0	0	3	0	16	1	0	17	35					
Total Entering Leg	0	0	0	0	0	6	155	0	0	161	9	53	4	0	66	0	417	81	0	498	725					
Cars Exiting Leg						133					410					0					147					690
Heavy Exiting Leg						7					16					0					12					35
Total Exiting Leg						140					426					0					159					725

PDI File #: 186556 I  
 Location: N: Bristol Street S: Bristol Street  
 Location: E: Hampshire Street W: Hampshire Street  
 City, State: Cambridge, MA  
 Client: VHB/ S. Mandzo-Predzic  
 Site Code: TBA  
 Count Date: Thursday, November 15, 2018  
 Start Time: 7:30 AM  
 End Time: 9:30 AM  
 Class:



46 Morton Street, Framingham, MA 01702  
 Office: 508-875-0100 Fax: 508-875-0118  
 Email: datarequests@pdilic.com

**Cars-Combined (Motorcycles, Cars, Light Goods)**

	Bristol Street					Hampshire Street					Bristol Street					Hampshire Street					Total
	from North					from East					from South					from West					
	Right	Thru	Left	U-Turn	Total	Right	Thru	Left	U-Turn	Total	Right	Thru	Left	U-Turn	Total	Right	Thru	Left	U-Turn	Total	
7:30 AM	0	0	0	0	0	1	36	0	0	37	1	6	0	0	7	0	56	15	0	71	115
7:45 AM	0	0	0	0	0	0	26	0	0	26	2	5	0	0	7	0	93	20	0	113	146
Total	0	0	0	0	0	1	62	0	0	63	3	11	0	0	14	0	149	35	0	184	261
8:00 AM	0	0	0	0	0	1	35	0	0	36	3	14	2	0	19	0	94	19	0	113	168
8:15 AM	0	0	0	0	0	2	40	0	0	42	1	13	0	0	14	0	107	26	0	133	189
8:30 AM	0	0	0	0	0	0	42	0	0	42	3	18	2	0	23	0	107	15	0	122	187
8:45 AM	0	0	0	0	0	0	19	0	0	19	1	7	2	0	10	0	87	27	0	114	143
Total	0	0	0	0	0	3	136	0	0	139	8	52	6	0	66	0	395	87	0	482	687
9:00 AM	0	0	0	0	0	1	34	0	0	35	3	8	1	0	12	0	96	24	0	120	167
9:15 AM	0	0	0	0	0	2	30	0	0	32	0	9	0	0	9	0	105	17	0	122	163
Total	0	0	0	0	0	3	64	0	0	67	3	17	1	0	21	0	201	41	0	242	330
Grand Total	0	0	0	0	0	7	262	0	0	269	14	80	7	0	101	0	745	163	0	908	1278
Approach %	0.0	0.0	0.0	0.0		2.6	97.4	0.0	0.0		13.9	79.2	6.9	0.0		0.0	82.0	18.0	0.0		
Total %	0.0	0.0	0.0	0.0	0.0	0.5	20.5	0.0	0.0	21.0	1.1	6.3	0.5	0.0	7.9	0.0	58.3	12.8	0.0	71.0	
Exiting Leg Total	250					759					0					269					1278

Peak Hour Analysis from 07:30 AM to 09:30 AM begins at:

	Bristol Street					Hampshire Street					Bristol Street					Hampshire Street					Total
	from North					from East					from South					from West					
	Right	Thru	Left	U-Turn	Total	Right	Thru	Left	U-Turn	Total	Right	Thru	Left	U-Turn	Total	Right	Thru	Left	U-Turn	Total	
7:45 AM	0	0	0	0	0	0	26	0	0	26	2	5	0	0	7	0	93	20	0	113	146
8:00 AM	0	0	0	0	0	1	35	0	0	36	3	14	2	0	19	0	94	19	0	113	168
8:15 AM	0	0	0	0	0	2	40	0	0	42	1	13	0	0	14	0	107	26	0	133	189
8:30 AM	0	0	0	0	0	0	42	0	0	42	3	18	2	0	23	0	107	15	0	122	187
Total Volume	0	0	0	0	0	3	143	0	0	146	9	50	4	0	63	0	401	80	0	481	690
% Approach Total	0.0	0.0	0.0	0.0		2.1	97.9	0.0	0.0		14.3	79.4	6.3	0.0		0.0	83.4	16.6	0.0		
PHF	0.000	0.000	0.000	0.000	0.000	0.375	0.851	0.000	0.000	0.869	0.750	0.694	0.500	0.000	0.685	0.000	0.937	0.769	0.000	0.904	0.913
Entering Leg	0	0	0	0	0	3	143	0	0	146	9	50	4	0	63	0	401	80	0	481	690
Exiting Leg	133					410					0					147					690
Total	133					556					63					628					1380

PDI File #: 186556 I  
 Location: N: Bristol Street S: Bristol Street  
 Location: E: Hampshire Street W: Hampshire Street  
 City, State: Cambridge, MA  
 Client: VHB/ S. Mandzo-Predzic  
 Site Code: TBA  
 Count Date: Thursday, November 15, 2018  
 Start Time: 7:30 AM  
 End Time: 9:30 AM  
 Class:



46 Morton Street, Framingham, MA 01702  
 Office: 508-875-0100 Fax: 508-875-0118  
 Email: datarequests@pdilic.com

### Heavy Vehicles-Combined (Buses, Single-Unit Trucks, Articulated Trucks)

	Bristol Street					Hampshire Street					Bristol Street					Hampshire Street					Total					
	from North					from East					from South					from West										
	Right	Thru	Left	U-Turn	Total	Right	Thru	Left	U-Turn	Total	Right	Thru	Left	U-Turn	Total	Right	Thru	Left	U-Turn	Total						
7:30 AM	0	0	0	0	0	0	3	0	0	3	0	0	0	0	0	0	6	0	0	6	9					
7:45 AM	0	0	0	0	0	0	3	0	0	3	0	0	0	0	0	0	4	0	0	4	7					
<b>Total</b>	0	0	0	0	0	0	6	0	0	6	0	0	0	0	0	0	10	0	0	10	16					
8:00 AM	0	0	0	0	0	0	2	0	0	2	0	2	0	0	2	0	3	0	0	3	7					
8:15 AM	0	0	0	0	0	0	4	0	0	4	0	0	0	0	0	0	4	0	0	4	8					
8:30 AM	0	0	0	0	0	3	3	0	0	6	0	1	0	0	1	0	5	1	0	6	13					
8:45 AM	0	0	0	0	0	0	0	0	0	0	0	0	0	0	0	0	5	0	0	5	5					
<b>Total</b>	0	0	0	0	0	3	9	0	0	12	0	3	0	0	3	0	17	1	0	18	33					
9:00 AM	0	0	0	0	0	0	4	0	0	4	0	0	0	0	0	0	4	1	0	5	9					
9:15 AM	0	0	0	0	0	0	5	0	0	5	0	0	0	0	0	0	5	0	0	5	10					
<b>Total</b>	0	0	0	0	0	0	9	0	0	9	0	0	0	0	0	0	9	1	0	10	19					
<b>Grand Total</b>	0	0	0	0	0	3	24	0	0	27	0	3	0	0	3	0	36	2	0	38	68					
Approach %	0.0	0.0	0.0	0.0		11.1	88.9	0.0	0.0		0.0	100.0	0.0	0.0		0.0	94.7	5.3	0.0							
Total %	0.0	0.0	0.0	0.0	0.0	4.4	35.3	0.0	0.0	39.7	0.0	4.4	0.0	0.0	4.4	0.0	52.9	2.9	0.0	55.9						
Exiting Leg Total						8					36					0					24					68
Buses	0	0	0	0	0	0	10	0	0	10	0	2	0	0	2	0	12	0	0	12	24					
% Buses	0.0	0.0	0.0	0.0	0.0	0.0	41.7	0.0	0.0	37.0	0.0	66.7	0.0	0.0	66.7	0.0	33.3	0.0	0.0	31.6	35.3					
Exiting Leg Total						2					12					0					10					24
Single-Unit Trucks	0	0	0	0	0	3	13	0	0	16	0	1	0	0	1	0	22	2	0	24	41					
% Single-Unit	0.0	0.0	0.0	0.0	0.0	100.0	54.2	0.0	0.0	59.3	0.0	33.3	0.0	0.0	33.3	0.0	61.1	100.0	0.0	63.2	60.3					
Exiting Leg Total						6					22					0					13					41
Articulated Trucks	0	0	0	0	0	0	1	0	0	1	0	0	0	0	0	0	2	0	0	2	3					
% Articulated	0.0	0.0	0.0	0.0	0.0	0.0	4.2	0.0	0.0	3.7	0.0	0.0	0.0	0.0	0.0	0.0	5.6	0.0	0.0	5.3	4.4					
Exiting Leg Total						0					2					0					1					3

Peak Hour Analysis from 07:30 AM to 09:30 AM begins at:

	Bristol Street					Hampshire Street					Bristol Street					Hampshire Street					Total					
	from North					from East					from South					from West										
	Right	Thru	Left	U-Turn	Total	Right	Thru	Left	U-Turn	Total	Right	Thru	Left	U-Turn	Total	Right	Thru	Left	U-Turn	Total						
8:30 AM	0	0	0	0	0	3	3	0	0	6	0	1	0	0	1	0	5	1	0	6	13					
8:45 AM	0	0	0	0	0	0	0	0	0	0	0	0	0	0	0	0	5	0	0	5	5					
9:00 AM	0	0	0	0	0	0	4	0	0	4	0	0	0	0	0	0	4	1	0	5	9					
9:15 AM	0	0	0	0	0	0	5	0	0	5	0	0	0	0	0	0	5	0	0	5	10					
<b>Total Volume</b>	0	0	0	0	0	3	12	0	0	15	0	1	0	0	1	0	19	2	0	21	37					
<b>% Approach Total</b>	0.0	0.0	0.0	0.0		20.0	80.0	0.0	0.0		0.0	100.0	0.0	0.0		0.0	90.5	9.5	0.0							
PHF	0.000	0.000	0.000	0.000	0.000	0.250	0.600	0.000	0.000	0.625	0.000	0.250	0.000	0.000	0.250	0.000	0.950	0.500	0.000	0.875	0.712					
Buses	0	0	0	0	0	0	5	0	0	5	0	0	0	0	0	0	5	0	0	5	10					
Buses %	0.0	0.0	0.0	0.0	0.0	0.0	41.7	0.0	0.0	33.3	0.0	0.0	0.0	0.0	0.0	0.0	26.3	0.0	0.0	23.8	27.0					
Single-Unit Trucks	0	0	0	0	0	3	7	0	0	10	0	1	0	0	1	0	13	2	0	15	26					
Single-Unit %	0.0	0.0	0.0	0.0	0.0	100.0	58.3	0.0	0.0	66.7	0.0	100.0	0.0	0.0	100.0	0.0	68.4	100.0	0.0	71.4	70.3					
Articulated Trucks	0	0	0	0	0	0	0	0	0	0	0	0	0	0	0	0	1	0	0	1	1					
Articulated %	0.0	0.0	0.0	0.0	0.0	0.0	0.0	0.0	0.0	0.0	0.0	0.0	0.0	0.0	0.0	0.0	5.3	0.0	0.0	4.8	2.7					
Buses	0	0	0	0	0	0	5	0	0	5	0	0	0	0	0	0	5	0	0	5	10					
Single-Unit Trucks	0	0	0	0	0	3	7	0	0	10	0	1	0	0	1	0	13	2	0	15	26					
Articulated Trucks	0	0	0	0	0	0	0	0	0	0	0	0	0	0	0	0	1	0	0	1	1					
<b>Total Entering Leg</b>	0	0	0	0	0	3	12	0	0	15	0	1	0	0	1	0	19	2	0	21	37					
Buses						0					5					0					5					10
Single-Unit Trucks						6					13					0					7					26
Articulated Trucks						0					1					0					0					1
<b>Total Exiting Leg</b>						6					19					0					12					37

PDI File #: **186556 I**  
 Location: **N: Bristol Street S: Bristol Street**  
 Location: **E: Hampshire Street W: Hampshire Street**  
 City, State: **Cambridge, MA**  
 Client: **VHB/ S. Mandzo-Predzic**  
 Site Code: **TBA**  
 Count Date: **Thursday, November 15, 2018**  
 Start Time: **7:30 AM**  
 End Time: **9:30 AM**  
 Class:



46 Morton Street, Framingham, MA 01702  
 Office: 508-875-0100 Fax: 508-875-0118  
 Email: datarequests@pdilic.com

**Cars**

	Bristol Street					Hampshire Street					Bristol Street					Hampshire Street					Total
	from North					from East					from South					from West					
	Right	Thru	Left	U-Turn	Total	Right	Thru	Left	U-Turn	Total	Right	Thru	Left	U-Turn	Total	Right	Thru	Left	U-Turn	Total	
7:30 AM	0	0	0	0	0	1	34	0	0	35	0	6	0	0	6	0	53	12	0	65	106
7:45 AM	0	0	0	0	0	0	22	0	0	22	2	5	0	0	7	0	91	17	0	108	137
<b>Total</b>	0	0	0	0	0	1	56	0	0	57	2	11	0	0	13	0	144	29	0	173	243
8:00 AM	0	0	0	0	0	1	32	0	0	33	3	14	2	0	19	0	91	17	0	108	160
8:15 AM	0	0	0	0	0	2	39	0	0	41	1	13	0	0	14	0	98	24	0	122	177
8:30 AM	0	0	0	0	0	0	39	0	0	39	3	16	1	0	20	0	100	14	0	114	173
8:45 AM	0	0	0	0	0	0	17	0	0	17	1	7	2	0	10	0	83	26	0	109	136
<b>Total</b>	0	0	0	0	0	3	127	0	0	130	8	50	5	0	63	0	372	81	0	453	646
9:00 AM	0	0	0	0	0	1	29	0	0	30	3	8	1	0	12	0	91	20	0	111	153
9:15 AM	0	0	0	0	0	2	29	0	0	31	0	9	0	0	9	0	102	15	0	117	157
<b>Total</b>	0	0	0	0	0	3	58	0	0	61	3	17	1	0	21	0	193	35	0	228	310
Grand Total	0	0	0	0	0	7	241	0	0	248	13	78	6	0	97	0	709	145	0	854	1199
Approach %	0.0	0.0	0.0	0.0		2.8	97.2	0.0	0.0		13.4	80.4	6.2	0.0		0.0	83.0	17.0	0.0		
Total %	0.0	0.0	0.0	0.0	0.0	0.6	20.1	0.0	0.0	20.7	1.1	6.5	0.5	0.0	8.1	0.0	59.1	12.1	0.0	71.2	
Exiting Leg Total	230					722					0					247					1199

Peak Hour Analysis from 07:30 AM to 09:30 AM begins at:

	Bristol Street					Hampshire Street					Bristol Street					Hampshire Street					Total
	from North					from East					from South					from West					
	Right	Thru	Left	U-Turn	Total	Right	Thru	Left	U-Turn	Total	Right	Thru	Left	U-Turn	Total	Right	Thru	Left	U-Turn	Total	
7:45 AM	0	0	0	0	0	0	22	0	0	22	2	5	0	0	7	0	91	17	0	108	137
8:00 AM	0	0	0	0	0	1	32	0	0	33	3	14	2	0	19	0	91	17	0	108	160
8:15 AM	0	0	0	0	0	2	39	0	0	41	1	13	0	0	14	0	98	24	0	122	177
8:30 AM	0	0	0	0	0	0	39	0	0	39	3	16	1	0	20	0	100	14	0	114	173
Total Volume	0	0	0	0	0	3	132	0	0	135	9	48	3	0	60	0	380	72	0	452	647
% Approach Total	0.0	0.0	0.0	0.0		2.2	97.8	0.0	0.0		15.0	80.0	5.0	0.0		0.0	84.1	15.9	0.0		
PHF	0.000	0.000	0.000	0.000	0.000	0.375	0.846	0.000	0.000	0.823	0.750	0.750	0.375	0.000	0.750	0.000	0.950	0.750	0.000	0.926	0.914
Entering Leg	0	0	0	0	0	3	132	0	0	135	9	48	3	0	60	0	380	72	0	452	647
Exiting Leg	123					389					0					135					647
<b>Total</b>	123					524					60					587					1294

PDI File #: **186556 I**  
 Location: **N: Bristol Street S: Bristol Street**  
 Location: **E: Hampshire Street W: Hampshire Street**  
 City, State: **Cambridge, MA**  
 Client: **VHB/ S. Mandzo-Predzic**  
 Site Code: **TBA**  
 Count Date: **Thursday, November 15, 2018**  
 Start Time: **7:30 AM**  
 End Time: **9:30 AM**  
 Class:



46 Morton Street, Framingham, MA 01702  
 Office: 508-875-0100 Fax: 508-875-0118  
 Email: datarequests@pdilic.com

**Light Goods Vehicle**

	Bristol Street					Hampshire Street					Bristol Street					Hampshire Street					Total
	from North					from East					from South					from West					
	Right	Thru	Left	U-Turn	Total	Right	Thru	Left	U-Turn	Total	Right	Thru	Left	U-Turn	Total	Right	Thru	Left	U-Turn	Total	
7:30 AM	0	0	0	0	0	0	2	0	0	2	1	0	0	0	1	0	3	3	0	6	9
7:45 AM	0	0	0	0	0	0	4	0	0	4	0	0	0	0	0	0	2	3	0	5	9
<b>Total</b>	0	0	0	0	0	0	6	0	0	6	1	0	0	0	1	0	5	6	0	11	18
8:00 AM	0	0	0	0	0	0	3	0	0	3	0	0	0	0	0	0	3	2	0	5	8
8:15 AM	0	0	0	0	0	0	1	0	0	1	0	0	0	0	0	0	8	2	0	10	11
8:30 AM	0	0	0	0	0	0	3	0	0	3	0	2	1	0	3	0	5	1	0	6	12
8:45 AM	0	0	0	0	0	0	2	0	0	2	0	0	0	0	0	0	4	1	0	5	7
<b>Total</b>	0	0	0	0	0	0	9	0	0	9	0	2	1	0	3	0	20	6	0	26	38
9:00 AM	0	0	0	0	0	0	5	0	0	5	0	0	0	0	0	0	5	4	0	9	14
9:15 AM	0	0	0	0	0	0	1	0	0	1	0	0	0	0	0	0	3	2	0	5	6
<b>Total</b>	0	0	0	0	0	0	6	0	0	6	0	0	0	0	0	0	8	6	0	14	20
Grand Total	0	0	0	0	0	0	21	0	0	21	1	2	1	0	4	0	33	18	0	51	76
Approach %	0.0	0.0	0.0	0.0		0.0	100.0	0.0	0.0		25.0	50.0	25.0	0.0		0.0	64.7	35.3	0.0		
Total %	0.0	0.0	0.0	0.0	0.0	0.0	27.6	0.0	0.0	27.6	1.3	2.6	1.3	0.0	5.3	0.0	43.4	23.7	0.0	67.1	
Exiting Leg Total	20					34					0					22					76

Peak Hour Analysis from 07:30 AM to 09:30 AM begins at:

	Bristol Street					Hampshire Street					Bristol Street					Hampshire Street					Total
	from North					from East					from South					from West					
	Right	Thru	Left	U-Turn	Total	Right	Thru	Left	U-Turn	Total	Right	Thru	Left	U-Turn	Total	Right	Thru	Left	U-Turn	Total	
8:15 AM	0	0	0	0	0	0	1	0	0	1	0	0	0	0	0	0	8	2	0	10	11
8:30 AM	0	0	0	0	0	0	3	0	0	3	0	2	1	0	3	0	5	1	0	6	12
8:45 AM	0	0	0	0	0	0	2	0	0	2	0	0	0	0	0	0	4	1	0	5	7
9:00 AM	0	0	0	0	0	0	5	0	0	5	0	0	0	0	0	0	5	4	0	9	14
Total Volume	0	0	0	0	0	0	11	0	0	11	0	2	1	0	3	0	22	8	0	30	44
% Approach Total	0.0	0.0	0.0	0.0		0.0	100.0	0.0	0.0		0.0	66.7	33.3	0.0		0.0	73.3	26.7	0.0		
PHF	0.000	0.000	0.000	0.000	0.000	0.000	0.550	0.000	0.000	0.550	0.000	0.250	0.250	0.000	0.250	0.000	0.688	0.500	0.000	0.750	0.786
Entering Leg	0	0	0	0	0	0	11	0	0	11	0	2	1	0	3	0	22	8	0	30	44
Exiting Leg	10					22					0					12					44
<b>Total</b>	10					33					3					42					88



PDI File #: **186556 I**  
 Location: **N: Bristol Street S: Bristol Street**  
 Location: **E: Hampshire Street W: Hampshire Street**  
 City, State: **Cambridge, MA**  
 Client: **VHB/ S. Mandzo-Predzic**  
 Site Code: **TBA**  
 Count Date: **Thursday, November 15, 2018**  
 Start Time: **7:30 AM**  
 End Time: **9:30 AM**  
 Class:



46 Morton Street, Framingham, MA 01702  
 Office: 508-875-0100 Fax: 508-875-0118  
 Email: datarequests@pdillc.com

**Buses**

	Bristol Street					Hampshire Street					Bristol Street					Hampshire Street					Total	
	from North					from East					from South					from West						
	Right	Thru	Left	U-Turn	Total	Right	Thru	Left	U-Turn	Total	Right	Thru	Left	U-Turn	Total	Right	Thru	Left	U-Turn	Total		
7:30 AM	0	0	0	0	0	0	1	0	0	1	0	0	0	0	0	0	2	0	0	2	3	
7:45 AM	0	0	0	0	0	0	2	0	0	2	0	0	0	0	0	0	1	0	0	1	3	
<b>Total</b>	0	0	0	0	0	0	3	0	0	3	0	0	0	0	0	0	3	0	0	3	6	
8:00 AM	0	0	0	0	0	0	1	0	0	1	0	2	0	0	2	0	2	0	0	2	5	
8:15 AM	0	0	0	0	0	0	1	0	0	1	0	0	0	0	0	0	2	0	0	2	3	
8:30 AM	0	0	0	0	0	0	2	0	0	2	0	0	0	0	0	0	0	0	0	0	2	
8:45 AM	0	0	0	0	0	0	0	0	0	0	0	0	0	0	0	0	2	0	0	2	2	
<b>Total</b>	0	0	0	0	0	0	4	0	0	4	0	2	0	0	2	0	6	0	0	6	12	
9:00 AM	0	0	0	0	0	0	2	0	0	2	0	0	0	0	0	0	1	0	0	1	3	
9:15 AM	0	0	0	0	0	0	1	0	0	1	0	0	0	0	0	0	2	0	0	2	3	
<b>Total</b>	0	0	0	0	0	0	3	0	0	3	0	0	0	0	0	0	3	0	0	3	6	
<b>Grand Total</b>	0	0	0	0	0	0	10	0	0	10	0	2	0	0	2	0	12	0	0	12	24	
Approach %	0.0	0.0	0.0	0.0		0.0	100.0	0.0	0.0		0.0	100.0	0.0	0.0		0.0	100.0	0.0	0.0			
Total %	0.0	0.0	0.0	0.0	0.0	0.0	41.7	0.0	0.0	41.7	0.0	8.3	0.0	0.0	8.3	0.0	50.0	0.0	0.0	50.0		
Exiting Leg Total						2					12					0					10	24

Peak Hour Analysis from 07:30 AM to 09:30 AM begins at:

	Bristol Street					Hampshire Street					Bristol Street					Hampshire Street					Total	
	from North					from East					from South					from West						
	Right	Thru	Left	U-Turn	Total	Right	Thru	Left	U-Turn	Total	Right	Thru	Left	U-Turn	Total	Right	Thru	Left	U-Turn	Total		
7:30 AM	0	0	0	0	0	0	1	0	0	1	0	0	0	0	0	0	2	0	0	2	3	
7:45 AM	0	0	0	0	0	0	2	0	0	2	0	0	0	0	0	0	1	0	0	1	3	
8:00 AM	0	0	0	0	0	0	1	0	0	1	0	2	0	0	2	0	2	0	0	2	5	
8:15 AM	0	0	0	0	0	0	1	0	0	1	0	0	0	0	0	0	2	0	0	2	3	
<b>Total Volume</b>	0	0	0	0	0	0	5	0	0	5	0	2	0	0	2	0	7	0	0	7	14	
% Approach Total	0.0	0.0	0.0	0.0		0.0	100.0	0.0	0.0		0.0	100.0	0.0	0.0		0.0	100.0	0.0	0.0			
PHF	0.000	0.000	0.000	0.000	0.000	0.000	0.625	0.000	0.000	0.625	0.000	0.250	0.000	0.000	0.250	0.000	0.875	0.000	0.000	0.875	0.700	
Entering Leg	0	0	0	0	0	0	5	0	0	5	0	2	0	0	2	0	7	0	0	7	14	
Exiting Leg						2					7					0					5	14
<b>Total</b>						2					12					2					12	28

PDI File #: **186556 I**  
 Location: **N: Bristol Street S: Bristol Street**  
 Location: **E: Hampshire Street W: Hampshire Street**  
 City, State: **Cambridge, MA**  
 Client: **VHB/ S. Mandzo-Predzic**  
 Site Code: **TBA**  
 Count Date: **Thursday, November 15, 2018**  
 Start Time: **7:30 AM**  
 End Time: **9:30 AM**  
 Class:



46 Morton Street, Framingham, MA 01702  
 Office: 508-875-0100 Fax: 508-875-0118  
 Email: datarequests@pdillc.com

**Single-Unit Trucks**

	Bristol Street					Hampshire Street					Bristol Street					Hampshire Street					Total	
	from North					from East					from South					from West						
	Right	Thru	Left	U-Turn	Total	Right	Thru	Left	U-Turn	Total	Right	Thru	Left	U-Turn	Total	Right	Thru	Left	U-Turn	Total		
7:30 AM	0	0	0	0	0	0	1	0	0	1	0	0	0	0	0	0	3	0	0	3	4	
7:45 AM	0	0	0	0	0	0	1	0	0	1	0	0	0	0	0	0	3	0	0	3	4	
<b>Total</b>	0	0	0	0	0	0	2	0	0	2	0	0	0	0	0	0	6	0	0	6	8	
8:00 AM	0	0	0	0	0	0	1	0	0	1	0	0	0	0	0	0	1	0	0	1	2	
8:15 AM	0	0	0	0	0	0	3	0	0	3	0	0	0	0	0	0	2	0	0	2	5	
8:30 AM	0	0	0	0	0	3	1	0	0	4	0	1	0	0	1	0	5	1	0	6	11	
8:45 AM	0	0	0	0	0	0	0	0	0	0	0	0	0	0	0	0	2	0	0	2	2	
<b>Total</b>	0	0	0	0	0	3	5	0	0	8	0	1	0	0	1	0	10	1	0	11	20	
9:00 AM	0	0	0	0	0	0	2	0	0	2	0	0	0	0	0	0	3	1	0	4	6	
9:15 AM	0	0	0	0	0	0	4	0	0	4	0	0	0	0	0	0	3	0	0	3	7	
<b>Total</b>	0	0	0	0	0	0	6	0	0	6	0	0	0	0	0	0	6	1	0	7	13	
<b>Grand Total</b>	0	0	0	0	0	3	13	0	0	16	0	1	0	0	1	0	22	2	0	24	41	
Approach %	0.0	0.0	0.0	0.0		18.8	81.3	0.0	0.0		0.0	100.0	0.0	0.0		0.0	91.7	8.3	0.0			
Total %	0.0	0.0	0.0	0.0	0.0	7.3	31.7	0.0	0.0	39.0	0.0	2.4	0.0	0.0	2.4	0.0	53.7	4.9	0.0	58.5		
Exiting Leg Total						6					22					0					13	41

Peak Hour Analysis from 07:30 AM to 09:30 AM begins at:

	Bristol Street					Hampshire Street					Bristol Street					Hampshire Street					Total	
	from North					from East					from South					from West						
	Right	Thru	Left	U-Turn	Total	Right	Thru	Left	U-Turn	Total	Right	Thru	Left	U-Turn	Total	Right	Thru	Left	U-Turn	Total		
8:30 AM	0	0	0	0	0	3	1	0	0	4	0	1	0	0	1	0	5	1	0	6	11	
8:45 AM	0	0	0	0	0	0	0	0	0	0	0	0	0	0	0	0	2	0	0	2	2	
9:00 AM	0	0	0	0	0	0	2	0	0	2	0	0	0	0	0	0	3	1	0	4	6	
9:15 AM	0	0	0	0	0	0	4	0	0	4	0	0	0	0	0	0	3	0	0	3	7	
<b>Total Volume</b>	0	0	0	0	0	3	7	0	0	10	0	1	0	0	1	0	13	2	0	15	26	
% Approach Total	0.0	0.0	0.0	0.0		30.0	70.0	0.0	0.0		0.0	100.0	0.0	0.0		0.0	86.7	13.3	0.0			
PHF	0.000	0.000	0.000	0.000	0.000	0.250	0.438	0.000	0.000	0.625	0.000	0.250	0.000	0.000	0.250	0.000	0.650	0.500	0.000	0.625	0.591	
Entering Leg	0	0	0	0	0	3	7	0	0	10	0	1	0	0	1	0	13	2	0	15	26	
Exiting Leg						6					13					0					7	26
<b>Total</b>						6					23					1					22	52

PDI File #: **186556 I**  
 Location: **N: Bristol Street S: Bristol Street**  
 Location: **E: Hampshire Street W: Hampshire Street**  
 City, State: **Cambridge, MA**  
 Client: **VHB/ S. Mandzo-Predzic**  
 Site Code: **TBA**  
 Count Date: **Thursday, November 15, 2018**  
 Start Time: **7:30 AM**  
 End Time: **9:30 AM**  
 Class:



46 Morton Street, Framingham, MA 01702  
 Office: 508-875-0100 Fax: 508-875-0118  
 Email: datarequests@pdillc.com

**Articulated Trucks**

	Bristol Street					Hampshire Street					Bristol Street					Hampshire Street					Total					
	from North					from East					from South					from West										
	Right	Thru	Left	U-Turn	Total	Right	Thru	Left	U-Turn	Total	Right	Thru	Left	U-Turn	Total	Right	Thru	Left	U-Turn	Total						
7:30 AM	0	0	0	0	0	0	1	0	0	1	0	0	0	0	0	0	1	0	0	1	2					
7:45 AM	0	0	0	0	0	0	0	0	0	0	0	0	0	0	0	0	0	0	0	0	0					
Total	0	0	0	0	0	0	1	0	0	1	0	0	0	0	0	0	1	0	0	1	2					
8:00 AM	0	0	0	0	0	0	0	0	0	0	0	0	0	0	0	0	0	0	0	0	0					
8:15 AM	0	0	0	0	0	0	0	0	0	0	0	0	0	0	0	0	0	0	0	0	0					
8:30 AM	0	0	0	0	0	0	0	0	0	0	0	0	0	0	0	0	0	0	0	0	0					
8:45 AM	0	0	0	0	0	0	0	0	0	0	0	0	0	0	0	0	1	0	0	1	1					
Total	0	0	0	0	0	0	0	0	0	0	0	0	0	0	0	0	1	0	0	1	1					
9:00 AM	0	0	0	0	0	0	0	0	0	0	0	0	0	0	0	0	0	0	0	0	0					
9:15 AM	0	0	0	0	0	0	0	0	0	0	0	0	0	0	0	0	0	0	0	0	0					
Total	0	0	0	0	0	0	0	0	0	0	0	0	0	0	0	0	0	0	0	0	0					
Grand Total	0	0	0	0	0	0	1	0	0	1	0	0	0	0	0	0	2	0	0	2	3					
Approach %	0.0	0.0	0.0	0.0		0.0	100.0	0.0	0.0		0.0	0.0	0.0	0.0		0.0	100.0	0.0	0.0							
Total %	0.0	0.0	0.0	0.0	0.0	0.0	33.3	0.0	0.0	33.3	0.0	0.0	0.0	0.0	0.0	0.0	66.7	0.0	0.0	66.7						
Exiting Leg Total						0					2					0					1					3

Peak Hour Analysis from 07:30 AM to 09:30 AM begins at:

	Bristol Street					Hampshire Street					Bristol Street					Hampshire Street					Total					
	from North					from East					from South					from West										
	Right	Thru	Left	U-Turn	Total	Right	Thru	Left	U-Turn	Total	Right	Thru	Left	U-Turn	Total	Right	Thru	Left	U-Turn	Total						
7:30 AM	0	0	0	0	0	0	1	0	0	1	0	0	0	0	0	0	1	0	0	1	2					
7:45 AM	0	0	0	0	0	0	0	0	0	0	0	0	0	0	0	0	0	0	0	0	0					
8:00 AM	0	0	0	0	0	0	0	0	0	0	0	0	0	0	0	0	0	0	0	0	0					
8:15 AM	0	0	0	0	0	0	0	0	0	0	0	0	0	0	0	0	0	0	0	0	0					
Total Volume	0	0	0	0	0	0	1	0	0	1	0	0	0	0	0	0	1	0	0	1	2					
% Approach Total	0.0	0.0	0.0	0.0		0.0	100.0	0.0	0.0		0.0	0.0	0.0	0.0		0.0	100.0	0.0	0.0							
PHF	0.000	0.000	0.000	0.000	0.000	0.000	0.250	0.000	0.000	0.250	0.000	0.000	0.000	0.000	0.000	0.000	0.250	0.000	0.000	0.250	0.250					
Entering Leg	0	0	0	0	0	0	1	0	0	1	0	0	0	0	0	0	1	0	0	1	2					
Exiting Leg						0					1					0					1					2
Total						0					2					0					2					4

PDI File #: 186556 I  
 Location: N: Bristol Street S: Bristol Street  
 Location: E: Hampshire Street W: Hampshire Street  
 City, State: Cambridge, MA  
 Client: VHB/ S. Mandzo-Predzic  
 Site Code: TBA  
 Count Date: Thursday, November 15, 2018  
 Start Time: 7:30 AM  
 End Time: 9:30 AM  
 Class:



46 Morton Street, Framingham, MA 01702  
 Office: 508-875-0100 Fax: 508-875-0118  
 Email: datarequests@pdilic.com

**Bicycles (on Roadway and Crosswalks)**

	Bristol Street							Hampshire Street							Bristol Street							Hampshire Street							Total
	from North							from East							from South							from West							
	Right	Thru	Left	U-Turn	CW-EB	CW-WB	Total	Right	Thru	Left	U-Turn	CW-SB	CW-NB	Total	Right	Thru	Left	U-Turn	CW-WB	CW-EB	Total	Right	Thru	Left	U-Turn	CW-NB	CW-SB	Total	
7:30 AM	0	0	0	0	0	0	0	0	0	0	0	0	0	0	0	0	0	0	0	0	0	0	0	0	0	31			
7:45 AM	0	0	0	0	0	0	0	0	1	0	0	0	0	0	1	0	0	0	0	0	0	0	0	0	0	27			
Total	0	0	0	0	0	0	0	0	1	0	0	0	0	1	0	0	0	0	0	0	0	0	0	0	0	58			
8:00 AM	0	0	0	0	0	0	0	0	1	0	0	0	0	1	0	0	0	0	0	0	0	0	0	0	0	41			
8:15 AM	0	0	0	0	0	0	0	0	0	0	1	0	1	0	0	0	0	0	1	1	0	58	1	0	0	61			
8:30 AM	0	0	0	0	0	0	0	0	2	0	0	0	2	0	1	0	0	0	0	1	0	53	0	0	0	56			
8:45 AM	0	0	0	0	0	0	0	0	3	0	0	0	3	0	0	0	0	0	0	0	0	83	2	0	0	88			
Total	0	0	0	0	0	0	0	0	6	0	0	1	7	0	1	0	0	0	1	2	0	234	3	0	0	246			
9:00 AM	0	0	0	0	0	0	0	0	2	0	0	0	2	0	0	0	0	0	0	0	0	57	3	0	0	62			
9:15 AM	0	0	0	0	0	0	0	0	0	0	0	0	0	0	0	0	0	0	0	0	0	54	0	0	0	54			
Total	0	0	0	0	0	0	0	0	2	0	0	0	2	0	0	0	0	0	0	0	0	111	3	0	0	116			
Grand Total	0	0	0	0	0	0	0	0	9	0	0	1	10	0	1	0	0	0	1	2	0	399	9	0	0	408			
Approach %	0.0	0.0	0.0	0.0	0.0	0.0		0.0	90.0	0.0	0.0	10.0	0.0	0.0	50.0	0.0	0.0	0.0	50.0		0.0	97.8	2.2	0.0	0.0				
Total %	0.0	0.0	0.0	0.0	0.0	0.0	0.0	0.0	2.1	0.0	0.0	0.2	0.0	2.4	0.0	0.2	0.0	0.0	0.2	0.5	0.0	95.0	2.1	0.0	0.0	97.1			
Exiting Leg Total	10							400							1							9							420

Peak Hour Analysis from 07:30 AM to 09:30 AM begins at:

	Bristol Street							Hampshire Street							Bristol Street							Hampshire Street							Total
	from North							from East							from South							from West							
	Right	Thru	Left	U-Turn	CW-EB	CW-WB	Total	Right	Thru	Left	U-Turn	CW-SB	CW-NB	Total	Right	Thru	Left	U-Turn	CW-WB	CW-EB	Total	Right	Thru	Left	U-Turn	CW-NB	CW-SB	Total	
8:15 AM	0	0	0	0	0	0	0	0	0	0	0	1	0	1	0	0	0	0	0	1	1	0	58	1	0	0	59		
8:30 AM	0	0	0	0	0	0	0	0	2	0	0	0	2	0	1	0	0	0	0	1	0	53	0	0	0	53			
8:45 AM	0	0	0	0	0	0	0	0	3	0	0	0	3	0	0	0	0	0	0	0	0	83	2	0	0	85			
9:00 AM	0	0	0	0	0	0	0	0	2	0	0	0	2	0	0	0	0	0	0	0	0	57	3	0	0	62			
Total Volume	0	0	0	0	0	0	0	0	7	0	0	1	8	0	1	0	0	0	1	2	0	251	6	0	0	257			
% Approach Total	0.0	0.0	0.0	0.0	0.0	0.0		0.0	87.5	0.0	0.0	12.5	0.0	0.0	50.0	0.0	0.0	0.0	50.0		0.0	97.7	2.3	0.0	0.0				
PHF	0.000	0.000	0.000	0.000	0.000	0.000	0.000	0.000	0.583	0.000	0.000	0.250	0.000	0.667	0.000	0.250	0.000	0.000	0.250	0.500	0.000	0.756	0.500	0.000	0.000	0.756			
Entering Leg	0	0	0	0	0	0	0	0	7	0	0	1	8	0	1	0	0	0	1	2	0	251	6	0	0	257			
Exiting Leg	7							252							1							7							267
Total	7							260							3							264							534

PDI File #: 186556 I  
 Location: N: Bristol Street S: Bristol Street  
 Location: E: Hampshire Street W: Hampshire Street  
 City, State: Cambridge, MA  
 Client: VHB/ S. Mandzo-Predzic  
 Site Code: TBA  
 Count Date: Thursday, November 15, 2018  
 Start Time: 7:30 AM  
 End Time: 9:30 AM  
 Class:



**Pedestrians**

	Bristol Street							Hampshire Street							Bristol Street							Hampshire Street							Total
	from North							from East							from South							from West							
	Right	Thru	Left	U-Turn	CW-EB	CW-WB	Total	Right	Thru	Left	U-Turn	CW-SB	CW-NB	Total	Right	Thru	Left	U-Turn	CW-WB	CW-EB	Total	Right	Thru	Left	U-Turn	CW-NB	CW-SB	Total	
7:30 AM	0	0	0	0	9	0	9	0	0	0	0	5	3	8	0	0	0	0	4	5	9	0	0	0	0	0	3	3	29
7:45 AM	0	0	0	0	17	0	17	0	0	0	0	3	1	4	0	0	0	0	1	21	22	0	0	0	0	1	0	1	44
Total	0	0	0	0	26	0	26	0	0	0	0	8	4	12	0	0	0	0	5	26	31	0	0	0	0	1	3	4	73
8:00 AM	0	0	0	0	25	1	26	0	0	0	0	6	5	11	0	0	0	0	4	15	19	0	0	0	0	0	0	0	56
8:15 AM	0	0	0	0	33	2	35	0	0	0	0	2	5	7	0	0	0	0	0	25	25	0	0	0	0	1	0	1	68
8:30 AM	0	0	0	0	28	2	30	0	0	0	0	7	3	10	0	0	0	0	2	26	28	0	0	0	0	0	0	0	68
8:45 AM	0	0	0	0	37	0	37	0	0	0	0	3	2	5	0	0	0	0	0	31	31	0	0	0	0	0	0	0	73
Total	0	0	0	0	123	5	128	0	0	0	0	18	15	33	0	0	0	0	6	97	103	0	0	0	0	1	0	1	265
9:00 AM	0	0	0	0	30	1	31	0	0	0	0	2	4	6	0	0	0	0	1	26	27	0	0	0	0	0	0	0	64
9:15 AM	0	0	0	0	15	0	15	0	0	0	0	2	1	3	0	0	0	0	0	19	19	0	0	0	0	2	0	2	39
Total	0	0	0	0	45	1	46	0	0	0	0	4	5	9	0	0	0	0	1	45	46	0	0	0	0	2	0	2	103
Grand Total	0	0	0	0	194	6	200	0	0	0	0	30	24	54	0	0	0	0	12	168	180	0	0	0	0	4	3	7	441
Approach %	0	0	0	0	97	3		0	0	0	0	55.6	44.4		0	0	0	0	6.67	93.3		0	0	0	0	57.1	42.9		
Total %	0	0	0	0	44	1.36	45.4	0	0	0	0	6.8	5.44	12.2	0	0	0	0	2.72	38.1	40.8	0	0	0	0	0.91	0.68	1.59	
Exiting Leg Total	200							54							180							7	441						

Peak Hour Analysis from 07:30 AM to 09:30 AM begins at:

	Bristol Street							Hampshire Street							Bristol Street							Hampshire Street							Total
	from North							from East							from South							from West							
	Right	Thru	Left	U-Turn	CW-EB	CW-WB	Total	Right	Thru	Left	U-Turn	CW-SB	CW-NB	Total	Right	Thru	Left	U-Turn	CW-WB	CW-EB	Total	Right	Thru	Left	U-Turn	CW-NB	CW-SB	Total	
8:15 AM	0	0	0	0	33	2	35	0	0	0	0	2	5	7	0	0	0	0	0	25	25	0	0	0	0	1	0	1	68
8:30 AM	0	0	0	0	28	2	30	0	0	0	0	7	3	10	0	0	0	0	2	26	28	0	0	0	0	0	0	0	68
8:45 AM	0	0	0	0	37	0	37	0	0	0	0	3	2	5	0	0	0	0	0	31	31	0	0	0	0	0	0	0	73
9:00 AM	0	0	0	0	30	1	31	0	0	0	0	2	4	6	0	0	0	0	1	26	27	0	0	0	0	0	0	0	64
Total Volume	0	0	0	0	128	5	133	0	0	0	0	14	14	28	0	0	0	0	3	108	111	0	0	0	0	1	0	1	273
% Approach Total	0.0	0.0	0.0	0.0	96.2	3.8		0.0	0.0	0.0	0.0	50.0	50.0		0.0	0.0	0.0	0.0	2.7	97.3		0.0	0.0	0.0	0.0	100.0	0.0		
PHF	0.000	0.000	0.000	0.000	0.865	0.625	0.899	0.000	0.000	0.000	0.000	0.500	0.700	0.700	0.000	0.000	0.000	0.000	0.375	0.871	0.895	0.000	0.000	0.000	0.000	0.250	0.000	0.250	0.935
Entering Leg	0	0	0	0	128	5	133	0	0	0	0	14	14	28	0	0	0	0	3	108	111	0	0	0	0	1	0	1	273
Exiting Leg	133							28							111							1	273						
Total	266							56							222							2	546						

**PDI File #: 186556 II**  
**Location: N: Bristol Street S: Bristol Street**  
**Location: E: Hampshire Street W: Hampshire Street**  
**City, State: Cambridge, MA**  
**Client: VHB/ S. Mandzo-Predzic**  
**Site Code: TBA**  
**Count Date: Thursday, November 15, 2018**  
**Start Time: 4:30 PM**  
**End Time: 6:30 PM**  
**Class:**



46 Morton Street, Framingham, MA 01702  
 Office: 508-875-0100 Fax: 508-875-0118  
 Email: datarequests@pdilic.com

**Cars and Heavy Vehicles (Combined)**

	Bristol Street					Hampshire Street					Bristol Street					Hampshire Street					Total	
	from North					from East					from South					from West						
	Right	Thru	Left	U-Turn	Total	Right	Thru	Left	U-Turn	Total	Right	Thru	Left	U-Turn	Total	Right	Thru	Left	U-Turn	Total		
4:30 PM	0	0	0	0	0	3	100	0	0	103	0	12	1	0	13	0	56	17	0	73	189	
4:45 PM	0	0	0	0	0	1	109	0	0	110	1	16	2	0	19	0	41	12	0	53	182	
Total	0	0	0	0	0	4	209	0	0	213	1	28	3	0	32	0	97	29	0	126	371	
5:00 PM	0	0	0	0	0	3	64	0	0	67	4	28	1	0	33	0	51	21	0	72	172	
5:15 PM	0	0	0	0	0	1	67	0	0	68	1	24	0	0	25	0	62	22	0	84	177	
5:30 PM	0	0	0	0	0	0	56	0	0	56	3	23	0	0	26	0	54	23	0	77	159	
5:45 PM	0	0	0	0	0	2	73	0	0	75	3	36	3	0	42	0	55	21	0	76	193	
Total	0	0	0	0	0	6	260	0	0	266	11	111	4	0	126	0	222	87	0	309	701	
6:00 PM	0	0	0	0	0	2	64	0	0	66	1	22	2	0	25	0	52	23	0	75	166	
6:15 PM	0	0	0	0	0	2	66	0	0	68	2	11	2	0	15	0	50	17	0	67	150	
Total	0	0	0	0	0	4	130	0	0	134	3	33	4	0	40	0	102	40	0	142	316	
Grand Total	0	0	0	0	0	14	599	0	0	613	15	172	11	0	198	0	421	156	0	577	1388	
Approach %	0.0	0.0	0.0	0.0		2.3	97.7	0.0	0.0		7.6	86.9	5.6	0.0		0.0	73.0	27.0	0.0			
Total %	0.0	0.0	0.0	0.0	0.0	1.0	43.2	0.0	0.0	44.2	1.1	12.4	0.8	0.0	14.3	0.0	30.3	11.2	0.0	41.6		
Exiting Leg Total						342					436					0					610	1388
Cars	0	0	0	0	0	14	582	0	0	596	15	172	9	0	196	0	406	151	0	557	1349	
% Cars	0.0	0.0	0.0	0.0	0.0	100.0	97.2	0.0	0.0	97.2	100.0	100.0	81.8	0.0	99.0	0.0	96.4	96.8	0.0	96.5	97.2	
Exiting Leg Total						337					421					0					591	1349
Heavy Vehicles	0	0	0	0	0	0	17	0	0	17	0	0	2	0	2	0	15	5	0	20	39	
% Heavy Vehicles	0.0	0.0	0.0	0.0	0.0	0.0	2.8	0.0	0.0	2.8	0.0	0.0	18.2	0.0	1.0	0.0	3.6	3.2	0.0	3.5	2.8	
Exiting Leg Total						5					15					0					19	39

Peak Hour Analysis from 04:30 PM to 06:30 PM begins at:

	Bristol Street					Hampshire Street					Bristol Street					Hampshire Street					Total	
	from North					from East					from South					from West						
	Right	Thru	Left	U-Turn	Total	Right	Thru	Left	U-Turn	Total	Right	Thru	Left	U-Turn	Total	Right	Thru	Left	U-Turn	Total		
4:30 PM	0	0	0	0	0	3	100	0	0	103	0	12	1	0	13	0	56	17	0	73	189	
4:45 PM	0	0	0	0	0	1	109	0	0	110	1	16	2	0	19	0	41	12	0	53	182	
5:00 PM	0	0	0	0	0	3	64	0	0	67	4	28	1	0	33	0	51	21	0	72	172	
5:15 PM	0	0	0	0	0	1	67	0	0	68	1	24	0	0	25	0	62	22	0	84	177	
Total Volume	0	0	0	0	0	8	340	0	0	348	6	80	4	0	90	0	210	72	0	282	720	
% Approach Total	0.0	0.0	0.0	0.0		2.3	97.7	0.0	0.0		6.7	88.9	4.4	0.0		0.0	74.5	25.5	0.0			
PHF	0.000	0.000	0.000	0.000	0.000	0.667	0.780	0.000	0.000	0.791	0.375	0.714	0.500	0.000	0.682	0.000	0.847	0.818	0.000	0.839	0.952	
Cars	0	0	0	0	0	8	332	0	0	340	6	80	2	0	88	0	201	69	0	270	698	
Cars %	0.0	0.0	0.0	0.0	0.0	100.0	97.6	0.0	0.0	97.7	100.0	100.0	50.0	0.0	97.8	0.0	95.7	95.8	0.0	95.7	96.9	
Heavy Vehicles	0	0	0	0	0	0	8	0	0	8	0	0	2	0	2	0	9	3	0	12	22	
Heavy Vehicles %	0.0	0.0	0.0	0.0	0.0	0.0	2.4	0.0	0.0	2.3	0.0	0.0	50.0	0.0	2.2	0.0	4.3	4.2	0.0	4.3	3.1	
Cars Enter Leg	0	0	0	0	0	8	332	0	0	340	6	80	2	0	88	0	201	69	0	270	698	
Heavy Enter Leg	0	0	0	0	0	0	8	0	0	8	0	0	2	0	2	0	9	3	0	12	22	
Total Entering Leg	0	0	0	0	0	8	340	0	0	348	6	80	4	0	90	0	210	72	0	282	720	
Cars Exiting Leg						157					207					0					334	698
Heavy Exiting Leg						3					9					0					10	22
Total Exiting Leg						160					216					0					344	720

PDI File #: **186556 II**  
 Location: **N: Bristol Street S: Bristol Street**  
 Location: **E: Hampshire Street W: Hampshire Street**  
 City, State: **Cambridge, MA**  
 Client: **VHB/ S. Mandzo-Predzic**  
 Site Code: **TBA**  
 Count Date: **Thursday, November 15, 2018**  
 Start Time: **4:30 PM**  
 End Time: **6:30 PM**  
 Class:



46 Morton Street, Framingham, MA 01702  
 Office: 508-875-0100 Fax: 508-875-0118  
 Email: datarequests@pdilic.com

**Cars-Combined (Motorcycles, Cars, Light Goods)**

	Bristol Street					Hampshire Street					Bristol Street					Hampshire Street					Total
	from North					from East					from South					from West					
	Right	Thru	Left	U-Turn	Total	Right	Thru	Left	U-Turn	Total	Right	Thru	Left	U-Turn	Total	Right	Thru	Left	U-Turn	Total	
4:30 PM	0	0	0	0	0	3	98	0	0	101	0	12	1	0	13	0	53	16	0	69	183
4:45 PM	0	0	0	0	0	1	105	0	0	106	1	16	0	0	17	0	40	11	0	51	174
Total	0	0	0	0	0	4	203	0	0	207	1	28	1	0	30	0	93	27	0	120	357
5:00 PM	0	0	0	0	0	3	62	0	0	65	4	28	1	0	33	0	48	21	0	69	167
5:15 PM	0	0	0	0	0	1	67	0	0	68	1	24	0	0	25	0	60	21	0	81	174
5:30 PM	0	0	0	0	0	0	54	0	0	54	3	23	0	0	26	0	52	22	0	74	154
5:45 PM	0	0	0	0	0	2	70	0	0	72	3	36	3	0	42	0	54	20	0	74	188
Total	0	0	0	0	0	6	253	0	0	259	11	111	4	0	126	0	214	84	0	298	683
6:00 PM	0	0	0	0	0	2	63	0	0	65	1	22	2	0	25	0	50	23	0	73	163
6:15 PM	0	0	0	0	0	2	63	0	0	65	2	11	2	0	15	0	49	17	0	66	146
Total	0	0	0	0	0	4	126	0	0	130	3	33	4	0	40	0	99	40	0	139	309
Grand Total	0	0	0	0	0	14	582	0	0	596	15	172	9	0	196	0	406	151	0	557	1349
Approach %	0.0	0.0	0.0	0.0		2.3	97.7	0.0	0.0		7.7	87.8	4.6	0.0		0.0	72.9	27.1	0.0		
Total %	0.0	0.0	0.0	0.0	0.0	1.0	43.1	0.0	0.0	44.2	1.1	12.8	0.7	0.0	14.5	0.0	30.1	11.2	0.0	41.3	
Exiting Leg Total	337					421					0					591					1349

Peak Hour Analysis from 04:30 PM to 06:30 PM begins at:

	Bristol Street					Hampshire Street					Bristol Street					Hampshire Street					Total
	from North					from East					from South					from West					
	Right	Thru	Left	U-Turn	Total	Right	Thru	Left	U-Turn	Total	Right	Thru	Left	U-Turn	Total	Right	Thru	Left	U-Turn	Total	
4:30 PM	0	0	0	0	0	3	98	0	0	101	0	12	1	0	13	0	53	16	0	69	183
4:45 PM	0	0	0	0	0	1	105	0	0	106	1	16	0	0	17	0	40	11	0	51	174
5:00 PM	0	0	0	0	0	3	62	0	0	65	4	28	1	0	33	0	48	21	0	69	167
5:15 PM	0	0	0	0	0	1	67	0	0	68	1	24	0	0	25	0	60	21	0	81	174
Total Volume	0	0	0	0	0	8	332	0	0	340	6	80	2	0	88	0	201	69	0	270	698
% Approach Total	0.0	0.0	0.0	0.0		2.4	97.6	0.0	0.0		6.8	90.9	2.3	0.0		0.0	74.4	25.6	0.0		
PHF	0.000	0.000	0.000	0.000	0.000	0.667	0.790	0.000	0.000	0.802	0.375	0.714	0.500	0.000	0.667	0.000	0.838	0.821	0.000	0.833	0.954
Entering Leg	0	0	0	0	0	8	332	0	0	340	6	80	2	0	88	0	201	69	0	270	698
Exiting Leg	157					207					0					334					698
Total	157					547					88					604					1396





PDI File #: **186556 II**  
 Location: **N: Bristol Street S: Bristol Street**  
 Location: **E: Hampshire Street W: Hampshire Street**  
 City, State: **Cambridge, MA**  
 Client: **VHB/ S. Mandzo-Predzic**  
 Site Code: **TBA**  
 Count Date: **Thursday, November 15, 2018**  
 Start Time: **4:30 PM**  
 End Time: **6:30 PM**  
 Class:



**Cars**

	Bristol Street					Hampshire Street					Bristol Street					Hampshire Street					Total	
	from North					from East					from South					from West						
	Right	Thru	Left	U-Turn	Total	Right	Thru	Left	U-Turn	Total	Right	Thru	Left	U-Turn	Total	Right	Thru	Left	U-Turn	Total		
4:30 PM	0	0	0	0	0	2	94	0	0	96	0	12	1	0	13	0	51	16	0	67	176	
4:45 PM	0	0	0	0	0	1	103	0	0	104	1	16	0	0	17	0	38	11	0	49	170	
<b>Total</b>	<b>0</b>	<b>0</b>	<b>0</b>	<b>0</b>	<b>0</b>	<b>3</b>	<b>197</b>	<b>0</b>	<b>0</b>	<b>200</b>	<b>1</b>	<b>28</b>	<b>1</b>	<b>0</b>	<b>30</b>	<b>0</b>	<b>89</b>	<b>27</b>	<b>0</b>	<b>116</b>	<b>346</b>	
5:00 PM	0	0	0	0	0	3	60	0	0	63	4	27	1	0	32	0	48	19	0	67	162	
5:15 PM	0	0	0	0	0	1	65	0	0	66	1	24	0	0	25	0	58	20	0	78	169	
5:30 PM	0	0	0	0	0	0	50	0	0	50	3	22	0	0	25	0	51	22	0	73	148	
5:45 PM	0	0	0	0	0	2	66	0	0	68	3	34	2	0	39	0	54	19	0	73	180	
<b>Total</b>	<b>0</b>	<b>0</b>	<b>0</b>	<b>0</b>	<b>0</b>	<b>6</b>	<b>241</b>	<b>0</b>	<b>0</b>	<b>247</b>	<b>11</b>	<b>107</b>	<b>3</b>	<b>0</b>	<b>121</b>	<b>0</b>	<b>211</b>	<b>80</b>	<b>0</b>	<b>291</b>	<b>659</b>	
6:00 PM	0	0	0	0	0	2	60	0	0	62	1	21	2	0	24	0	48	23	0	71	157	
6:15 PM	0	0	0	0	0	2	62	0	0	64	2	10	2	0	14	0	45	16	0	61	139	
<b>Total</b>	<b>0</b>	<b>0</b>	<b>0</b>	<b>0</b>	<b>0</b>	<b>4</b>	<b>122</b>	<b>0</b>	<b>0</b>	<b>126</b>	<b>3</b>	<b>31</b>	<b>4</b>	<b>0</b>	<b>38</b>	<b>0</b>	<b>93</b>	<b>39</b>	<b>0</b>	<b>132</b>	<b>296</b>	
Grand Total	0	0	0	0	0	13	560	0	0	573	15	166	8	0	189	0	393	146	0	539	1301	
Approach %	0.0	0.0	0.0	0.0		2.3	97.7	0.0	0.0		7.9	87.8	4.2	0.0		0.0	72.9	27.1	0.0			
Total %	0.0	0.0	0.0	0.0	0.0	1.0	43.0	0.0	0.0	44.0	1.2	12.8	0.6	0.0	14.5	0.0	30.2	11.2	0.0	41.4		
Exiting Leg Total						325					408					0					568	1301

Peak Hour Analysis from 04:30 PM to 06:30 PM begins at:

	Bristol Street					Hampshire Street					Bristol Street					Hampshire Street					Total	
	from North					from East					from South					from West						
	Right	Thru	Left	U-Turn	Total	Right	Thru	Left	U-Turn	Total	Right	Thru	Left	U-Turn	Total	Right	Thru	Left	U-Turn	Total		
4:30 PM	0	0	0	0	0	2	94	0	0	96	0	12	1	0	13	0	51	16	0	67	176	
4:45 PM	0	0	0	0	0	1	103	0	0	104	1	16	0	0	17	0	38	11	0	49	170	
5:00 PM	0	0	0	0	0	3	60	0	0	63	4	27	1	0	32	0	48	19	0	67	162	
5:15 PM	0	0	0	0	0	1	65	0	0	66	1	24	0	0	25	0	58	20	0	78	169	
Total Volume	0	0	0	0	0	7	322	0	0	329	6	79	2	0	87	0	195	66	0	261	677	
% Approach Total	0.0	0.0	0.0	0.0		2.1	97.9	0.0	0.0		6.9	90.8	2.3	0.0		0.0	74.7	25.3	0.0			
PHF	0.000	0.000	0.000	0.000	0.000	0.583	0.782	0.000	0.000	0.791	0.375	0.731	0.500	0.000	0.680	0.000	0.841	0.825	0.000	0.837	0.962	
Entering Leg	0	0	0	0	0	7	322	0	0	329	6	79	2	0	87	0	195	66	0	261	677	
Exiting Leg						152					201					0					324	677
Total						152					530					87					585	1354

PDI File #: 186556 II  
 Location: N: Bristol Street S: Bristol Street  
 Location: E: Hampshire Street W: Hampshire Street  
 City, State: Cambridge, MA  
 Client: VHB/ S. Mandzo-Predzic  
 Site Code: TBA  
 Count Date: Thursday, November 15, 2018  
 Start Time: 4:30 PM  
 End Time: 6:30 PM  
 Class: Light Goods Vehicle



46 Morton Street, Framingham, MA 01702  
 Office: 508-875-0100 Fax: 508-875-0118  
 Email: datarequests@pdilic.com

**Light Goods Vehicle**

	Bristol Street					Hampshire Street					Bristol Street					Hampshire Street					Total
	from North					from East					from South					from West					
	Right	Thru	Left	U-Turn	Total	Right	Thru	Left	U-Turn	Total	Right	Thru	Left	U-Turn	Total	Right	Thru	Left	U-Turn	Total	
4:30 PM	0	0	0	0	0	1	3	0	0	4	0	0	0	0	0	0	2	0	0	2	6
4:45 PM	0	0	0	0	0	0	2	0	0	2	0	0	0	0	0	0	2	0	0	2	4
<b>Total</b>	0	0	0	0	0	1	5	0	0	6	0	0	0	0	0	0	4	0	0	4	10
5:00 PM	0	0	0	0	0	0	2	0	0	2	0	1	0	0	1	0	0	2	0	2	5
5:15 PM	0	0	0	0	0	0	1	0	0	1	0	0	0	0	0	0	2	1	0	3	4
5:30 PM	0	0	0	0	0	0	4	0	0	4	0	1	0	0	1	0	1	0	0	1	6
5:45 PM	0	0	0	0	0	0	2	0	0	2	0	1	1	0	2	0	0	1	0	1	5
<b>Total</b>	0	0	0	0	0	0	9	0	0	9	0	3	1	0	4	0	3	4	0	7	20
6:00 PM	0	0	0	0	0	0	3	0	0	3	0	1	0	0	1	0	2	0	0	2	6
6:15 PM	0	0	0	0	0	0	1	0	0	1	0	1	0	0	1	0	4	1	0	5	7
<b>Total</b>	0	0	0	0	0	0	4	0	0	4	0	2	0	0	2	0	6	1	0	7	13
Grand Total	0	0	0	0	0	1	18	0	0	19	0	5	1	0	6	0	13	5	0	18	43
Approach %	0.0	0.0	0.0	0.0		5.3	94.7	0.0	0.0		0.0	83.3	16.7	0.0		0.0	72.2	27.8	0.0		
Total %	0.0	0.0	0.0	0.0	0.0	2.3	41.9	0.0	0.0	44.2	0.0	11.6	2.3	0.0	14.0	0.0	30.2	11.6	0.0	41.9	
Exiting Leg Total	11					13					0					19					43

Peak Hour Analysis from 04:30 PM to 06:30 PM begins at:

	Bristol Street					Hampshire Street					Bristol Street					Hampshire Street					Total
	from North					from East					from South					from West					
	Right	Thru	Left	U-Turn	Total	Right	Thru	Left	U-Turn	Total	Right	Thru	Left	U-Turn	Total	Right	Thru	Left	U-Turn	Total	
5:30 PM	0	0	0	0	0	0	4	0	0	4	0	1	0	0	1	0	1	0	0	1	6
5:45 PM	0	0	0	0	0	0	2	0	0	2	0	1	1	0	2	0	0	1	0	1	5
6:00 PM	0	0	0	0	0	0	3	0	0	3	0	1	0	0	1	0	2	0	0	2	6
6:15 PM	0	0	0	0	0	0	1	0	0	1	0	1	0	0	1	0	4	1	0	5	7
Total Volume	0	0	0	0	0	0	10	0	0	10	0	4	1	0	5	0	7	2	0	9	24
% Approach Total	0.0	0.0	0.0	0.0		0.0	100.0	0.0	0.0		0.0	80.0	20.0	0.0		0.0	77.8	22.2	0.0		
PHF	0.000	0.000	0.000	0.000	0.000	0.000	0.625	0.000	0.000	0.625	0.000	1.000	0.250	0.000	0.625	0.000	0.438	0.500	0.000	0.450	0.857
Entering Leg	0	0	0	0	0	0	10	0	0	10	0	4	1	0	5	0	7	2	0	9	24
Exiting Leg	6					7					0					11					24
<b>Total</b>	6					17					5					20					48

PDI File #: **186556 II**  
 Location: **N: Bristol Street S: Bristol Street**  
 Location: **E: Hampshire Street W: Hampshire Street**  
 City, State: **Cambridge, MA**  
 Client: **VHB/ S. Mandzo-Predzic**  
 Site Code: **TBA**  
 Count Date: **Thursday, November 15, 2018**  
 Start Time: **4:30 PM**  
 End Time: **6:30 PM**  
 Class:



46 Morton Street, Framingham, MA 01702  
 Office: 508-875-0100 Fax: 508-875-0118  
 Email: datarequests@pdillc.com

**Buses**

	Bristol Street					Hampshire Street					Bristol Street					Hampshire Street					Total				
	from North					from East					from South					from West									
	Right	Thru	Left	U-Turn	Total	Right	Thru	Left	U-Turn	Total	Right	Thru	Left	U-Turn	Total	Right	Thru	Left	U-Turn	Total					
4:30 PM	0	0	0	0	0	0	0	0	0	0	0	0	0	0	0	0	2	1	0	3	3				
4:45 PM	0	0	0	0	0	0	2	0	0	2	0	0	0	0	0	0	1	0	0	1	3				
Total	0	0	0	0	0	0	2	0	0	2	0	0	0	0	0	0	3	1	0	4	6				
5:00 PM	0	0	0	0	0	0	1	0	0	1	0	0	0	0	0	0	1	0	0	1	2				
5:15 PM	0	0	0	0	0	0	0	0	0	0	0	0	0	0	0	0	1	0	0	1	1				
5:30 PM	0	0	0	0	0	0	2	0	0	2	0	0	0	0	0	0	1	0	0	1	3				
5:45 PM	0	0	0	0	0	0	2	0	0	2	0	0	0	0	0	0	0	1	0	1	3				
Total	0	0	0	0	0	0	5	0	0	5	0	0	0	0	0	0	3	1	0	4	9				
6:00 PM	0	0	0	0	0	0	1	0	0	1	0	0	0	0	0	0	1	0	0	1	2				
6:15 PM	0	0	0	0	0	0	2	0	0	2	0	0	0	0	0	0	1	0	0	1	3				
Total	0	0	0	0	0	0	3	0	0	3	0	0	0	0	0	0	2	0	0	2	5				
Grand Total	0	0	0	0	0	0	10	0	0	10	0	0	0	0	0	0	8	2	0	10	20				
Approach %	0.0	0.0	0.0	0.0		0.0	100.0	0.0	0.0		0.0	0.0	0.0	0.0		0.0	80.0	20.0	0.0						
Total %	0.0	0.0	0.0	0.0	0.0	0.0	50.0	0.0	0.0	50.0	0.0	0.0	0.0	0.0	0.0	0.0	40.0	10.0	0.0	50.0					
Exiting Leg Total						2						8						0						10	20

Peak Hour Analysis from 04:30 PM to 06:30 PM begins at:

	Bristol Street					Hampshire Street					Bristol Street					Hampshire Street					Total				
	from North					from East					from South					from West									
	Right	Thru	Left	U-Turn	Total	Right	Thru	Left	U-Turn	Total	Right	Thru	Left	U-Turn	Total	Right	Thru	Left	U-Turn	Total					
5:30 PM	0	0	0	0	0	0	2	0	0	2	0	0	0	0	0	0	1	0	0	1	3				
5:45 PM	0	0	0	0	0	0	2	0	0	2	0	0	0	0	0	0	0	1	0	1	3				
6:00 PM	0	0	0	0	0	0	1	0	0	1	0	0	0	0	0	0	1	0	0	1	2				
6:15 PM	0	0	0	0	0	0	2	0	0	2	0	0	0	0	0	0	1	0	0	1	3				
Total Volume	0	0	0	0	0	0	7	0	0	7	0	0	0	0	0	0	3	1	0	4	11				
% Approach Total	0.0	0.0	0.0	0.0		0.0	100.0	0.0	0.0		0.0	0.0	0.0	0.0		0.0	75.0	25.0	0.0						
PHF	0.000	0.000	0.000	0.000	0.000	0.000	0.875	0.000	0.000	0.875	0.000	0.000	0.000	0.000	0.000	0.000	0.750	0.250	0.000	1.000	0.917				
Entering Leg	0	0	0	0	0	0	7	0	0	7	0	0	0	0	0	0	3	1	0	4	11				
Exiting Leg						1						3						0						7	11
Total						1						10						0						11	22

PDI File #: **186556 II**  
 Location: **N: Bristol Street S: Bristol Street**  
 Location: **E: Hampshire Street W: Hampshire Street**  
 City, State: **Cambridge, MA**  
 Client: **VHB/ S. Mandzo-Predzic**  
 Site Code: **TBA**  
 Count Date: **Thursday, November 15, 2018**  
 Start Time: **4:30 PM**  
 End Time: **6:30 PM**  
 Class:



46 Morton Street, Framingham, MA 01702  
 Office: 508-875-0100 Fax: 508-875-0118  
 Email: datarequests@pdillc.com

**Single-Unit Trucks**

	Bristol Street					Hampshire Street					Bristol Street					Hampshire Street					Total					
	from North					from East					from South					from West										
	Right	Thru	Left	U-Turn	Total	Right	Thru	Left	U-Turn	Total	Right	Thru	Left	U-Turn	Total	Right	Thru	Left	U-Turn	Total						
4:30 PM	0	0	0	0	0	0	2	0	0	2	0	0	0	0	0	0	1	0	0	1	3					
4:45 PM	0	0	0	0	0	0	2	0	0	2	0	0	2	0	2	0	0	1	0	1	5					
Total	0	0	0	0	0	0	4	0	0	4	0	0	2	0	2	0	1	1	0	2	8					
5:00 PM	0	0	0	0	0	0	1	0	0	1	0	0	0	0	0	0	2	0	0	2	3					
5:15 PM	0	0	0	0	0	0	0	0	0	0	0	0	0	0	0	0	1	1	0	2	2					
5:30 PM	0	0	0	0	0	0	0	0	0	0	0	0	0	0	0	0	1	1	0	2	2					
5:45 PM	0	0	0	0	0	0	0	0	0	0	0	0	0	0	0	0	1	0	0	1	1					
Total	0	0	0	0	0	0	1	0	0	1	0	0	0	0	0	0	5	2	0	7	8					
6:00 PM	0	0	0	0	0	0	0	0	0	0	0	0	0	0	0	0	1	0	0	1	1					
6:15 PM	0	0	0	0	0	0	1	0	0	1	0	0	0	0	0	0	0	0	0	0	1					
Total	0	0	0	0	0	0	1	0	0	1	0	0	0	0	0	0	1	0	0	1	2					
Grand Total	0	0	0	0	0	0	6	0	0	6	0	0	2	0	2	0	7	3	0	10	18					
Approach %	0.0	0.0	0.0	0.0		0.0	100.0	0.0	0.0		0.0	0.0	100.0	0.0		0.0	70.0	30.0	0.0							
Total %	0.0	0.0	0.0	0.0	0.0	0.0	33.3	0.0	0.0	33.3	0.0	0.0	11.1	0.0	11.1	0.0	38.9	16.7	0.0	55.6						
Exiting Leg Total						3					7					0					8					18

**Peak Hour Analysis from 04:30 PM to 06:30 PM begins at:**

	Bristol Street					Hampshire Street					Bristol Street					Hampshire Street					Total					
	from North					from East					from South					from West										
	Right	Thru	Left	U-Turn	Total	Right	Thru	Left	U-Turn	Total	Right	Thru	Left	U-Turn	Total	Right	Thru	Left	U-Turn	Total						
4:30 PM	0	0	0	0	0	0	2	0	0	2	0	0	0	0	0	0	1	0	0	1	3					
4:45 PM	0	0	0	0	0	0	2	0	0	2	0	0	2	0	2	0	0	1	0	1	5					
5:00 PM	0	0	0	0	0	0	1	0	0	1	0	0	0	0	0	0	2	0	0	2	3					
5:15 PM	0	0	0	0	0	0	0	0	0	0	0	0	0	0	0	0	1	1	0	2	2					
Total Volume	0	0	0	0	0	0	5	0	0	5	0	0	2	0	2	0	4	2	0	6	13					
% Approach Total	0.0	0.0	0.0	0.0		0.0	100.0	0.0	0.0		0.0	0.0	100.0	0.0		0.0	66.7	33.3	0.0							
PHF	0.000	0.000	0.000	0.000	0.000	0.000	0.625	0.000	0.000	0.625	0.000	0.000	0.250	0.000	0.250	0.000	0.500	0.500	0.000	0.750	0.650					
Entering Leg	0	0	0	0	0	0	5	0	0	5	0	0	2	0	2	0	4	2	0	6	13					
Exiting Leg						2					4					0					7					13
Total						2					9					2					13					26

PDI File #: **186556 II**  
 Location: **N: Bristol Street S: Bristol Street**  
 Location: **E: Hampshire Street W: Hampshire Street**  
 City, State: **Cambridge, MA**  
 Client: **VHB/ S. Mandzo-Prelidzic**  
 Site Code: **TBA**  
 Count Date: **Thursday, November 15, 2018**  
 Start Time: **4:30 PM**  
 End Time: **6:30 PM**  
 Class:



**Articulated Trucks**

	Bristol Street					Hampshire Street					Bristol Street					Hampshire Street					Total			
	from North					from East					from South					from West								
	Right	Thru	Left	U-Turn	Total	Right	Thru	Left	U-Turn	Total	Right	Thru	Left	U-Turn	Total	Right	Thru	Left	U-Turn	Total				
4:30 PM	0	0	0	0	0	0	0	0	0	0	0	0	0	0	0	0	0	0	0	0	0	0	0	0
4:45 PM	0	0	0	0	0	0	0	0	0	0	0	0	0	0	0	0	0	0	0	0	0	0	0	0
Total	0	0	0	0	0	0	0	0	0	0	0	0	0	0	0	0	0	0	0	0	0	0	0	0
5:00 PM	0	0	0	0	0	0	0	0	0	0	0	0	0	0	0	0	0	0	0	0	0	0	0	0
5:15 PM	0	0	0	0	0	0	0	0	0	0	0	0	0	0	0	0	0	0	0	0	0	0	0	0
5:30 PM	0	0	0	0	0	0	0	0	0	0	0	0	0	0	0	0	0	0	0	0	0	0	0	0
5:45 PM	0	0	0	0	0	0	1	0	0	1	0	0	0	0	0	0	0	0	0	0	0	0	0	1
Total	0	0	0	0	0	0	1	0	0	1	0	0	0	0	0	0	0	0	0	0	0	0	0	1
6:00 PM	0	0	0	0	0	0	0	0	0	0	0	0	0	0	0	0	0	0	0	0	0	0	0	0
6:15 PM	0	0	0	0	0	0	0	0	0	0	0	0	0	0	0	0	0	0	0	0	0	0	0	0
Total	0	0	0	0	0	0	0	0	0	0	0	0	0	0	0	0	0	0	0	0	0	0	0	0
Grand Total	0	0	0	0	0	0	1	0	0	1	0	0	0	0	0	0	0	0	0	0	0	0	0	1
Approach %	0.0	0.0	0.0	0.0		0.0	100.0	0.0	0.0		0.0	0.0	0.0	0.0		0.0	0.0	0.0	0.0		0.0	0.0	0.0	
Total %	0.0	0.0	0.0	0.0	0.0	0.0	100.0	0.0	0.0	100.0	0.0	0.0	0.0	0.0	0.0	0.0	0.0	0.0	0.0	0.0	0.0	0.0	0.0	
Exiting Leg Total						0					0										1	1		

Peak Hour Analysis from 04:30 PM to 06:30 PM begins at:

5:00 PM	Bristol Street					Hampshire Street					Bristol Street					Hampshire Street					Total						
	from North					from East					from South					from West											
	Right	Thru	Left	U-Turn	Total	Right	Thru	Left	U-Turn	Total	Right	Thru	Left	U-Turn	Total	Right	Thru	Left	U-Turn	Total							
5:00 PM	0	0	0	0	0	0	0	0	0	0	0	0	0	0	0	0	0	0	0	0	0	0	0	0			
5:15 PM	0	0	0	0	0	0	0	0	0	0	0	0	0	0	0	0	0	0	0	0	0	0	0	0			
5:30 PM	0	0	0	0	0	0	0	0	0	0	0	0	0	0	0	0	0	0	0	0	0	0	0	0			
5:45 PM	0	0	0	0	0	0	1	0	0	1	0	0	0	0	0	0	0	0	0	0	0	0	0	1			
Total Volume	0	0	0	0	0	0	1	0	0	1	0	0	0	0	0	0	0	0	0	0	0	0	0	1			
% Approach Total	0.0	0.0	0.0	0.0		0.0	100.0	0.0	0.0		0.0	0.0	0.0	0.0		0.0	0.0	0.0	0.0		0.0	0.0	0.0				
PHF	0.000	0.000	0.000	0.000	0.000	0.000	0.250	0.000	0.000	0.250	0.000	0.000	0.000	0.000	0.000	0.000	0.000	0.000	0.000	0.000	0.000	0.000	0.000	0.250			
Entering Leg	0	0	0	0	0	0	1	0	0	1	0	0	0	0	0	0	0	0	0	0	0	0	0	1			
Exiting Leg						0					0										1	1					
Total						0					1					0										1	2

PDI File #: 186556 II  
 Location: N: Bristol Street S: Bristol Street  
 Location: E: Hampshire Street W: Hampshire Street  
 City, State: Cambridge, MA  
 Client: VHB/ S. Mandzo-Predzic  
 Site Code: TBA  
 Count Date: Thursday, November 15, 2018  
 Start Time: 4:30 PM  
 End Time: 6:30 PM  
 Class:



46 Morton Street, Framingham, MA 01702  
 Office: 508-875-0100 Fax: 508-875-0118  
 Email: datarequests@pdilic.com

**Bicycles (on Roadway and Crosswalks)**

	Bristol Street								Hampshire Street								Bristol Street								Hampshire Street								Total
	from North								from East								from South								from West								
	Right	Thru	Left	U-Turn	CW-EB	CW-WB	Total		Right	Thru	Left	U-Turn	CW-SB	CW-NB	Total		Right	Thru	Left	U-Turn	CW-WB	CW-EB	Total		Right	Thru	Left	U-Turn	CW-NB	CW-SB	Total		
4:30 PM	0	0	0	0	0	0	0	0	22	0	0	0	0	22		0	1	0	0	0	0	0	1	0	3	0	0	0	0	3		26	
4:45 PM	0	0	0	0	0	0	0	0	30	0	0	0	0	30		0	1	0	0	0	0	0	1	0	3	0	0	0	0	3		34	
Total	0	0	0	0	0	0	0	0	52	0	0	0	0	52		0	2	0	0	0	0	0	2	0	6	0	0	0	0	6		60	
5:00 PM	1	0	0	0	0	0	1	0	43	0	0	0	0	43		0	1	2	0	0	0	0	3	0	3	0	0	0	0	3		50	
5:15 PM	0	0	0	0	0	0	0	0	64	0	0	0	1	65		0	0	0	0	0	0	0	0	0	2	1	0	0	0	3		68	
5:30 PM	0	0	0	0	0	0	0	0	61	0	0	0	0	61		0	1	1	0	0	0	0	2	0	6	0	0	0	0	6		69	
5:45 PM	0	0	0	0	0	0	0	0	41	0	0	0	0	41		0	0	0	0	0	0	0	0	0	2	0	0	0	0	2		43	
Total	1	0	0	0	0	0	1	0	209	0	0	0	1	210		0	2	3	0	0	0	0	5	0	13	1	0	0	0	14		230	
6:00 PM	0	0	0	0	0	0	0	0	42	0	0	0	0	42		0	0	1	0	0	0	0	1	0	6	1	0	0	0	7		50	
6:15 PM	0	0	0	0	0	1	1	0	37	0	0	0	0	37		0	0	0	0	0	0	0	0	0	3	0	0	0	0	3		41	
Total	0	0	0	0	0	1	1	0	79	0	0	0	0	79		0	0	1	0	0	0	0	1	0	9	1	0	0	0	10		91	
Grand Total	1	0	0	0	0	1	2	0	340	0	0	0	1	341		0	4	4	0	0	0	0	8	0	28	2	0	0	0	30		381	
Approach %	50.0	0.0	0.0	0.0	0.0	50.0		0.0	99.7	0.0	0.0	0.0	0.3		0.0	50.0	50.0	0.0	0.0	0.0			0.0	93.3	6.7	0.0	0.0	0.0					
Total %	0.3	0.0	0.0	0.0	0.0	0.3	0.5	0.0	89.2	0.0	0.0	0.0	0.3	89.5		0.0	1.0	1.0	0.0	0.0	0.0	2.1		0.0	7.3	0.5	0.0	0.0	0.0	7.9			
Exiting Leg Total								7								29								0								345	381

Peak Hour Analysis from 04:30 PM to 06:30 PM begins at:

	Bristol Street								Hampshire Street								Bristol Street								Hampshire Street								Total
	from North								from East								from South								from West								
	Right	Thru	Left	U-Turn	CW-EB	CW-WB	Total		Right	Thru	Left	U-Turn	CW-SB	CW-NB	Total		Right	Thru	Left	U-Turn	CW-WB	CW-EB	Total		Right	Thru	Left	U-Turn	CW-NB	CW-SB	Total		
5:00 PM	1	0	0	0	0	0	1	0	43	0	0	0	0	43		0	1	2	0	0	0	0	3	0	3	0	0	0	0	3		50	
5:15 PM	0	0	0	0	0	0	0	0	64	0	0	0	1	65		0	0	0	0	0	0	0	0	0	2	1	0	0	0	3		68	
5:30 PM	0	0	0	0	0	0	0	0	61	0	0	0	0	61		0	1	1	0	0	0	0	2	0	6	0	0	0	0	6		69	
5:45 PM	0	0	0	0	0	0	0	0	41	0	0	0	0	41		0	0	0	0	0	0	0	0	0	2	0	0	0	0	2		43	
Total Volume	1	0	0	0	0	0	1	0	209	0	0	0	1	210		0	2	3	0	0	0	0	5	0	13	1	0	0	0	14		230	
% Approach Total	100.0	0.0	0.0	0.0	0.0	0.0		0.0	99.5	0.0	0.0	0.0	0.5		0.0	40.0	60.0	0.0	0.0	0.0			0.0	92.9	7.1	0.0	0.0	0.0					
PHF	0.250	0.000	0.000	0.000	0.000	0.250		0.000	0.816	0.000	0.000	0.250	0.808		0.000	0.500	0.375	0.000	0.000	0.000	0.417		0.000	0.542	0.250	0.000	0.000	0.000	0.583		0.833		
Entering Leg	1	0	0	0	0	0	1	0	209	0	0	0	1	210		0	2	3	0	0	0	0	5	0	13	1	0	0	0	14		230	
Exiting Leg								3								14								0								213	230
Total								4								224								5								227	460

PDI File #: **186556 II**  
 Location: **N: Bristol Street S: Bristol Street**  
 Location: **E: Hampshire Street W: Hampshire Street**  
 City, State: **Cambridge, MA**  
 Client: **VHB/ S. Mandzo-Predzic**  
 Site Code: **TBA**  
 Count Date: **Thursday, November 15, 2018**  
 Start Time: **4:30 PM**  
 End Time: **6:30 PM**  
 Class:



46 Morton Street, Framingham, MA 01702  
 Office: 508-875-0100 Fax: 508-875-0118  
 Email: datarequests@pdilic.com

**Pedestrians**

	Bristol Street							Hampshire Street							Bristol Street							Hampshire Street							Total
	from North							from East							from South							from West							
	Right	Thru	Left	U-Turn	CW-EB	CW-WB	Total	Right	Thru	Left	U-Turn	CW-SB	CW-NB	Total	Right	Thru	Left	U-Turn	CW-WB	CW-EB	Total	Right	Thru	Left	U-Turn	CW-NB	CW-SB	Total	
4:30 PM	0	0	0	0	1	9	10	0	0	0	0	4	0	4	0	0	0	0	8	3	11	0	0	0	0	0	0	0	25
4:45 PM	0	0	0	0	3	13	16	0	0	0	0	3	1	4	0	0	0	0	10	4	14	0	0	0	0	0	1	1	35
<b>Total</b>	0	0	0	0	4	22	26	0	0	0	0	7	1	8	0	0	0	0	18	7	25	0	0	0	0	0	1	1	60
5:00 PM	0	0	0	0	4	24	28	0	0	0	0	4	4	8	0	0	0	0	18	2	20	0	0	0	0	0	0	0	56
5:15 PM	0	0	0	0	6	45	51	0	0	0	0	2	6	8	0	0	0	0	16	5	21	0	0	0	0	0	0	0	80
5:30 PM	0	0	0	0	3	32	35	0	0	0	0	7	0	7	0	0	0	0	19	5	24	0	0	0	0	0	1	1	67
5:45 PM	0	0	0	0	3	29	32	0	0	0	0	0	2	2	0	0	0	0	14	3	17	0	0	0	0	0	1	1	52
<b>Total</b>	0	0	0	0	16	130	146	0	0	0	0	13	12	25	0	0	0	0	67	15	82	0	0	0	0	0	2	2	255
6:00 PM	0	0	0	0	3	24	27	0	0	0	0	2	7	9	0	0	0	0	14	2	16	0	0	0	0	1	1	2	54
6:15 PM	0	0	0	0	4	32	36	0	0	0	0	2	6	8	0	0	0	0	14	2	16	0	0	0	0	1	1	2	62
<b>Total</b>	0	0	0	0	7	56	63	0	0	0	0	4	13	17	0	0	0	0	28	4	32	0	0	0	0	2	2	4	116
<b>Grand Total</b>	0	0	0	0	27	208	235	0	0	0	0	24	26	50	0	0	0	0	113	26	139	0	0	0	0	2	5	7	431
Approach %	0	0	0	0	11.5	88.5		0	0	0	0	48	52		0	0	0	0	81.3	18.7		0	0	0	0	28.6	71.4		
Total %	0	0	0	0	6.26	48.3	54.5	0	0	0	0	5.57	6.03	11.6	0	0	0	0	26.2	6.03	32.3	0	0	0	0	0.46	1.16	1.62	
Exiting Leg Total	235							50							139							7	431						

Peak Hour Analysis from 04:30 PM to 06:30 PM begins at:

	Bristol Street							Hampshire Street							Bristol Street							Hampshire Street							Total
	from North							from East							from South							from West							
	Right	Thru	Left	U-Turn	CW-EB	CW-WB	Total	Right	Thru	Left	U-Turn	CW-SB	CW-NB	Total	Right	Thru	Left	U-Turn	CW-WB	CW-EB	Total	Right	Thru	Left	U-Turn	CW-NB	CW-SB	Total	
5:00 PM	0	0	0	0	4	24	28	0	0	0	0	4	4	8	0	0	0	0	18	2	20	0	0	0	0	0	0	0	56
5:15 PM	0	0	0	0	6	45	51	0	0	0	0	2	6	8	0	0	0	0	16	5	21	0	0	0	0	0	0	0	80
5:30 PM	0	0	0	0	3	32	35	0	0	0	0	7	0	7	0	0	0	0	19	5	24	0	0	0	0	0	1	1	67
5:45 PM	0	0	0	0	3	29	32	0	0	0	0	0	2	2	0	0	0	0	14	3	17	0	0	0	0	0	1	1	52
<b>Total Volume</b>	0	0	0	0	16	130	146	0	0	0	0	13	12	25	0	0	0	0	67	15	82	0	0	0	0	0	2	2	255
<b>% Approach Total</b>	0.0	0.0	0.0	0.0	11.0	89.0		0.0	0.0	0.0	0.0	52.0	48.0		0.0	0.0	0.0	0.0	81.7	18.3		0.0	0.0	0.0	0.0	0.0	100.0		
PHF	0.000	0.000	0.000	0.000	0.667	0.722	0.716	0.000	0.000	0.000	0.000	0.464	0.500	0.781	0.000	0.000	0.000	0.000	0.882	0.750	0.854	0.000	0.000	0.000	0.000	0.000	0.500	0.500	0.797
Entering Leg	0	0	0	0	16	130	146	0	0	0	0	13	12	25	0	0	0	0	67	15	82	0	0	0	0	0	2	2	255
Exiting Leg	146							25							82							2	255						
<b>Total</b>	292							50							164							4	510						

PDI File #: 186556 J  
 Location: N: Cardinal Medeiros Avenue S: Portland Street  
 Location: E: Hampshire Street W: Hampshire Street  
 City, State: Cambridge, MA  
 Client: VHB/ S. Mandzo-Predzic  
 Site Code: TBA  
 Count Date: Thursday, November 15, 2018  
 Start Time: 7:30 AM  
 End Time: 9:30 AM  
 Class:



46 Morton Street, Framingham, MA 01702  
 Office: 508-875-0100 Fax: 508-875-0118  
 Email: datarequests@pdilic.com

**Cars and Heavy Vehicles (Combined)**

	Cardinal Medeiros Avenue					Hampshire Street					Portland Street					Hampshire Street					Total
	from North					from East					from South					from West					
	Right	Thru	Left	U-Turn	Total	Right	Thru	Left	U-Turn	Total	Right	Thru	Left	U-Turn	Total	Right	Thru	Left	U-Turn	Total	
7:30 AM	1	72	12	0	85	8	34	1	0	43	0	40	17	0	57	16	35	5	0	56	241
7:45 AM	6	60	12	0	78	10	21	4	0	35	3	53	10	0	66	38	55	10	0	103	282
Total	7	132	24	0	163	18	55	5	0	78	3	93	27	0	123	54	90	15	0	159	523
8:00 AM	5	65	11	0	81	9	32	3	0	44	7	68	3	0	78	30	57	14	0	101	304
8:15 AM	10	60	8	0	78	17	33	1	0	51	6	64	6	0	76	44	58	7	0	109	314
8:30 AM	2	82	4	0	88	10	33	2	0	45	5	62	9	0	76	46	65	14	0	125	334
8:45 AM	2	63	7	0	72	19	18	1	0	38	4	57	7	0	68	39	53	6	0	98	276
Total	19	270	30	0	319	55	116	7	0	178	22	251	25	0	298	159	233	41	0	433	1228
9:00 AM	8	54	10	0	72	25	37	2	0	64	2	59	6	0	67	37	63	5	0	105	308
9:15 AM	6	68	5	0	79	19	32	5	0	56	7	48	12	0	67	46	68	10	0	124	326
Total	14	122	15	0	151	44	69	7	0	120	9	107	18	0	134	83	131	15	0	229	634
Grand Total	40	524	69	0	633	117	240	19	0	376	34	451	70	0	555	296	454	71	0	821	2385
Approach %	6.3	82.8	10.9	0.0		31.1	63.8	5.1	0.0		6.1	81.3	12.6	0.0		36.1	55.3	8.6	0.0		
Total %	1.7	22.0	2.9	0.0	26.5	4.9	10.1	0.8	0.0	15.8	1.4	18.9	2.9	0.0	23.3	12.4	19.0	3.0	0.0	34.4	
Exiting Leg Total	639					557					839					350					2385
Cars	37	499	64	0	600	95	209	17	0	321	32	420	66	0	518	287	425	67	0	779	2218
% Cars	92.5	95.2	92.8	0.0	94.8	81.2	87.1	89.5	0.0	85.4	94.1	93.1	94.3	0.0	93.3	97.0	93.6	94.4	0.0	94.9	93.0
Exiting Leg Total	582					521					803					312					2218
Heavy Vehicles	3	25	5	0	33	22	31	2	0	55	2	31	4	0	37	9	29	4	0	42	167
% Heavy Vehicles	7.5	4.8	7.2	0.0	5.2	18.8	12.9	10.5	0.0	14.6	5.9	6.9	5.7	0.0	6.7	3.0	6.4	5.6	0.0	5.1	7.0
Exiting Leg Total	57					36					36					38					167

Peak Hour Analysis from 07:30 AM to 09:30 AM begins at:

	Cardinal Medeiros Avenue					Hampshire Street					Portland Street					Hampshire Street					Total
	from North					from East					from South					from West					
	Right	Thru	Left	U-Turn	Total	Right	Thru	Left	U-Turn	Total	Right	Thru	Left	U-Turn	Total	Right	Thru	Left	U-Turn	Total	
8:30 AM	2	82	4	0	88	10	33	2	0	45	5	62	9	0	76	46	65	14	0	125	334
8:45 AM	2	63	7	0	72	19	18	1	0	38	4	57	7	0	68	39	53	6	0	98	276
9:00 AM	8	54	10	0	72	25	37	2	0	64	2	59	6	0	67	37	63	5	0	105	308
9:15 AM	6	68	5	0	79	19	32	5	0	56	7	48	12	0	67	46	68	10	0	124	326
Total Volume	18	267	26	0	311	73	120	10	0	203	18	226	34	0	278	168	249	35	0	452	1244
% Approach Total	5.8	85.9	8.4	0.0		36.0	59.1	4.9	0.0		6.5	81.3	12.2	0.0		37.2	55.1	7.7	0.0		
PHF	0.563	0.814	0.650	0.000	0.884	0.730	0.811	0.500	0.000	0.793	0.643	0.911	0.708	0.000	0.914	0.913	0.915	0.625	0.000	0.904	0.931
Cars	15	249	25	0	289	59	104	10	0	173	18	214	33	0	265	164	233	33	0	430	1157
Cars %	83.3	93.3	96.2	0.0	92.9	80.8	86.7	100.0	0.0	85.2	100.0	94.7	97.1	0.0	95.3	97.6	93.6	94.3	0.0	95.1	93.0
Heavy Vehicles	3	18	1	0	22	14	16	0	0	30	0	12	1	0	13	4	16	2	0	22	87
Heavy Vehicles %	16.7	6.7	3.8	0.0	7.1	19.2	13.3	0.0	0.0	14.8	0.0	5.3	2.9	0.0	4.7	2.4	6.4	5.7	0.0	4.9	7.0
Cars Enter Leg	15	249	25	0	289	59	104	10	0	173	18	214	33	0	265	164	233	33	0	430	1157
Heavy Enter Leg	3	18	1	0	22	14	16	0	0	30	0	12	1	0	13	4	16	2	0	22	87
Total Entering Leg	18	267	26	0	311	73	120	10	0	203	18	226	34	0	278	168	249	35	0	452	1244
Cars Exiting Leg	306					276					423					152					1157
Heavy Exiting Leg	28					17					22					20					87
Total Exiting Leg	334					293					445					172					1244



PDI File #: **186556 J**  
 Location: **N: Cardinal Medeiros Avenue S: Portland Street**  
 Location: **E: Hampshire Street W: Hampshire Street**  
 City, State: **Cambridge, MA**  
 Client: **VHB/ S. Mandzo-Predzic**  
 Site Code: **TBA**  
 Count Date: **Thursday, November 15, 2018**  
 Start Time: **7:30 AM**  
 End Time: **9:30 AM**  
 Class:



46 Morton Street, Framingham, MA 01702  
 Office: 508-875-0100 Fax: 508-875-0118  
 Email: datarequests@pdilic.com

**Cars-Combined (Motorcycles, Cars, Light Goods)**

	Cardinal Medeiros Avenue					Hampshire Street					Portland Street					Hampshire Street					Total
	from North					from East					from South					from West					
	Right	Thru	Left	U-Turn	Total	Right	Thru	Left	U-Turn	Total	Right	Thru	Left	U-Turn	Total	Right	Thru	Left	U-Turn	Total	
7:30 AM	1	68	10	0	79	6	30	1	0	37	0	33	15	0	48	16	31	4	0	51	215
7:45 AM	6	58	12	0	76	9	18	2	0	29	2	48	10	0	60	34	52	10	0	96	261
Total	7	126	22	0	155	15	48	3	0	66	2	81	25	0	108	50	83	14	0	147	476
8:00 AM	5	65	11	0	81	6	29	3	0	38	7	68	3	0	78	29	55	14	0	98	295
8:15 AM	10	59	6	0	75	15	28	1	0	44	5	57	5	0	67	44	54	6	0	104	290
8:30 AM	2	77	4	0	83	9	27	2	0	38	5	58	9	0	72	46	62	12	0	120	313
8:45 AM	2	59	6	0	67	16	17	1	0	34	4	53	7	0	64	38	48	6	0	92	257
Total	19	260	27	0	306	46	101	7	0	154	21	236	24	0	281	157	219	38	0	414	1155
9:00 AM	7	50	10	0	67	21	32	2	0	55	2	57	6	0	65	36	60	5	0	101	288
9:15 AM	4	63	5	0	72	13	28	5	0	46	7	46	11	0	64	44	63	10	0	117	299
Total	11	113	15	0	139	34	60	7	0	101	9	103	17	0	129	80	123	15	0	218	587
Grand Total	37	499	64	0	600	95	209	17	0	321	32	420	66	0	518	287	425	67	0	779	2218
Approach %	6.2	83.2	10.7	0.0		29.6	65.1	5.3	0.0		6.2	81.1	12.7	0.0		36.8	54.6	8.6	0.0		
Total %	1.7	22.5	2.9	0.0	27.1	4.3	9.4	0.8	0.0	14.5	1.4	18.9	3.0	0.0	23.4	12.9	19.2	3.0	0.0	35.1	
Exiting Leg Total	582					521					803					312					2218

Peak Hour Analysis from 07:30 AM to 09:30 AM begins at:

7:45 AM	Cardinal Medeiros Avenue					Hampshire Street					Portland Street					Hampshire Street					Total
	from North					from East					from South					from West					
	Right	Thru	Left	U-Turn	Total	Right	Thru	Left	U-Turn	Total	Right	Thru	Left	U-Turn	Total	Right	Thru	Left	U-Turn	Total	
7:45 AM	6	58	12	0	76	9	18	2	0	29	2	48	10	0	60	34	52	10	0	96	261
8:00 AM	5	65	11	0	81	6	29	3	0	38	7	68	3	0	78	29	55	14	0	98	295
8:15 AM	10	59	6	0	75	15	28	1	0	44	5	57	5	0	67	44	54	6	0	104	290
8:30 AM	2	77	4	0	83	9	27	2	0	38	5	58	9	0	72	46	62	12	0	120	313
Total Volume	23	259	33	0	315	39	102	8	0	149	19	231	27	0	277	153	223	42	0	418	1159
% Approach Total	7.3	82.2	10.5	0.0		26.2	68.5	5.4	0.0		6.9	83.4	9.7	0.0		36.6	53.3	10.0	0.0		
PHF	0.575	0.841	0.688	0.000	0.949	0.650	0.879	0.667	0.000	0.847	0.679	0.849	0.675	0.000	0.888	0.832	0.899	0.750	0.000	0.871	0.926
Entering Leg	23	259	33	0	315	39	102	8	0	149	19	231	27	0	277	153	223	42	0	418	1159
Exiting Leg	312					275					420					152					1159
Total	627					424					697					570					2318

PDI File #: 186556 J  
 Location: N: Cardinal Medeiros Avenue S: Portland Street  
 Location: E: Hampshire Street W: Hampshire Street  
 City, State: Cambridge, MA  
 Client: VHB/ S. Mandzo-Predzic  
 Site Code: TBA  
 Count Date: Thursday, November 15, 2018  
 Start Time: 7:30 AM  
 End Time: 9:30 AM  
 Class:



46 Morton Street, Framingham, MA 01702  
 Office: 508-875-0100 Fax: 508-875-0118  
 Email: datarequests@pdilic.com

**Heavy Vehicles-Combined (Buses, Single-Unit Trucks, Articulated Trucks)**

	Cardinal Medeiros Avenue					Hampshire Street					Portland Street					Hampshire Street					Total
	from North					from East					from South					from West					
	Right	Thru	Left	U-Turn	Total	Right	Thru	Left	U-Turn	Total	Right	Thru	Left	U-Turn	Total	Right	Thru	Left	U-Turn	Total	
7:30 AM	0	4	2	0	6	2	4	0	0	6	0	7	2	0	9	0	4	1	0	5	26
7:45 AM	0	2	0	0	2	1	3	2	0	6	1	5	0	0	6	4	3	0	0	7	21
<b>Total</b>	0	6	2	0	8	3	7	2	0	12	1	12	2	0	15	4	7	1	0	12	47
8:00 AM	0	0	0	0	0	3	3	0	0	6	0	0	0	0	0	1	2	0	0	3	9
8:15 AM	0	1	2	0	3	2	5	0	0	7	1	7	1	0	9	0	4	1	0	5	24
8:30 AM	0	5	0	0	5	1	6	0	0	7	0	4	0	0	4	0	3	2	0	5	21
8:45 AM	0	4	1	0	5	3	1	0	0	4	0	4	0	0	4	1	5	0	0	6	19
<b>Total</b>	0	10	3	0	13	9	15	0	0	24	1	15	1	0	17	2	14	3	0	19	73
9:00 AM	1	4	0	0	5	4	5	0	0	9	0	2	0	0	2	1	3	0	0	4	20
9:15 AM	2	5	0	0	7	6	4	0	0	10	0	2	1	0	3	2	5	0	0	7	27
<b>Total</b>	3	9	0	0	12	10	9	0	0	19	0	4	1	0	5	3	8	0	0	11	47
<b>Grand Total</b>	3	25	5	0	33	22	31	2	0	55	2	31	4	0	37	9	29	4	0	42	167
<b>Approach %</b>	9.1	75.8	15.2	0.0		40.0	56.4	3.6	0.0		5.4	83.8	10.8	0.0		21.4	69.0	9.5	0.0		
<b>Total %</b>	1.8	15.0	3.0	0.0	19.8	13.2	18.6	1.2	0.0	32.9	1.2	18.6	2.4	0.0	22.2	5.4	17.4	2.4	0.0	25.1	
<b>Exiting Leg Total</b>	57					36					36					38					167
Buses	0	3	0	0	3	1	16	0	0	17	1	13	0	0	14	0	17	0	0	17	51
% Buses	0.0	12.0	0.0	0.0	9.1	4.5	51.6	0.0	0.0	30.9	50.0	41.9	0.0	0.0	37.8	0.0	58.6	0.0	0.0	40.5	30.5
<b>Exiting Leg Total</b>	14					18					3					16					51
Single-Unit Trucks	2	22	5	0	29	20	14	2	0	36	1	18	3	0	22	9	11	3	0	23	110
% Single-Unit	66.7	88.0	100.0	0.0	87.9	90.9	45.2	100.0	0.0	65.5	50.0	58.1	75.0	0.0	59.5	100.0	37.9	75.0	0.0	54.8	65.9
<b>Exiting Leg Total</b>	41					17					33					19					110
Articulated Trucks	1	0	0	0	1	1	1	0	0	2	0	0	1	0	1	0	1	1	0	2	6
% Articulated	33.3	0.0	0.0	0.0	3.0	4.5	3.2	0.0	0.0	3.6	0.0	0.0	25.0	0.0	2.7	0.0	3.4	25.0	0.0	4.8	3.6
<b>Exiting Leg Total</b>	2					1					0					3					6

Peak Hour Analysis from 07:30 AM to 09:30 AM begins at:

	Cardinal Medeiros Avenue					Hampshire Street					Portland Street					Hampshire Street					Total
	from North					from East					from South					from West					
	Right	Thru	Left	U-Turn	Total	Right	Thru	Left	U-Turn	Total	Right	Thru	Left	U-Turn	Total	Right	Thru	Left	U-Turn	Total	
8:30 AM	0	5	0	0	5	1	6	0	0	7	0	4	0	0	4	0	3	2	0	5	21
8:45 AM	0	4	1	0	5	3	1	0	0	4	0	4	0	0	4	1	5	0	0	6	19
9:00 AM	1	4	0	0	5	4	5	0	0	9	0	2	0	0	2	1	3	0	0	4	20
9:15 AM	2	5	0	0	7	6	4	0	0	10	0	2	1	0	3	2	5	0	0	7	27
<b>Total Volume</b>	3	18	1	0	22	14	16	0	0	30	0	12	1	0	13	4	16	2	0	22	87
<b>% Approach Total</b>	13.6	81.8	4.5	0.0		46.7	53.3	0.0	0.0		0.0	92.3	7.7	0.0		18.2	72.7	9.1	0.0		
<b>PHF</b>	0.375	0.900	0.250	0.000	0.786	0.583	0.667	0.000	0.000	0.750	0.000	0.750	0.250	0.000	0.813	0.500	0.800	0.250	0.000	0.786	0.806
Buses	0	2	0	0	2	1	8	0	0	9	0	7	0	0	7	0	8	0	0	8	26
Buses %	0.0	11.1	0.0	0.0	9.1	7.1	50.0	0.0	0.0	30.0	0.0	58.3	0.0	0.0	53.8	0.0	50.0	0.0	0.0	36.4	29.9
Single-Unit Trucks	2	16	1	0	19	12	8	0	0	20	0	5	1	0	6	4	7	2	0	13	58
Single-Unit %	66.7	88.9	100.0	0.0	86.4	85.7	50.0	0.0	0.0	66.7	0.0	41.7	100.0	0.0	46.2	100.0	43.8	100.0	0.0	59.1	66.7
Articulated Trucks	1	0	0	0	1	1	0	0	0	1	0	0	0	0	0	0	1	0	0	1	3
Articulated %	33.3	0.0	0.0	0.0	4.5	7.1	0.0	0.0	0.0	3.3	0.0	0.0	0.0	0.0	0.0	0.0	6.3	0.0	0.0	4.5	3.4
Buses	0	2	0	0	2	1	8	0	0	9	0	7	0	0	7	0	8	0	0	8	26
Single-Unit Trucks	2	16	1	0	19	12	8	0	0	20	0	5	1	0	6	4	7	2	0	13	58
Articulated Trucks	1	0	0	0	1	1	0	0	0	1	0	0	0	0	0	0	1	0	0	1	3
<b>Total Entering Leg</b>	3	18	1	0	22	14	16	0	0	30	0	12	1	0	13	4	16	2	0	22	87
Buses	8					8					2					8					26
Single-Unit Trucks	19					8					20					11					58
Articulated Trucks	1					1					0					1					3
<b>Total Exiting Leg</b>	28					17					22					20					87

PDI File #: **186556 J**  
 Location: **N: Cardinal Medeiros Avenue S: Portland Street**  
 Location: **E: Hampshire Street W: Hampshire Street**  
 City, State: **Cambridge, MA**  
 Client: **VHB/ S. Mandzo-Predzic**  
 Site Code: **TBA**  
 Count Date: **Thursday, November 15, 2018**  
 Start Time: **7:30 AM**  
 End Time: **9:30 AM**  
 Class:



46 Morton Street, Framingham, MA 01702  
 Office: 508-875-0100 Fax: 508-875-0118  
 Email: datarequests@pdilic.com

**Cars**

	Cardinal Medeiros Avenue					Hampshire Street					Portland Street					Hampshire Street					Total
	from North					from East					from South					from West					
	Right	Thru	Left	U-Turn	Total	Right	Thru	Left	U-Turn	Total	Right	Thru	Left	U-Turn	Total	Right	Thru	Left	U-Turn	Total	
7:30 AM	1	67	9	0	77	3	27	1	0	31	0	29	14	0	43	16	30	4	0	50	201
7:45 AM	5	52	12	0	69	5	15	2	0	22	0	44	10	0	54	33	50	10	0	93	238
Total	6	119	21	0	146	8	42	3	0	53	0	73	24	0	97	49	80	14	0	143	439
8:00 AM	5	63	9	0	77	4	27	2	0	33	0	61	3	0	64	27	53	14	0	94	268
8:15 AM	8	56	5	0	69	13	27	1	0	41	3	54	5	0	62	42	48	5	0	95	267
8:30 AM	1	72	4	0	77	9	26	1	0	36	5	54	8	0	67	45	57	11	0	113	293
8:45 AM	2	52	6	0	60	14	15	1	0	30	4	48	7	0	59	36	47	5	0	88	237
Total	16	243	24	0	283	40	95	5	0	140	12	217	23	0	252	150	205	35	0	390	1065
9:00 AM	7	47	9	0	63	17	26	2	0	45	1	50	5	0	56	34	57	4	0	95	259
9:15 AM	3	60	4	0	67	11	27	2	0	40	4	45	11	0	60	42	63	8	0	113	280
Total	10	107	13	0	130	28	53	4	0	85	5	95	16	0	116	76	120	12	0	208	539
Grand Total	32	469	58	0	559	76	190	12	0	278	17	385	63	0	465	275	405	61	0	741	2043
Approach %	5.7	83.9	10.4	0.0		27.3	68.3	4.3	0.0		3.7	82.8	13.5	0.0		37.1	54.7	8.2	0.0		
Total %	1.6	23.0	2.8	0.0	27.4	3.7	9.3	0.6	0.0	13.6	0.8	18.8	3.1	0.0	22.8	13.5	19.8	3.0	0.0	36.3	
Exiting Leg Total	522					480					756					285					2043

Peak Hour Analysis from 07:30 AM to 09:30 AM begins at:

	Cardinal Medeiros Avenue					Hampshire Street					Portland Street					Hampshire Street					Total
	from North					from East					from South					from West					
	Right	Thru	Left	U-Turn	Total	Right	Thru	Left	U-Turn	Total	Right	Thru	Left	U-Turn	Total	Right	Thru	Left	U-Turn	Total	
8:30 AM	1	72	4	0	77	9	26	1	0	36	5	54	8	0	67	45	57	11	0	113	293
8:45 AM	2	52	6	0	60	14	15	1	0	30	4	48	7	0	59	36	47	5	0	88	237
9:00 AM	7	47	9	0	63	17	26	2	0	45	1	50	5	0	56	34	57	4	0	95	259
9:15 AM	3	60	4	0	67	11	27	2	0	40	4	45	11	0	60	42	63	8	0	113	280
Total Volume	13	231	23	0	267	51	94	6	0	151	14	197	31	0	242	157	224	28	0	409	1069
% Approach Total	4.9	86.5	8.6	0.0		33.8	62.3	4.0	0.0		5.8	81.4	12.8	0.0		38.4	54.8	6.8	0.0		
PHF	0.464	0.802	0.639	0.000	0.867	0.750	0.870	0.750	0.000	0.839	0.700	0.912	0.705	0.000	0.903	0.872	0.889	0.636	0.000	0.905	0.912
Entering Leg	13	231	23	0	267	51	94	6	0	151	14	197	31	0	242	157	224	28	0	409	1069
Exiting Leg	276					261					394					138					1069
Total	543					412					636					547					2138

PDI File #: **186556 J**  
 Location: **N: Cardinal Medeiros Avenue S: Portland Street**  
 Location: **E: Hampshire Street W: Hampshire Street**  
 City, State: **Cambridge, MA**  
 Client: **VHB/ S. Mandzo-Predzic**  
 Site Code: **TBA**  
 Count Date: **Thursday, November 15, 2018**  
 Start Time: **7:30 AM**  
 End Time: **9:30 AM**  
 Class: **Light Goods Vehicle**



46 Morton Street, Framingham, MA 01702  
 Office: 508-875-0100 Fax: 508-875-0118  
 Email: datarequests@pdilic.com

**Light Goods Vehicle**

	Cardinal Medeiros Avenue					Hampshire Street					Portland Street					Hampshire Street					Total
	from North					from East					from South					from West					
	Right	Thru	Left	U-Turn	Total	Right	Thru	Left	U-Turn	Total	Right	Thru	Left	U-Turn	Total	Right	Thru	Left	U-Turn	Total	
7:30 AM	0	1	1	0	2	3	3	0	0	6	0	4	1	0	5	0	1	0	0	1	14
7:45 AM	1	6	0	0	7	4	3	0	0	7	2	4	0	0	6	1	2	0	0	3	23
<b>Total</b>	<b>1</b>	<b>7</b>	<b>1</b>	<b>0</b>	<b>9</b>	<b>7</b>	<b>6</b>	<b>0</b>	<b>0</b>	<b>13</b>	<b>2</b>	<b>8</b>	<b>1</b>	<b>0</b>	<b>11</b>	<b>1</b>	<b>3</b>	<b>0</b>	<b>0</b>	<b>4</b>	<b>37</b>
8:00 AM	0	2	1	0	3	2	2	1	0	5	7	7	0	0	14	2	1	0	0	3	25
8:15 AM	2	2	1	0	5	2	1	0	0	3	2	3	0	0	5	2	5	1	0	8	21
8:30 AM	1	4	0	0	5	0	1	1	0	2	0	4	1	0	5	1	3	1	0	5	17
8:45 AM	0	7	0	0	7	2	2	0	0	4	0	5	0	0	5	2	1	1	0	4	20
<b>Total</b>	<b>3</b>	<b>15</b>	<b>2</b>	<b>0</b>	<b>20</b>	<b>6</b>	<b>6</b>	<b>2</b>	<b>0</b>	<b>14</b>	<b>9</b>	<b>19</b>	<b>1</b>	<b>0</b>	<b>29</b>	<b>7</b>	<b>10</b>	<b>3</b>	<b>0</b>	<b>20</b>	<b>83</b>
9:00 AM	0	3	1	0	4	4	6	0	0	10	1	7	1	0	9	2	3	1	0	6	29
9:15 AM	1	2	1	0	4	2	1	3	0	6	3	1	0	0	4	2	0	2	0	4	18
<b>Total</b>	<b>1</b>	<b>5</b>	<b>2</b>	<b>0</b>	<b>8</b>	<b>6</b>	<b>7</b>	<b>3</b>	<b>0</b>	<b>16</b>	<b>4</b>	<b>8</b>	<b>1</b>	<b>0</b>	<b>13</b>	<b>4</b>	<b>3</b>	<b>3</b>	<b>0</b>	<b>10</b>	<b>47</b>
Grand Total	5	27	5	0	37	19	19	5	0	43	15	35	3	0	53	12	16	6	0	34	167
Approach %	13.5	73.0	13.5	0.0		44.2	44.2	11.6	0.0		28.3	66.0	5.7	0.0		35.3	47.1	17.6	0.0		
Total %	3.0	16.2	3.0	0.0	22.2	11.4	11.4	3.0	0.0	25.7	9.0	21.0	1.8	0.0	31.7	7.2	9.6	3.6	0.0	20.4	
Exiting Leg Total	60					36					44					27					167

Peak Hour Analysis from 07:30 AM to 09:30 AM begins at:

	Cardinal Medeiros Avenue					Hampshire Street					Portland Street					Hampshire Street					Total
	from North					from East					from South					from West					
	Right	Thru	Left	U-Turn	Total	Right	Thru	Left	U-Turn	Total	Right	Thru	Left	U-Turn	Total	Right	Thru	Left	U-Turn	Total	
8:15 AM	2	2	1	0	5	2	1	0	0	3	2	3	0	0	5	2	5	1	0	8	21
8:30 AM	1	4	0	0	5	0	1	1	0	2	0	4	1	0	5	1	3	1	0	5	17
8:45 AM	0	7	0	0	7	2	2	0	0	4	0	5	0	0	5	2	1	1	0	4	20
9:00 AM	0	3	1	0	4	4	6	0	0	10	1	7	1	0	9	2	3	1	0	6	29
Total Volume	3	16	2	0	21	8	10	1	0	19	3	19	2	0	24	7	12	4	0	23	87
% Approach Total	14.3	76.2	9.5	0.0		42.1	52.6	5.3	0.0		12.5	79.2	8.3	0.0		30.4	52.2	17.4	0.0		
PHF	0.375	0.571	0.500	0.000	0.750	0.500	0.417	0.250	0.000	0.475	0.375	0.679	0.500	0.000	0.667	0.875	0.600	1.000	0.000	0.719	0.750
Entering Leg	3	16	2	0	21	8	10	1	0	19	3	19	2	0	24	7	12	4	0	23	87
Exiting Leg	31					17					24					15					87
Total	52					36					48					38					174

PDI File #: **186556 J**  
 Location: **N: Cardinal Medeiros Avenue S: Portland Street**  
 Location: **E: Hampshire Street W: Hampshire Street**  
 City, State: **Cambridge, MA**  
 Client: **VHB/ S. Mandzo-Predzic**  
 Site Code: **TBA**  
 Count Date: **Thursday, November 15, 2018**  
 Start Time: **7:30 AM**  
 End Time: **9:30 AM**  
 Class:



46 Morton Street, Framingham, MA 01702  
 Office: 508-875-0100 Fax: 508-875-0118  
 Email: datarequests@pdilic.com

**Buses**

	Cardinal Medeiros Avenue					Hampshire Street					Portland Street					Hampshire Street					Total
	from North					from East					from South					from West					
	Right	Thru	Left	U-Turn	Total	Right	Thru	Left	U-Turn	Total	Right	Thru	Left	U-Turn	Total	Right	Thru	Left	U-Turn	Total	
7:30 AM	0	1	0	0	1	0	3	0	0	3	0	3	0	0	3	0	3	0	0	3	10
7:45 AM	0	0	0	0	0	0	2	0	0	2	0	2	0	0	2	0	2	0	0	2	6
<b>Total</b>	0	1	0	0	1	0	5	0	0	5	0	5	0	0	5	0	5	0	0	5	16
8:00 AM	0	0	0	0	0	0	1	0	0	1	0	0	0	0	0	0	1	0	0	1	2
8:15 AM	0	0	0	0	0	0	2	0	0	2	1	1	0	0	2	0	3	0	0	3	7
8:30 AM	0	1	0	0	1	0	3	0	0	3	0	1	0	0	1	0	1	0	0	1	6
8:45 AM	0	0	0	0	0	1	1	0	0	2	0	4	0	0	4	0	3	0	0	3	9
<b>Total</b>	0	1	0	0	1	1	7	0	0	8	1	6	0	0	7	0	8	0	0	8	24
9:00 AM	0	0	0	0	0	0	3	0	0	3	0	1	0	0	1	0	2	0	0	2	6
9:15 AM	0	1	0	0	1	0	1	0	0	1	0	1	0	0	1	0	2	0	0	2	5
<b>Total</b>	0	1	0	0	1	0	4	0	0	4	0	2	0	0	2	0	4	0	0	4	11
<b>Grand Total</b>	0	3	0	0	3	1	16	0	0	17	1	13	0	0	14	0	17	0	0	17	51
Approach %	0.0	100.0	0.0	0.0		5.9	94.1	0.0	0.0		7.1	92.9	0.0	0.0		0.0	100.0	0.0	0.0		
Total %	0.0	5.9	0.0	0.0	5.9	2.0	31.4	0.0	0.0	33.3	2.0	25.5	0.0	0.0	27.5	0.0	33.3	0.0	0.0	33.3	
Exiting Leg Total	14					18					3					16					51

Peak Hour Analysis from 07:30 AM to 09:30 AM begins at:

	Cardinal Medeiros Avenue					Hampshire Street					Portland Street					Hampshire Street					Total
	from North					from East					from South					from West					
	Right	Thru	Left	U-Turn	Total	Right	Thru	Left	U-Turn	Total	Right	Thru	Left	U-Turn	Total	Right	Thru	Left	U-Turn	Total	
8:15 AM	0	0	0	0	0	0	2	0	0	2	1	1	0	0	2	0	3	0	0	3	7
8:30 AM	0	1	0	0	1	0	3	0	0	3	0	1	0	0	1	0	1	0	0	1	6
8:45 AM	0	0	0	0	0	1	1	0	0	2	0	4	0	0	4	0	3	0	0	3	9
9:00 AM	0	0	0	0	0	0	3	0	0	3	0	1	0	0	1	0	2	0	0	2	6
<b>Total Volume</b>	0	1	0	0	1	1	9	0	0	10	1	7	0	0	8	0	9	0	0	9	28
% Approach Total	0.0	100.0	0.0	0.0		10.0	90.0	0.0	0.0		12.5	87.5	0.0	0.0		0.0	100.0	0.0	0.0		
PHF	0.000	0.250	0.000	0.000	0.250	0.250	0.750	0.000	0.000	0.833	0.250	0.438	0.000	0.000	0.500	0.000	0.750	0.000	0.000	0.750	0.778
Entering Leg	0	1	0	0	1	1	9	0	0	10	1	7	0	0	8	0	9	0	0	9	28
Exiting Leg	8					10					1					9					28
<b>Total</b>	9					20					9					18					56

PDI File #: **186556 J**  
 Location: **N: Cardinal Medeiros Avenue S: Portland Street**  
 Location: **E: Hampshire Street W: Hampshire Street**  
 City, State: **Cambridge, MA**  
 Client: **VHB/ S. Mandzo-Predzic**  
 Site Code: **TBA**  
 Count Date: **Thursday, November 15, 2018**  
 Start Time: **7:30 AM**  
 End Time: **9:30 AM**  
 Class:



46 Morton Street, Framingham, MA 01702  
 Office: 508-875-0100 Fax: 508-875-0118  
 Email: datarequests@pdilic.com

**Single-Unit Trucks**

	Cardinal Medeiros Avenue					Hampshire Street					Portland Street					Hampshire Street					Total					
	from North					from East					from South					from West										
	Right	Thru	Left	U-Turn	Total	Right	Thru	Left	U-Turn	Total	Right	Thru	Left	U-Turn	Total	Right	Thru	Left	U-Turn	Total						
7:30 AM	0	3	2	0	5	2	0	0	0	2	0	4	2	0	6	0	1	0	0	1	14					
7:45 AM	0	2	0	0	2	1	1	2	0	4	1	3	0	0	4	4	1	0	0	5	15					
<b>Total</b>	<b>0</b>	<b>5</b>	<b>2</b>	<b>0</b>	<b>7</b>	<b>3</b>	<b>1</b>	<b>2</b>	<b>0</b>	<b>6</b>	<b>1</b>	<b>7</b>	<b>2</b>	<b>0</b>	<b>10</b>	<b>4</b>	<b>2</b>	<b>0</b>	<b>0</b>	<b>6</b>	<b>29</b>					
8:00 AM	0	0	0	0	0	3	2	0	0	5	0	0	0	0	0	1	1	0	0	2	7					
8:15 AM	0	1	2	0	3	2	3	0	0	5	0	6	0	0	6	0	1	1	0	2	16					
8:30 AM	0	4	0	0	4	1	3	0	0	4	0	3	0	0	3	0	2	2	0	4	15					
8:45 AM	0	4	1	0	5	2	0	0	0	2	0	0	0	0	0	1	1	0	0	2	9					
<b>Total</b>	<b>0</b>	<b>9</b>	<b>3</b>	<b>0</b>	<b>12</b>	<b>8</b>	<b>8</b>	<b>0</b>	<b>0</b>	<b>16</b>	<b>0</b>	<b>9</b>	<b>0</b>	<b>0</b>	<b>9</b>	<b>2</b>	<b>5</b>	<b>3</b>	<b>0</b>	<b>10</b>	<b>47</b>					
9:00 AM	1	4	0	0	5	4	2	0	0	6	0	1	0	0	1	1	1	0	0	2	14					
9:15 AM	1	4	0	0	5	5	3	0	0	8	0	1	1	0	2	2	3	0	0	5	20					
<b>Total</b>	<b>2</b>	<b>8</b>	<b>0</b>	<b>0</b>	<b>10</b>	<b>9</b>	<b>5</b>	<b>0</b>	<b>0</b>	<b>14</b>	<b>0</b>	<b>2</b>	<b>1</b>	<b>0</b>	<b>3</b>	<b>3</b>	<b>4</b>	<b>0</b>	<b>0</b>	<b>7</b>	<b>34</b>					
<b>Grand Total</b>	<b>2</b>	<b>22</b>	<b>5</b>	<b>0</b>	<b>29</b>	<b>20</b>	<b>14</b>	<b>2</b>	<b>0</b>	<b>36</b>	<b>1</b>	<b>18</b>	<b>3</b>	<b>0</b>	<b>22</b>	<b>9</b>	<b>11</b>	<b>3</b>	<b>0</b>	<b>23</b>	<b>110</b>					
Approach %	6.9	75.9	17.2	0.0		55.6	38.9	5.6	0.0		4.5	81.8	13.6	0.0		39.1	47.8	13.0	0.0							
Total %	1.8	20.0	4.5	0.0	26.4	18.2	12.7	1.8	0.0	32.7	0.9	16.4	2.7	0.0	20.0	8.2	10.0	2.7	0.0	20.9						
Exiting Leg Total						41					17					33					19					110

Peak Hour Analysis from 07:30 AM to 09:30 AM begins at:

	Cardinal Medeiros Avenue					Hampshire Street					Portland Street					Hampshire Street					Total
	from North					from East					from South					from West					
	Right	Thru	Left	U-Turn	Total	Right	Thru	Left	U-Turn	Total	Right	Thru	Left	U-Turn	Total	Right	Thru	Left	U-Turn	Total	
8:30 AM	0	4	0	0	4	1	3	0	0	4	0	3	0	0	3	0	2	2	0	4	15
8:45 AM	0	4	1	0	5	2	0	0	0	2	0	0	0	0	0	1	1	0	0	2	9
9:00 AM	1	4	0	0	5	4	2	0	0	6	0	1	0	0	1	1	1	0	0	2	14
9:15 AM	1	4	0	0	5	5	3	0	0	8	0	1	1	0	2	2	3	0	0	5	20
<b>Total Volume</b>	<b>2</b>	<b>16</b>	<b>1</b>	<b>0</b>	<b>19</b>	<b>12</b>	<b>8</b>	<b>0</b>	<b>0</b>	<b>20</b>	<b>0</b>	<b>5</b>	<b>1</b>	<b>0</b>	<b>6</b>	<b>4</b>	<b>7</b>	<b>2</b>	<b>0</b>	<b>13</b>	<b>58</b>
% Approach Total	10.5	84.2	5.3	0.0		60.0	40.0	0.0	0.0		0.0	83.3	16.7	0.0		30.8	53.8	15.4	0.0		
PHF	0.500	1.000	0.250	0.000	0.950	0.600	0.667	0.000	0.000	0.625	0.000	0.417	0.250	0.000	0.500	0.500	0.583	0.250	0.000	0.650	0.725
Entering Leg	2					12					0					4					58
Exiting Leg	19					8					20					11					58
<b>Total</b>	<b>38</b>					<b>28</b>					<b>26</b>					<b>24</b>					<b>116</b>

PDI File #: **186556 J**  
 Location: **N: Cardinal Medeiros Avenue S: Portland Street**  
 Location: **E: Hampshire Street W: Hampshire Street**  
 City, State: **Cambridge, MA**  
 Client: **VHB/ S. Mandzo-Predzic**  
 Site Code: **TBA**  
 Count Date: **Thursday, November 15, 2018**  
 Start Time: **7:30 AM**  
 End Time: **9:30 AM**  
 Class:



46 Morton Street, Framingham, MA 01702  
 Office: 508-875-0100 Fax: 508-875-0118  
 Email: datarequests@pdillc.com

**Articulated Trucks**

	Cardinal Medeiros Avenue					Hampshire Street					Portland Street					Hampshire Street					Total	
	from North					from East					from South					from West						
	Right	Thru	Left	U-Turn	Total	Right	Thru	Left	U-Turn	Total	Right	Thru	Left	U-Turn	Total	Right	Thru	Left	U-Turn	Total		
7:30 AM	0	0	0	0	0	0	1	0	0	1	0	0	0	0	0	0	0	1	0	1	2	
7:45 AM	0	0	0	0	0	0	0	0	0	0	0	0	0	0	0	0	0	0	0	0	0	
Total	0	0	0	0	0	0	1	0	0	1	0	0	0	0	0	0	0	1	0	1	2	
8:00 AM	0	0	0	0	0	0	0	0	0	0	0	0	0	0	0	0	0	0	0	0	0	
8:15 AM	0	0	0	0	0	0	0	0	0	0	0	0	1	0	1	0	0	0	0	0	1	
8:30 AM	0	0	0	0	0	0	0	0	0	0	0	0	0	0	0	0	0	0	0	0	0	
8:45 AM	0	0	0	0	0	0	0	0	0	0	0	0	0	0	0	0	1	0	0	1	1	
Total	0	0	0	0	0	0	0	0	0	0	0	0	1	0	1	0	1	0	0	1	2	
9:00 AM	0	0	0	0	0	0	0	0	0	0	0	0	0	0	0	0	0	0	0	0	0	
9:15 AM	1	0	0	0	1	1	0	0	0	1	0	0	0	0	0	0	0	0	0	0	2	
Total	1	0	0	0	1	1	0	0	0	1	0	0	0	0	0	0	0	0	0	0	2	
Grand Total	1	0	0	0	1	1	1	0	0	2	0	0	1	0	1	0	1	1	0	2	6	
Approach %	100.0	0.0	0.0	0.0		50.0	50.0	0.0	0.0		0.0	0.0	100.0	0.0		0.0	50.0	50.0	0.0			
Total %	16.7	0.0	0.0	0.0	16.7	16.7	16.7	0.0	0.0	33.3	0.0	0.0	16.7	0.0	16.7	0.0	16.7	16.7	0.0	33.3		
Exiting Leg Total						2					1					0					3	6

Peak Hour Analysis from 07:30 AM to 09:30 AM begins at:

	Cardinal Medeiros Avenue					Hampshire Street					Portland Street					Hampshire Street					Total
	from North					from East					from South					from West					
	Right	Thru	Left	U-Turn	Total	Right	Thru	Left	U-Turn	Total	Right	Thru	Left	U-Turn	Total	Right	Thru	Left	U-Turn	Total	
7:30 AM	0	0	0	0	0	0	1	0	0	1	0	0	0	0	0	0	0	1	0	1	2
7:45 AM	0	0	0	0	0	0	0	0	0	0	0	0	0	0	0	0	0	0	0	0	0
8:00 AM	0	0	0	0	0	0	0	0	0	0	0	0	0	0	0	0	0	0	0	0	0
8:15 AM	0	0	0	0	0	0	0	0	0	0	0	0	1	0	1	0	0	0	0	0	1
Total Volume	0	0	0	0	0	0	1	0	0	1	0	0	1	0	1	0	0	1	0	1	3
% Approach Total	0.0	0.0	0.0	0.0		0.0	100.0	0.0	0.0		0.0	0.0	100.0	0.0		0.0	0.0	100.0	0.0		
PHF	0.000	0.000	0.000	0.000	0.000	0.000	0.250	0.000	0.000	0.250	0.000	0.000	0.250	0.000	0.250	0.000	0.000	0.250	0.000	0.250	0.375
Entering Leg	0	0	0	0	0	0	1	0	0	1	0	0	1	0	1	0	0	1	0	1	3
Exiting Leg						1					0					2					3
Total						1					1					3					6

PDI File #: **186556 J**  
 Location: **N: Cardinal Medeiros Avenue S: Portland Street**  
 Location: **E: Hampshire Street W: Hampshire Street**  
 City, State: **Cambridge, MA**  
 Client: **VHB/ S. Mandzo-Predzic**  
 Site Code: **TBA**  
 Count Date: **Thursday, November 15, 2018**  
 Start Time: **7:30 AM**  
 End Time: **9:30 AM**  
 Class:



46 Morton Street, Framingham, MA 01702  
 Office: 508-875-0100 Fax: 508-875-0118  
 Email: datarequests@pdilic.com

**Bicycles (on Roadway and Crosswalks)**

	Cardinal Medeiros Avenue							Hampshire Street							Portland Street							Hampshire Street							Total	
	from North							from East							from South							from West								
	Right	Thru	Left	U-Turn	CW-EB	CW-WB	Total	Right	Thru	Left	U-Turn	CW-SB	CW-NB	Total	Right	Thru	Left	U-Turn	CW-WB	CW-EB	Total	Right	Thru	Left	U-Turn	CW-NB	CW-SB	Total		
7:30 AM	0	5	1	0	0	0	6	0	0	0	0	0	0	0	1	0	0	0	0	0	0	1	2	23	0	0	0	0	25	32
7:45 AM	0	4	2	0	0	0	6	0	2	0	0	1	1	4	0	0	0	0	0	0	0	5	22	0	0	0	0	27	37	
Total	0	9	3	0	0	0	12	0	2	0	0	1	1	4	1	0	0	0	0	0	1	7	45	0	0	0	0	52	69	
8:00 AM	0	4	0	0	0	0	4	0	1	0	0	1	1	3	0	0	0	0	0	0	0	0	40	0	0	0	0	40	47	
8:15 AM	0	3	0	0	0	0	3	0	0	0	0	0	1	1	1	1	0	0	0	0	0	2	6	48	0	0	0	0	54	60
8:30 AM	0	4	4	0	0	0	8	0	2	0	0	0	1	3	1	0	0	0	0	0	1	1	55	0	0	0	1	57	69	
8:45 AM	0	8	3	0	0	0	11	0	3	0	0	0	1	4	1	4	0	0	1	0	6	5	66	0	0	0	0	71	92	
Total	0	19	7	0	0	0	26	0	6	0	0	1	4	11	3	5	0	0	1	0	9	12	209	0	0	0	1	222	268	
9:00 AM	0	1	0	0	0	0	1	0	2	0	0	0	3	5	0	0	0	0	0	0	0	3	50	0	0	0	0	53	59	
9:15 AM	0	3	0	0	0	0	3	0	0	1	0	0	5	6	1	2	0	0	0	0	3	2	48	0	0	0	0	50	62	
Total	0	4	0	0	0	0	4	0	2	1	0	0	8	11	1	2	0	0	0	0	3	5	98	0	0	0	0	103	121	
Grand Total	0	32	10	0	0	0	42	0	10	1	0	2	13	26	5	7	0	0	1	0	13	24	352	0	0	0	1	377	458	
Approach %	0.0	76.2	23.8	0.0	0.0	0.0		0.0	38.5	3.8	0.0	7.7	50.0		38.5	53.8	0.0	0.0	7.7	0.0	6.4	93.4	0.0	0.0	0.0	0.3				
Total %	0.0	7.0	2.2	0.0	0.0	0.0	9.2	0.0	2.2	0.2	0.0	0.4	2.8	5.7	1.1	1.5	0.0	0.0	0.2	0.0	2.8	5.2	76.9	0.0	0.0	0.0	0.2	82.3		
Exiting Leg Total	7							382							58							11							458	

Peak Hour Analysis from 07:30 AM to 09:30 AM begins at:

	Cardinal Medeiros Avenue							Hampshire Street							Portland Street							Hampshire Street							Total
	from North							from East							from South							from West							
	Right	Thru	Left	U-Turn	CW-EB	CW-WB	Total	Right	Thru	Left	U-Turn	CW-SB	CW-NB	Total	Right	Thru	Left	U-Turn	CW-WB	CW-EB	Total	Right	Thru	Left	U-Turn	CW-NB	CW-SB	Total	
8:30 AM	0	4	4	0	0	0	8	0	2	0	0	0	1	3	1	0	0	0	0	0	1	1	55	0	0	0	1	57	69
8:45 AM	0	8	3	0	0	0	11	0	3	0	0	0	1	4	1	4	0	0	1	0	6	5	66	0	0	0	0	71	92
9:00 AM	0	1	0	0	0	0	1	0	2	0	0	0	3	5	0	0	0	0	0	0	0	3	50	0	0	0	0	53	59
9:15 AM	0	3	0	0	0	0	3	0	0	1	0	0	5	6	1	2	0	0	0	0	3	2	48	0	0	0	0	50	62
Total Volume	0	16	7	0	0	0	23	0	7	1	0	0	10	18	3	6	0	0	1	0	10	11	219	0	0	0	1	231	282
% Approach Total	0.0	69.6	30.4	0.0	0.0	0.0		0.0	38.9	5.6	0.0	0.0	55.6		30.0	60.0	0.0	0.0	10.0	0.0	4.8	94.8	0.0	0.0	0.0	0.4			
PHF	0.000	0.500	0.438	0.000	0.000	0.000	0.523	0.000	0.583	0.250	0.000	0.000	0.500	0.750	0.750	0.375	0.000	0.000	0.250	0.000	0.417	0.550	0.830	0.000	0.000	0.000	0.250	0.813	0.766
Entering Leg	0	16	7	0	0	0	23	0	7	1	0	0	10	18	3	6	0	0	1	0	10	11	219	0	0	0	1	231	282
Exiting Leg	6							239							29							8							282
Total	29							257							39							239							564



PDI File #: **186556 J**  
 Location: **N: Cardinal Medeiros Avenue S: Portland Street**  
 Location: **E: Hampshire Street W: Hampshire Street**  
 City, State: **Cambridge, MA**  
 Client: **VHB/ S. Mandzo-Predzic**  
 Site Code: **TBA**  
 Count Date: **Thursday, November 15, 2018**  
 Start Time: **7:30 AM**  
 End Time: **9:30 AM**  
 Class:



46 Morton Street, Framingham, MA 01702  
 Office: 508-875-0100 Fax: 508-875-0118  
 Email: datarequests@pdilic.com

**Pedestrians**

	Cardinal Medeiros Avenue							Hampshire Street							Portland Street							Hampshire Street							Total
	from North							from East							from South							from West							
	Right	Thru	Left	U-Turn	CW-EB	CW-WB	Total	Right	Thru	Left	U-Turn	CW-SB	CW-NB	Total	Right	Thru	Left	U-Turn	CW-WB	CW-EB	Total	Right	Thru	Left	U-Turn	CW-NB	CW-SB	Total	
7:30 AM	0	0	0	0	33	11	44	0	0	0	0	8	8	16	0	0	0	0	0	5	5	0	0	0	0	3	14	17	82
7:45 AM	0	0	0	0	47	28	75	0	0	0	0	14	16	30	0	0	0	0	7	15	22	0	0	0	0	10	10	20	147
Total	0	0	0	0	80	39	119	0	0	0	0	22	24	46	0	0	0	0	7	20	27	0	0	0	0	13	24	37	229
8:00 AM	0	0	0	0	48	13	61	0	0	0	0	19	25	44	0	0	0	0	14	19	33	0	0	0	0	7	21	28	166
8:15 AM	0	0	0	0	84	17	101	0	0	0	0	23	30	53	0	0	0	0	11	26	37	0	0	0	0	7	25	32	223
8:30 AM	0	0	0	0	63	27	90	0	0	0	0	30	18	48	0	0	0	0	17	22	39	0	0	0	0	7	32	39	216
8:45 AM	0	0	0	0	73	27	100	0	0	0	0	41	16	57	0	0	0	0	18	18	36	0	0	0	0	6	47	53	246
Total	0	0	0	0	268	84	352	0	0	0	0	113	89	202	0	0	0	0	60	85	145	0	0	0	0	27	125	152	851
9:00 AM	0	0	0	0	48	21	69	0	0	0	0	47	20	67	0	0	0	0	19	26	45	0	0	0	0	10	38	48	229
9:15 AM	0	0	0	0	55	21	76	0	0	0	0	25	19	44	0	0	0	0	9	17	26	0	0	0	0	9	43	52	198
Total	0	0	0	0	103	42	145	0	0	0	0	72	39	111	0	0	0	0	28	43	71	0	0	0	0	19	81	100	427
Grand Total	0	0	0	0	451	165	616	0	0	0	0	207	152	359	0	0	0	0	95	148	243	0	0	0	0	59	230	289	1507
Approach %	0	0	0	0	73.2	26.8		0	0	0	0	57.7	42.3		0	0	0	0	39.1	60.9		0	0	0	0	20.4	79.6		
Total %	0	0	0	0	29.9	10.9	40.9	0	0	0	0	13.7	10.1	23.8	0	0	0	0	6.3	9.82	16.1	0	0	0	0	3.92	15.3	19.2	
Exiting Leg Total	616							359							243							289	1507						

Peak Hour Analysis from 07:30 AM to 09:30 AM begins at:

	Cardinal Medeiros Avenue							Hampshire Street							Portland Street							Hampshire Street							Total
	from North							from East							from South							from West							
	Right	Thru	Left	U-Turn	CW-EB	CW-WB	Total	Right	Thru	Left	U-Turn	CW-SB	CW-NB	Total	Right	Thru	Left	U-Turn	CW-WB	CW-EB	Total	Right	Thru	Left	U-Turn	CW-NB	CW-SB	Total	
8:15 AM	0	0	0	0	84	17	101	0	0	0	0	23	30	53	0	0	0	0	11	26	37	0	0	0	0	7	25	32	223
8:30 AM	0	0	0	0	63	27	90	0	0	0	0	30	18	48	0	0	0	0	17	22	39	0	0	0	0	7	32	39	216
8:45 AM	0	0	0	0	73	27	100	0	0	0	0	41	16	57	0	0	0	0	18	18	36	0	0	0	0	6	47	53	246
9:00 AM	0	0	0	0	48	21	69	0	0	0	0	47	20	67	0	0	0	0	19	26	45	0	0	0	0	10	38	48	229
Total Volume	0	0	0	0	268	92	360	0	0	0	0	141	84	225	0	0	0	0	65	92	157	0	0	0	0	30	142	172	914
% Approach Total	0.0	0.0	0.0	0.0	74.4	25.6		0.0	0.0	0.0	0.0	62.7	37.3		0.0	0.0	0.0	0.0	41.4	58.6		0.0	0.0	0.0	0.0	17.4	82.6		
PHF	0.000	0.000	0.000	0.000	0.798	0.852	0.891	0.000	0.000	0.000	0.000	0.750	0.700	0.840	0.000	0.000	0.000	0.000	0.855	0.885	0.872	0.000	0.000	0.000	0.000	0.750	0.755	0.811	0.929
Entering Leg	0	0	0	0	268	92	360	0	0	0	0	141	84	225	0	0	0	0	65	92	157	0	0	0	0	30	142	172	914
Exiting Leg	360							225							157							172	914						
Total	720							450							314							344	1828						

PDI File #: **186556 JJ**  
 Location: **N: Cardinal Medeiros Avenue S: Portland Street**  
 Location: **E: Hampshire Street W: Hampshire Street**  
 City, State: **Cambridge, MA**  
 Client: **VHB/ S. Mandzo-Predzic**  
 Site Code: **TBA**  
 Count Date: **Thursday, November 15, 2018**  
 Start Time: **4:30 PM**  
 End Time: **6:30 PM**  
 Class:



**Cars and Heavy Vehicles (Combined)**

	Cardinal Medeiros Avenue					Hampshire Street					Portland Street					Hampshire Street					Total
	from North					from East					from South					from West					
	Right	Thru	Left	U-Turn	Total	Right	Thru	Left	U-Turn	Total	Right	Thru	Left	U-Turn	Total	Right	Thru	Left	U-Turn	Total	
4:30 PM	6	35	6	0	47	39	73	3	0	115	2	95	34	0	131	19	44	6	0	69	362
4:45 PM	2	19	2	0	23	48	78	2	0	128	5	97	28	0	130	16	25	5	0	46	327
<b>Total</b>	<b>8</b>	<b>54</b>	<b>8</b>	<b>0</b>	<b>70</b>	<b>87</b>	<b>151</b>	<b>5</b>	<b>0</b>	<b>243</b>	<b>7</b>	<b>192</b>	<b>62</b>	<b>0</b>	<b>261</b>	<b>35</b>	<b>69</b>	<b>11</b>	<b>0</b>	<b>115</b>	<b>689</b>
5:00 PM	9	36	8	0	53	40	57	4	0	101	5	117	18	0	140	21	33	7	0	61	355
5:15 PM	1	25	4	0	30	33	63	0	0	96	4	104	12	0	120	17	37	8	0	62	308
5:30 PM	4	25	3	0	32	41	37	4	0	82	3	73	17	0	93	20	46	10	0	76	283
5:45 PM	6	42	11	0	59	32	58	1	0	91	3	103	15	0	121	32	24	16	0	72	343
<b>Total</b>	<b>20</b>	<b>128</b>	<b>26</b>	<b>0</b>	<b>174</b>	<b>146</b>	<b>215</b>	<b>9</b>	<b>0</b>	<b>370</b>	<b>15</b>	<b>397</b>	<b>62</b>	<b>0</b>	<b>474</b>	<b>90</b>	<b>140</b>	<b>41</b>	<b>0</b>	<b>271</b>	<b>1289</b>
6:00 PM	2	32	3	0	37	27	56	3	0	86	2	77	18	0	97	16	39	9	0	64	284
6:15 PM	2	26	1	0	29	31	46	8	0	85	2	81	23	0	106	10	38	10	0	58	278
<b>Total</b>	<b>4</b>	<b>58</b>	<b>4</b>	<b>0</b>	<b>66</b>	<b>58</b>	<b>102</b>	<b>11</b>	<b>0</b>	<b>171</b>	<b>4</b>	<b>158</b>	<b>41</b>	<b>0</b>	<b>203</b>	<b>26</b>	<b>77</b>	<b>19</b>	<b>0</b>	<b>122</b>	<b>562</b>
Grand Total	32	240	38	0	310	291	468	25	0	784	26	747	165	0	938	151	286	71	0	508	2540
Approach %	10.3	77.4	12.3	0.0		37.1	59.7	3.2	0.0		2.8	79.6	17.6	0.0		29.7	56.3	14.0	0.0		
Total %	1.3	9.4	1.5	0.0	12.2	11.5	18.4	1.0	0.0	30.9	1.0	29.4	6.5	0.0	36.9	5.9	11.3	2.8	0.0	20.0	
Exiting Leg Total	1109					350					416					665					2540
Cars	31	233	38	0	302	286	451	25	0	762	26	733	161	0	920	148	269	69	0	486	2470
% Cars	96.9	97.1	100.0	0.0	97.4	98.3	96.4	100.0	0.0	97.2	100.0	98.1	97.6	0.0	98.1	98.0	94.1	97.2	0.0	95.7	97.2
Exiting Leg Total	1088					333					406					643					2470
Heavy Vehicles	1	7	0	0	8	5	17	0	0	22	0	14	4	0	18	3	17	2	0	22	70
% Heavy Vehicles	3.1	2.9	0.0	0.0	2.6	1.7	3.6	0.0	0.0	2.8	0.0	1.9	2.4	0.0	1.9	2.0	5.9	2.8	0.0	4.3	2.8
Exiting Leg Total	21					17					10					22					70

Peak Hour Analysis from 04:30 PM to 06:30 PM begins at:

	Cardinal Medeiros Avenue					Hampshire Street					Portland Street					Hampshire Street					Total
	from North					from East					from South					from West					
	Right	Thru	Left	U-Turn	Total	Right	Thru	Left	U-Turn	Total	Right	Thru	Left	U-Turn	Total	Right	Thru	Left	U-Turn	Total	
4:30 PM	6	35	6	0	47	39	73	3	0	115	2	95	34	0	131	19	44	6	0	69	362
4:45 PM	2	19	2	0	23	48	78	2	0	128	5	97	28	0	130	16	25	5	0	46	327
5:00 PM	9	36	8	0	53	40	57	4	0	101	5	117	18	0	140	21	33	7	0	61	355
5:15 PM	1	25	4	0	30	33	63	0	0	96	4	104	12	0	120	17	37	8	0	62	308
Total Volume	18	115	20	0	153	160	271	9	0	440	16	413	92	0	521	73	139	26	0	238	1352
% Approach Total	11.8	75.2	13.1	0.0		36.4	61.6	2.0	0.0		3.1	79.3	17.7	0.0		30.7	58.4	10.9	0.0		
PHF	0.500	0.799	0.625	0.000	0.722	0.833	0.869	0.563	0.000	0.859	0.800	0.882	0.676	0.000	0.930	0.869	0.790	0.813	0.000	0.862	0.934
Cars	17	110	20	0	147	158	263	9	0	430	16	405	90	0	511	70	128	25	0	223	1311
Cars %	94.4	95.7	100.0	0.0	96.1	98.8	97.0	100.0	0.0	97.7	100.0	98.1	97.8	0.0	98.1	95.9	92.1	96.2	0.0	93.7	97.0
Heavy Vehicles	1	5	0	0	6	2	8	0	0	10	0	8	2	0	10	3	11	1	0	15	41
Heavy Vehicles %	5.6	4.3	0.0	0.0	3.9	1.3	3.0	0.0	0.0	2.3	0.0	1.9	2.2	0.0	1.9	4.1	7.9	3.8	0.0	6.3	3.0
Cars Enter Leg	17	110	20	0	147	158	263	9	0	430	16	405	90	0	511	70	128	25	0	223	1311
Heavy Enter Leg	1	5	0	0	6	2	8	0	0	10	0	8	2	0	10	3	11	1	0	15	41
Total Entering Leg	18	115	20	0	153	160	271	9	0	440	16	413	92	0	521	73	139	26	0	238	1352
Cars Exiting Leg	588					164					189					370					1311
Heavy Exiting Leg	11					11					8					11					41
Total Exiting Leg	599					175					197					381					1352

PDI File #: **186556 JJ**  
 Location: **N: Cardinal Medeiros Avenue S: Portland Street**  
 Location: **E: Hampshire Street W: Hampshire Street**  
 City, State: **Cambridge, MA**  
 Client: **VHB/ S. Mandzo-Predzic**  
 Site Code: **TBA**  
 Count Date: **Thursday, November 15, 2018**  
 Start Time: **4:30 PM**  
 End Time: **6:30 PM**  
 Class:



**Cars-Combined (Motorcycles, Cars, Light Goods)**

	Cardinal Medeiros Avenue					Hampshire Street					Portland Street					Hampshire Street					Total
	from North					from East					from South					from West					
	Right	Thru	Left	U-Turn	Total	Right	Thru	Left	U-Turn	Total	Right	Thru	Left	U-Turn	Total	Right	Thru	Left	U-Turn	Total	
4:30 PM	6	32	6	0	44	39	71	3	0	113	2	93	33	0	128	19	41	6	0	66	351
4:45 PM	2	19	2	0	23	47	76	2	0	125	5	96	27	0	128	16	21	5	0	42	318
<b>Total</b>	<b>8</b>	<b>51</b>	<b>8</b>	<b>0</b>	<b>67</b>	<b>86</b>	<b>147</b>	<b>5</b>	<b>0</b>	<b>238</b>	<b>7</b>	<b>189</b>	<b>60</b>	<b>0</b>	<b>256</b>	<b>35</b>	<b>62</b>	<b>11</b>	<b>0</b>	<b>108</b>	<b>669</b>
5:00 PM	8	34	8	0	50	39	54	4	0	97	5	114	18	0	137	19	31	6	0	56	340
5:15 PM	1	25	4	0	30	33	62	0	0	95	4	102	12	0	118	16	35	8	0	59	302
5:30 PM	4	24	3	0	31	40	35	4	0	79	3	73	16	0	92	20	45	10	0	75	277
5:45 PM	6	42	11	0	59	32	55	1	0	88	3	101	15	0	119	32	22	16	0	70	336
<b>Total</b>	<b>19</b>	<b>125</b>	<b>26</b>	<b>0</b>	<b>170</b>	<b>144</b>	<b>206</b>	<b>9</b>	<b>0</b>	<b>359</b>	<b>15</b>	<b>390</b>	<b>61</b>	<b>0</b>	<b>466</b>	<b>87</b>	<b>133</b>	<b>40</b>	<b>0</b>	<b>260</b>	<b>1255</b>
6:00 PM	2	32	3	0	37	26	54	3	0	83	2	75	18	0	95	16	37	9	0	62	277
6:15 PM	2	25	1	0	28	30	44	8	0	82	2	79	22	0	103	10	37	9	0	56	269
<b>Total</b>	<b>4</b>	<b>57</b>	<b>4</b>	<b>0</b>	<b>65</b>	<b>56</b>	<b>98</b>	<b>11</b>	<b>0</b>	<b>165</b>	<b>4</b>	<b>154</b>	<b>40</b>	<b>0</b>	<b>198</b>	<b>26</b>	<b>74</b>	<b>18</b>	<b>0</b>	<b>118</b>	<b>546</b>
Grand Total	31	233	38	0	302	286	451	25	0	762	26	733	161	0	920	148	269	69	0	486	2470
Approach %	10.3	77.2	12.6	0.0		37.5	59.2	3.3	0.0		2.8	79.7	17.5	0.0		30.5	55.3	14.2	0.0		
Total %	1.3	9.4	1.5	0.0	12.2	11.6	18.3	1.0	0.0	30.9	1.1	29.7	6.5	0.0	37.2	6.0	10.9	2.8	0.0	19.7	
Exiting Leg Total	1088					333					406					643					2470

Peak Hour Analysis from 04:30 PM to 06:30 PM begins at:

	Cardinal Medeiros Avenue					Hampshire Street					Portland Street					Hampshire Street					Total
	from North					from East					from South					from West					
	Right	Thru	Left	U-Turn	Total	Right	Thru	Left	U-Turn	Total	Right	Thru	Left	U-Turn	Total	Right	Thru	Left	U-Turn	Total	
4:30 PM	6	32	6	0	44	39	71	3	0	113	2	93	33	0	128	19	41	6	0	66	351
4:45 PM	2	19	2	0	23	47	76	2	0	125	5	96	27	0	128	16	21	5	0	42	318
5:00 PM	8	34	8	0	50	39	54	4	0	97	5	114	18	0	137	19	31	6	0	56	340
5:15 PM	1	25	4	0	30	33	62	0	0	95	4	102	12	0	118	16	35	8	0	59	302
Total Volume	17	110	20	0	147	158	263	9	0	430	16	405	90	0	511	70	128	25	0	223	1311
% Approach Total	11.6	74.8	13.6	0.0		36.7	61.2	2.1	0.0		3.1	79.3	17.6	0.0		31.4	57.4	11.2	0.0		
PHF	0.531	0.809	0.625	0.000	0.735	0.840	0.865	0.563	0.000	0.860	0.800	0.888	0.682	0.000	0.932	0.921	0.780	0.781	0.000	0.845	0.934
Entering Leg	17	110	20	0	147	158	263	9	0	430	16	405	90	0	511	70	128	25	0	223	1311
Exiting Leg	588					164					189					370					1311
<b>Total</b>	<b>735</b>					<b>594</b>					<b>700</b>					<b>593</b>					<b>2622</b>

PDI File #: **186556 JJ**  
 Location: **N: Cardinal Medeiros Avenue S: Portland Street**  
 Location: **E: Hampshire Street W: Hampshire Street**  
 City, State: **Cambridge, MA**  
 Client: **VHB/ S. Mandzo-Predzic**  
 Site Code: **TBA**  
 Count Date: **Thursday, November 15, 2018**  
 Start Time: **4:30 PM**  
 End Time: **6:30 PM**  
 Class: **Heavy Vehicles-Combined (Buses, Single-Unit Trucks, Articulated Trucks)**



**Heavy Vehicles-Combined (Buses, Single-Unit Trucks, Articulated Trucks)**

	Cardinal Medeiros Avenue					Hampshire Street					Portland Street					Hampshire Street					Total
	from North					from East					from South					from West					
	Right	Thru	Left	U-Turn	Total	Right	Thru	Left	U-Turn	Total	Right	Thru	Left	U-Turn	Total	Right	Thru	Left	U-Turn	Total	
4:30 PM	0	3	0	0	3	0	2	0	0	2	0	2	1	0	3	0	3	0	0	3	11
4:45 PM	0	0	0	0	0	1	2	0	0	3	0	1	1	0	2	0	4	0	0	4	9
<b>Total</b>	<b>0</b>	<b>3</b>	<b>0</b>	<b>0</b>	<b>3</b>	<b>1</b>	<b>4</b>	<b>0</b>	<b>0</b>	<b>5</b>	<b>0</b>	<b>3</b>	<b>2</b>	<b>0</b>	<b>5</b>	<b>0</b>	<b>7</b>	<b>0</b>	<b>0</b>	<b>7</b>	<b>20</b>
5:00 PM	1	2	0	0	3	1	3	0	0	4	0	3	0	0	3	2	2	1	0	5	15
5:15 PM	0	0	0	0	0	0	1	0	0	1	0	2	0	0	2	1	2	0	0	3	6
5:30 PM	0	1	0	0	1	1	2	0	0	3	0	0	1	0	1	0	1	0	0	1	6
5:45 PM	0	0	0	0	0	0	3	0	0	3	0	2	0	0	2	0	2	0	0	2	7
<b>Total</b>	<b>1</b>	<b>3</b>	<b>0</b>	<b>0</b>	<b>4</b>	<b>2</b>	<b>9</b>	<b>0</b>	<b>0</b>	<b>11</b>	<b>0</b>	<b>7</b>	<b>1</b>	<b>0</b>	<b>8</b>	<b>3</b>	<b>7</b>	<b>1</b>	<b>0</b>	<b>11</b>	<b>34</b>
6:00 PM	0	0	0	0	0	1	2	0	0	3	0	2	0	0	2	0	2	0	0	2	7
6:15 PM	0	1	0	0	1	1	2	0	0	3	0	2	1	0	3	0	1	1	0	2	9
<b>Total</b>	<b>0</b>	<b>1</b>	<b>0</b>	<b>0</b>	<b>1</b>	<b>2</b>	<b>4</b>	<b>0</b>	<b>0</b>	<b>6</b>	<b>0</b>	<b>4</b>	<b>1</b>	<b>0</b>	<b>5</b>	<b>0</b>	<b>3</b>	<b>1</b>	<b>0</b>	<b>4</b>	<b>16</b>
<b>Grand Total</b>	<b>1</b>	<b>7</b>	<b>0</b>	<b>0</b>	<b>8</b>	<b>5</b>	<b>17</b>	<b>0</b>	<b>0</b>	<b>22</b>	<b>0</b>	<b>14</b>	<b>4</b>	<b>0</b>	<b>18</b>	<b>3</b>	<b>17</b>	<b>2</b>	<b>0</b>	<b>22</b>	<b>70</b>
Approach %	12.5	87.5	0.0	0.0		22.7	77.3	0.0	0.0		0.0	77.8	22.2	0.0		13.6	77.3	9.1	0.0		
Total %	1.4	10.0	0.0	0.0	11.4	7.1	24.3	0.0	0.0	31.4	0.0	20.0	5.7	0.0	25.7	4.3	24.3	2.9	0.0	31.4	
Exiting Leg Total	21					17					10					22					70
Buses	0	2	0	0	2	1	13	0	0	14	0	7	2	0	9	1	12	0	0	13	38
% Buses	0.0	28.6	0.0	0.0	25.0	20.0	76.5	0.0	0.0	63.6	0.0	50.0	50.0	0.0	50.0	33.3	70.6	0.0	0.0	59.1	54.3
Exiting Leg Total	8					12					3					15					38
Single-Unit Trucks	1	5	0	0	6	4	3	0	0	7	0	7	2	0	9	2	5	2	0	9	31
% Single-Unit	100.0	71.4	0.0	0.0	75.0	80.0	17.6	0.0	0.0	31.8	0.0	50.0	50.0	0.0	50.0	66.7	29.4	100.0	0.0	40.9	44.3
Exiting Leg Total	13					5					7					6					31
Articulated Trucks	0	0	0	0	0	0	1	0	0	1	0	0	0	0	0	0	0	0	0	0	1
% Articulated	0.0	0.0	0.0	0.0	0.0	0.0	5.9	0.0	0.0	4.5	0.0	0.0	0.0	0.0	0.0	0.0	0.0	0.0	0.0	0.0	1.4
Exiting Leg Total	0					0					0					1					1

**Peak Hour Analysis from 04:30 PM to 06:30 PM begins at:**

	Cardinal Medeiros Avenue					Hampshire Street					Portland Street					Hampshire Street					Total
	from North					from East					from South					from West					
	Right	Thru	Left	U-Turn	Total	Right	Thru	Left	U-Turn	Total	Right	Thru	Left	U-Turn	Total	Right	Thru	Left	U-Turn	Total	
4:30 PM	0	3	0	0	3	0	2	0	0	2	0	2	1	0	3	0	3	0	0	3	11
4:45 PM	0	0	0	0	0	1	2	0	0	3	0	1	1	0	2	0	4	0	0	4	9
5:00 PM	1	2	0	0	3	1	3	0	0	4	0	3	0	0	3	2	2	1	0	5	15
5:15 PM	0	0	0	0	0	0	1	0	0	1	0	2	0	0	2	1	2	0	0	3	6
Total Volume	1	5	0	0	6	2	8	0	0	10	0	8	2	0	10	3	11	1	0	15	41
% Approach Total	16.7	83.3	0.0	0.0		20.0	80.0	0.0	0.0		0.0	80.0	20.0	0.0		20.0	73.3	6.7	0.0		
PHF	0.250	0.417	0.000	0.000	0.500	0.500	0.667	0.000	0.000	0.625	0.000	0.667	0.500	0.000	0.833	0.375	0.688	0.250	0.000	0.750	0.683
Buses	0	2	0	0	2	0	5	0	0	5	0	5	1	0	6	1	8	0	0	9	22
Buses %	0.0	40.0	0.0	0.0	33.3	0.0	62.5	0.0	0.0	50.0	0.0	62.5	50.0	0.0	60.0	33.3	72.7	0.0	0.0	60.0	53.7
Single-Unit Trucks	1	3	0	0	4	2	3	0	0	5	0	3	1	0	4	2	3	1	0	6	19
Single-Unit %	100.0	60.0	0.0	0.0	66.7	100.0	37.5	0.0	0.0	50.0	0.0	37.5	50.0	0.0	40.0	66.7	27.3	100.0	0.0	40.0	46.3
Articulated Trucks	0	0	0	0	0	0	0	0	0	0	0	0	0	0	0	0	0	0	0	0	0
Articulated %	0.0	0.0	0.0	0.0	0.0	0.0	0.0	0.0	0.0	0.0	0.0	0.0	0.0	0.0	0.0	0.0	0.0	0.0	0.0	0.0	0.0
Buses	0	2	0	0	2	0	5	0	0	5	0	5	1	0	6	1	8	0	0	9	22
Single-Unit Trucks	1	3	0	0	4	2	3	0	0	5	0	3	1	0	4	2	3	1	0	6	19
Articulated Trucks	0	0	0	0	0	0	0	0	0	0	0	0	0	0	0	0	0	0	0	0	0
Total Entering Leg	1	5	0	0	6	2	8	0	0	10	0	8	2	0	10	3	11	1	0	15	41
Buses	5					8					3					6					22
Single-Unit Trucks	6					3					5					5					19
Articulated Trucks	0					0					0					0					0
Total Exiting Leg	11					11					8					11					41

PDI File #: **186556 JJ**  
 Location: **N: Cardinal Medeiros Avenue S: Portland Street**  
 Location: **E: Hampshire Street W: Hampshire Street**  
 City, State: **Cambridge, MA**  
 Client: **VHB/ S. Mandzo-Predzic**  
 Site Code: **TBA**  
 Count Date: **Thursday, November 15, 2018**  
 Start Time: **4:30 PM**  
 End Time: **6:30 PM**  
 Class:



46 Morton Street, Framingham, MA 01702  
 Office: 508-875-0100 Fax: 508-875-0118  
 Email: datarequests@pdilic.com

**Cars**

	Cardinal Medeiros Avenue					Hampshire Street					Portland Street					Hampshire Street					Total
	from North					from East					from South					from West					
	Right	Thru	Left	U-Turn	Total	Right	Thru	Left	U-Turn	Total	Right	Thru	Left	U-Turn	Total	Right	Thru	Left	U-Turn	Total	
4:30 PM	6	27	6	0	39	39	66	3	0	108	2	88	32	0	122	19	40	6	0	65	334
4:45 PM	2	19	2	0	23	43	75	2	0	120	5	91	26	0	122	15	19	5	0	39	304
<b>Total</b>	<b>8</b>	<b>46</b>	<b>8</b>	<b>0</b>	<b>62</b>	<b>82</b>	<b>141</b>	<b>5</b>	<b>0</b>	<b>228</b>	<b>7</b>	<b>179</b>	<b>58</b>	<b>0</b>	<b>244</b>	<b>34</b>	<b>59</b>	<b>11</b>	<b>0</b>	<b>104</b>	<b>638</b>
5:00 PM	8	31	6	0	45	34	51	3	0	88	5	107	18	0	130	19	31	6	0	56	319
5:15 PM	1	25	4	0	30	32	59	0	0	91	3	94	12	0	109	16	34	8	0	58	288
5:30 PM	3	24	3	0	30	39	34	4	0	77	3	72	14	0	89	20	42	10	0	72	268
5:45 PM	6	41	11	0	58	29	54	1	0	84	3	99	14	0	116	32	21	16	0	69	327
<b>Total</b>	<b>18</b>	<b>121</b>	<b>24</b>	<b>0</b>	<b>163</b>	<b>134</b>	<b>198</b>	<b>8</b>	<b>0</b>	<b>340</b>	<b>14</b>	<b>372</b>	<b>58</b>	<b>0</b>	<b>444</b>	<b>87</b>	<b>128</b>	<b>40</b>	<b>0</b>	<b>255</b>	<b>1202</b>
6:00 PM	2	32	3	0	37	25	53	3	0	81	2	73	16	0	91	15	36	9	0	60	269
6:15 PM	2	25	0	0	27	30	43	8	0	81	2	78	21	0	101	10	35	9	0	54	263
<b>Total</b>	<b>4</b>	<b>57</b>	<b>3</b>	<b>0</b>	<b>64</b>	<b>55</b>	<b>96</b>	<b>11</b>	<b>0</b>	<b>162</b>	<b>4</b>	<b>151</b>	<b>37</b>	<b>0</b>	<b>192</b>	<b>25</b>	<b>71</b>	<b>18</b>	<b>0</b>	<b>114</b>	<b>532</b>
Grand Total	30	224	35	0	289	271	435	24	0	730	25	702	153	0	880	146	258	69	0	473	2372
Approach %	10.4	77.5	12.1	0.0		37.1	59.6	3.3	0.0		2.8	79.8	17.4	0.0		30.9	54.5	14.6	0.0		
Total %	1.3	9.4	1.5	0.0	12.2	11.4	18.3	1.0	0.0	30.8	1.1	29.6	6.5	0.0	37.1	6.2	10.9	2.9	0.0	19.9	
Exiting Leg Total					1042					318					394					618	2372

Peak Hour Analysis from 04:30 PM to 06:30 PM begins at:

4:30 PM	Cardinal Medeiros Avenue					Hampshire Street					Portland Street					Hampshire Street					Total
	from North					from East					from South					from West					
	Right	Thru	Left	U-Turn	Total	Right	Thru	Left	U-Turn	Total	Right	Thru	Left	U-Turn	Total	Right	Thru	Left	U-Turn	Total	
4:30 PM	6	27	6	0	39	39	66	3	0	108	2	88	32	0	122	19	40	6	0	65	334
4:45 PM	2	19	2	0	23	43	75	2	0	120	5	91	26	0	122	15	19	5	0	39	304
5:00 PM	8	31	6	0	45	34	51	3	0	88	5	107	18	0	130	19	31	6	0	56	319
5:15 PM	1	25	4	0	30	32	59	0	0	91	3	94	12	0	109	16	34	8	0	58	288
Total Volume	17	102	18	0	137	148	251	8	0	407	15	380	88	0	483	69	124	25	0	218	1245
% Approach Total	12.4	74.5	13.1	0.0		36.4	61.7	2.0	0.0		3.1	78.7	18.2	0.0		31.7	56.9	11.5	0.0		
PHF	0.531	0.823	0.750	0.000	0.761	0.860	0.837	0.667	0.000	0.848	0.750	0.888	0.688	0.000	0.929	0.908	0.775	0.781	0.000	0.838	0.932
Entering Leg	17	102	18	0	137	148	251	8	0	407	15	380	88	0	483	69	124	25	0	218	1245
Exiting Leg					553					157					179					356	1245
<b>Total</b>					<b>690</b>					<b>564</b>					<b>662</b>					<b>574</b>	<b>2490</b>

PDI File #: **186556 JJ**  
 Location: **N: Cardinal Medeiros Avenue S: Portland Street**  
 Location: **E: Hampshire Street W: Hampshire Street**  
 City, State: **Cambridge, MA**  
 Client: **VHB/ S. Mandzo-Predzic**  
 Site Code: **TBA**  
 Count Date: **Thursday, November 15, 2018**  
 Start Time: **4:30 PM**  
 End Time: **6:30 PM**  
 Class: **Light Goods Vehicle**



46 Morton Street, Framingham, MA 01702  
 Office: 508-875-0100 Fax: 508-875-0118  
 Email: datarequests@pdilic.com

**Light Goods Vehicle**

	Cardinal Medeiros Avenue					Hampshire Street					Portland Street					Hampshire Street					Total
	from North					from East					from South					from West					
	Right	Thru	Left	U-Turn	Total	Right	Thru	Left	U-Turn	Total	Right	Thru	Left	U-Turn	Total	Right	Thru	Left	U-Turn	Total	
4:30 PM	0	5	0	0	5	0	4	0	0	4	0	5	1	0	6	0	1	0	0	1	16
4:45 PM	0	0	0	0	0	4	1	0	0	5	0	5	1	0	6	1	2	0	0	3	14
<b>Total</b>	<b>0</b>	<b>5</b>	<b>0</b>	<b>0</b>	<b>5</b>	<b>4</b>	<b>5</b>	<b>0</b>	<b>0</b>	<b>9</b>	<b>0</b>	<b>10</b>	<b>2</b>	<b>0</b>	<b>12</b>	<b>1</b>	<b>3</b>	<b>0</b>	<b>0</b>	<b>4</b>	<b>30</b>
5:00 PM	0	3	2	0	5	5	1	1	0	7	0	6	0	0	6	0	0	0	0	0	18
5:15 PM	0	0	0	0	0	1	2	0	0	3	1	7	0	0	8	0	1	0	0	1	12
5:30 PM	1	0	0	0	1	1	1	0	0	2	0	1	1	0	2	0	2	0	0	2	7
5:45 PM	0	1	0	0	1	3	1	0	0	4	0	2	1	0	3	0	1	0	0	1	9
<b>Total</b>	<b>1</b>	<b>4</b>	<b>2</b>	<b>0</b>	<b>7</b>	<b>10</b>	<b>5</b>	<b>1</b>	<b>0</b>	<b>16</b>	<b>1</b>	<b>16</b>	<b>2</b>	<b>0</b>	<b>19</b>	<b>0</b>	<b>4</b>	<b>0</b>	<b>0</b>	<b>4</b>	<b>46</b>
6:00 PM	0	0	0	0	0	1	1	0	0	2	0	2	2	0	4	1	1	0	0	2	8
6:15 PM	0	0	1	0	1	0	1	0	0	1	0	1	1	0	2	0	2	0	0	2	6
<b>Total</b>	<b>0</b>	<b>0</b>	<b>1</b>	<b>0</b>	<b>1</b>	<b>1</b>	<b>2</b>	<b>0</b>	<b>0</b>	<b>3</b>	<b>0</b>	<b>3</b>	<b>3</b>	<b>0</b>	<b>6</b>	<b>1</b>	<b>3</b>	<b>0</b>	<b>0</b>	<b>4</b>	<b>14</b>
<b>Grand Total</b>	<b>1</b>	<b>9</b>	<b>3</b>	<b>0</b>	<b>13</b>	<b>15</b>	<b>12</b>	<b>1</b>	<b>0</b>	<b>28</b>	<b>1</b>	<b>29</b>	<b>7</b>	<b>0</b>	<b>37</b>	<b>2</b>	<b>10</b>	<b>0</b>	<b>0</b>	<b>12</b>	<b>90</b>
Approach %	7.7	69.2	23.1	0.0	14.4	53.6	42.9	3.6	0.0	31.1	2.7	78.4	18.9	0.0	41.1	16.7	83.3	0.0	0.0	13.3	
Total %	1.1	10.0	3.3	0.0	14.4	16.7	13.3	1.1	0.0	31.1	1.1	32.2	7.8	0.0	41.1	2.2	11.1	0.0	0.0	13.3	
Exiting Leg Total	44					14					12					20					90

Peak Hour Analysis from 04:30 PM to 06:30 PM begins at:

	Cardinal Medeiros Avenue					Hampshire Street					Portland Street					Hampshire Street					Total
	from North					from East					from South					from West					
	Right	Thru	Left	U-Turn	Total	Right	Thru	Left	U-Turn	Total	Right	Thru	Left	U-Turn	Total	Right	Thru	Left	U-Turn	Total	
4:30 PM	0	5	0	0	5	0	4	0	0	4	0	5	1	0	6	0	1	0	0	1	16
4:45 PM	0	0	0	0	0	4	1	0	0	5	0	5	1	0	6	1	2	0	0	3	14
5:00 PM	0	3	2	0	5	5	1	1	0	7	0	6	0	0	6	0	0	0	0	0	18
5:15 PM	0	0	0	0	0	1	2	0	0	3	1	7	0	0	8	0	1	0	0	1	12
<b>Total Volume</b>	<b>0</b>	<b>8</b>	<b>2</b>	<b>0</b>	<b>10</b>	<b>10</b>	<b>8</b>	<b>1</b>	<b>0</b>	<b>19</b>	<b>1</b>	<b>23</b>	<b>2</b>	<b>0</b>	<b>26</b>	<b>1</b>	<b>4</b>	<b>0</b>	<b>0</b>	<b>5</b>	<b>60</b>
% Approach Total	0.0	80.0	20.0	0.0	14.4	52.6	42.1	5.3	0.0	31.1	3.8	88.5	7.7	0.0	41.1	20.0	80.0	0.0	0.0	13.3	
PHF	0.000	0.400	0.250	0.000	0.500	0.500	0.500	0.250	0.000	0.679	0.250	0.821	0.500	0.000	0.813	0.250	0.500	0.000	0.000	0.417	0.833
Entering Leg	0	8	2	0	10	10	8	1	0	19	1	23	2	0	26	1	4	0	0	5	60
Exiting Leg	33					7					10					10					60
<b>Total</b>	<b>43</b>					<b>26</b>					<b>36</b>					<b>15</b>					<b>120</b>

PDI File #: **186556 JJ**  
 Location: **N: Cardinal Medeiros Avenue S: Portland Street**  
 Location: **E: Hampshire Street W: Hampshire Street**  
 City, State: **Cambridge, MA**  
 Client: **VHB/ S. Mandzo-Predzic**  
 Site Code: **TBA**  
 Count Date: **Thursday, November 15, 2018**  
 Start Time: **4:30 PM**  
 End Time: **6:30 PM**  
 Class:



46 Morton Street, Framingham, MA 01702  
 Office: 508-875-0100 Fax: 508-875-0118  
 Email: datarequests@pdilic.com

**Buses**

	Cardinal Medeiros Avenue					Hampshire Street					Portland Street					Hampshire Street					Total
	from North					from East					from South					from West					
	Right	Thru	Left	U-Turn	Total	Right	Thru	Left	U-Turn	Total	Right	Thru	Left	U-Turn	Total	Right	Thru	Left	U-Turn	Total	
4:30 PM	0	2	0	0	2	0	0	0	0	0	0	0	0	0	0	0	2	0	0	2	4
4:45 PM	0	0	0	0	0	0	2	0	0	2	0	1	1	0	2	0	3	0	0	3	7
<b>Total</b>	0	2	0	0	2	0	2	0	0	2	0	1	1	0	2	0	5	0	0	5	11
5:00 PM	0	0	0	0	0	0	2	0	0	2	0	2	0	0	2	1	1	0	0	2	6
5:15 PM	0	0	0	0	0	0	1	0	0	1	0	2	0	0	2	0	2	0	0	2	5
5:30 PM	0	0	0	0	0	0	2	0	0	2	0	0	1	0	1	0	1	0	0	1	4
5:45 PM	0	0	0	0	0	0	2	0	0	2	0	1	0	0	1	0	0	0	0	0	3
<b>Total</b>	0	0	0	0	0	0	7	0	0	7	0	5	1	0	6	1	4	0	0	5	18
6:00 PM	0	0	0	0	0	0	2	0	0	2	0	1	0	0	1	0	2	0	0	2	5
6:15 PM	0	0	0	0	0	1	2	0	0	3	0	0	0	0	0	0	1	0	0	1	4
<b>Total</b>	0	0	0	0	0	1	4	0	0	5	0	1	0	0	1	0	3	0	0	3	9
<b>Grand Total</b>	0	2	0	0	2	1	13	0	0	14	0	7	2	0	9	1	12	0	0	13	38
Approach %	0.0	100.0	0.0	0.0		7.1	92.9	0.0	0.0		0.0	77.8	22.2	0.0		7.7	92.3	0.0	0.0		
Total %	0.0	5.3	0.0	0.0	5.3	2.6	34.2	0.0	0.0	36.8	0.0	18.4	5.3	0.0	23.7	2.6	31.6	0.0	0.0	34.2	
Exiting Leg Total	8					12					3					15					38

Peak Hour Analysis from 04:30 PM to 06:30 PM begins at:

	Cardinal Medeiros Avenue					Hampshire Street					Portland Street					Hampshire Street					Total
	from North					from East					from South					from West					
	Right	Thru	Left	U-Turn	Total	Right	Thru	Left	U-Turn	Total	Right	Thru	Left	U-Turn	Total	Right	Thru	Left	U-Turn	Total	
4:30 PM	0	2	0	0	2	0	0	0	0	0	0	0	0	0	0	0	2	0	0	2	4
4:45 PM	0	0	0	0	0	0	2	0	0	2	0	1	1	0	2	0	3	0	0	3	7
5:00 PM	0	0	0	0	0	0	2	0	0	2	0	2	0	0	2	1	1	0	0	2	6
5:15 PM	0	0	0	0	0	0	1	0	0	1	0	2	0	0	2	0	2	0	0	2	5
<b>Total Volume</b>	0	2	0	0	2	0	5	0	0	5	0	5	1	0	6	1	8	0	0	9	22
% Approach Total	0.0	100.0	0.0	0.0		0.0	100.0	0.0	0.0		0.0	83.3	16.7	0.0		11.1	88.9	0.0	0.0		
PHF	0.000	0.250	0.000	0.000	0.250	0.000	0.625	0.000	0.000	0.625	0.000	0.625	0.250	0.000	0.750	0.250	0.667	0.000	0.000	0.750	0.786
Entering Leg	0	2	0	0	2	0	5	0	0	5	0	5	1	0	6	1	8	0	0	9	22
Exiting Leg	5					8					3					6					22
<b>Total</b>	7					13					9					15					44

PDI File #: **186556 JJ**  
 Location: **N: Cardinal Medeiros Avenue S: Portland Street**  
 Location: **E: Hampshire Street W: Hampshire Street**  
 City, State: **Cambridge, MA**  
 Client: **VHB/ S. Mandzo-Predzic**  
 Site Code: **TBA**  
 Count Date: **Thursday, November 15, 2018**  
 Start Time: **4:30 PM**  
 End Time: **6:30 PM**  
 Class:



46 Morton Street, Framingham, MA 01702  
 Office: 508-875-0100 Fax: 508-875-0118  
 Email: datarequests@pdilic.com

**Single-Unit Trucks**

	Cardinal Medeiros Avenue					Hampshire Street					Portland Street					Hampshire Street					Total
	from North					from East					from South					from West					
	Right	Thru	Left	U-Turn	Total	Right	Thru	Left	U-Turn	Total	Right	Thru	Left	U-Turn	Total	Right	Thru	Left	U-Turn	Total	
4:30 PM	0	1	0	0	1	0	2	0	0	2	0	2	1	0	3	0	1	0	0	1	7
4:45 PM	0	0	0	0	0	1	0	0	0	1	0	0	0	0	0	0	1	0	0	1	2
<b>Total</b>	0	1	0	0	1	1	2	0	0	3	0	2	1	0	3	0	2	0	0	2	9
5:00 PM	1	2	0	0	3	1	1	0	0	2	0	1	0	0	1	1	1	1	0	3	9
5:15 PM	0	0	0	0	0	0	0	0	0	0	0	0	0	0	0	1	0	0	0	1	1
5:30 PM	0	1	0	0	1	1	0	0	0	1	0	0	0	0	0	0	0	0	0	0	2
5:45 PM	0	0	0	0	0	0	0	0	0	0	0	1	0	0	1	0	2	0	0	2	3
<b>Total</b>	1	3	0	0	4	2	1	0	0	3	0	2	0	0	2	2	3	1	0	6	15
6:00 PM	0	0	0	0	0	1	0	0	0	1	0	1	0	0	1	0	0	0	0	0	2
6:15 PM	0	1	0	0	1	0	0	0	0	0	0	2	1	0	3	0	0	1	0	1	5
<b>Total</b>	0	1	0	0	1	1	0	0	0	1	0	3	1	0	4	0	0	1	0	1	7
<b>Grand Total</b>	1	5	0	0	6	4	3	0	0	7	0	7	2	0	9	2	5	2	0	9	31
Approach %	16.7	83.3	0.0	0.0		57.1	42.9	0.0	0.0		0.0	77.8	22.2	0.0		22.2	55.6	22.2	0.0		
Total %	3.2	16.1	0.0	0.0	19.4	12.9	9.7	0.0	0.0	22.6	0.0	22.6	6.5	0.0	29.0	6.5	16.1	6.5	0.0	29.0	
Exiting Leg Total	13					5					7					6					31

**Peak Hour Analysis from 04:30 PM to 06:30 PM begins at:**

	Cardinal Medeiros Avenue					Hampshire Street					Portland Street					Hampshire Street					Total
	from North					from East					from South					from West					
	Right	Thru	Left	U-Turn	Total	Right	Thru	Left	U-Turn	Total	Right	Thru	Left	U-Turn	Total	Right	Thru	Left	U-Turn	Total	
4:30 PM	0	1	0	0	1	0	2	0	0	2	0	2	1	0	3	0	1	0	0	1	7
4:45 PM	0	0	0	0	0	1	0	0	0	1	0	0	0	0	0	0	1	0	0	1	2
5:00 PM	1	2	0	0	3	1	1	0	0	2	0	1	0	0	1	1	1	1	0	3	9
5:15 PM	0	0	0	0	0	0	0	0	0	0	0	0	0	0	0	1	0	0	0	1	1
<b>Total Volume</b>	1	3	0	0	4	2	3	0	0	5	0	3	1	0	4	2	3	1	0	6	19
% Approach Total	25.0	75.0	0.0	0.0		40.0	60.0	0.0	0.0		0.0	75.0	25.0	0.0		33.3	50.0	16.7	0.0		
PHF	0.250	0.375	0.000	0.000	0.333	0.500	0.375	0.000	0.000	0.625	0.000	0.375	0.250	0.000	0.333	0.500	0.750	0.250	0.000	0.500	0.528
Entering Leg	1	3	0	0	4	2	3	0	0	5	0	3	1	0	4	2	3	1	0	6	19
Exiting Leg	6					3					5					5					19
<b>Total</b>	10					8					9					11					38



PDI File #: **186556 JJ**  
 Location: **N: Cardinal Medeiros Avenue S: Portland Street**  
 Location: **E: Hampshire Street W: Hampshire Street**  
 City, State: **Cambridge, MA**  
 Client: **VHB/ S. Mandzo-Predzic**  
 Site Code: **TBA**  
 Count Date: **Thursday, November 15, 2018**  
 Start Time: **4:30 PM**  
 End Time: **6:30 PM**  
 Class:



46 Morton Street, Framingham, MA 01702  
 Office: 508-875-0100 Fax: 508-875-0118  
 Email: datarequests@pdillc.com

**Articulated Trucks**

	Cardinal Medeiros Avenue					Hampshire Street					Portland Street					Hampshire Street					Total
	from North					from East					from South					from West					
	Right	Thru	Left	U-Turn	Total	Right	Thru	Left	U-Turn	Total	Right	Thru	Left	U-Turn	Total	Right	Thru	Left	U-Turn	Total	
4:30 PM	0	0	0	0	0	0	0	0	0	0	0	0	0	0	0	0	0	0	0	0	0
4:45 PM	0	0	0	0	0	0	0	0	0	0	0	0	0	0	0	0	0	0	0	0	0
Total	0	0	0	0	0	0	0	0	0	0	0	0	0	0	0	0	0	0	0	0	0
5:00 PM	0	0	0	0	0	0	0	0	0	0	0	0	0	0	0	0	0	0	0	0	0
5:15 PM	0	0	0	0	0	0	0	0	0	0	0	0	0	0	0	0	0	0	0	0	0
5:30 PM	0	0	0	0	0	0	0	0	0	0	0	0	0	0	0	0	0	0	0	0	0
5:45 PM	0	0	0	0	0	0	1	0	0	1	0	0	0	0	0	0	0	0	0	0	1
Total	0	0	0	0	0	0	1	0	0	1	0	0	0	0	0	0	0	0	0	0	1
6:00 PM	0	0	0	0	0	0	0	0	0	0	0	0	0	0	0	0	0	0	0	0	0
6:15 PM	0	0	0	0	0	0	0	0	0	0	0	0	0	0	0	0	0	0	0	0	0
Total	0	0	0	0	0	0	0	0	0	0	0	0	0	0	0	0	0	0	0	0	0
Grand Total	0	0	0	0	0	0	1	0	0	1	0	0	0	0	0	0	0	0	0	0	1
Approach %	0.0	0.0	0.0	0.0		0.0	100.0	0.0	0.0		0.0	0.0	0.0	0.0		0.0	0.0	0.0	0.0		
Total %	0.0	0.0	0.0	0.0	0.0	0.0	100.0	0.0	0.0	100.0	0.0	0.0	0.0	0.0	0.0	0.0	0.0	0.0	0.0	0.0	
Exiting Leg Total	0					0					0					1					1

Peak Hour Analysis from 04:30 PM to 06:30 PM begins at:

5:00 PM	Cardinal Medeiros Avenue					Hampshire Street					Portland Street					Hampshire Street					Total
	from North					from East					from South					from West					
	Right	Thru	Left	U-Turn	Total	Right	Thru	Left	U-Turn	Total	Right	Thru	Left	U-Turn	Total	Right	Thru	Left	U-Turn	Total	
5:00 PM	0	0	0	0	0	0	0	0	0	0	0	0	0	0	0	0	0	0	0	0	0
5:15 PM	0	0	0	0	0	0	0	0	0	0	0	0	0	0	0	0	0	0	0	0	0
5:30 PM	0	0	0	0	0	0	0	0	0	0	0	0	0	0	0	0	0	0	0	0	0
5:45 PM	0	0	0	0	0	0	1	0	0	1	0	0	0	0	0	0	0	0	0	0	1
Total Volume	0	0	0	0	0	0	1	0	0	1	0	0	0	0	0	0	0	0	0	0	1
% Approach Total	0.0	0.0	0.0	0.0		0.0	100.0	0.0	0.0		0.0	0.0	0.0	0.0		0.0	0.0	0.0	0.0		
PHF	0.000	0.000	0.000	0.000	0.000	0.000	0.250	0.000	0.000	0.250	0.000	0.000	0.000	0.000	0.000	0.000	0.000	0.000	0.000	0.000	0.250
Entering Leg	0	0	0	0	0	0	1	0	0	1	0	0	0	0	0	0	0	0	0	0	1
Exiting Leg	0					0					0					1					1
Total	0					1					0					1					2

PDI File #: 186556 JJ  
 Location: N: Cardinal Medeiros Avenue S: Portland Street  
 Location: E: Hampshire Street W: Hampshire Street  
 City, State: Cambridge, MA  
 Client: VHB/ S. Mandzo-Predzic  
 Site Code: TBA  
 Count Date: Thursday, November 15, 2018  
 Start Time: 4:30 PM  
 End Time: 6:30 PM  
 Class:



46 Morton Street, Framingham, MA 01702  
 Office: 508-875-0100 Fax: 508-875-0118  
 Email: datarequests@pdilic.com

**Bicycles (on Roadway and Crosswalks)**

	Cardinal Medeiros Avenue							Hampshire Street							Portland Street							Hampshire Street							Total
	from North							from East							from South							from West							
	Right	Thru	Left	U-Turn	CW-EB	CW-WB	Total	Right	Thru	Left	U-Turn	CW-SB	CW-NB	Total	Right	Thru	Left	U-Turn	CW-WB	CW-EB	Total	Right	Thru	Left	U-Turn	CW-NB	CW-SB	Total	
4:30 PM	0	1	0	0	0	0	1	3	24	0	0	0	0	27	0	3	1	0	0	0	4	0	2	0	0	0	0	2	34
4:45 PM	0	0	0	0	0	0	0	1	31	0	0	0	1	33	1	6	3	0	0	0	10	0	3	1	0	0	0	4	47
Total	0	1	0	0	0	0	1	4	55	0	0	0	1	60	1	9	4	0	0	0	14	0	5	1	0	0	0	6	81
5:00 PM	0	0	0	0	0	1	1	1	39	1	0	0	0	41	0	1	1	0	0	0	2	0	2	1	0	0	0	3	47
5:15 PM	0	0	0	0	0	0	0	1	65	1	0	0	0	67	0	7	0	0	0	0	7	0	2	0	0	0	0	2	76
5:30 PM	0	1	0	0	0	0	1	0	50	0	0	0	0	50	0	7	3	0	0	0	10	0	6	0	0	0	0	6	67
5:45 PM	0	2	1	0	0	0	3	1	43	0	0	0	1	45	0	4	3	0	0	0	7	0	2	0	0	0	0	2	57
Total	0	3	1	0	0	1	5	3	197	2	0	0	1	203	0	19	7	0	0	0	26	0	12	1	0	0	0	13	247
6:00 PM	0	0	0	0	0	0	0	4	40	0	0	0	0	44	0	4	2	0	0	0	6	0	4	0	0	0	0	4	54
6:15 PM	0	0	0	0	0	0	0	1	31	0	0	0	0	32	0	2	1	0	0	0	3	0	2	0	0	0	0	2	37
Total	0	0	0	0	0	0	0	5	71	0	0	0	0	76	0	6	3	0	0	0	9	0	6	0	0	0	0	6	91
Grand Total	0	4	1	0	0	1	6	12	323	2	0	0	2	339	1	34	14	0	0	0	49	0	23	2	0	0	0	25	419
Approach %	0.0	66.7	16.7	0.0	0.0	16.7	3.5	95.3	0.6	0.0	0.0	0.6	2.0	69.4	28.6	0.0	0.0	0.0	0.0	92.0	8.0	0.0	0.0	0.0					
Total %	0.0	1.0	0.2	0.0	0.0	0.2	1.4	2.9	77.1	0.5	0.0	0.0	0.5	80.9	0.2	8.1	3.3	0.0	0.0	0.0	11.7	0.0	5.5	0.5	0.0	0.0	0.0	6.0	
Exiting Leg Total	49							27							6							337							419

Peak Hour Analysis from 04:30 PM to 06:30 PM begins at:

	Cardinal Medeiros Avenue							Hampshire Street							Portland Street							Hampshire Street							Total
	from North							from East							from South							from West							
	Right	Thru	Left	U-Turn	CW-EB	CW-WB	Total	Right	Thru	Left	U-Turn	CW-SB	CW-NB	Total	Right	Thru	Left	U-Turn	CW-WB	CW-EB	Total	Right	Thru	Left	U-Turn	CW-NB	CW-SB	Total	
5:15 PM	0	0	0	0	0	0	0	1	65	1	0	0	0	67	0	7	0	0	0	0	7	0	2	0	0	0	0	2	76
5:30 PM	0	1	0	0	0	0	1	0	50	0	0	0	0	50	0	7	3	0	0	0	10	0	6	0	0	0	0	6	67
5:45 PM	0	2	1	0	0	0	3	1	43	0	0	0	1	45	0	4	3	0	0	0	7	0	2	0	0	0	0	2	57
6:00 PM	0	0	0	0	0	0	0	4	40	0	0	0	0	44	0	4	2	0	0	0	6	0	4	0	0	0	0	4	54
Total Volume	0	3	1	0	0	0	4	6	198	1	0	0	1	206	0	22	8	0	0	0	30	0	14	0	0	0	0	14	254
% Approach Total	0.0	75.0	25.0	0.0	0.0	0.0	2.9	96.1	0.5	0.0	0.0	0.5	0.0	73.3	26.7	0.0	0.0	0.0	0.0	100.0	0.0	0.0	0.0	0.0					
PHF	0.000	0.375	0.250	0.000	0.000	0.000	0.333	0.375	0.762	0.250	0.000	0.000	0.250	0.769	0.000	0.786	0.667	0.000	0.000	0.000	0.750	0.000	0.583	0.000	0.000	0.000	0.000	0.583	0.836
Entering Leg	0	3	1	0	0	0	4	6	198	1	0	0	1	206	0	22	8	0	0	0	30	0	14	0	0	0	0	14	254
Exiting Leg	28							16							4							206							254
Total	32							222							34							220							508

PDI File #: **186556 JJ**  
 Location: **N: Cardinal Medeiros Avenue S: Portland Street**  
 Location: **E: Hampshire Street W: Hampshire Street**  
 City, State: **Cambridge, MA**  
 Client: **VHB/ S. Mandzo-Predzic**  
 Site Code: **TBA**  
 Count Date: **Thursday, November 15, 2018**  
 Start Time: **4:30 PM**  
 End Time: **6:30 PM**  
 Class:



46 Morton Street, Framingham, MA 01702  
 Office: 508-875-0100 Fax: 508-875-0118  
 Email: datarequests@pdilic.com

**Pedestrians**

	Cardinal Medeiros Avenue							Hampshire Street							Portland Street							Hampshire Street							Total
	from North							from East							from South							from West							
	Right	Thru	Left	U-Turn	CW-EB	CW-WB	Total	Right	Thru	Left	U-Turn	CW-SB	CW-NB	Total	Right	Thru	Left	U-Turn	CW-WB	CW-EB	Total	Right	Thru	Left	U-Turn	CW-NB	CW-SB	Total	
4:30 PM	0	0	0	0	9	22	31	0	0	0	0	10	21	31	0	0	0	0	1	12	13	0	0	0	0	15	11	26	101
4:45 PM	0	0	0	0	22	37	59	0	0	0	0	17	29	46	0	0	0	0	8	22	30	0	0	0	0	8	8	16	151
<b>Total</b>	0	0	0	0	31	59	90	0	0	0	0	27	50	77	0	0	0	0	9	34	43	0	0	0	0	23	19	42	252
5:00 PM	0	0	0	0	10	48	58	0	0	0	0	28	41	69	0	0	0	0	17	20	37	0	0	0	0	18	5	23	187
5:15 PM	0	0	0	0	20	65	85	0	0	0	0	22	40	62	0	0	0	0	15	26	41	0	0	0	0	16	7	23	211
5:30 PM	0	0	0	0	12	66	78	0	0	0	0	18	37	55	0	0	0	0	15	22	37	0	0	0	0	16	0	16	186
5:45 PM	0	0	0	0	14	47	61	0	0	0	0	15	32	47	0	0	0	0	13	17	30	0	0	0	0	10	9	19	157
<b>Total</b>	0	0	0	0	56	226	282	0	0	0	0	83	150	233	0	0	0	0	60	85	145	0	0	0	0	60	21	81	741
6:00 PM	0	0	0	0	10	27	37	0	0	0	0	11	22	33	0	0	0	0	11	11	22	0	0	0	0	19	14	33	125
6:15 PM	0	0	0	0	12	49	61	0	0	0	0	4	29	33	0	0	0	0	11	17	28	0	0	0	0	14	4	18	140
<b>Total</b>	0	0	0	0	22	76	98	0	0	0	0	15	51	66	0	0	0	0	22	28	50	0	0	0	0	33	18	51	265
<b>Grand Total</b>	0	0	0	0	109	361	470	0	0	0	0	125	251	376	0	0	0	0	91	147	238	0	0	0	0	116	58	174	1258
Approach %	0	0	0	0	23.2	76.8		0	0	0	0	33.2	66.8		0	0	0	0	38.2	61.8		0	0	0	0	66.7	33.3		
Total %	0	0	0	0	8.66	28.7	37.4	0	0	0	0	9.94	20	29.9	0	0	0	0	7.23	11.7	18.9	0	0	0	0	9.22	4.61	13.8	
Exiting Leg Total	470							376							238							174	1258						

Peak Hour Analysis from 04:30 PM to 06:30 PM begins at:

	Cardinal Medeiros Avenue							Hampshire Street							Portland Street							Hampshire Street							Total
	from North							from East							from South							from West							
	Right	Thru	Left	U-Turn	CW-EB	CW-WB	Total	Right	Thru	Left	U-Turn	CW-SB	CW-NB	Total	Right	Thru	Left	U-Turn	CW-WB	CW-EB	Total	Right	Thru	Left	U-Turn	CW-NB	CW-SB	Total	
5:00 PM	0	0	0	0	10	48	58	0	0	0	0	28	41	69	0	0	0	0	17	20	37	0	0	0	0	18	5	23	187
5:15 PM	0	0	0	0	20	65	85	0	0	0	0	22	40	62	0	0	0	0	15	26	41	0	0	0	0	16	7	23	211
5:30 PM	0	0	0	0	12	66	78	0	0	0	0	18	37	55	0	0	0	0	15	22	37	0	0	0	0	16	0	16	186
5:45 PM	0	0	0	0	14	47	61	0	0	0	0	15	32	47	0	0	0	0	13	17	30	0	0	0	0	10	9	19	157
<b>Total Volume</b>	0	0	0	0	56	226	282	0	0	0	0	83	150	233	0	0	0	0	60	85	145	0	0	0	0	60	21	81	741
<b>% Approach Total</b>	0.0	0.0	0.0	0.0	19.9	80.1		0.0	0.0	0.0	0.0	35.6	64.4		0.0	0.0	0.0	0.0	41.4	58.6		0.0	0.0	0.0	0.0	74.1	25.9		
PHF	0.000	0.000	0.000	0.000	0.700	0.856	0.829	0.000	0.000	0.000	0.000	0.741	0.915	0.844	0.000	0.000	0.000	0.000	0.882	0.817	0.884	0.000	0.000	0.000	0.000	0.833	0.583	0.880	0.878
Entering Leg	0							0							0							81	741						
Exiting Leg	282							233							145							81	741						
<b>Total</b>	564							466							290							162	1482						

PDI File #: **186556 K**  
 Location: **N: Portland Street S: Portland Street**  
 Location: **E: Broadway W: Broadway**  
 City, State: **Cambridge, MA**  
 Client: **VHB/ S. Mandzo-Predzic**  
 Site Code: **TBA**  
 Count Date: **Thursday, November 15, 2018**  
 Start Time: **7:30 AM**  
 End Time: **9:30 AM**  
 Class:



**Cars and Heavy Vehicles (Combined)**

	Portland Street					Broadway					Portland Street					Broadway					Total
	from North					from East					from South					from West					
	Right	Thru	Left	U-Turn	Total	Right	Thru	Left	U-Turn	Total	Right	Thru	Left	U-Turn	Total	Right	Thru	Left	U-Turn	Total	
7:30 AM	16	64	12	0	92	3	55	5	0	63	8	38	9	0	55	17	92	15	0	124	334
7:45 AM	20	70	8	0	98	10	57	4	0	71	14	35	13	0	62	13	77	25	0	115	346
<b>Total</b>	<b>36</b>	<b>134</b>	<b>20</b>	<b>0</b>	<b>190</b>	<b>13</b>	<b>112</b>	<b>9</b>	<b>0</b>	<b>134</b>	<b>22</b>	<b>73</b>	<b>22</b>	<b>0</b>	<b>117</b>	<b>30</b>	<b>169</b>	<b>40</b>	<b>0</b>	<b>239</b>	<b>680</b>
8:00 AM	16	71	13	0	100	10	39	2	0	51	19	37	8	0	64	7	64	30	0	101	316
8:15 AM	13	78	11	0	102	12	53	7	0	72	12	44	10	0	66	7	72	21	0	100	340
8:30 AM	18	94	17	0	129	10	54	6	0	70	11	38	6	0	55	8	59	24	0	91	345
8:45 AM	11	85	5	0	101	7	48	11	0	66	12	32	11	0	55	7	74	30	0	111	333
<b>Total</b>	<b>58</b>	<b>328</b>	<b>46</b>	<b>0</b>	<b>432</b>	<b>39</b>	<b>194</b>	<b>26</b>	<b>0</b>	<b>259</b>	<b>54</b>	<b>151</b>	<b>35</b>	<b>0</b>	<b>240</b>	<b>29</b>	<b>269</b>	<b>105</b>	<b>0</b>	<b>403</b>	<b>1334</b>
9:00 AM	13	73	7	0	93	10	60	8	0	78	11	35	8	0	54	16	73	23	0	112	337
9:15 AM	10	93	16	0	119	13	50	2	0	65	14	36	7	0	57	2	73	19	0	94	335
<b>Total</b>	<b>23</b>	<b>166</b>	<b>23</b>	<b>0</b>	<b>212</b>	<b>23</b>	<b>110</b>	<b>10</b>	<b>0</b>	<b>143</b>	<b>25</b>	<b>71</b>	<b>15</b>	<b>0</b>	<b>111</b>	<b>18</b>	<b>146</b>	<b>42</b>	<b>0</b>	<b>206</b>	<b>672</b>
Grand Total	117	628	89	0	834	75	416	45	0	536	101	295	72	0	468	77	584	187	0	848	2686
Approach %	14.0	75.3	10.7	0.0		14.0	77.6	8.4	0.0		21.6	63.0	15.4	0.0		9.1	68.9	22.1	0.0		
Total %	4.4	23.4	3.3	0.0	31.0	2.8	15.5	1.7	0.0	20.0	3.8	11.0	2.7	0.0	17.4	2.9	21.7	7.0	0.0	31.6	
Exiting Leg Total	557					774					750					605					2686
Cars	111	602	82	0	795	71	388	41	0	500	86	268	69	0	423	74	557	181	0	812	2530
% Cars	94.9	95.9	92.1	0.0	95.3	94.7	93.3	91.1	0.0	93.3	85.1	90.8	95.8	0.0	90.4	96.1	95.4	96.8	0.0	95.8	94.2
Exiting Leg Total	520					725					717					568					2530
Heavy Vehicles	6	26	7	0	39	4	28	4	0	36	15	27	3	0	45	3	27	6	0	36	156
% Heavy Vehicles	5.1	4.1	7.9	0.0	4.7	5.3	6.7	8.9	0.0	6.7	14.9	9.2	4.2	0.0	9.6	3.9	4.6	3.2	0.0	4.2	5.8
Exiting Leg Total	37					49					33					37					156

Peak Hour Analysis from 07:30 AM to 09:30 AM begins at:

	Portland Street					Broadway					Portland Street					Broadway					Total
	from North					from East					from South					from West					
	Right	Thru	Left	U-Turn	Total	Right	Thru	Left	U-Turn	Total	Right	Thru	Left	U-Turn	Total	Right	Thru	Left	U-Turn	Total	
8:15 AM	13	78	11	0	102	12	53	7	0	72	12	44	10	0	66	7	72	21	0	100	340
8:30 AM	18	94	17	0	129	10	54	6	0	70	11	38	6	0	55	8	59	24	0	91	345
8:45 AM	11	85	5	0	101	7	48	11	0	66	12	32	11	0	55	7	74	30	0	111	333
9:00 AM	13	73	7	0	93	10	60	8	0	78	11	35	8	0	54	16	73	23	0	112	337
Total Volume	55	330	40	0	425	39	215	32	0	286	46	149	35	0	230	38	278	98	0	414	1355
% Approach Total	12.9	77.6	9.4	0.0		13.6	75.2	11.2	0.0		20.0	64.8	15.2	0.0		9.2	67.1	23.7	0.0		
PHF	0.764	0.878	0.588	0.000	0.824	0.813	0.896	0.727	0.000	0.917	0.958	0.847	0.795	0.000	0.871	0.594	0.939	0.817	0.000	0.924	0.982
Cars	53	319	38	0	410	37	201	28	0	266	38	137	33	0	208	37	268	96	0	401	1285
Cars %	96.4	96.7	95.0	0.0	96.5	94.9	93.5	87.5	0.0	93.0	82.6	91.9	94.3	0.0	90.4	97.4	96.4	98.0	0.0	96.9	94.8
Heavy Vehicles	2	11	2	0	15	2	14	4	0	20	8	12	2	0	22	1	10	2	0	13	70
Heavy Vehicles %	3.6	3.3	5.0	0.0	3.5	5.1	6.5	12.5	0.0	7.0	17.4	8.1	5.7	0.0	9.6	2.6	3.6	2.0	0.0	3.1	5.2
Cars Enter Leg	53	319	38	0	410	37	201	28	0	266	38	137	33	0	208	37	268	96	0	401	1285
Heavy Enter Leg	2	11	2	0	15	2	14	4	0	20	8	12	2	0	22	1	10	2	0	13	70
Total Entering Leg	55	330	40	0	425	39	215	32	0	286	46	149	35	0	230	38	278	98	0	414	1355
Cars Exiting Leg	270					344					384					287					1285
Heavy Exiting Leg	16					20					16					18					70
Total Exiting Leg	286					364					400					305					1355

PDI File #: **186556 K**  
 Location: **N: Portland Street S: Portland Street**  
 Location: **E: Broadway W: Broadway**  
 City, State: **Cambridge, MA**  
 Client: **VHB/ S. Mandzo-Predzic**  
 Site Code: **TBA**  
 Count Date: **Thursday, November 15, 2018**  
 Start Time: **7:30 AM**  
 End Time: **9:30 AM**  
 Class:



**Cars-Combined (Motorcycles, Cars, Light Goods)**

	Portland Street					Broadway					Portland Street					Broadway					Total
	from North					from East					from South					from West					
	Right	Thru	Left	U-Turn	Total	Right	Thru	Left	U-Turn	Total	Right	Thru	Left	U-Turn	Total	Right	Thru	Left	U-Turn	Total	
7:30 AM	16	60	11	0	87	2	51	5	0	58	7	32	9	0	48	17	88	13	0	118	311
7:45 AM	18	65	7	0	90	10	54	4	0	68	12	31	12	0	55	12	72	23	0	107	320
Total	34	125	18	0	177	12	105	9	0	126	19	63	21	0	103	29	160	36	0	225	631
8:00 AM	15	70	13	0	98	9	37	2	0	48	16	35	8	0	59	7	59	30	0	96	301
8:15 AM	13	77	11	0	101	11	50	6	0	67	10	40	10	0	60	7	69	20	0	96	324
8:30 AM	17	92	15	0	124	9	50	5	0	64	9	35	6	0	50	7	57	24	0	88	326
8:45 AM	11	80	5	0	96	7	47	10	0	64	11	28	10	0	49	7	71	29	0	107	316
Total	56	319	44	0	419	36	184	23	0	243	46	138	34	0	218	28	256	103	0	387	1267
9:00 AM	12	70	7	0	89	10	54	7	0	71	8	34	7	0	49	16	71	23	0	110	319
9:15 AM	9	88	13	0	110	13	45	2	0	60	13	33	7	0	53	1	70	19	0	90	313
Total	21	158	20	0	199	23	99	9	0	131	21	67	14	0	102	17	141	42	0	200	632
Grand Total	111	602	82	0	795	71	388	41	0	500	86	268	69	0	423	74	557	181	0	812	2530
Approach %	14.0	75.7	10.3	0.0		14.2	77.6	8.2	0.0		20.3	63.4	16.3	0.0		9.1	68.6	22.3	0.0		
Total %	4.4	23.8	3.2	0.0	31.4	2.8	15.3	1.6	0.0	19.8	3.4	10.6	2.7	0.0	16.7	2.9	22.0	7.2	0.0	32.1	
Exiting Leg Total	520					725					717					568					2530

Peak Hour Analysis from 07:30 AM to 09:30 AM begins at:

	Portland Street					Broadway					Portland Street					Broadway					Total				
	from North					from East					from South					from West									
	Right	Thru	Left	U-Turn	Total	Right	Thru	Left	U-Turn	Total	Right	Thru	Left	U-Turn	Total	Right	Thru	Left	U-Turn	Total					
8:15 AM	13	77	11	0	101	11	50	6	0	67	10	40	10	0	60	7	69	20	0	96	324				
8:30 AM	17	92	15	0	124	9	50	5	0	64	9	35	6	0	50	7	57	24	0	88	326				
8:45 AM	11	80	5	0	96	7	47	10	0	64	11	28	10	0	49	7	71	29	0	107	316				
9:00 AM	12	70	7	0	89	10	54	7	0	71	8	34	7	0	49	16	71	23	0	110	319				
Total Volume	53	319	38	0	410	37	201	28	0	266	38	137	33	0	208	37	268	96	0	401	1285				
% Approach Total	12.9	77.8	9.3	0.0		13.9	75.6	10.5	0.0		18.3	65.9	15.9	0.0		9.2	66.8	23.9	0.0						
PHF	0.779	0.867	0.633	0.000	0.827	0.841	0.931	0.700	0.000	0.937	0.864	0.856	0.825	0.000	0.867	0.578	0.944	0.828	0.000	0.911	0.985				
Entering Leg	53	319	38	0	410	37	201	28	0	266	38	137	33	0	208	37	268	96	0	401	1285				
Exiting Leg																					270	344	384	287	1285
Total	680					610					592					688					2570				

PDI File #: 186556 K  
 Location: N: Portland Street S: Portland Street  
 Location: E: Broadway W: Broadway  
 City, State: Cambridge, MA  
 Client: VHB/ S. Mandzo-Prelidzic  
 Site Code: TBA



46 Morton Street, Framingham, MA 01702  
 Office: 508-875-0100 Fax: 508-875-0118  
 Email: datarequests@pdilic.com

Count Date: Thursday, November 15, 2018  
 Start Time: 7:30 AM  
 End Time: 9:30 AM

Class:

**Heavy Vehicles-Combined (Buses, Single-Unit Trucks, Articulated Trucks)**

	Portland Street					Broadway					Portland Street					Broadway					Total
	from North					from East					from South					from West					
	Right	Thru	Left	U-Turn	Total	Right	Thru	Left	U-Turn	Total	Right	Thru	Left	U-Turn	Total	Right	Thru	Left	U-Turn	Total	
7:30 AM	0	4	1	0	5	1	4	0	0	5	1	6	0	0	7	0	4	2	0	6	23
7:45 AM	2	5	1	0	8	0	3	0	0	3	2	4	1	0	7	1	5	2	0	8	26
Total	2	9	2	0	13	1	7	0	0	8	3	10	1	0	14	1	9	4	0	14	49
8:00 AM	1	1	0	0	2	1	2	0	0	3	3	2	0	0	5	0	5	0	0	5	15
8:15 AM	0	1	0	0	1	1	3	1	0	5	2	4	0	0	6	0	3	1	0	4	16
8:30 AM	1	2	2	0	5	1	4	1	0	6	2	3	0	0	5	1	2	0	0	3	19
8:45 AM	0	5	0	0	5	0	1	1	0	2	1	4	1	0	6	0	3	1	0	4	17
Total	2	9	2	0	13	3	10	3	0	16	8	13	1	0	22	1	13	2	0	16	67
9:00 AM	1	3	0	0	4	0	6	1	0	7	3	1	1	0	5	0	2	0	0	2	18
9:15 AM	1	5	3	0	9	0	5	0	0	5	1	3	0	0	4	1	3	0	0	4	22
Total	2	8	3	0	13	0	11	1	0	12	4	4	1	0	9	1	5	0	0	6	40
Grand Total	6	26	7	0	39	4	28	4	0	36	15	27	3	0	45	3	27	6	0	36	156
Approach %	15.4	66.7	17.9	0.0		11.1	77.8	11.1	0.0		33.3	60.0	6.7	0.0		8.3	75.0	16.7	0.0		
Total %	3.8	16.7	4.5	0.0	25.0	2.6	17.9	2.6	0.0	23.1	9.6	17.3	1.9	0.0	28.8	1.9	17.3	3.8	0.0	23.1	
Exiting Leg Total	37					49					33					37					156
Buses	1	1	1	0	3	0	11	0	0	11	11	12	1	0	24	0	15	2	0	17	55
% Buses	16.7	3.8	14.3	0.0	7.7	0.0	39.3	0.0	0.0	30.6	73.3	44.4	33.3	0.0	53.3	0.0	55.6	33.3	0.0	47.2	35.3
Exiting Leg Total	14					27					1					13					55
Single-Unit Trucks	5	25	6	0	36	4	16	3	0	23	3	15	2	0	20	3	11	4	0	18	97
% Single-Unit	83.3	96.2	85.7	0.0	92.3	100.0	57.1	75.0	0.0	63.9	20.0	55.6	66.7	0.0	44.4	100.0	40.7	66.7	0.0	50.0	62.2
Exiting Leg Total	23					20					31					23					97
Articulated Trucks	0	0	0	0	0	0	1	1	0	2	1	0	0	0	1	0	1	0	0	1	4
% Articulated	0.0	0.0	0.0	0.0	0.0	0.0	3.6	25.0	0.0	5.6	6.7	0.0	0.0	0.0	2.2	0.0	3.7	0.0	0.0	2.8	2.6
Exiting Leg Total	0					2					1					1					4

**Peak Hour Analysis from 07:30 AM to 09:30 AM begins at:**

	Portland Street					Broadway					Portland Street					Broadway					Total
	from North					from East					from South					from West					
	Right	Thru	Left	U-Turn	Total	Right	Thru	Left	U-Turn	Total	Right	Thru	Left	U-Turn	Total	Right	Thru	Left	U-Turn	Total	
7:30 AM	0	4	1	0	5	1	4	0	0	5	1	6	0	0	7	0	4	2	0	6	23
7:45 AM	2	5	1	0	8	0	3	0	0	3	2	4	1	0	7	1	5	2	0	8	26
8:00 AM	1	1	0	0	2	1	2	0	0	3	3	2	0	0	5	0	5	0	0	5	15
8:15 AM	0	1	0	0	1	1	3	1	0	5	2	4	0	0	6	0	3	1	0	4	16
Total Volume	3	11	2	0	16	3	12	1	0	16	8	16	1	0	25	1	17	5	0	23	80
% Approach Total	18.8	68.8	12.5	0.0		18.8	75.0	6.3	0.0		32.0	64.0	4.0	0.0		4.3	73.9	21.7	0.0		
PHF	0.375	0.550	0.500	0.000	0.500	0.750	0.750	0.250	0.000	0.800	0.667	0.667	0.250	0.000	0.893	0.250	0.850	0.625	0.000	0.719	0.769
Buses	0	1	0	0	1	0	6	0	0	6	6	6	0	0	12	0	9	1	0	10	29
Buses %	0.0	9.1	0.0	0.0	6.3	0.0	50.0	0.0	0.0	37.5	75.0	37.5	0.0	0.0	48.0	0.0	52.9	20.0	0.0	43.5	36.3
Single-Unit Trucks	3	10	2	0	15	3	6	1	0	10	1	10	1	0	12	1	7	4	0	12	49
Single-Unit %	100.0	90.9	100.0	0.0	93.8	100.0	50.0	100.0	0.0	62.5	12.5	62.5	100.0	0.0	48.0	100.0	41.2	80.0	0.0	52.2	61.3
Articulated Trucks	0	0	0	0	0	0	0	0	0	0	1	0	0	0	1	0	1	0	0	1	2
Articulated %	0.0	0.0	0.0	0.0	0.0	0.0	0.0	0.0	0.0	0.0	12.5	0.0	0.0	0.0	4.0	0.0	5.9	0.0	0.0	4.3	2.5
Buses	0	1	0	0	1	0	6	0	0	6	6	6	0	0	12	0	9	1	0	10	29
Single-Unit Trucks	3	10	2	0	15	3	6	1	0	10	1	10	1	0	12	1	7	4	0	12	49
Articulated Trucks	0	0	0	0	0	0	0	0	0	0	1	0	0	0	1	0	1	0	0	1	2
Total Entering Leg	3	11	2	0	16	3	12	1	0	16	8	16	1	0	25	1	17	5	0	23	80
Buses	7					15					1					6					29
Single-Unit Trucks	17					10					12					10					49
Articulated Trucks	0					2					0					0					2
Total Exiting Leg	24					27					13					16					80

PDI File #: **186556 K**  
 Location: **N: Portland Street S: Portland Street**  
 Location: **E: Broadway W: Broadway**  
 City, State: **Cambridge, MA**  
 Client: **VHB/ S. Mandzo-Prelczic**  
 Site Code: **TBA**  
 Count Date: **Thursday, November 15, 2018**  
 Start Time: **7:30 AM**  
 End Time: **9:30 AM**  
 Class:



46 Morton Street, Framingham, MA 01702  
 Office: 508-875-0100 Fax: 508-875-0118  
 Email: datarequests@pdilic.com

**Cars**

	Portland Street					Broadway					Portland Street					Broadway					Total
	from North					from East					from South					from West					
	Right	Thru	Left	U-Turn	Total	Right	Thru	Left	U-Turn	Total	Right	Thru	Left	U-Turn	Total	Right	Thru	Left	U-Turn	Total	
7:30 AM	16	54	10	0	80	2	47	3	0	52	5	30	9	0	44	17	84	10	0	111	287
7:45 AM	17	58	7	0	82	5	46	4	0	55	10	28	12	0	50	12	69	22	0	103	290
<b>Total</b>	<b>33</b>	<b>112</b>	<b>17</b>	<b>0</b>	<b>162</b>	<b>7</b>	<b>93</b>	<b>7</b>	<b>0</b>	<b>107</b>	<b>15</b>	<b>58</b>	<b>21</b>	<b>0</b>	<b>94</b>	<b>29</b>	<b>153</b>	<b>32</b>	<b>0</b>	<b>214</b>	<b>577</b>
8:00 AM	13	68	13	0	94	2	34	2	0	38	14	29	6	0	49	4	59	30	0	93	274
8:15 AM	12	74	10	0	96	9	43	6	0	58	8	38	9	0	55	7	66	19	0	92	301
8:30 AM	17	86	14	0	117	8	45	5	0	58	9	35	6	0	50	7	54	23	0	84	309
8:45 AM	9	73	5	0	87	7	42	6	0	55	11	25	10	0	46	6	68	27	0	101	289
<b>Total</b>	<b>51</b>	<b>301</b>	<b>42</b>	<b>0</b>	<b>394</b>	<b>26</b>	<b>164</b>	<b>19</b>	<b>0</b>	<b>209</b>	<b>42</b>	<b>127</b>	<b>31</b>	<b>0</b>	<b>200</b>	<b>24</b>	<b>247</b>	<b>99</b>	<b>0</b>	<b>370</b>	<b>1173</b>
9:00 AM	11	64	7	0	82	8	48	5	0	61	6	32	7	0	45	16	67	20	0	103	291
9:15 AM	8	84	12	0	104	11	38	1	0	50	12	31	7	0	50	1	67	19	0	87	291
<b>Total</b>	<b>19</b>	<b>148</b>	<b>19</b>	<b>0</b>	<b>186</b>	<b>19</b>	<b>86</b>	<b>6</b>	<b>0</b>	<b>111</b>	<b>18</b>	<b>63</b>	<b>14</b>	<b>0</b>	<b>95</b>	<b>17</b>	<b>134</b>	<b>39</b>	<b>0</b>	<b>190</b>	<b>582</b>
Grand Total	103	561	78	0	742	52	343	32	0	427	75	248	66	0	389	70	534	170	0	774	2332
Approach %	13.9	75.6	10.5	0.0		12.2	80.3	7.5	0.0		19.3	63.8	17.0	0.0		9.0	69.0	22.0	0.0		
Total %	4.4	24.1	3.3	0.0	31.8	2.2	14.7	1.4	0.0	18.3	3.2	10.6	2.8	0.0	16.7	3.0	22.9	7.3	0.0	33.2	
Exiting Leg Total	470					687					663					512					2332

Peak Hour Analysis from 07:30 AM to 09:30 AM begins at:

	Portland Street					Broadway					Portland Street					Broadway					Total
	from North					from East					from South					from West					
	Right	Thru	Left	U-Turn	Total	Right	Thru	Left	U-Turn	Total	Right	Thru	Left	U-Turn	Total	Right	Thru	Left	U-Turn	Total	
8:15 AM	12	74	10	0	96	9	43	6	0	58	8	38	9	0	55	7	66	19	0	92	301
8:30 AM	17	86	14	0	117	8	45	5	0	58	9	35	6	0	50	7	54	23	0	84	309
8:45 AM	9	73	5	0	87	7	42	6	0	55	11	25	10	0	46	6	68	27	0	101	289
9:00 AM	11	64	7	0	82	8	48	5	0	61	6	32	7	0	45	16	67	20	0	103	291
Total Volume	49	297	36	0	382	32	178	22	0	232	34	130	32	0	196	36	255	89	0	380	1190
% Approach Total	12.8	77.7	9.4	0.0		13.8	76.7	9.5	0.0		17.3	66.3	16.3	0.0		9.5	67.1	23.4	0.0		
PHF	0.721	0.863	0.643	0.000	0.816	0.889	0.927	0.917	0.000	0.951	0.773	0.855	0.800	0.000	0.891	0.563	0.938	0.824	0.000	0.922	0.963
Entering Leg	49	297	36	0	382	32	178	22	0	232	34	130	32	0	196	36	255	89	0	380	1190
Exiting Leg	251					325					355					259					1190
<b>Total</b>	<b>633</b>					<b>557</b>					<b>551</b>					<b>639</b>					<b>2380</b>

PDI File #: **186556 K**  
 Location: **N: Portland Street S: Portland Street**  
 Location: **E: Broadway W: Broadway**  
 City, State: **Cambridge, MA**  
 Client: **VHB/ S. Mandzo-Predzic**  
 Site Code: **TBA**  
 Count Date: **Thursday, November 15, 2018**  
 Start Time: **7:30 AM**  
 End Time: **9:30 AM**  
 Class: **Light Goods Vehicle**



46 Morton Street, Framingham, MA 01702  
 Office: 508-875-0100 Fax: 508-875-0118  
 Email: datarequests@pdilic.com

**Light Goods Vehicle**

	Portland Street					Broadway					Portland Street					Broadway					Total
	from North					from East					from South					from West					
	Right	Thru	Left	U-Turn	Total	Right	Thru	Left	U-Turn	Total	Right	Thru	Left	U-Turn	Total	Right	Thru	Left	U-Turn	Total	
7:30 AM	0	6	1	0	7	0	4	2	0	6	2	2	0	0	4	0	4	3	0	7	24
7:45 AM	1	7	0	0	8	5	8	0	0	13	2	3	0	0	5	0	2	1	0	3	29
Total	1	13	1	0	15	5	12	2	0	19	4	5	0	0	9	0	6	4	0	10	53
8:00 AM	2	2	0	0	4	7	3	0	0	10	2	6	2	0	10	3	0	0	0	3	27
8:15 AM	1	2	1	0	4	2	7	0	0	9	2	2	1	0	5	0	3	1	0	4	22
8:30 AM	0	5	1	0	6	1	5	0	0	6	0	0	0	0	0	0	3	1	0	4	16
8:45 AM	2	7	0	0	9	0	4	4	0	8	0	3	0	0	3	1	3	2	0	6	26
Total	5	16	2	0	23	10	19	4	0	33	4	11	3	0	18	4	9	4	0	17	91
9:00 AM	1	6	0	0	7	2	6	2	0	10	1	2	0	0	3	0	4	3	0	7	27
9:15 AM	1	3	1	0	5	2	7	1	0	10	0	2	0	0	2	0	3	0	0	3	20
Total	2	9	1	0	12	4	13	3	0	20	1	4	0	0	5	0	7	3	0	10	47
Grand Total	8	38	4	0	50	19	44	9	0	72	9	20	3	0	32	4	22	11	0	37	191
Approach %	16.0	76.0	8.0	0.0		26.4	61.1	12.5	0.0		28.1	62.5	9.4	0.0		10.8	59.5	29.7	0.0		
Total %	4.2	19.9	2.1	0.0	26.2	9.9	23.0	4.7	0.0	37.7	4.7	10.5	1.6	0.0	16.8	2.1	11.5	5.8	0.0	19.4	
Exiting Leg Total	50					35					51					55					191

Peak Hour Analysis from 07:30 AM to 09:30 AM begins at:

	Portland Street					Broadway					Portland Street					Broadway					Total
	from North					from East					from South					from West					
	Right	Thru	Left	U-Turn	Total	Right	Thru	Left	U-Turn	Total	Right	Thru	Left	U-Turn	Total	Right	Thru	Left	U-Turn	Total	
7:30 AM	0	6	1	0	7	0	4	2	0	6	2	2	0	0	4	0	4	3	0	7	24
7:45 AM	1	7	0	0	8	5	8	0	0	13	2	3	0	0	5	0	2	1	0	3	29
8:00 AM	2	2	0	0	4	7	3	0	0	10	2	6	2	0	10	3	0	0	0	3	27
8:15 AM	1	2	1	0	4	2	7	0	0	9	2	2	1	0	5	0	3	1	0	4	22
Total Volume	4	17	2	0	23	14	22	2	0	38	8	13	3	0	24	3	9	5	0	17	102
% Approach Total	17.4	73.9	8.7	0.0		36.8	57.9	5.3	0.0		33.3	54.2	12.5	0.0		17.6	52.9	29.4	0.0		
PHF	0.500	0.607	0.500	0.000	0.719	0.500	0.688	0.250	0.000	0.731	1.000	0.542	0.375	0.000	0.600	0.250	0.563	0.417	0.000	0.607	0.879
Entering Leg	4	17	2	0	23	14	22	2	0	38	8	13	3	0	24	3	9	5	0	17	102
Exiting Leg	32					19					22					29					102
Total	55					57					46					46					204



PDI File #: **186556 K**  
 Location: **N: Portland Street S: Portland Street**  
 Location: **E: Broadway W: Broadway**  
 City, State: **Cambridge, MA**  
 Client: **VHB/ S. Mandzo-Predzic**  
 Site Code: **TBA**  
 Count Date: **Thursday, November 15, 2018**  
 Start Time: **7:30 AM**  
 End Time: **9:30 AM**  
 Class:



46 Morton Street, Framingham, MA 01702  
 Office: 508-875-0100 Fax: 508-875-0118  
 Email: datarequests@pdilic.com

**Buses**

	Portland Street					Broadway					Portland Street					Broadway					Total
	from North					from East					from South					from West					
	Right	Thru	Left	U-Turn	Total	Right	Thru	Left	U-Turn	Total	Right	Thru	Left	U-Turn	Total	Right	Thru	Left	U-Turn	Total	
7:30 AM	0	1	0	0	1	0	2	0	0	2	1	2	0	0	3	0	2	1	0	3	9
7:45 AM	0	0	0	0	0	0	1	0	0	1	2	2	0	0	4	0	0	0	0	0	5
<b>Total</b>	0	1	0	0	1	0	3	0	0	3	3	4	0	0	7	0	2	1	0	3	14
8:00 AM	0	0	0	0	0	0	0	0	0	0	1	1	0	0	2	0	5	0	0	5	7
8:15 AM	0	0	0	0	0	0	3	0	0	3	2	1	0	0	3	0	2	0	0	2	8
8:30 AM	1	0	0	0	1	0	1	0	0	1	1	1	0	0	2	0	2	0	0	2	6
8:45 AM	0	0	0	0	0	0	0	0	0	0	1	4	1	0	6	0	2	1	0	3	9
<b>Total</b>	1	0	0	0	1	0	4	0	0	4	5	7	1	0	13	0	11	1	0	12	30
9:00 AM	0	0	0	0	0	0	2	0	0	2	2	0	0	0	2	0	0	0	0	0	4
9:15 AM	0	0	1	0	1	0	2	0	0	2	1	1	0	0	2	0	2	0	0	2	7
<b>Total</b>	0	0	1	0	1	0	4	0	0	4	3	1	0	0	4	0	2	0	0	2	11
<b>Grand Total</b>	1	1	1	0	3	0	11	0	0	11	11	12	1	0	24	0	15	2	0	17	55
Approach %	33.3	33.3	33.3	0.0		0.0	100.0	0.0	0.0		45.8	50.0	4.2	0.0		0.0	88.2	11.8	0.0		
Total %	1.8	1.8	1.8	0.0	5.5	0.0	20.0	0.0	0.0	20.0	20.0	21.8	1.8	0.0	43.6	0.0	27.3	3.6	0.0	30.9	
Exiting Leg Total	14					27					1					13					55

Peak Hour Analysis from 07:30 AM to 09:30 AM begins at:

	Portland Street					Broadway					Portland Street					Broadway					Total
	from North					from East					from South					from West					
	Right	Thru	Left	U-Turn	Total	Right	Thru	Left	U-Turn	Total	Right	Thru	Left	U-Turn	Total	Right	Thru	Left	U-Turn	Total	
8:00 AM	0	0	0	0	0	0	0	0	0	0	1	1	0	0	2	0	5	0	0	5	7
8:15 AM	0	0	0	0	0	0	3	0	0	3	2	1	0	0	3	0	2	0	0	2	8
8:30 AM	1	0	0	0	1	0	1	0	0	1	1	1	0	0	2	0	2	0	0	2	6
8:45 AM	0	0	0	0	0	0	0	0	0	0	1	4	1	0	6	0	2	1	0	3	9
<b>Total Volume</b>	1	0	0	0	1	0	4	0	0	4	5	7	1	0	13	0	11	1	0	12	30
% Approach Total	100.0	0.0	0.0	0.0		0.0	100.0	0.0	0.0		38.5	53.8	7.7	0.0		0.0	91.7	8.3	0.0		
PHF	0.250	0.000	0.000	0.000	0.250	0.000	0.333	0.000	0.000	0.333	0.625	0.438	0.250	0.000	0.542	0.000	0.550	0.250	0.000	0.600	0.833
Entering Leg	1	0	0	0	1	0	4	0	0	4	5	7	1	0	13	0	11	1	0	12	30
Exiting Leg	8					16					0					6					30
<b>Total</b>	9					20					13					18					60

PDI File #: **186556 K**  
 Location: **N: Portland Street S: Portland Street**  
 Location: **E: Broadway W: Broadway**  
 City, State: **Cambridge, MA**  
 Client: **VHB/ S. Mandzo-Predzic**  
 Site Code: **TBA**  
 Count Date: **Thursday, November 15, 2018**  
 Start Time: **7:30 AM**  
 End Time: **9:30 AM**  
 Class:



46 Morton Street, Framingham, MA 01702  
 Office: 508-875-0100 Fax: 508-875-0118  
 Email: datarequests@pdillc.com

**Single-Unit Trucks**

	Portland Street					Broadway					Portland Street					Broadway					Total	
	from North					from East					from South					from West						
	Right	Thru	Left	U-Turn	Total	Right	Thru	Left	U-Turn	Total	Right	Thru	Left	U-Turn	Total	Right	Thru	Left	U-Turn	Total		
7:30 AM	0	3	1	0	4	1	2	0	0	3	0	4	0	0	4	0	2	1	0	3	14	
7:45 AM	2	5	1	0	8	0	2	0	0	2	0	2	1	0	3	1	4	2	0	7	20	
Total	2	8	2	0	12	1	4	0	0	5	0	6	1	0	7	1	6	3	0	10	34	
8:00 AM	1	1	0	0	2	1	2	0	0	3	1	1	0	0	2	0	0	0	0	0	7	
8:15 AM	0	1	0	0	1	1	0	1	0	2	0	3	0	0	3	0	1	1	0	2	8	
8:30 AM	0	2	2	0	4	1	2	1	0	4	1	2	0	0	3	1	0	0	0	1	12	
8:45 AM	0	5	0	0	5	0	1	0	0	1	0	0	0	0	0	0	1	0	0	1	7	
Total	1	9	2	0	12	3	5	2	0	10	2	6	0	0	8	1	2	1	0	4	34	
9:00 AM	1	3	0	0	4	0	4	1	0	5	1	1	1	0	3	0	2	0	0	2	14	
9:15 AM	1	5	2	0	8	0	3	0	0	3	0	2	0	0	2	1	1	0	0	2	15	
Total	2	8	2	0	12	0	7	1	0	8	1	3	1	0	5	1	3	0	0	4	29	
Grand Total	5	25	6	0	36	4	16	3	0	23	3	15	2	0	20	3	11	4	0	18	97	
Approach %	13.9	69.4	16.7	0.0		17.4	69.6	13.0	0.0		15.0	75.0	10.0	0.0		16.7	61.1	22.2	0.0			
Total %	5.2	25.8	6.2	0.0	37.1	4.1	16.5	3.1	0.0	23.7	3.1	15.5	2.1	0.0	20.6	3.1	11.3	4.1	0.0	18.6		
Exiting Leg Total						23					20					31					23	97

Peak Hour Analysis from 07:30 AM to 09:30 AM begins at:

	Portland Street					Broadway					Portland Street					Broadway					Total	
	from North					from East					from South					from West						
	Right	Thru	Left	U-Turn	Total	Right	Thru	Left	U-Turn	Total	Right	Thru	Left	U-Turn	Total	Right	Thru	Left	U-Turn	Total		
7:30 AM	0	3	1	0	4	1	2	0	0	3	0	4	0	0	4	0	2	1	0	3	14	
7:45 AM	2	5	1	0	8	0	2	0	0	2	0	2	1	0	3	1	4	2	0	7	20	
8:00 AM	1	1	0	0	2	1	2	0	0	3	1	1	0	0	2	0	0	0	0	0	7	
8:15 AM	0	1	0	0	1	1	0	1	0	2	0	3	0	0	3	0	1	1	0	2	8	
Total Volume	3	10	2	0	15	3	6	1	0	10	1	10	1	0	12	1	7	4	0	12	49	
% Approach Total	20.0	66.7	13.3	0.0		30.0	60.0	10.0	0.0		8.3	83.3	8.3	0.0		8.3	58.3	33.3	0.0			
PHF	0.375	0.500	0.500	0.000	0.469	0.750	0.750	0.250	0.000	0.833	0.250	0.625	0.250	0.000	0.750	0.250	0.438	0.500	0.000	0.429	0.613	
Entering Leg	3	10	2	0	15	3	6	1	0	10	1	10	1	0	12	1	7	4	0	12	49	
Exiting Leg						17					10					12					10	49
Total						32					20					24					22	98

PDI File #: **186556 K**  
 Location: **N: Portland Street S: Portland Street**  
 Location: **E: Broadway W: Broadway**  
 City, State: **Cambridge, MA**  
 Client: **VHB/ S. Mandzo-Predzic**  
 Site Code: **TBA**  
 Count Date: **Thursday, November 15, 2018**  
 Start Time: **7:30 AM**  
 End Time: **9:30 AM**  
 Class:



46 Morton Street, Framingham, MA 01702  
 Office: 508-875-0100 Fax: 508-875-0118  
 Email: datarequests@pdilic.com

**Articulated Trucks**

	Portland Street					Broadway					Portland Street					Broadway					Total
	from North					from East					from South					from West					
	Right	Thru	Left	U-Turn	Total	Right	Thru	Left	U-Turn	Total	Right	Thru	Left	U-Turn	Total	Right	Thru	Left	U-Turn	Total	
7:30 AM	0	0	0	0	0	0	0	0	0	0	0	0	0	0	0	0	0	0	0	0	0
7:45 AM	0	0	0	0	0	0	0	0	0	0	0	0	0	0	0	0	1	0	0	0	1
Total	0	0	0	0	0	0	0	0	0	0	0	0	0	0	0	0	1	0	0	0	1
8:00 AM	0	0	0	0	0	0	0	0	0	0	1	0	0	0	1	0	0	0	0	0	1
8:15 AM	0	0	0	0	0	0	0	0	0	0	0	0	0	0	0	0	0	0	0	0	0
8:30 AM	0	0	0	0	0	0	1	0	0	1	0	0	0	0	0	0	0	0	0	0	1
8:45 AM	0	0	0	0	0	0	0	1	0	1	0	0	0	0	0	0	0	0	0	0	1
Total	0	0	0	0	0	0	1	1	0	2	1	0	0	0	1	0	0	0	0	0	3
9:00 AM	0	0	0	0	0	0	0	0	0	0	0	0	0	0	0	0	0	0	0	0	0
9:15 AM	0	0	0	0	0	0	0	0	0	0	0	0	0	0	0	0	0	0	0	0	0
Total	0	0	0	0	0	0	0	0	0	0	0	0	0	0	0	0	0	0	0	0	0
Grand Total	0	0	0	0	0	0	1	1	0	2	1	0	0	0	1	0	1	0	0	1	4
Approach %	0.0	0.0	0.0	0.0		0.0	50.0	50.0	0.0		100.0	0.0	0.0	0.0		0.0	100.0	0.0	0.0		
Total %	0.0	0.0	0.0	0.0	0.0	0.0	25.0	25.0	0.0	50.0	25.0	0.0	0.0	0.0	25.0	0.0	25.0	0.0	0.0	25.0	
Exiting Leg Total	0					2					1					1					4

Peak Hour Analysis from 07:30 AM to 09:30 AM begins at:

	Portland Street					Broadway					Portland Street					Broadway					Total
	from North					from East					from South					from West					
	Right	Thru	Left	U-Turn	Total	Right	Thru	Left	U-Turn	Total	Right	Thru	Left	U-Turn	Total	Right	Thru	Left	U-Turn	Total	
7:45 AM	0	0	0	0	0	0	0	0	0	0	0	0	0	0	0	0	1	0	0	0	1
7:45 AM	0	0	0	0	0	0	0	0	0	0	1	0	0	0	1	0	0	0	0	0	1
8:00 AM	0	0	0	0	0	0	0	0	0	0	0	0	0	0	0	0	0	0	0	0	0
8:15 AM	0	0	0	0	0	0	0	0	0	0	0	0	0	0	0	0	0	0	0	0	0
8:30 AM	0	0	0	0	0	0	1	0	0	1	0	0	0	0	0	0	0	0	0	0	1
Total Volume	0	0	0	0	0	0	1	0	0	1	1	0	0	0	1	0	1	0	0	1	3
% Approach Total	0.0	0.0	0.0	0.0		0.0	100.0	0.0	0.0		100.0	0.0	0.0	0.0		0.0	100.0	0.0	0.0		
PHF	0.000	0.000	0.000	0.000	0.000	0.000	0.250	0.000	0.000	0.250	0.250	0.000	0.000	0.000	0.250	0.000	0.250	0.000	0.000	0.250	0.750
Entering Leg	0	0	0	0	0	0	1	0	0	1	1	0	0	0	1	0	1	0	0	1	3
Exiting Leg	0					2					0					1					3
Total	0					3					1					2					6

PDI File #: 186556 K  
 Location: N: Portland Street S: Portland Street  
 Location: E: Broadway W: Broadway  
 City, State: Cambridge, MA  
 Client: VHB/ S. Mandzo-Predzic  
 Site Code: TBA  
 Count Date: Thursday, November 15, 2018  
 Start Time: 7:30 AM  
 End Time: 9:30 AM  
 Class:



46 Morton Street, Framingham, MA 01702  
 Office: 508-875-0100 Fax: 508-875-0118  
 Email: datarequests@pdilic.com

**Bicycles (on Roadway and Crosswalks)**

	Portland Street							Broadway							Portland Street							Broadway							Total	
	from North							from East							from South							from West								
	Right	Thru	Left	U-Turn	CW-EB	CW-WB	Total	Right	Thru	Left	U-Turn	CW-SB	CW-NB	Total	Right	Thru	Left	U-Turn	CW-WB	CW-EB	Total	Right	Thru	Left	U-Turn	CW-NB	CW-SB	Total		
7:30 AM	0	8	3	0	0	0	11	0	2	0	0	0	0	2	0	0	0	0	0	0	0	0	14	1	0	0	0	15	28	
7:45 AM	0	5	4	0	0	0	9	0	4	0	0	0	1	5	0	0	0	0	0	0	0	0	15	0	0	0	0	15	29	
Total	0	13	7	0	0	0	20	0	6	0	0	0	1	7	0	0	0	0	0	0	0	0	29	1	0	0	0	30	57	
8:00 AM	0	7	1	0	0	0	8	0	0	0	0	0	0	0	5	1	0	0	0	0	0	6	0	15	0	0	0	0	15	29
8:15 AM	0	8	3	0	0	0	11	0	2	0	0	0	0	2	3	3	0	0	0	0	0	6	0	19	0	0	0	0	19	38
8:30 AM	0	7	2	0	0	0	9	0	1	0	0	0	0	1	1	2	0	0	0	0	0	3	0	19	1	0	0	0	20	33
8:45 AM	0	12	8	0	0	0	20	0	4	0	0	0	0	4	0	4	1	0	0	0	0	5	0	26	0	0	0	2	28	57
Total	0	34	14	0	0	0	48	0	7	0	0	0	0	7	9	10	1	0	0	0	0	20	0	79	1	0	0	2	82	157
9:00 AM	0	9	3	0	0	0	12	0	5	0	0	0	0	5	3	2	0	0	0	1	1	6	1	22	0	0	0	0	23	46
9:15 AM	0	5	2	0	0	0	7	0	2	0	0	0	0	2	1	5	0	0	0	0	0	6	0	14	1	0	0	0	15	30
Total	0	14	5	0	0	0	19	0	7	0	0	0	0	7	4	7	0	0	0	1	12	1	36	1	0	0	0	38	76	
Grand Total	0	61	26	0	0	0	87	0	20	0	0	0	1	21	13	17	1	0	0	1	32	1	144	3	0	0	2	150	290	
Approach %	0.0	70.1	29.9	0.0	0.0	0.0		0.0	95.2	0.0	0.0	0.0	4.8	40.6	53.1	3.1	0.0	0.0	3.1	0.7	96.0	2.0	0.0	0.0	1.3					
Total %	0.0	21.0	9.0	0.0	0.0	0.0	30.0	0.0	6.9	0.0	0.0	0.0	0.3	7.2	4.5	5.9	0.3	0.0	0.0	0.3	11.0	0.3	49.7	1.0	0.0	0.0	0.7	51.7		
Exiting Leg Total	20							184							63							23	290							

Peak Hour Analysis from 07:30 AM to 09:30 AM begins at:

	Portland Street							Broadway							Portland Street							Broadway							Total	
	from North							from East							from South							from West								
	Right	Thru	Left	U-Turn	CW-EB	CW-WB	Total	Right	Thru	Left	U-Turn	CW-SB	CW-NB	Total	Right	Thru	Left	U-Turn	CW-WB	CW-EB	Total	Right	Thru	Left	U-Turn	CW-NB	CW-SB	Total		
8:15 AM	0	8	3	0	0	0	11	0	2	0	0	0	0	2	3	3	0	0	0	0	0	6	0	19	0	0	0	0	19	38
8:30 AM	0	7	2	0	0	0	9	0	1	0	0	0	0	1	1	2	0	0	0	0	0	3	0	19	1	0	0	0	20	33
8:45 AM	0	12	8	0	0	0	20	0	4	0	0	0	0	4	0	4	1	0	0	0	0	5	0	26	0	0	0	2	28	57
9:00 AM	0	9	3	0	0	0	12	0	5	0	0	0	0	5	3	2	0	0	0	1	1	6	1	22	0	0	0	0	23	46
Total Volume	0	36	16	0	0	0	52	0	12	0	0	0	0	12	7	11	1	0	0	1	20	1	86	1	0	0	2	90	174	
% Approach Total	0.0	69.2	30.8	0.0	0.0	0.0		0.0	100.0	0.0	0.0	0.0	0.0	35.0	55.0	5.0	0.0	0.0	5.0	1.1	95.6	1.1	0.0	0.0	2.2					
PHF	0.000	0.750	0.500	0.000	0.000	0.000	0.650	0.000	0.600	0.000	0.000	0.000	0.600	0.583	0.688	0.250	0.000	0.000	0.250	0.833	0.250	0.827	0.250	0.000	0.000	0.250	0.804	0.763		
Entering Leg	0	36	16	0	0	0	52	0	12	0	0	0	0	12	7	11	1	0	0	1	20	1	86	1	0	0	2	90	174	
Exiting Leg	12							109							38							15	174							
Total	64							121							58							105	348							

PDI File #: 186556 K  
 Location: N: Portland Street S: Portland Street  
 Location: E: Broadway W: Broadway  
 City, State: Cambridge, MA  
 Client: VHB/ S. Mandzo-Predzic  
 Site Code: TBA  
 Count Date: Thursday, November 15, 2018  
 Start Time: 7:30 AM  
 End Time: 9:30 AM  
 Class:



46 Morton Street, Framingham, MA 01702  
 Office: 508-875-0100 Fax: 508-875-0118  
 Email: datarequests@pdilic.com

**Pedestrians**

	Portland Street								Broadway								Portland Street								Broadway								Total
	from North								from East								from South								from West								
	Right	Thru	Left	U-Turn	CW-EB	CW-WB	Total		Right	Thru	Left	U-Turn	CW-SB	CW-NB	Total		Right	Thru	Left	U-Turn	CW-WB	CW-EB	Total		Right	Thru	Left	U-Turn	CW-NB	CW-SB	Total		
7:30 AM	0	0	0	0	6	7	13		0	0	0	0	6	6	12		0	0	0	0	20	20	40		0	0	0	0	11	15	26		91
7:45 AM	0	0	0	0	11	13	24		0	0	0	0	9	11	20		0	0	0	0	23	31	54		0	0	0	0	29	32	61		159
Total	0	0	0	0	17	20	37		0	0	0	0	15	17	32		0	0	0	0	43	51	94		0	0	0	0	40	47	87		250
8:00 AM	0	0	0	0	22	12	34		0	0	0	0	15	23	38		0	0	0	0	26	21	47		0	0	0	0	16	15	31		150
8:15 AM	0	0	0	0	16	17	33		0	0	0	0	9	14	23		0	0	0	0	21	41	62		0	0	0	0	18	27	45		163
8:30 AM	0	0	0	0	16	29	45		0	0	0	0	14	17	31		0	0	0	0	33	42	75		0	0	0	0	14	23	37		188
8:45 AM	0	0	0	0	19	31	50		0	0	0	0	21	26	47		0	0	0	0	46	41	87		0	0	0	0	20	35	55		239
Total	0	0	0	0	73	89	162		0	0	0	0	59	80	139		0	0	0	0	126	145	271		0	0	0	0	68	100	168		740
9:00 AM	0	0	0	0	15	31	46		0	0	0	0	33	18	51		0	0	0	0	55	39	94		0	0	0	0	32	34	66		257
9:15 AM	0	0	0	0	13	18	31		0	0	0	0	10	5	15		0	0	0	0	56	40	96		0	0	0	0	30	33	63		205
Total	0	0	0	0	28	49	77		0	0	0	0	43	23	66		0	0	0	0	111	79	190		0	0	0	0	62	67	129		462
Grand Total	0	0	0	0	118	158	276		0	0	0	0	117	120	237		0	0	0	0	280	275	555		0	0	0	0	170	214	384		1452
Approach %	0	0	0	0	42.8	57.2		0	0	0	0	49.4	50.6		0	0	0	0	50.5	49.5		0	0	0	0	44.3	55.7						
Total %	0	0	0	0	8.13	10.9	19		0	0	0	0	8.06	8.26	16.3		0	0	0	0	19.3	18.9	38.2		0	0	0	0	11.7	14.7	26.4		
Exiting Leg Total	276								237								555								384							1452	

Peak Hour Analysis from 07:30 AM to 09:30 AM begins at:

	Portland Street								Broadway								Portland Street								Broadway								Total			
	from North								from East								from South								from West											
	Right	Thru	Left	U-Turn	CW-EB	CW-WB	Total		Right	Thru	Left	U-Turn	CW-SB	CW-NB	Total		Right	Thru	Left	U-Turn	CW-WB	CW-EB	Total		Right	Thru	Left	U-Turn	CW-NB	CW-SB	Total					
8:30 AM	0	0	0	0	16	29	45		0	0	0	0	14	17	31		0	0	0	0	33	42	75		0	0	0	0	14	23	37		188			
8:45 AM	0	0	0	0	19	31	50		0	0	0	0	21	26	47		0	0	0	0	46	41	87		0	0	0	0	20	35	55		239			
9:00 AM	0	0	0	0	15	31	46		0	0	0	0	33	18	51		0	0	0	0	55	39	94		0	0	0	0	32	34	66		257			
9:15 AM	0	0	0	0	13	18	31		0	0	0	0	10	5	15		0	0	0	0	56	40	96		0	0	0	0	30	33	63		205			
Total Volume	0	0	0	0	63	109	172		0	0	0	0	78	66	144		0	0	0	0	190	162	352		0	0	0	0	96	125	221		889			
% Approach Total	0.0	0.0	0.0	0.0	36.6	63.4		0.0	0.0	0.0	0.0	54.2	45.8		0.0	0.0	0.0	0.0	54.0	46.0		0.0	0.0	0.0	0.0	43.4	56.6									
PHF	0.000	0.000	0.000	0.000	0.829	0.879	0.860		0.000	0.000	0.000	0.000	0.591	0.635	0.706		0.000	0.000	0.000	0.000	0.848	0.964	0.917		0.000	0.000	0.000	0.000	0.750	0.893	0.837		0.865			
Entering Leg	0	0	0	0	63	109	172		0	0	0	0	78	66	144		0	0	0	0	190	162	352		0	0	0	0	96	125	221		889			
Exiting Leg								172									144									352									221	889
Total								344									288									704									442	1778

PDI File #: **186556 KK**  
 Location: **N: Portland Street S: Portland Street**  
 Location: **E: Broadway W: Broadway**  
 City, State: **Cambridge, MA**  
 Client: **VHB/ S. Mandzo-Predzic**  
 Site Code: **TBA**  
 Count Date: **Thursday, November 15, 2018**  
 Start Time: **4:30 PM**  
 End Time: **6:30 PM**  
 Class:



**Cars and Heavy Vehicles (Combined)**

	Portland Street					Broadway					Portland Street					Broadway					Total					
	from North					from East					from South					from West										
	Right	Thru	Left	U-Turn	Total	Right	Thru	Left	U-Turn	Total	Right	Thru	Left	U-Turn	Total	Right	Thru	Left	U-Turn	Total						
4:30 PM	11	45	2	0	58	6	63	7	0	76	7	107	14	0	128	9	59	15	0	83	345					
4:45 PM	1	25	8	0	34	16	78	9	0	103	13	102	16	0	131	9	47	16	0	72	340					
<b>Total</b>	12	70	10	0	92	22	141	16	0	179	20	209	30	0	259	18	106	31	0	155	685					
5:00 PM	9	39	10	0	58	12	72	6	0	90	7	93	23	0	123	13	43	20	0	76	347					
5:15 PM	3	34	1	0	38	9	98	7	0	114	14	89	19	0	122	7	43	17	0	67	341					
5:30 PM	7	35	4	0	46	14	79	0	0	93	10	65	13	0	88	5	20	9	0	34	261					
5:45 PM	13	63	4	0	80	12	79	1	0	92	10	85	25	0	120	7	40	21	0	68	360					
<b>Total</b>	32	171	19	0	222	47	328	14	0	389	41	332	80	0	453	32	146	67	0	245	1309					
6:00 PM	7	32	10	0	49	9	76	1	0	86	18	72	21	0	111	3	52	16	0	71	317					
6:15 PM	10	32	3	0	45	14	81	2	0	97	21	69	12	0	102	5	60	16	1	82	326					
<b>Total</b>	17	64	13	0	94	23	157	3	0	183	39	141	33	0	213	8	112	32	1	153	643					
<b>Grand Total</b>	61	305	42	0	408	92	626	33	0	751	100	682	143	0	925	58	364	130	1	553	2637					
Approach %	15.0	74.8	10.3	0.0		12.3	83.4	4.4	0.0		10.8	73.7	15.5	0.0		10.5	65.8	23.5	0.2							
Total %	2.3	11.6	1.6	0.0	15.5	3.5	23.7	1.3	0.0	28.5	3.8	25.9	5.4	0.0	35.1	2.2	13.8	4.9	0.0	21.0						
Exiting Leg Total						904					506					396					831					2637
Cars	59	296	42	0	397	91	609	33	0	733	88	666	139	0	893	56	349	127	1	533	2556					
% Cars	96.7	97.0	100.0	0.0	97.3	98.9	97.3	100.0	0.0	97.6	88.0	97.7	97.2	0.0	96.5	96.6	95.9	97.7	100.0	96.4	96.9					
Exiting Leg Total						884					479					385					808					2556
Heavy Vehicles	2	9	0	0	11	1	17	0	0	18	12	16	4	0	32	2	15	3	0	20	81					
% Heavy Vehicles	3.3	3.0	0.0	0.0	2.7	1.1	2.7	0.0	0.0	2.4	12.0	2.3	2.8	0.0	3.5	3.4	4.1	2.3	0.0	3.6	3.1					
Exiting Leg Total						20					27					11					23					81

Peak Hour Analysis from 04:30 PM to 06:30 PM begins at:

	Portland Street					Broadway					Portland Street					Broadway					Total					
	from North					from East					from South					from West										
	Right	Thru	Left	U-Turn	Total	Right	Thru	Left	U-Turn	Total	Right	Thru	Left	U-Turn	Total	Right	Thru	Left	U-Turn	Total						
4:30 PM	11	45	2	0	58	6	63	7	0	76	7	107	14	0	128	9	59	15	0	83	345					
4:45 PM	1	25	8	0	34	16	78	9	0	103	13	102	16	0	131	9	47	16	0	72	340					
5:00 PM	9	39	10	0	58	12	72	6	0	90	7	93	23	0	123	13	43	20	0	76	347					
5:15 PM	3	34	1	0	38	9	98	7	0	114	14	89	19	0	122	7	43	17	0	67	341					
<b>Total Volume</b>	24	143	21	0	188	43	311	29	0	383	41	391	72	0	504	38	192	68	0	298	1373					
% Approach Total	12.8	76.1	11.2	0.0		11.2	81.2	7.6	0.0		8.1	77.6	14.3	0.0		12.8	64.4	22.8	0.0							
PHF	0.545	0.794	0.525	0.000	0.810	0.672	0.793	0.806	0.000	0.840	0.732	0.914	0.783	0.000	0.962	0.731	0.814	0.850	0.000	0.898	0.989					
Cars	24	134	21	0	179	43	302	29	0	374	35	381	72	0	488	37	187	66	0	290	1331					
Cars %	100.0	93.7	100.0	0.0	95.2	100.0	97.1	100.0	0.0	97.7	85.4	97.4	100.0	0.0	96.8	97.4	97.4	97.1	0.0	97.3	96.9					
Heavy Vehicles	0	9	0	0	9	0	9	0	0	9	6	10	0	0	16	1	5	2	0	8	42					
Heavy Vehicles %	0.0	6.3	0.0	0.0	4.8	0.0	2.9	0.0	0.0	2.3	14.6	2.6	0.0	0.0	3.2	2.6	2.6	2.9	0.0	2.7	3.1					
Cars Enter Leg	24	134	21	0	179	43	302	29	0	374	35	381	72	0	488	37	187	66	0	290	1331					
Heavy Enter Leg	0	9	0	0	9	0	9	0	0	9	6	10	0	0	16	1	5	2	0	8	42					
<b>Total Entering Leg</b>	24	143	21	0	188	43	311	29	0	383	41	391	72	0	504	38	192	68	0	298	1373					
Cars Exiting Leg						490					243					200					398					1331
Heavy Exiting Leg						12					11					10					9					42
<b>Total Exiting Leg</b>						502					254					210					407					1373

PDI File #: **186556 KK**  
 Location: **N: Portland Street S: Portland Street**  
 Location: **E: Broadway W: Broadway**  
 City, State: **Cambridge, MA**  
 Client: **VHB/ S. Mandzo-Predzic**  
 Site Code: **TBA**  
 Count Date: **Thursday, November 15, 2018**  
 Start Time: **4:30 PM**  
 End Time: **6:30 PM**  
 Class:



46 Morton Street, Framingham, MA 01702  
 Office: 508-875-0100 Fax: 508-875-0118  
 Email: datarequests@pdilic.com

**Cars-Combined (Motorcycles, Cars, Light Goods)**

	Portland Street					Broadway					Portland Street					Broadway					Total
	from North					from East					from South					from West					
	Right	Thru	Left	U-Turn	Total	Right	Thru	Left	U-Turn	Total	Right	Thru	Left	U-Turn	Total	Right	Thru	Left	U-Turn	Total	
4:30 PM	11	41	2	0	54	6	60	7	0	73	5	105	14	0	124	9	56	14	0	79	330
4:45 PM	1	25	8	0	34	16	76	9	0	101	11	98	16	0	125	9	45	16	0	70	330
Total	12	66	10	0	88	22	136	16	0	174	16	203	30	0	249	18	101	30	0	149	660
5:00 PM	9	36	10	0	55	12	68	6	0	86	6	91	23	0	120	13	43	19	0	75	336
5:15 PM	3	32	1	0	36	9	98	7	0	114	13	87	19	0	119	6	43	17	0	66	335
5:30 PM	6	35	4	0	45	14	77	0	0	91	9	64	13	0	86	4	18	9	0	31	253
5:45 PM	13	63	4	0	80	12	78	1	0	91	8	83	25	0	116	7	37	21	0	65	352
Total	31	166	19	0	216	47	321	14	0	382	36	325	80	0	441	30	141	66	0	237	1276
6:00 PM	7	32	10	0	49	9	73	1	0	83	16	71	17	0	104	3	50	15	0	68	304
6:15 PM	9	32	3	0	44	13	79	2	0	94	20	67	12	0	99	5	57	16	1	79	316
Total	16	64	13	0	93	22	152	3	0	177	36	138	29	0	203	8	107	31	1	147	620
Grand Total	59	296	42	0	397	91	609	33	0	733	88	666	139	0	893	56	349	127	1	533	2556
Approach %	14.9	74.6	10.6	0.0		12.4	83.1	4.5	0.0		9.9	74.6	15.6	0.0		10.5	65.5	23.8	0.2		
Total %	2.3	11.6	1.6	0.0	15.5	3.6	23.8	1.3	0.0	28.7	3.4	26.1	5.4	0.0	34.9	2.2	13.7	5.0	0.0	20.9	
Exiting Leg Total	884					479					385					808					2556

Peak Hour Analysis from 04:30 PM to 06:30 PM begins at:

	Portland Street					Broadway					Portland Street					Broadway					Total				
	from North					from East					from South					from West									
	Right	Thru	Left	U-Turn	Total	Right	Thru	Left	U-Turn	Total	Right	Thru	Left	U-Turn	Total	Right	Thru	Left	U-Turn	Total					
4:30 PM	11	41	2	0	54	6	60	7	0	73	5	105	14	0	124	9	56	14	0	79	330				
4:45 PM	1	25	8	0	34	16	76	9	0	101	11	98	16	0	125	9	45	16	0	70	330				
5:00 PM	9	36	10	0	55	12	68	6	0	86	6	91	23	0	120	13	43	19	0	75	336				
5:15 PM	3	32	1	0	36	9	98	7	0	114	13	87	19	0	119	6	43	17	0	66	335				
Total Volume	24	134	21	0	179	43	302	29	0	374	35	381	72	0	488	37	187	66	0	290	1331				
% Approach Total	13.4	74.9	11.7	0.0		11.5	80.7	7.8	0.0		7.2	78.1	14.8	0.0		12.8	64.5	22.8	0.0						
PHF	0.545	0.817	0.525	0.000	0.814	0.672	0.770	0.806	0.000	0.820	0.673	0.907	0.783	0.000	0.976	0.712	0.835	0.868	0.000	0.918	0.990				
Entering Leg	24	134	21	0	179	43	302	29	0	374	35	381	72	0	488	37	187	66	0	290	1331				
Exiting Leg																					490	243	200	398	1331
Total	669					617					688					688					2662				

PDI File #: 186556 KK  
 Location: N: Portland Street S: Portland Street  
 Location: E: Broadway W: Broadway  
 City, State: Cambridge, MA  
 Client: VHB/ S. Mandzo-Prelidzic  
 Site Code: TBA  
 Count Date: Thursday, November 15, 2018  
 Start Time: 4:30 PM  
 End Time: 6:30 PM  
 Class: Heavy Vehicles-Combined (Buses, Single-Unit Trucks, Articulated Trucks)



	Portland Street					Broadway					Portland Street					Broadway					Total
	from North					from East					from South					from West					
	Right	Thru	Left	U-Turn	Total	Right	Thru	Left	U-Turn	Total	Right	Thru	Left	U-Turn	Total	Right	Thru	Left	U-Turn	Total	
4:30 PM	0	4	0	0	4	0	3	0	0	3	2	2	0	0	4	0	3	1	0	4	15
4:45 PM	0	0	0	0	0	0	2	0	0	2	2	4	0	0	6	0	2	0	0	2	10
Total	0	4	0	0	4	0	5	0	0	5	4	6	0	0	10	0	5	1	0	6	25
5:00 PM	0	3	0	0	3	0	4	0	0	4	1	2	0	0	3	0	0	1	0	1	11
5:15 PM	0	2	0	0	2	0	0	0	0	0	1	2	0	0	3	1	0	0	0	1	6
5:30 PM	1	0	0	0	1	0	2	0	0	2	1	1	0	0	2	1	2	0	0	3	8
5:45 PM	0	0	0	0	0	0	1	0	0	1	2	2	0	0	4	0	3	0	0	3	8
Total	1	5	0	0	6	0	7	0	0	7	5	7	0	0	12	2	5	1	0	8	33
6:00 PM	0	0	0	0	0	0	3	0	0	3	2	1	4	0	7	0	2	1	0	3	13
6:15 PM	1	0	0	0	1	1	2	0	0	3	1	2	0	0	3	0	3	0	0	3	10
Total	1	0	0	0	1	1	5	0	0	6	3	3	4	0	10	0	5	1	0	6	23
Grand Total	2	9	0	0	11	1	17	0	0	18	12	16	4	0	32	2	15	3	0	20	81
Approach %	18.2	81.8	0.0	0.0		5.6	94.4	0.0	0.0		37.5	50.0	12.5	0.0		10.0	75.0	15.0	0.0		
Total %	2.5	11.1	0.0	0.0	13.6	1.2	21.0	0.0	0.0	22.2	14.8	19.8	4.9	0.0	39.5	2.5	18.5	3.7	0.0	24.7	
Exiting Leg Total	20					27					11					23					81
Buses	0	3	0	0	3	0	12	0	0	12	11	8	2	0	21	0	9	1	0	10	46
% Buses	0.0	33.3	0.0	0.0	27.3	0.0	70.6	0.0	0.0	66.7	91.7	50.0	50.0	0.0	65.6	0.0	60.0	33.3	0.0	50.0	56.8
Exiting Leg Total	9					20					3					14					46
Single-Unit Trucks	2	6	0	0	8	1	5	0	0	6	1	8	2	0	11	2	6	2	0	10	35
% Single-Unit	100.0	66.7	0.0	0.0	72.7	100.0	29.4	0.0	0.0	33.3	8.3	50.0	50.0	0.0	34.4	100.0	40.0	66.7	0.0	50.0	43.2
Exiting Leg Total	11					7					8					9					35
Articulated Trucks	0	0	0	0	0	0	0	0	0	0	0	0	0	0	0	0	0	0	0	0	0
% Articulated	0.0	0.0	0.0	0.0	0.0	0.0	0.0	0.0	0.0	0.0	0.0	0.0	0.0	0.0	0.0	0.0	0.0	0.0	0.0	0.0	0.0
Exiting Leg Total	0					0					0					0					0

Peak Hour Analysis from 04:30 PM to 06:30 PM begins at:

	Portland Street					Broadway					Portland Street					Broadway					Total
	from North					from East					from South					from West					
	Right	Thru	Left	U-Turn	Total	Right	Thru	Left	U-Turn	Total	Right	Thru	Left	U-Turn	Total	Right	Thru	Left	U-Turn	Total	
4:30 PM	0	4	0	0	4	0	3	0	0	3	2	2	0	0	4	0	3	1	0	4	15
4:45 PM	0	0	0	0	0	0	2	0	0	2	2	4	0	0	6	0	2	0	0	2	10
5:00 PM	0	3	0	0	3	0	4	0	0	4	1	2	0	0	3	0	0	1	0	1	11
5:15 PM	0	2	0	0	2	0	0	0	0	0	1	2	0	0	3	1	0	0	0	1	6
Total Volume	0	9	0	0	9	0	9	0	0	9	6	10	0	0	16	1	5	2	0	8	42
% Approach Total	0.0	100.0	0.0	0.0		0.0	100.0	0.0	0.0		37.5	62.5	0.0	0.0		12.5	62.5	25.0	0.0		
PHF	0.000	0.563	0.000	0.000	0.563	0.000	0.563	0.000	0.000	0.563	0.750	0.625	0.000	0.000	0.667	0.250	0.417	0.500	0.000	0.500	0.700
Buses	0	3	0	0	3	0	5	0	0	5	6	5	0	0	11	0	3	1	0	4	23
Buses %	0.0	33.3	0.0	0.0	33.3	0.0	55.6	0.0	0.0	55.6	100.0	50.0	0.0	0.0	68.8	0.0	60.0	50.0	0.0	50.0	54.8
Single-Unit Trucks	0	6	0	0	6	0	4	0	0	4	0	5	0	0	5	1	2	1	0	4	19
Single-Unit %	0.0	66.7	0.0	0.0	66.7	0.0	44.4	0.0	0.0	44.4	0.0	50.0	0.0	0.0	31.3	100.0	40.0	50.0	0.0	50.0	45.2
Articulated Trucks	0	0	0	0	0	0	0	0	0	0	0	0	0	0	0	0	0	0	0	0	0
Articulated %	0.0	0.0	0.0	0.0	0.0	0.0	0.0	0.0	0.0	0.0	0.0	0.0	0.0	0.0	0.0	0.0	0.0	0.0	0.0	0.0	0.0
Buses	0	3	0	0	3	0	5	0	0	5	6	5	0	0	11	0	3	1	0	4	23
Single-Unit Trucks	0	6	0	0	6	0	4	0	0	4	0	5	0	0	5	1	2	1	0	4	19
Articulated Trucks	0	0	0	0	0	0	0	0	0	0	0	0	0	0	0	0	0	0	0	0	0
Total Entering Leg	0	9	0	0	9	0	9	0	0	9	6	10	0	0	16	1	5	2	0	8	42
Buses	6					9					3					5					23
Single-Unit Trucks	6					2					7					4					19
Articulated Trucks	0					0					0					0					0
Total Exiting Leg	12					11					10					9					42



PDI File #: **186556 KK**  
 Location: **N: Portland Street S: Portland Street**  
 Location: **E: Broadway W: Broadway**  
 City, State: **Cambridge, MA**  
 Client: **VHB/ S. Mandzo-Predzic**  
 Site Code: **TBA**  
 Count Date: **Thursday, November 15, 2018**  
 Start Time: **4:30 PM**  
 End Time: **6:30 PM**  
 Class:



**Cars**

	Portland Street					Broadway					Portland Street					Broadway					Total
	from North					from East					from South					from West					
	Right	Thru	Left	U-Turn	Total	Right	Thru	Left	U-Turn	Total	Right	Thru	Left	U-Turn	Total	Right	Thru	Left	U-Turn	Total	
4:30 PM	11	38	2	0	51	6	59	7	0	72	5	100	14	0	119	9	52	13	0	74	316
4:45 PM	1	25	7	0	33	16	75	8	0	99	10	93	16	0	119	9	44	16	0	69	320
Total	12	63	9	0	84	22	134	15	0	171	15	193	30	0	238	18	96	29	0	143	636
5:00 PM	9	34	8	0	51	12	66	6	0	84	6	85	23	0	114	13	40	19	0	72	321
5:15 PM	3	31	1	0	35	8	97	6	0	111	11	82	19	0	112	6	42	15	0	63	321
5:30 PM	6	34	4	0	44	14	74	0	0	88	9	61	12	0	82	4	16	9	0	29	243
5:45 PM	12	61	4	0	77	11	77	1	0	89	8	82	24	0	114	7	35	20	0	62	342
Total	30	160	17	0	207	45	314	13	0	372	34	310	78	0	422	30	133	63	0	226	1227
6:00 PM	7	31	10	0	48	9	72	1	0	82	15	71	16	0	102	3	48	13	0	64	296
6:15 PM	9	32	3	0	44	13	78	1	0	92	20	65	10	0	95	5	55	16	0	76	307
Total	16	63	13	0	92	22	150	2	0	174	35	136	26	0	197	8	103	29	0	140	603
Grand Total	58	286	39	0	383	89	598	30	0	717	84	639	134	0	857	56	332	121	0	509	2466
Approach %	15.1	74.7	10.2	0.0		12.4	83.4	4.2	0.0		9.8	74.6	15.6	0.0		11.0	65.2	23.8	0.0		
Total %	2.4	11.6	1.6	0.0	15.5	3.6	24.2	1.2	0.0	29.1	3.4	25.9	5.4	0.0	34.8	2.3	13.5	4.9	0.0	20.6	
Exiting Leg Total	849					455					372					790					2466

Peak Hour Analysis from 04:30 PM to 06:30 PM begins at:

	Portland Street					Broadway					Portland Street					Broadway					Total
	from North					from East					from South					from West					
	Right	Thru	Left	U-Turn	Total	Right	Thru	Left	U-Turn	Total	Right	Thru	Left	U-Turn	Total	Right	Thru	Left	U-Turn	Total	
4:30 PM	11	38	2	0	51	6	59	7	0	72	5	100	14	0	119	9	52	13	0	74	316
4:45 PM	1	25	7	0	33	16	75	8	0	99	10	93	16	0	119	9	44	16	0	69	320
5:00 PM	9	34	8	0	51	12	66	6	0	84	6	85	23	0	114	13	40	19	0	72	321
5:15 PM	3	31	1	0	35	8	97	6	0	111	11	82	19	0	112	6	42	15	0	63	321
Total Volume	24	128	18	0	170	42	297	27	0	366	32	360	72	0	464	37	178	63	0	278	1278
% Approach Total	14.1	75.3	10.6	0.0		11.5	81.1	7.4	0.0		6.9	77.6	15.5	0.0		13.3	64.0	22.7	0.0		
PHF	0.545	0.842	0.563	0.000	0.833	0.656	0.765	0.844	0.000	0.824	0.727	0.900	0.783	0.000	0.975	0.712	0.856	0.829	0.000	0.939	0.995
Entering Leg	24	128	18	0	170	42	297	27	0	366	32	360	72	0	464	37	178	63	0	278	1278
Exiting Leg	465					228					192					393					1278
Total	635					594					656					671					2556

PDI File #: **186556 KK**  
 Location: **N: Portland Street S: Portland Street**  
 Location: **E: Broadway W: Broadway**  
 City, State: **Cambridge, MA**  
 Client: **VHB/ S. Mandzo-Predzic**  
 Site Code: **TBA**  
 Count Date: **Thursday, November 15, 2018**  
 Start Time: **4:30 PM**  
 End Time: **6:30 PM**  
 Class:



46 Morton Street, Framingham, MA 01702  
 Office: 508-875-0100 Fax: 508-875-0118  
 Email: datarequests@pdilic.com

**Light Goods Vehicle**

	Portland Street					Broadway					Portland Street					Broadway					Total
	from North					from East					from South					from West					
	Right	Thru	Left	U-Turn	Total	Right	Thru	Left	U-Turn	Total	Right	Thru	Left	U-Turn	Total	Right	Thru	Left	U-Turn	Total	
4:30 PM	0	3	0	0	3	0	1	0	0	1	0	5	0	0	5	0	4	1	0	5	14
4:45 PM	0	0	1	0	1	0	1	1	0	2	1	5	0	0	6	0	1	0	0	1	10
Total	0	3	1	0	4	0	2	1	0	3	1	10	0	0	11	0	5	1	0	6	24
5:00 PM	0	2	2	0	4	0	2	0	0	2	0	5	0	0	5	0	3	0	0	3	14
5:15 PM	0	1	0	0	1	1	1	1	0	3	2	5	0	0	7	0	1	2	0	3	14
5:30 PM	0	1	0	0	1	0	1	0	0	1	0	2	1	0	3	0	1	0	0	1	6
5:45 PM	1	2	0	0	3	1	1	0	0	2	0	1	0	0	1	0	2	1	0	3	9
Total	1	6	2	0	9	2	5	1	0	8	2	13	1	0	16	0	7	3	0	10	43
6:00 PM	0	1	0	0	1	0	1	0	0	1	1	0	1	0	2	0	2	2	0	4	8
6:15 PM	0	0	0	0	0	0	0	1	0	1	0	2	2	0	4	0	2	0	1	3	8
Total	0	1	0	0	1	0	1	1	0	2	1	2	3	0	6	0	4	2	1	7	16
Grand Total	1	10	3	0	14	2	8	3	0	13	4	25	4	0	33	0	16	6	1	23	83
Approach %	7.1	71.4	21.4	0.0	15.4	61.5	23.1	0.0	12.1	75.8	12.1	0.0	0.0	69.6	26.1	4.3	0.0	1.2	27.7		
Total %	1.2	12.0	3.6	0.0	16.9	2.4	9.6	3.6	0.0	15.7	4.8	30.1	4.8	0.0	39.8	0.0	19.3	7.2	1.2	27.7	
Exiting Leg Total	33					23					13					14					83

Peak Hour Analysis from 04:30 PM to 06:30 PM begins at:

	Portland Street					Broadway					Portland Street					Broadway					Total
	from North					from East					from South					from West					
	Right	Thru	Left	U-Turn	Total	Right	Thru	Left	U-Turn	Total	Right	Thru	Left	U-Turn	Total	Right	Thru	Left	U-Turn	Total	
4:30 PM	0	3	0	0	3	0	1	0	0	1	0	5	0	0	5	0	4	1	0	5	14
4:45 PM	0	0	1	0	1	0	1	1	0	2	1	5	0	0	6	0	1	0	0	1	10
5:00 PM	0	2	2	0	4	0	2	0	0	2	0	5	0	0	5	0	3	0	0	3	14
5:15 PM	0	1	0	0	1	1	1	1	0	3	2	5	0	0	7	0	1	2	0	3	14
Total Volume	0	6	3	0	9	1	5	2	0	8	3	20	0	0	23	0	9	3	0	12	52
% Approach Total	0.0	66.7	33.3	0.0	12.5	62.5	25.0	0.0	13.0	87.0	0.0	0.0	0.0	0.0	0.0	0.0	75.0	25.0	0.0	0.0	
PHF	0.000	0.500	0.375	0.000	0.563	0.250	0.625	0.500	0.000	0.667	0.375	1.000	0.000	0.000	0.821	0.000	0.563	0.375	0.000	0.600	0.929
Entering Leg	0	6	3	0	9	1	5	2	0	8	3	20	0	0	23	0	9	3	0	12	52
Exiting Leg																					8
Total	33					23					31					17					104

PDI File #: **186556 KK**  
 Location: **N: Portland Street S: Portland Street**  
 Location: **E: Broadway W: Broadway**  
 City, State: **Cambridge, MA**  
 Client: **VHB/ S. Mandzo-Predzic**  
 Site Code: **TBA**  
 Count Date: **Thursday, November 15, 2018**  
 Start Time: **4:30 PM**  
 End Time: **6:30 PM**  
 Class:



46 Morton Street, Framingham, MA 01702  
 Office: 508-875-0100 Fax: 508-875-0118  
 Email: datarequests@pdilic.com

**Buses**

	Portland Street					Broadway					Portland Street					Broadway					Total					
	from North					from East					from South					from West										
	Right	Thru	Left	U-Turn	Total	Right	Thru	Left	U-Turn	Total	Right	Thru	Left	U-Turn	Total	Right	Thru	Left	U-Turn	Total						
4:30 PM	0	2	0	0	2	0	2	0	0	2	2	0	0	0	2	0	1	0	0	1	7					
4:45 PM	0	0	0	0	0	0	0	0	0	0	2	2	0	0	4	0	2	0	0	2	6					
<b>Total</b>	0	2	0	0	2	0	2	0	0	2	4	2	0	0	6	0	3	0	0	3	13					
5:00 PM	0	1	0	0	1	0	3	0	0	3	1	1	0	0	2	0	0	1	0	1	7					
5:15 PM	0	0	0	0	0	0	0	0	0	0	1	2	0	0	3	0	0	0	0	0	3					
5:30 PM	0	0	0	0	0	0	1	0	0	1	1	1	0	0	2	0	1	0	0	1	4					
5:45 PM	0	0	0	0	0	0	1	0	0	1	2	1	0	0	3	0	2	0	0	2	6					
<b>Total</b>	0	1	0	0	1	0	5	0	0	5	5	5	0	0	10	0	3	1	0	4	20					
6:00 PM	0	0	0	0	0	0	3	0	0	3	1	1	2	0	4	0	1	0	0	1	8					
6:15 PM	0	0	0	0	0	0	2	0	0	2	1	0	0	0	1	0	2	0	0	2	5					
<b>Total</b>	0	0	0	0	0	0	5	0	0	5	2	1	2	0	5	0	3	0	0	3	13					
<b>Grand Total</b>	0	3	0	0	3	0	12	0	0	12	11	8	2	0	21	0	9	1	0	10	46					
Approach %	0.0	100.0	0.0	0.0		0.0	100.0	0.0	0.0		52.4	38.1	9.5	0.0		0.0	90.0	10.0	0.0							
Total %	0.0	6.5	0.0	0.0	6.5	0.0	26.1	0.0	0.0	26.1	23.9	17.4	4.3	0.0	45.7	0.0	19.6	2.2	0.0	21.7						
Exiting Leg Total						9					20					3					14					46

**Peak Hour Analysis from 04:30 PM to 06:30 PM begins at:**

	Portland Street					Broadway					Portland Street					Broadway					Total					
	from North					from East					from South					from West										
	Right	Thru	Left	U-Turn	Total	Right	Thru	Left	U-Turn	Total	Right	Thru	Left	U-Turn	Total	Right	Thru	Left	U-Turn	Total						
4:30 PM	0	2	0	0	2	0	2	0	0	2	2	0	0	0	2	0	1	0	0	1	7					
4:45 PM	0	0	0	0	0	0	0	0	0	0	2	2	0	0	4	0	2	0	0	2	6					
5:00 PM	0	1	0	0	1	0	3	0	0	3	1	1	0	0	2	0	0	1	0	1	7					
5:15 PM	0	0	0	0	0	0	0	0	0	0	1	2	0	0	3	0	0	0	0	0	3					
<b>Total Volume</b>	0	3	0	0	3	0	5	0	0	5	6	5	0	0	11	0	3	1	0	4	23					
% Approach Total	0.0	100.0	0.0	0.0		0.0	100.0	0.0	0.0		54.5	45.5	0.0	0.0		0.0	75.0	25.0	0.0							
PHF	0.000	0.375	0.000	0.000	0.375	0.000	0.417	0.000	0.000	0.417	0.750	0.625	0.000	0.000	0.688	0.000	0.375	0.250	0.000	0.500	0.821					
Entering Leg	0	3	0	0	3	0	5	0	0	5	6	5	0	0	11	0	3	1	0	4	23					
Exiting Leg						6					9					3					5					23
<b>Total</b>						9					14					14					9					46

PDI File #: **186556 KK**  
 Location: **N: Portland Street S: Portland Street**  
 Location: **E: Broadway W: Broadway**  
 City, State: **Cambridge, MA**  
 Client: **VHB/ S. Mandzo-Predzic**  
 Site Code: **TBA**  
 Count Date: **Thursday, November 15, 2018**  
 Start Time: **4:30 PM**  
 End Time: **6:30 PM**  
 Class:



46 Morton Street, Framingham, MA 01702  
 Office: 508-875-0100 Fax: 508-875-0118  
 Email: datarequests@pdilic.com

**Single-Unit Trucks**

	Portland Street					Broadway					Portland Street					Broadway					Total
	from North					from East					from South					from West					
	Right	Thru	Left	U-Turn	Total	Right	Thru	Left	U-Turn	Total	Right	Thru	Left	U-Turn	Total	Right	Thru	Left	U-Turn	Total	
4:30 PM	0	2	0	0	2	0	1	0	0	1	0	2	0	0	2	0	2	1	0	3	8
4:45 PM	0	0	0	0	0	0	2	0	0	2	0	2	0	0	2	0	0	0	0	0	4
<b>Total</b>	0	2	0	0	2	0	3	0	0	3	0	4	0	0	4	0	2	1	0	3	12
5:00 PM	0	2	0	0	2	0	1	0	0	1	0	1	0	0	1	0	0	0	0	0	4
5:15 PM	0	2	0	0	2	0	0	0	0	0	0	0	0	0	0	1	0	0	0	1	3
5:30 PM	1	0	0	0	1	0	1	0	0	1	0	0	0	0	0	1	1	0	0	2	4
5:45 PM	0	0	0	0	0	0	0	0	0	0	0	1	0	0	1	0	1	0	0	1	2
<b>Total</b>	1	4	0	0	5	0	2	0	0	2	0	2	0	0	2	2	2	0	0	4	13
6:00 PM	0	0	0	0	0	0	0	0	0	0	1	0	2	0	3	0	1	1	0	2	5
6:15 PM	1	0	0	0	1	1	0	0	0	1	0	2	0	0	2	0	1	0	0	1	5
<b>Total</b>	1	0	0	0	1	1	0	0	0	1	1	2	2	0	5	0	2	1	0	3	10
<b>Grand Total</b>	2	6	0	0	8	1	5	0	0	6	1	8	2	0	11	2	6	2	0	10	35
Approach %	25.0	75.0	0.0	0.0		16.7	83.3	0.0	0.0		9.1	72.7	18.2	0.0		20.0	60.0	20.0	0.0		
Total %	5.7	17.1	0.0	0.0	22.9	2.9	14.3	0.0	0.0	17.1	2.9	22.9	5.7	0.0	31.4	5.7	17.1	5.7	0.0	28.6	
Exiting Leg Total	11					7					8					9					35

Peak Hour Analysis from 04:30 PM to 06:30 PM begins at:

	Portland Street					Broadway					Portland Street					Broadway					Total
	from North					from East					from South					from West					
	Right	Thru	Left	U-Turn	Total	Right	Thru	Left	U-Turn	Total	Right	Thru	Left	U-Turn	Total	Right	Thru	Left	U-Turn	Total	
4:30 PM	0	2	0	0	2	0	1	0	0	1	0	2	0	0	2	0	2	1	0	3	8
4:45 PM	0	0	0	0	0	0	2	0	0	2	0	2	0	0	2	0	0	0	0	0	4
5:00 PM	0	2	0	0	2	0	1	0	0	1	0	1	0	0	1	0	0	0	0	0	4
5:15 PM	0	2	0	0	2	0	0	0	0	0	0	0	0	0	0	1	0	0	0	1	3
<b>Total Volume</b>	0	6	0	0	6	0	4	0	0	4	0	5	0	0	5	1	2	1	0	4	19
% Approach Total	0.0	100.0	0.0	0.0		0.0	100.0	0.0	0.0		0.0	100.0	0.0	0.0		25.0	50.0	25.0	0.0		
PHF	0.000	0.750	0.000	0.000	0.750	0.000	0.500	0.000	0.000	0.500	0.000	0.625	0.000	0.000	0.625	0.250	0.250	0.250	0.000	0.333	0.594
Entering Leg	0	6	0	0	6	0	4	0	0	4	0	5	0	0	5	1	2	1	0	4	19
Exiting Leg	6					2					7					4					19
<b>Total</b>	12					6					12					8					38

PDI File #: **186556 KK**  
 Location: **N: Portland Street S: Portland Street**  
 Location: **E: Broadway W: Broadway**  
 City, State: **Cambridge, MA**  
 Client: **VHB/ S. Mandzo-Predzic**  
 Site Code: **TBA**  
 Count Date: **Thursday, November 15, 2018**  
 Start Time: **4:30 PM**  
 End Time: **6:30 PM**  
 Class:



46 Morton Street, Framingham, MA 01702  
 Office: 508-875-0100 Fax: 508-875-0118  
 Email: datarequests@pdilic.com

**Articulated Trucks**

	Portland Street					Broadway					Portland Street					Broadway					Total
	from North					from East					from South					from West					
	Right	Thru	Left	U-Turn	Total	Right	Thru	Left	U-Turn	Total	Right	Thru	Left	U-Turn	Total	Right	Thru	Left	U-Turn	Total	
4:30 PM	0	0	0	0	0	0	0	0	0	0	0	0	0	0	0	0	0	0	0	0	0
4:45 PM	0	0	0	0	0	0	0	0	0	0	0	0	0	0	0	0	0	0	0	0	0
Total	0	0	0	0	0	0	0	0	0	0	0	0	0	0	0	0	0	0	0	0	0
5:00 PM	0	0	0	0	0	0	0	0	0	0	0	0	0	0	0	0	0	0	0	0	0
5:15 PM	0	0	0	0	0	0	0	0	0	0	0	0	0	0	0	0	0	0	0	0	0
5:30 PM	0	0	0	0	0	0	0	0	0	0	0	0	0	0	0	0	0	0	0	0	0
5:45 PM	0	0	0	0	0	0	0	0	0	0	0	0	0	0	0	0	0	0	0	0	0
Total	0	0	0	0	0	0	0	0	0	0	0	0	0	0	0	0	0	0	0	0	0
6:00 PM	0	0	0	0	0	0	0	0	0	0	0	0	0	0	0	0	0	0	0	0	0
6:15 PM	0	0	0	0	0	0	0	0	0	0	0	0	0	0	0	0	0	0	0	0	0
Total	0	0	0	0	0	0	0	0	0	0	0	0	0	0	0	0	0	0	0	0	0
Grand Total	0	0	0	0	0	0	0	0	0	0	0	0	0	0	0	0	0	0	0	0	0
Approach %	0.0	0.0	0.0	0.0		0.0	0.0	0.0	0.0		0.0	0.0	0.0	0.0		0.0	0.0	0.0	0.0		
Total %	0.0	0.0	0.0	0.0	0.0	0.0	0.0	0.0	0.0	0.0	0.0	0.0	0.0	0.0	0.0	0.0	0.0	0.0	0.0	0.0	0.0
Exiting Leg Total	0					0					0					0					0

Peak Hour Analysis from 04:30 PM to 06:30 PM begins at:

	Portland Street					Broadway					Portland Street					Broadway					Total
	from North					from East					from South					from West					
	Right	Thru	Left	U-Turn	Total	Right	Thru	Left	U-Turn	Total	Right	Thru	Left	U-Turn	Total	Right	Thru	Left	U-Turn	Total	
4:30 PM	0	0	0	0	0	0	0	0	0	0	0	0	0	0	0	0	0	0	0	0	0
4:45 PM	0	0	0	0	0	0	0	0	0	0	0	0	0	0	0	0	0	0	0	0	0
5:00 PM	0	0	0	0	0	0	0	0	0	0	0	0	0	0	0	0	0	0	0	0	0
5:15 PM	0	0	0	0	0	0	0	0	0	0	0	0	0	0	0	0	0	0	0	0	0
Total Volume	0	0	0	0	0	0	0	0	0	0	0	0	0	0	0	0	0	0	0	0	0
% Approach Total	0.0	0.0	0.0	0.0		0.0	0.0	0.0	0.0		0.0	0.0	0.0	0.0		0.0	0.0	0.0	0.0		
PHF	0.000	0.000	0.000	0.000	0.000	0.000	0.000	0.000	0.000	0.000	0.000	0.000	0.000	0.000	0.000	0.000	0.000	0.000	0.000	0.000	0.000
Entering Leg	0	0	0	0	0	0	0	0	0	0	0	0	0	0	0	0	0	0	0	0	0
Exiting Leg	0					0					0					0					0
Total	0					0					0					0					0

PDI File #: 186556 KK  
 Location: N: Portland Street S: Portland Street  
 Location: E: Broadway W: Broadway  
 City, State: Cambridge, MA  
 Client: VHB/ S. Mandzo-Predzic  
 Site Code: TBA  
 Count Date: Thursday, November 15, 2018  
 Start Time: 4:30 PM  
 End Time: 6:30 PM  
 Class:



Bicycles (on Roadway and Crosswalks)

	Portland Street							Broadway							Portland Street							Broadway							Total
	from North							from East							from South							from West							
	Right	Thru	Left	U-Turn	CW-EB	CW-WB	Total	Right	Thru	Left	U-Turn	CW-SB	CW-NB	Total	Right	Thru	Left	U-Turn	CW-WB	CW-EB	Total	Right	Thru	Left	U-Turn	CW-NB	CW-SB	Total	
4:30 PM	0	1	0	0	0	1	2	0	4	0	0	1	1	6	1	3	1	0	1	0	6	0	0	1	0	0	1	15	
4:45 PM	0	0	0	0	0	0	0	0	11	0	0	2	3	16	1	7	3	0	0	0	11	0	1	1	0	0	2	29	
<b>Total</b>	0	1	0	0	0	1	2	0	15	0	0	3	4	22	2	10	4	0	1	0	17	0	1	2	0	0	3	44	
5:00 PM	0	3	0	0	0	0	3	0	9	0	0	0	0	9	0	6	0	0	0	0	6	0	6	0	0	1	0	7	25
5:15 PM	0	2	1	0	0	0	3	0	26	0	0	0	1	27	0	11	4	0	1	0	16	0	5	0	0	0	0	5	51
5:30 PM	1	2	0	0	0	0	3	0	24	0	0	0	1	25	0	9	2	0	1	1	13	0	0	1	0	0	0	1	42
5:45 PM	0	2	1	0	1	0	4	0	16	0	0	1	0	17	0	8	2	0	1	0	11	0	2	0	0	0	0	2	34
<b>Total</b>	1	9	2	0	1	0	13	0	75	0	0	1	2	78	0	34	8	0	3	1	46	0	13	1	0	1	0	15	152
6:00 PM	0	0	0	0	0	0	0	0	15	0	0	0	0	15	0	5	0	0	0	0	5	0	3	0	0	0	0	3	23
6:15 PM	0	0	0	0	0	0	0	0	16	1	0	0	2	19	0	2	2	0	0	0	4	0	5	1	0	0	0	6	29
<b>Total</b>	0	0	0	0	0	0	0	0	31	1	0	0	2	34	0	7	2	0	0	0	9	0	8	1	0	0	0	9	52
Grand Total	1	10	2	0	1	1	15	0	121	1	0	4	8	134	2	51	14	0	4	1	72	0	22	4	0	1	0	27	248
Approach %	6.7	66.7	13.3	0.0	6.7	6.7		0.0	90.3	0.7	0.0	3.0	6.0		2.8	70.8	19.4	0.0	5.6	1.4		0.0	81.5	14.8	0.0	3.7	0.0		
Total %	0.4	4.0	0.8	0.0	0.4	0.4	6.0	0.0	48.8	0.4	0.0	1.6	3.2	54.0	0.8	20.6	5.6	0.0	1.6	0.4	29.0	0.0	8.9	1.6	0.0	0.4	0.0	10.9	
Exiting Leg Total	57							38							16							137							248

Peak Hour Analysis from 04:30 PM to 06:30 PM begins at:

	Portland Street							Broadway							Portland Street							Broadway							Total
	from North							from East							from South							from West							
	Right	Thru	Left	U-Turn	CW-EB	CW-WB	Total	Right	Thru	Left	U-Turn	CW-SB	CW-NB	Total	Right	Thru	Left	U-Turn	CW-WB	CW-EB	Total	Right	Thru	Left	U-Turn	CW-NB	CW-SB	Total	
5:00 PM	0	3	0	0	0	0	3	0	9	0	0	0	0	9	0	6	0	0	0	0	6	0	6	0	0	1	0	7	25
5:15 PM	0	2	1	0	0	0	3	0	26	0	0	0	1	27	0	11	4	0	1	0	16	0	5	0	0	0	0	5	51
5:30 PM	1	2	0	0	0	0	3	0	24	0	0	0	1	25	0	9	2	0	1	1	13	0	0	1	0	0	0	1	42
5:45 PM	0	2	1	0	1	0	4	0	16	0	0	1	0	17	0	8	2	0	1	0	11	0	2	0	0	0	0	2	34
<b>Total Volume</b>	1	9	2	0	1	0	13	0	75	0	0	1	2	78	0	34	8	0	3	1	46	0	13	1	0	1	0	15	152
% Approach Total	7.7	69.2	15.4	0.0	7.7	0.0		0.0	96.2	0.0	0.0	1.3	2.6		0.0	73.9	17.4	0.0	6.5	2.2		0.0	86.7	6.7	0.0	6.7	0.0		
PHF	0.250	0.750	0.500	0.000	0.250	0.000	0.813	0.000	0.721	0.000	0.000	0.250	0.500	0.722	0.000	0.773	0.500	0.000	0.750	0.250	0.719	0.000	0.542	0.250	0.000	0.250	0.000	0.536	0.745
Entering Leg	1	9	2	0	1	0	13	0	75	0	0	1	2	78	0	34	8	0	3	1	46	0	13	1	0	1	0	15	152
Exiting Leg	36							18							13							85							152
<b>Total</b>	49							96							59							100							304

PDI File #: **186556 KK**  
 Location: **N: Portland Street S: Portland Street**  
 Location: **E: Broadway W: Broadway**  
 City, State: **Cambridge, MA**  
 Client: **VHB/ S. Mandzo-Predzic**  
 Site Code: **TBA**  
 Count Date: **Thursday, November 15, 2018**  
 Start Time: **4:30 PM**  
 End Time: **6:30 PM**  
 Class:



**Pedestrians**

	Portland Street							Broadway							Portland Street							Broadway							Total
	from North							from East							from South							from West							
	Right	Thru	Left	U-Turn	CW-EB	CW-WB	Total	Right	Thru	Left	U-Turn	CW-SB	CW-NB	Total	Right	Thru	Left	U-Turn	CW-WB	CW-EB	Total	Right	Thru	Left	U-Turn	CW-NB	CW-SB	Total	
4:30 PM	0	0	0	0	11	11	22	0	0	0	0	8	17	25	0	0	0	0	15	40	55	0	0	0	0	19	22	41	143
4:45 PM	0	0	0	0	10	13	23	0	0	0	0	7	17	24	0	0	0	0	15	39	54	0	0	0	0	18	15	33	134
<b>Total</b>	0	0	0	0	21	24	45	0	0	0	0	15	34	49	0	0	0	0	30	79	109	0	0	0	0	37	37	74	277
5:00 PM	0	0	0	0	20	12	32	0	0	0	0	11	30	41	0	0	0	0	24	49	73	0	0	0	0	26	22	48	194
5:15 PM	0	0	0	0	17	15	32	0	0	0	0	9	25	34	0	0	0	0	34	51	85	0	0	0	0	31	24	55	206
5:30 PM	0	0	0	0	8	16	24	0	0	0	0	5	24	29	0	0	0	0	32	39	71	0	0	0	0	32	7	39	163
5:45 PM	0	0	0	0	15	14	29	0	0	0	0	16	30	46	0	0	0	0	28	27	55	0	0	0	0	21	7	28	158
<b>Total</b>	0	0	0	0	60	57	117	0	0	0	0	41	109	150	0	0	0	0	118	166	284	0	0	0	0	110	60	170	721
6:00 PM	0	0	0	0	17	8	25	0	0	0	0	7	17	24	0	0	0	0	27	25	52	0	0	0	0	32	15	47	148
6:15 PM	0	0	0	0	8	9	17	0	0	0	0	4	12	16	0	0	0	0	32	15	47	0	0	0	0	22	14	36	116
<b>Total</b>	0	0	0	0	25	17	42	0	0	0	0	11	29	40	0	0	0	0	59	40	99	0	0	0	0	54	29	83	264
<b>Grand Total</b>	0	0	0	0	106	98	204	0	0	0	0	67	172	239	0	0	0	0	207	285	492	0	0	0	0	201	126	327	1262
Approach %	0	0	0	0	52	48		0	0	0	0	28	72		0	0	0	0	42.1	57.9		0	0	0	0	61.5	38.5		
Total %	0	0	0	0	8.4	7.77	16.2	0	0	0	0	5.31	13.6	18.9	0	0	0	0	16.4	22.6	39	0	0	0	0	15.9	9.98	25.9	
Exiting Leg Total	204							239							492							327							1262

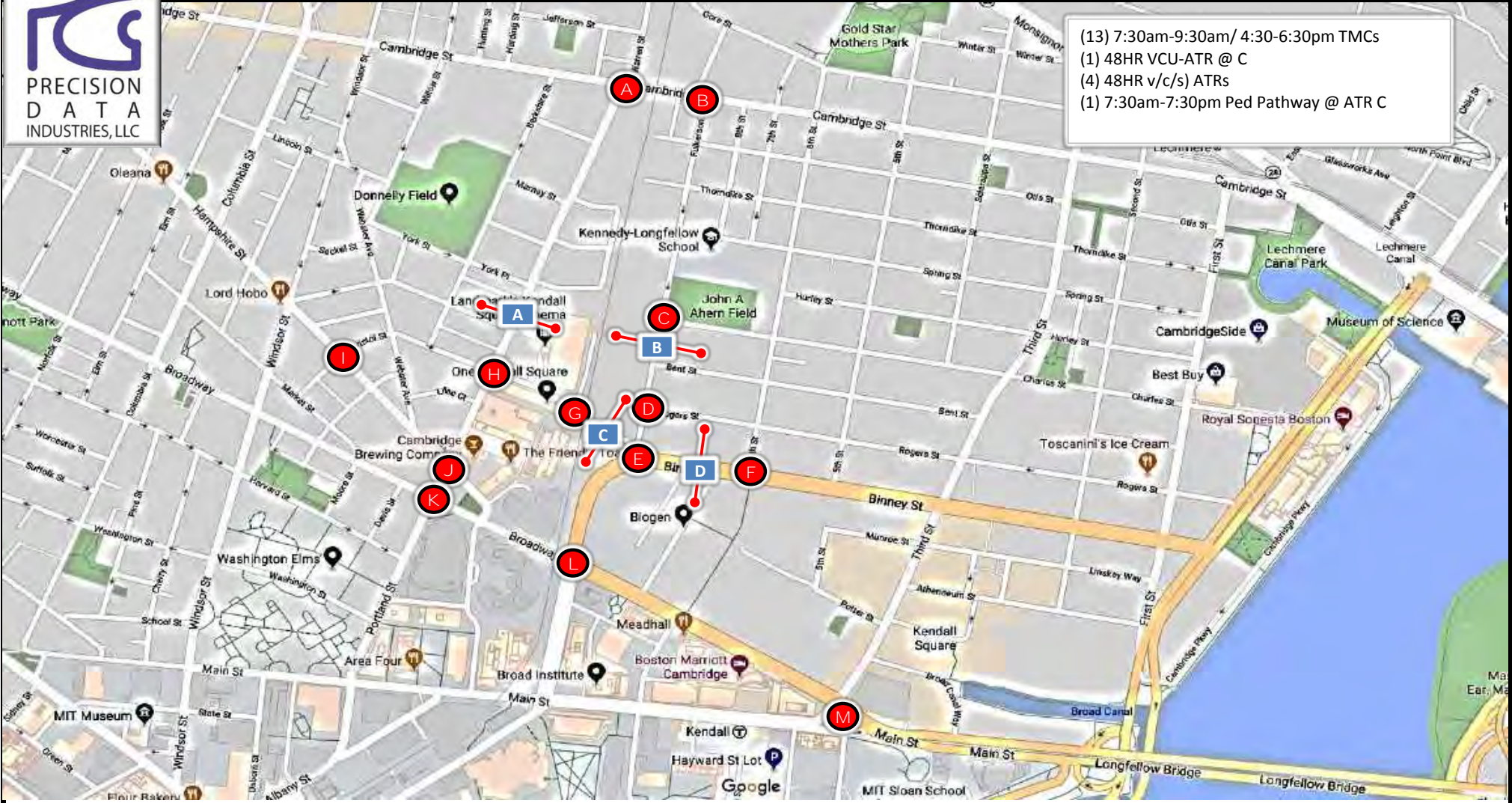
Peak Hour Analysis from 04:30 PM to 06:30 PM begins at:

5:00 PM	Portland Street							Broadway							Portland Street							Broadway							Total
	from North							from East							from South							from West							
	Right	Thru	Left	U-Turn	CW-EB	CW-WB	Total	Right	Thru	Left	U-Turn	CW-SB	CW-NB	Total	Right	Thru	Left	U-Turn	CW-WB	CW-EB	Total	Right	Thru	Left	U-Turn	CW-NB	CW-SB	Total	
5:00 PM	0	0	0	0	20	12	32	0	0	0	0	11	30	41	0	0	0	0	24	49	73	0	0	0	0	26	22	48	194
5:15 PM	0	0	0	0	17	15	32	0	0	0	0	9	25	34	0	0	0	0	34	51	85	0	0	0	0	31	24	55	206
5:30 PM	0	0	0	0	8	16	24	0	0	0	0	5	24	29	0	0	0	0	32	39	71	0	0	0	0	32	7	39	163
5:45 PM	0	0	0	0	15	14	29	0	0	0	0	16	30	46	0	0	0	0	28	27	55	0	0	0	0	21	7	28	158
<b>Total Volume</b>	0	0	0	0	60	57	117	0	0	0	0	41	109	150	0	0	0	0	118	166	284	0	0	0	0	110	60	170	721
% Approach Total	0.0	0.0	0.0	0.0	51.3	48.7		0.0	0.0	0.0	0.0	27.3	72.7		0.0	0.0	0.0	0.0	41.5	58.5		0.0	0.0	0.0	0.0	64.7	35.3		
PHF	0.000	0.000	0.000	0.000	0.750	0.891	0.914	0.000	0.000	0.000	0.000	0.641	0.908	0.815	0.000	0.000	0.000	0.000	0.868	0.814	0.835	0.000	0.000	0.000	0.000	0.859	0.625	0.773	0.875
Entering Leg	0	0	0	0	60	57	117	0	0	0	0	41	109	150	0	0	0	0	118	166	284	0	0	0	0	110	60	170	721
Exiting Leg	117							150							284							170							721
<b>Total</b>	234							300							568							340							1442



## Location Map: 186556 Cambridge, MA

Precision Data Industries, LLC 46 Morton Street, Framingham, MA 01702 ph: 508-875-0100 email: datarequests@pdillc.com



(13) 7:30am-9:30am/ 4:30-6:30pm TMCs  
 (1) 48HR VCU-ATR @ C  
 (4) 48HR v/c/s) ATRs  
 (1) 7:30am-7:30pm Ped Pathway @ ATR C

Client: VHB	Engineer: S. Mandzo-Predzic	Site Code:	Date: Wed 11/14 thru Thurs 11/15/2018	PDI Job # 186556	City, State: Cambridge, MA
----------------	--------------------------------	------------	--	---------------------	-------------------------------



277 Cardinal Medeiros Avenue  
 south of Vandine Street  
 City, State: Cambridge, MA  
 Client: VHB/ S. Mandzo-Predzic



PRECISION  
 D A T A  
 INDUSTRIES, LLC

46 Morton Street, Framingham, MA 01702  
 Office: 508-875-0100 Fax: 508-875-0118  
 Email: datarequests@pdillc.com

186556 A Volume  
 Site Code: TBA

Start Time	NB		SB		Combined		11/13/18 Tue
	A.M.	P.M.	A.M.	P.M.	A.M.	P.M.	
12:00	*	63	*	41	*	104	
12:15	*	71	*	35	*	106	
12:30	*	60	*	51	*	111	
12:45	*	62	256	*	47	174	430
01:00	*	67		*	41		108
01:15	*	63		*	28		91
01:30	*	72		*	21		93
01:45	*	73	275	*	47	137	412
02:00	*	73		*	38		111
02:15	*	60		*	39		99
02:30	*	79		*	41		120
02:45	*	91	303	*	36	154	457
03:00	*	113		*	31		144
03:15	*	71		*	36		107
03:30	*	83		*	36		119
03:45	*	81	348	*	50	153	501
04:00	*	83		*	26		109
04:15	*	114		*	34		148
04:30	*	89		*	38		127
04:45	*	76	362	*	26	124	486
05:00	*	95		*	30		125
05:15	*	91		*	40		131
05:30	*	92		*	47		139
05:45	*	93	371	*	43	160	531
06:00	*	106		*	50		156
06:15	*	94		*	31		125
06:30	*	63		*	34		97
06:45	*	76	339	*	32	147	486
07:00	*	68		*	36		104
07:15	*	77		*	26		103
07:30	*	71		*	30		101
07:45	*	50	266	*	16	108	374
08:00	*	48		*	27		75
08:15	*	54		*	28		82
08:30	*	41		*	14		55
08:45	*	61	204	*	14	83	287
09:00	*	61		*	12		73
09:15	*	40		*	17		57
09:30	*	52		*	16		68
09:45	*	47	200	*	20	65	265
10:00	*	36		*	10		46
10:15	*	29		*	15		44
10:30	*	18		*	11		29
10:45	*	29	112	*	12	48	160
11:00	48	35		49	13	97	48
11:15	53	23		48	12	101	35
11:30	51	15		35	7	86	22
11:45	57	15	88	44	1	33	121
Total	209	3124	176	1386	385	4510	
Percent	54.3%	69.3%	45.7%	30.7%			
Day Total		3333		1562		4895	
Peak	11:00	- 05:30	- 11:00	- 05:15	- 11:00	- 05:15	- - -
Vol.	209	- 385	- 176	- 180	- 385	- 562	- - -
P.H.F.	0.917	0.908	0.898	0.882	0.953	0.901	

277 Cardinal Medeiros Avenue  
 south of Vandine Street  
 City, State: Cambridge, MA  
 Client: VHB/ S. Mandzo-Predzic



PRECISION  
 D A T A  
 INDUSTRIES, LLC

46 Morton Street, Framingham, MA 01702  
 Office: 508-875-0100 Fax: 508-875-0118  
 Email: datarequests@pdillc.com

186556 A Volume  
 Site Code: TBA

Start Time	NB		SB		Combined		11/14/18 Wed							
	A.M.	P.M.	A.M.	P.M.	A.M.	P.M.								
12:00	29	43	2	47	31	90								
12:15	16	52	5	46	21	98								
12:30	10	53	5	48	15	101								
12:45	5	60 69	1	13 36	6	73 105	394							
01:00	4	63	1	34	5	97								
01:15	5	51	1	39	6	90								
01:30	8	90	4	38	12	128								
01:45	6	23 63	0	6 35	6	29 98	413							
02:00	9	75	1	30	10	105								
02:15	2	79	1	29	3	108								
02:30	4	88	4	29	8	117								
02:45	0	15 77	4	10 40	4	25 117	447							
03:00	3	109	2	36	5	145								
03:15	4	93	2	47	6	140								
03:30	4	101	5	48	9	149								
03:45	5	16 99	8	17 29	13	33 128	562							
04:00	8	74	4	40	12	114								
04:15	3	118	6	27	9	145								
04:30	2	132	13	31	15	163								
04:45	3	16 104	24	47 38	27	63 142	564							
05:00	10	115	22	43	32	158								
05:15	11	117	33	30	44	147								
05:30	20	66	54	37	74	103								
05:45	16	57 105	72	181 48	158	88 238	153 561							
06:00	20	90	70	37	90	127								
06:15	17	116	80	40	97	156								
06:30	20	59	97	47	117	106								
06:45	41	98 69	334	91 338	173	132 436	118 507							
07:00	60	78	58	29	118	107								
07:15	44	85	79	37	123	122								
07:30	37	73	69	32	106	105								
07:45	56	197 69	305	74 280	122	130 477	93 427							
08:00	49	57	88	30	137	87								
08:15	64	54	90	32	154	86								
08:30	41	62	101	24	142	86								
08:45	38	192 44	217	76 355	111	114 547	69 328							
09:00	40	62	105	24	145	86								
09:15	45	57	84	24	129	81								
09:30	52	63	74	22	126	85								
09:45	31	168 48	230	65 328	91	96 496	69 321							
10:00	43	55	56	15	99	70								
10:15	47	57	59	15	106	72								
10:30	42	32	59	25	101	57								
10:45	52	184 43	187	58 232	65	110 416	53 252							
11:00	41	34	45	15	86	49								
11:15	47	31	59	11	106	42								
11:30	62	21	37	8	99	29								
11:45	38	188 27	113	39 180	42	77 368	35 155							
Total	1214	3422	1987	1509	3201	4931								
Percent	37.9%	69.4%	62.1%	30.6%										
Day Total		4636		3496		8132								
Peak	07:45	-	04:15	-	08:15	-	12:00	-	07:45	-	04:30	-	-	-
Vol.	210	-	469	-	372	-	177	-	563	-	610	-	-	-
P.H.F.	0.820	-	0.888	-	0.886	-	0.922	-	0.914	-	0.936	-	-	-

277 Cardinal Medeiros Avenue  
 south of Vandine Street  
 City, State: Cambridge, MA  
 Client: VHB/ S. Mandzo-Predzic



46 Morton Street, Framingham, MA 01702  
 Office: 508-875-0100 Fax: 508-875-0118  
 Email: datarequests@pdillc.com

186556 A Class  
 Site Code: TBA

NB

Start Time	Cycles	Cars & Trailers	2 Axle Long	Buses	2 Axle 6 Tire	3 Axle Single	4 Axle Single	<5 Axl Double	5 Axle Double	>6 Axl Double	<6 Axl Multi	6 Axle Multi	>6 Axl Multi	Total
11/13/1														
8	*	*	*	*	*	*	*	*	*	*	*	*	*	*
01:00	*	*	*	*	*	*	*	*	*	*	*	*	*	*
02:00	*	*	*	*	*	*	*	*	*	*	*	*	*	*
03:00	*	*	*	*	*	*	*	*	*	*	*	*	*	*
04:00	*	*	*	*	*	*	*	*	*	*	*	*	*	*
05:00	*	*	*	*	*	*	*	*	*	*	*	*	*	*
06:00	*	*	*	*	*	*	*	*	*	*	*	*	*	*
07:00	*	*	*	*	*	*	*	*	*	*	*	*	*	*
08:00	*	*	*	*	*	*	*	*	*	*	*	*	*	*
09:00	*	*	*	*	*	*	*	*	*	*	*	*	*	*
10:00	*	*	*	*	*	*	*	*	*	*	*	*	*	*
11:00	0	169	25	3	7	3	0	2	0	0	0	0	0	209
12 PM	1	205	41	2	5	0	0	2	0	0	0	0	0	256
13:00	1	216	45	2	9	1	0	0	1	0	0	0	0	275
14:00	1	255	41	2	4	0	0	0	0	0	0	0	0	303
15:00	0	297	39	6	5	0	0	1	0	0	0	0	0	348
16:00	1	339	16	2	4	0	0	0	0	0	0	0	0	362
17:00	0	350	14	2	5	0	0	0	0	0	0	0	0	371
18:00	0	322	15	1	1	0	0	0	0	0	0	0	0	339
19:00	1	250	12	0	3	0	0	0	0	0	0	0	0	266
20:00	0	193	7	0	4	0	0	0	0	0	0	0	0	204
21:00	0	195	3	0	2	0	0	0	0	0	0	0	0	200
22:00	0	108	3	0	1	0	0	0	0	0	0	0	0	112
23:00	0	82	5	0	1	0	0	0	0	0	0	0	0	88
Total	5	2981	266	20	51	4	0	5	1	0	0	0	0	3333
Percent	0.2%	89.4%	8.0%	0.6%	1.5%	0.1%	0.0%	0.2%	0.0%	0.0%	0.0%	0.0%	0.0%	
AM Peak		11:00	11:00	11:00	11:00	11:00		11:00						11:00
Vol.		169	25	3	7	3		2						209
PM Peak	12:00	17:00	13:00	15:00	13:00	13:00		12:00	13:00					17:00
Vol.	1	350	45	6	9	1		2	1					371

277 Cardinal Medeiros Avenue  
 south of Vandine Street  
 City, State: Cambridge, MA  
 Client: VHB/ S. Mandzo-Predzic



PRECISION  
 D A T A  
 INDUSTRIES, LLC

46 Morton Street, Framingham, MA 01702  
 Office: 508-875-0100 Fax: 508-875-0118  
 Email: datarequests@pdillc.com

186556 A Class  
 Site Code: TBA

NB

Start Time	Cycles	Cars & Trailers	2 Axle Long	Buses	2 Axle 6 Tire	3 Axle Single	4 Axle Single	<5 Axl Double	5 Axle Double	>6 Axl Double	<6 Axl Multi	6 Axle Multi	>6 Axl Multi	Total
11/14/1														
8	0	55	4	1	0	0	0	0	0	0	0	0	0	60
01:00	0	22	0	0	1	0	0	0	0	0	0	0	0	23
02:00	0	15	0	0	0	0	0	0	0	0	0	0	0	15
03:00	0	13	0	1	2	0	0	0	0	0	0	0	0	16
04:00	0	13	1	1	1	0	0	0	0	0	0	0	0	16
05:00	0	42	11	2	2	0	0	0	0	0	0	0	0	57
06:00	0	83	11	0	3	1	0	0	0	0	0	0	0	98
07:00	2	171	9	11	3	0	0	1	0	0	0	0	0	197
08:00	2	164	17	3	6	0	0	0	0	0	0	0	0	192
09:00	0	144	13	2	7	1	0	1	0	0	0	0	0	168
10:00	0	154	26	0	3	1	0	0	0	0	0	0	0	184
11:00	0	146	20	3	17	1	0	1	0	0	0	0	0	188
12 PM	0	175	31	3	6	2	0	0	0	0	0	0	0	217
13:00	0	209	43	4	9	1	0	1	0	0	0	0	0	267
14:00	2	259	43	6	9	0	0	0	0	0	0	0	0	319
15:00	0	341	51	5	5	0	0	0	0	0	0	0	0	402
16:00	1	397	25	2	2	1	0	0	0	0	0	0	0	428
17:00	2	373	21	0	7	0	0	0	0	0	0	0	0	403
18:00	0	307	24	2	1	0	0	0	0	0	0	0	0	334
19:00	0	289	12	1	3	0	0	0	0	0	0	0	0	305
20:00	0	211	3	1	2	0	0	0	0	0	0	0	0	217
21:00	0	212	17	1	0	0	0	0	0	0	0	0	0	230
22:00	1	178	7	0	1	0	0	0	0	0	0	0	0	187
23:00	0	109	4	0	0	0	0	0	0	0	0	0	0	113
Total	10	4082	393	49	90	8	0	4	0	0	0	0	0	4636
Percent	0.2%	88.1%	8.5%	1.1%	1.9%	0.2%	0.0%	0.1%	0.0%	0.0%	0.0%	0.0%	0.0%	
AM Peak	07:00	07:00	10:00	07:00	11:00	06:00		07:00						07:00
Vol.	2	171	26	11	17	1		1						197
PM Peak	14:00	16:00	15:00	14:00	13:00	12:00		13:00						16:00
Vol.	2	397	51	6	9	2		1						428

277 Cardinal Medeiros Avenue  
south of Vandine Street  
City, State: Cambridge, MA  
Client: VHB/ S. Mandzo-Predzic



46 Morton Street, Framingham, MA 01702  
Office: 508-875-0100 Fax: 508-875-0118  
Email: datarequests@pdillc.com

186556 A Class  
Site Code: TBA

SB

Start Time	Cycles	Cars & Trailers	2 Axle Long	Buses	2 Axle 6 Tire	3 Axle Single	4 Axle Single	<5 Axl Double	5 Axle Double	>6 Axl Double	<6 Axl Multi	6 Axle Multi	>6 Axl Multi	Total
11/13/18	*	*	*	*	*	*	*	*	*	*	*	*	*	*
01:00	*	*	*	*	*	*	*	*	*	*	*	*	*	*
02:00	*	*	*	*	*	*	*	*	*	*	*	*	*	*
03:00	*	*	*	*	*	*	*	*	*	*	*	*	*	*
04:00	*	*	*	*	*	*	*	*	*	*	*	*	*	*
05:00	*	*	*	*	*	*	*	*	*	*	*	*	*	*
06:00	*	*	*	*	*	*	*	*	*	*	*	*	*	*
07:00	*	*	*	*	*	*	*	*	*	*	*	*	*	*
08:00	*	*	*	*	*	*	*	*	*	*	*	*	*	*
09:00	*	*	*	*	*	*	*	*	*	*	*	*	*	*
10:00	*	*	*	*	*	*	*	*	*	*	*	*	*	*
11:00	1	140	24	1	10	0	0	0	0	0	0	0	0	176
12 PM	0	140	27	0	6	1	0	0	0	0	0	0	0	174
13:00	1	105	19	1	9	1	0	1	0	0	0	0	0	137
14:00	0	118	25	2	8	1	0	0	0	0	0	0	0	154
15:00	2	125	19	1	6	0	0	0	0	0	0	0	0	153
16:00	0	102	18	2	1	1	0	0	0	0	0	0	0	124
17:00	1	146	9	0	4	0	0	0	0	0	0	0	0	160
18:00	0	135	11	0	1	0	0	0	0	0	0	0	0	147
19:00	0	97	9	0	1	1	0	0	0	0	0	0	0	108
20:00	1	76	5	0	1	0	0	0	0	0	0	0	0	83
21:00	0	60	5	0	0	0	0	0	0	0	0	0	0	65
22:00	0	44	4	0	0	0	0	0	0	0	0	0	0	48
23:00	0	31	1	0	1	0	0	0	0	0	0	0	0	33
Total	6	1319	176	7	48	5	0	1	0	0	0	0	0	1562
Percent	0.4%	84.4%	11.3%	0.4%	3.1%	0.3%	0.0%	0.1%	0.0%	0.0%	0.0%	0.0%	0.0%	
AM Peak	11:00	11:00	11:00	11:00	11:00									11:00
Vol.	1	140	24	1	10									176
PM Peak	15:00	17:00	12:00	14:00	13:00	12:00		13:00						12:00
Vol.	2	146	27	2	9	1		1						174

277 Cardinal Medeiros Avenue  
 south of Vandine Street  
 City, State: Cambridge, MA  
 Client: VHB/ S. Mandzo-Predzic



46 Morton Street, Framingham, MA 01702  
 Office: 508-875-0100 Fax: 508-875-0118  
 Email: datarequests@pdillc.com

186556 A Class  
 Site Code: TBA

SB

Start Time	Cycles	Cars & Trailers	2 Axle Long	Buses	2 Axle 6 Tire	3 Axle Single	4 Axle Single	<5 Axl Double	5 Axle Double	>6 Axl Double	<6 Axl Multi	6 Axle Multi	>6 Axl Multi	Total
11/14/1														
8	0	10	2	0	1	0	0	0	0	0	0	0	0	13
01:00	0	5	0	0	1	0	0	0	0	0	0	0	0	6
02:00	0	9	0	1	0	0	0	0	0	0	0	0	0	10
03:00	0	13	2	0	2	0	0	0	0	0	0	0	0	17
04:00	0	28	13	0	6	0	0	0	0	0	0	0	0	47
05:00	0	132	40	0	6	3	0	0	0	0	0	0	0	181
06:00	1	268	50	3	12	0	0	4	0	0	0	0	0	338
07:00	1	226	36	7	10	0	0	0	0	0	0	0	0	280
08:00	0	313	29	3	10	0	0	0	0	0	0	0	0	355
09:00	0	276	37	1	12	2	0	0	0	0	0	0	0	328
10:00	0	175	44	1	11	0	0	1	0	0	0	0	0	232
11:00	0	144	21	0	11	1	0	3	0	0	0	0	0	180
12 PM	0	144	25	0	8	0	0	0	0	0	0	0	0	177
13:00	0	117	26	0	3	0	0	0	0	0	0	0	0	146
14:00	1	105	16	0	6	0	0	0	0	0	0	0	0	128
15:00	1	122	31	0	6	0	0	0	0	0	0	0	0	160
16:00	1	116	17	0	2	0	0	0	0	0	0	0	0	136
17:00	0	144	12	0	2	0	0	0	0	0	0	0	0	158
18:00	1	159	11	0	1	1	0	0	0	0	0	0	0	173
19:00	0	110	9	0	2	1	0	0	0	0	0	0	0	122
20:00	0	96	12	0	3	0	0	0	0	0	0	0	0	111
21:00	0	82	9	0	0	0	0	0	0	0	0	0	0	91
22:00	0	62	3	0	0	0	0	0	0	0	0	0	0	65
23:00	0	37	3	0	2	0	0	0	0	0	0	0	0	42
Total	6	2893	448	16	117	8	0	8	0	0	0	0	0	3496
Percent	0.2%	82.8%	12.8%	0.5%	3.3%	0.2%	0.0%	0.2%	0.0%	0.0%	0.0%	0.0%	0.0%	
AM Peak	06:00	08:00	06:00	07:00	06:00	05:00		06:00						08:00
Vol.	1	313	50	7	12	3		4						355
PM Peak	14:00	18:00	15:00		12:00	18:00								12:00
Vol.	1	159	31		8	1								177

277 Cardinal Medeiros Avenue  
 south of Vandine Street  
 City, State: Cambridge, MA  
 Client: VHB/ S. Mandzo-Predzic



46 Morton Street, Framingham, MA 01702  
 Office: 508-875-0100 Fax: 508-875-0118  
 Email: datarequests@pdilic.com

186556 A Speed  
 Site Code: TBA

NB

Start Time	1 14	15 19	20 24	25 29	30 34	35 39	40 44	45 49	50 54	55 59	60 64	65 69	70 9999	Total	85th % ile	Ave Speed
11/13/18	*	*	*	*	*	*	*	*	*	*	*	*	*	*	*	*
01:00	*	*	*	*	*	*	*	*	*	*	*	*	*	*	*	*
02:00	*	*	*	*	*	*	*	*	*	*	*	*	*	*	*	*
03:00	*	*	*	*	*	*	*	*	*	*	*	*	*	*	*	*
04:00	*	*	*	*	*	*	*	*	*	*	*	*	*	*	*	*
05:00	*	*	*	*	*	*	*	*	*	*	*	*	*	*	*	*
06:00	*	*	*	*	*	*	*	*	*	*	*	*	*	*	*	*
07:00	*	*	*	*	*	*	*	*	*	*	*	*	*	*	*	*
08:00	*	*	*	*	*	*	*	*	*	*	*	*	*	*	*	*
09:00	*	*	*	*	*	*	*	*	*	*	*	*	*	*	*	*
10:00	*	*	*	*	*	*	*	*	*	*	*	*	*	*	*	*
11:00	<b>49</b>	<b>48</b>	<b>91</b>	<b>19</b>	<b>2</b>	0	0	0	0	0	0	0	0	<b>209</b>	23	18
12 PM	37	73	105	37	4	0	0	0	0	0	0	0	0	256	24	19
13:00	33	61	132	46	3	0	0	0	0	0	0	0	0	275	24	20
14:00	23	41	165	65	<b>9</b>	0	0	0	0	0	0	0	0	303	26	22
15:00	27	61	163	<b>86</b>	8	<b>3</b>	0	0	0	0	0	0	0	348	26	22
16:00	23	63	<b>204</b>	66	6	0	0	0	0	0	0	0	0	362	25	21
17:00	28	<b>113</b>	166	64	0	0	0	0	0	0	0	0	0	<b>371</b>	24	20
18:00	<b>45</b>	86	142	59	6	1	0	0	0	0	0	0	0	339	25	20
19:00	18	48	139	52	7	2	0	0	0	0	0	0	0	266	26	21
20:00	23	28	85	59	9	0	0	0	0	0	0	0	0	204	27	22
21:00	8	16	99	72	5	0	0	0	0	0	0	0	0	200	27	23
22:00	12	6	56	32	6	0	0	0	0	0	0	0	0	112	27	22
23:00	5	5	32	36	9	1	0	0	0	0	0	0	0	88	28	24
Total	331	649	1579	693	74	7	0	0	0	0	0	0	0	3333		
%	9.9%	19.5%	47.4%	20.8%	2.2%	0.2%	0.0%	0.0%	0.0%	0.0%	0.0%	0.0%	0.0%			
AM Peak	11:00	11:00	11:00	11:00	11:00									11:00		
Vol.	49	48	91	19	2									209		
PM Peak	18:00	17:00	16:00	15:00	14:00	15:00								17:00		
Vol.	45	113	204	86	9	3								371		

Stats

15th Percentile : 15 MPH  
 50th Percentile : 21 MPH  
 85th Percentile : 25 MPH  
 95th Percentile : 28 MPH

Mean Speed(Average) : 21 MPH  
 10 MPH Pace Speed : 20-29 MPH  
 Number in Pace : 2272  
 Percent in Pace : 68.2%  
 Number of Vehicles > 25 MPH : 635  
 Percent of Vehicles > 25 MPH : 19.1%

277 Cardinal Medeiros Avenue  
 south of Vandine Street  
 City, State: Cambridge, MA  
 Client: VHB/ S. Mandzo-Predzic



46 Morton Street, Framingham, MA 01702  
 Office: 508-875-0100 Fax: 508-875-0118  
 Email: datarequests@pdilc.com

186556 A Speed  
 Site Code: TBA

NB

Start Time	1	15	20	25	30	35	40	45	50	55	60	65	70	Total	85th % ile	Ave Speed
	14	19	24	29	34	39	44	49	54	59	64	69	9999			
11/14/18	3	8	18	23	<b>6</b>	<b>2</b>	0	0	0	0	0	0	0	60	28	24
01:00	2	1	8	10	2	0	0	0	0	0	0	0	0	23	28	24
02:00	0	1	5	6	3	0	0	0	0	0	0	0	0	15	30	26
03:00	2	0	3	7	4	0	0	0	0	0	0	0	0	16	31	25
04:00	0	2	6	4	3	1	0	0	0	0	0	0	0	16	31	25
05:00	8	6	25	15	3	0	0	0	0	0	0	0	0	57	27	21
06:00	17	15	41	22	3	0	0	0	0	0	0	0	0	98	26	20
07:00	<b>82</b>	<b>63</b>	39	12	1	0	0	0	0	0	0	0	0	<b>197</b>	21	15
08:00	73	50	54	14	1	0	0	0	0	0	0	0	0	192	22	16
09:00	38	31	68	26	4	1	0	0	0	0	0	0	0	168	25	19
10:00	13	34	95	<b>38</b>	4	0	0	0	0	0	0	0	0	184	25	21
11:00	12	34	<b>113</b>	27	2	0	0	0	0	0	0	0	0	188	24	21
12 PM	23	62	90	40	2	0	0	0	0	0	0	0	0	217	25	20
13:00	33	40	135	50	9	0	0	0	0	0	0	0	0	267	25	21
14:00	44	77	148	39	10	1	0	0	0	0	0	0	0	319	24	20
15:00	33	81	172	102	<b>14</b>	0	0	0	0	0	0	0	0	402	26	21
16:00	41	49	<b>224</b>	<b>106</b>	6	<b>2</b>	0	0	0	0	0	0	0	<b>428</b>	26	21
17:00	<b>56</b>	<b>117</b>	186	44	0	0	0	0	0	0	0	0	0	403	23	19
18:00	31	64	182	54	3	0	0	0	0	0	0	0	0	334	24	21
19:00	20	51	144	79	9	2	0	0	0	0	0	0	0	305	26	22
20:00	18	35	109	45	8	1	<b>1</b>	0	0	0	0	0	0	217	26	22
21:00	13	46	116	54	1	0	0	0	0	0	0	0	0	230	25	21
22:00	21	21	84	50	10	1	0	0	0	0	0	0	0	187	27	22
23:00	16	8	44	38	6	1	0	0	0	0	0	0	0	113	27	22
Total	599	896	2109	905	114	12	1	0	0	0	0	0	0	4636		
%	12.9%	19.3%	45.5%	19.5%	2.5%	0.3%	0.0%	0.0%	0.0%	0.0%	0.0%	0.0%	0.0%			
AM Peak	07:00	07:00	11:00	10:00	00:00	00:00									07:00	
Vol.	82	63	113	38	6	2									197	
PM Peak	17:00	17:00	16:00	16:00	15:00	16:00	20:00								16:00	
Vol.	56	117	224	106	14	2	1								428	

Stats

15th Percentile : 14 MPH  
 50th Percentile : 20 MPH  
 85th Percentile : 25 MPH  
 95th Percentile : 28 MPH

Mean Speed(Average) : 20 MPH  
 10 MPH Pace Speed : 20-29 MPH  
 Number in Pace : 3014  
 Percent in Pace : 65.0%  
 Number of Vehicles > 25 MPH : 851  
 Percent of Vehicles > 25 MPH : 18.4%



277 Cardinal Medeiros Avenue  
 south of Vandine Street  
 City, State: Cambridge, MA  
 Client: VHB/ S. Mandzo-Predzic



46 Morton Street, Framingham, MA 01702  
 Office: 508-875-0100 Fax: 508-875-0118  
 Email: datarequests@pdillc.com

186556 A Speed  
 Site Code: TBA

SB

Start Time	1 14	15 19	20 24	25 29	30 34	35 39	40 44	45 49	50 54	55 59	60 64	65 69	70 9999	Total	85th % ile	Ave Speed
11/13/																
18	*	*	*	*	*	*	*	*	*	*	*	*	*	*	*	*
01:00	*	*	*	*	*	*	*	*	*	*	*	*	*	*	*	*
02:00	*	*	*	*	*	*	*	*	*	*	*	*	*	*	*	*
03:00	*	*	*	*	*	*	*	*	*	*	*	*	*	*	*	*
04:00	*	*	*	*	*	*	*	*	*	*	*	*	*	*	*	*
05:00	*	*	*	*	*	*	*	*	*	*	*	*	*	*	*	*
06:00	*	*	*	*	*	*	*	*	*	*	*	*	*	*	*	*
07:00	*	*	*	*	*	*	*	*	*	*	*	*	*	*	*	*
08:00	*	*	*	*	*	*	*	*	*	*	*	*	*	*	*	*
09:00	*	*	*	*	*	*	*	*	*	*	*	*	*	*	*	*
10:00	*	*	*	*	*	*	*	*	*	*	*	*	*	*	*	*
11:00	<b>32</b>	<b>43</b>	<b>78</b>	<b>20</b>	<b>3</b>	0	0	0	0	0	0	0	0	<b>176</b>	23	19
12 PM	<b>27</b>	<b>50</b>	73	22	2	0	0	0	0	0	0	0	0	<b>174</b>	23	19
13:00	16	39	51	25	6	0	0	0	0	0	0	0	0	137	26	20
14:00	13	28	81	30	1	1	0	0	0	0	0	0	0	154	25	21
15:00	20	31	55	<b>39</b>	<b>8</b>	0	0	0	0	0	0	0	0	153	27	21
16:00	15	22	50	33	4	0	0	0	0	0	0	0	0	124	26	21
17:00	27	25	<b>85</b>	21	2	0	0	0	0	0	0	0	0	160	23	20
18:00	22	29	70	26	0	0	0	0	0	0	0	0	0	147	24	20
19:00	13	28	47	19	1	0	0	0	0	0	0	0	0	108	25	20
20:00	8	5	46	22	2	0	0	0	0	0	0	0	0	83	26	22
21:00	3	6	38	18	0	0	0	0	0	0	0	0	0	65	26	22
22:00	5	1	22	14	6	0	0	0	0	0	0	0	0	48	28	23
23:00	2	7	14	6	2	<b>2</b>	0	0	0	0	0	0	0	33	28	22
Total	203	314	710	295	37	3	0	0	0	0	0	0	0	1562		
%	13.0%	20.1%	45.5%	18.9%	2.4%	0.2%	0.0%	0.0%	0.0%	0.0%	0.0%	0.0%	0.0%			
AM Peak	11:00	11:00	11:00	11:00	11:00									11:00		
Vol.	32	43	78	20	3									176		
PM Peak	12:00	12:00	17:00	15:00	15:00	23:00								12:00		
Vol.	27	50	85	39	8	2								174		

Stats

15th Percentile : 14 MPH  
 50th Percentile : 20 MPH  
 85th Percentile : 25 MPH  
 95th Percentile : 28 MPH

Mean Speed(Average) : 20 MPH  
 10 MPH Pace Speed : 15-24 MPH  
 Number in Pace : 1024  
 Percent in Pace : 65.6%  
 Number of Vehicles > 25 MPH : 276  
 Percent of Vehicles > 25 MPH : 17.7%

277 Cardinal Medeiros Avenue  
 south of Vandine Street  
 City, State: Cambridge, MA  
 Client: VHB/ S. Mandzo-Predzic



46 Morton Street, Framingham, MA 01702  
 Office: 508-875-0100 Fax: 508-875-0118  
 Email: datarequests@pdillc.com

186556 A Speed  
 Site Code: TBA

SB

Start Time	1	15	20	25	30	35	40	45	50	55	60	65	70	Total	85th % ile	Ave Speed
	14	19	24	29	34	39	44	49	54	59	64	69	9999			
11/14/18	2	1	4	4	2	0	0	0	0	0	0	0	0	13	29	22
01:00	0	0	2	3	1	0	0	0	0	0	0	0	0	6	29	26
02:00	0	0	3	5	2	0	0	0	0	0	0	0	0	10	30	27
03:00	1	2	2	6	5	1	0	0	0	0	0	0	0	17	32	26
04:00	2	2	18	15	7	3	0	0	0	0	0	0	0	47	31	25
05:00	7	15	62	78	18	1	0	0	0	0	0	0	0	181	28	24
06:00	14	53	147	114	10	0	0	0	0	0	0	0	0	338	27	23
07:00	65	109	87	18	1	0	0	0	0	0	0	0	0	280	22	17
08:00	46	136	147	24	2	0	0	0	0	0	0	0	0	355	23	19
09:00	48	66	153	56	5	0	0	0	0	0	0	0	0	328	25	20
10:00	17	38	125	47	5	0	0	0	0	0	0	0	0	232	25	21
11:00	18	36	80	43	3	0	0	0	0	0	0	0	0	180	26	21
12 PM	21	43	76	34	3	0	0	0	0	0	0	0	0	177	25	20
13:00	14	43	68	19	2	0	0	0	0	0	0	0	0	146	23	20
14:00	29	41	37	21	0	0	0	0	0	0	0	0	0	128	24	18
15:00	20	34	58	42	6	0	0	0	0	0	0	0	0	160	26	21
16:00	18	24	57	29	8	0	0	0	0	0	0	0	0	136	26	21
17:00	14	32	76	33	3	0	0	0	0	0	0	0	0	158	25	21
18:00	16	45	87	24	1	0	0	0	0	0	0	0	0	173	23	20
19:00	14	36	58	12	2	0	0	0	0	0	0	0	0	122	23	20
20:00	8	19	55	24	5	0	0	0	0	0	0	0	0	111	26	22
21:00	2	22	47	18	2	0	0	0	0	0	0	0	0	91	25	22
22:00	2	8	32	16	7	0	0	0	0	0	0	0	0	65	28	23
23:00	4	9	17	10	2	0	0	0	0	0	0	0	0	42	26	21
Total	382	814	1498	695	102	5	0	0	0	0	0	0	0	3496		
%	10.9%	23.3%	42.8%	19.9%	2.9%	0.1%	0.0%	0.0%	0.0%	0.0%	0.0%	0.0%	0.0%			
AM Peak	07:00	08:00	09:00	06:00	05:00	04:00								08:00		
Vol.	65	136	153	114	18	3								355		
PM Peak	14:00	18:00	18:00	15:00	16:00									12:00		
Vol.	29	45	87	42	8									177		

Stats

15th Percentile : 14 MPH  
 50th Percentile : 20 MPH  
 85th Percentile : 25 MPH  
 95th Percentile : 28 MPH

Mean Speed(Average) : 21 MPH  
 10 MPH Pace Speed : 15-24 MPH  
 Number in Pace : 2312  
 Percent in Pace : 66.1%  
 Number of Vehicles > 25 MPH : 663  
 Percent of Vehicles > 25 MPH : 19.0%

Fulkerson Street  
 south of Charles Street  
 City, State: Cambridge, MA  
 Client: VHB/ S. Mandzo-Predzic



46 Morton Street, Framingham, MA 01702  
 Office: 508-875-0100 Fax: 508-875-0118  
 Email: datarequests@pdillc.com

186556 B Volume  
 Site Code: TBA

Start Time	SB		NB		Combined		11/13/18 Tue
	A.M.	P.M.	A.M.	P.M.	A.M.	P.M.	
12:00	*	25	*	15	*	40	
12:15	*	20	*	21	*	41	
12:30	*	16	*	22	*	38	
12:45	*	0	87	*	0	19	77
01:00	*	18	*	13	*	31	164
01:15	*	27	*	21	*	48	
01:30	*	24	*	27	*	51	
01:45	*	0	96	*	0	16	77
02:00	*	22	*	28	*	50	173
02:15	*	27	*	22	*	49	
02:30	*	31	*	23	*	54	
02:45	*	0	109	*	0	23	96
03:00	*	34	*	37	*	71	205
03:15	*	25	*	30	*	55	
03:30	*	18	*	32	*	50	
03:45	*	0	111	*	0	27	126
04:00	*	19	*	48	*	67	
04:15	*	18	*	44	*	62	
04:30	*	23	*	48	*	71	
04:45	*	0	78	*	0	50	190
05:00	*	20	*	67	*	87	268
05:15	*	23	*	54	*	77	
05:30	*	24	*	46	*	70	
05:45	*	0	93	*	0	52	219
06:00	*	17	*	40	*	57	312
06:15	*	16	*	35	*	51	
06:30	*	14	*	17	*	31	
06:45	*	0	56	*	0	19	111
07:00	*	16	*	19	*	35	167
07:15	*	15	*	10	*	25	
07:30	*	8	*	12	*	20	
07:45	*	0	54	*	0	12	53
08:00	*	13	*	4	*	17	107
08:15	*	5	*	4	*	9	
08:30	*	9	*	3	*	12	
08:45	*	0	36	*	0	11	22
09:00	*	7	*	6	*	13	58
09:15	*	8	*	6	*	14	
09:30	44	8	11	7	55	15	
09:45	55	99	9	32	7	18	9
10:00	45	5	15	8	60	13	60
10:15	29	7	6	1	35	8	
10:30	24	6	12	3	36	9	
10:45	35	133	9	27	11	44	3
11:00	28	3	6	3	34	6	15
11:15	22	3	10	5	32	8	46
11:30	26	0	11	0	37	0	177
11:45	13	89	0	6	17	44	4
							12
							30
							133
							4
							18
Total	321	785	106	1026	427	1811	
Percent	75.2%	43.3%	24.8%	56.7%			
Day Total		1106		1132		2238	
Peak	09:30	-	02:15	-	10:00	-	04:30
Vol.	173	-	121	-	44	-	219
P.H.F.	0.786	-	0.890	-	0.733	-	0.817
							0.855
							0.897

Fulkerson Street  
 south of Charles Street  
 City, State: Cambridge, MA  
 Client: VHB/ S. Mandzo-Predzic



46 Morton Street, Framingham, MA 01702  
 Office: 508-875-0100 Fax: 508-875-0118  
 Email: datarequests@pdillc.com

186556 B Volume  
 Site Code: TBA

Start Time	SB		NB		Combined		11/14/18 Wed
	A.M.	P.M.	A.M.	P.M.	A.M.	P.M.	
12:00	2	22	1	24	3	46	
12:15	1	28	1	20	2	48	
12:30	0	20	1	10	1	30	
12:45	2	30	0	21	2	51	175
01:00	0	34	0	9	0	43	
01:15	2	32	3	11	5	43	
01:30	2	26	1	26	3	52	
01:45	0	33	0	20	0	53	191
02:00	2	31	1	25	3	56	
02:15	0	29	0	31	0	60	
02:30	1	32	1	27	2	59	
02:45	0	37	1	32	1	69	244
03:00	2	34	0	26	2	60	
03:15	1	26	1	30	2	56	
03:30	1	40	0	32	1	72	
03:45	1	29	1	36	2	65	253
04:00	2	18	0	44	2	62	
04:15	0	20	0	40	0	60	
04:30	5	28	0	51	5	79	
04:45	13	33	0	47	13	80	281
05:00	8	29	2	60	10	89	
05:15	18	31	2	62	20	93	
05:30	30	24	4	51	34	75	
05:45	25	25	4	59	29	84	341
06:00	31	26	4	48	35	74	
06:15	40	25	5	36	45	61	
06:30	48	23	3	33	51	56	
06:45	37	19	2	20	39	39	230
07:00	51	15	2	16	53	31	
07:15	40	15	7	13	47	28	
07:30	47	10	12	7	59	17	
07:45	71	17	20	41	91	22	98
08:00	47	14	14	4	61	18	
08:15	48	13	19	5	67	18	
08:30	50	8	10	6	60	14	
08:45	58	8	21	5	79	13	63
09:00	51	11	15	10	66	21	
09:15	61	5	14	11	75	16	
09:30	63	15	17	6	80	21	
09:45	46	6	10	4	56	10	68
10:00	35	7	14	5	49	12	
10:15	30	7	15	6	45	13	
10:30	36	12	8	4	44	16	
10:45	32	5	11	2	43	7	48
11:00	24	5	11	4	35	9	
11:15	17	3	11	3	28	6	
11:30	22	1	14	1	36	2	
11:45	19	3	11	1	30	4	21
Total	1122	964	294	1049	1416	2013	
Percent	79.2%	47.9%	20.8%	52.1%			
Day Total		2086		1343		3429	
Peak	08:45	-	02:45	-	08:45	-	04:30
Vol.	233	-	137	-	232	-	341
P.H.F.	0.925	-	0.856	-	0.935	-	0.917

Fulkerson Street  
 south of Charles Street  
 City, State: Cambridge, MA  
 Client: VHB/ S. Mandzo-Predzic



46 Morton Street, Framingham, MA 01702  
 Office: 508-875-0100 Fax: 508-875-0118  
 Email: datarequests@pdillc.com

186556 B Volume  
 Site Code: TBA

Start Time	SB		NB		Combined		11/15/18 Thu
	A.M.	P.M.	A.M.	P.M.	A.M.	P.M.	
12:00	0	24	0	0	0	24	
12:15	0	21	0	0	0	21	
12:30	0	33	0	0	0	33	
12:45	0	16	94	0	0	16	94
01:00	0	25	0	0	0	25	
01:15	1	24	0	0	1	24	
01:30	1	18	0	0	1	18	
01:45	0	22	89	0	0	22	89
02:00	1	31	0	0	1	31	
02:15	0	39	0	0	0	39	
02:30	1	26	0	0	1	26	
02:45	1	24	120	0	0	24	120
03:00	1	31	0	0	1	31	
03:15	1	37	0	0	1	37	
03:30	3	23	0	0	3	23	
03:45	2	21	112	0	0	21	112
04:00	0	26	0	0	0	26	
04:15	2	37	0	0	2	37	
04:30	1	37	0	0	1	37	
04:45	10	23	123	0	0	23	123
05:00	9	23	0	0	9	23	
05:15	17	17	0	0	17	17	
05:30	25	16	0	0	25	16	
05:45	20	17	73	0	0	17	73
06:00	34	41	0	0	34	41	
06:15	33	28	0	0	33	28	
06:30	38	19	0	0	38	19	
06:45	39	17	105	0	0	17	105
07:00	39	22	0	0	39	22	
07:15	30	18	0	0	30	18	
07:30	52	20	0	0	52	20	
07:45	50	18	78	0	0	18	78
08:00	53	4	0	0	53	4	
08:15	63	9	0	0	63	9	
08:30	64	5	0	0	64	5	
08:45	56	0	18	0	0	0	18
09:00	39	1	0	0	39	1	
09:15	49	5	0	0	49	5	
09:30	38	3	0	0	38	3	
09:45	54	3	12	0	0	3	12
10:00	45	2	0	0	45	2	
10:15	40	7	0	0	40	7	
10:30	29	1	0	0	29	1	
10:45	38	2	12	0	0	2	12
11:00	30	2	0	0	30	2	
11:15	35	0	0	0	35	0	
11:30	30	0	0	0	30	0	
11:45	15	0	2	0	0	0	2
<b>Total</b>	<b>1089</b>	<b>838</b>	<b>0</b>	<b>0</b>	<b>1089</b>	<b>838</b>	
<b>Percent</b>	<b>100.0%</b>	<b>100.0%</b>	<b>0.0%</b>	<b>0.0%</b>			
<b>Day Total</b>		<b>1927</b>		<b>0</b>		<b>1927</b>	
<b>Peak</b>	<b>08:00</b>	<b>-</b>	<b>04:00</b>	<b>-</b>	<b>08:00</b>	<b>-</b>	<b>04:00</b>
<b>Vol.</b>	<b>236</b>	<b>-</b>	<b>123</b>	<b>-</b>	<b>236</b>	<b>-</b>	<b>123</b>
<b>P.H.F.</b>	<b>0.922</b>	<b>-</b>	<b>0.831</b>	<b>-</b>	<b>0.922</b>	<b>-</b>	<b>0.831</b>

Fulkerson Street  
 south of Charles Street  
 City, State: Cambridge, MA  
 Client: VHB/ S. Mandzo-Predzic



46 Morton Street, Framingham, MA 01702  
 Office: 508-875-0100 Fax: 508-875-0118  
 Email: datarequests@pdillc.com

186556 B Class  
 Site Code: TBA

SB

Start Time	Cycles	Cars & Trailers	2 Axle Long	Buses	2 Axle 6 Tire	3 Axle Single	4 Axle Single	<5 Axl Double	5 Axle Double	>6 Axl Double	<6 Axl Multi	6 Axle Multi	>6 Axl Multi	Total
11/13/18	*	*	*	*	*	*	*	*	*	*	*	*	*	*
01:00	*	*	*	*	*	*	*	*	*	*	*	*	*	*
02:00	*	*	*	*	*	*	*	*	*	*	*	*	*	*
03:00	*	*	*	*	*	*	*	*	*	*	*	*	*	*
04:00	*	*	*	*	*	*	*	*	*	*	*	*	*	*
05:00	*	*	*	*	*	*	*	*	*	*	*	*	*	*
06:00	*	*	*	*	*	*	*	*	*	*	*	*	*	*
07:00	*	*	*	*	*	*	*	*	*	*	*	*	*	*
08:00	*	*	*	*	*	*	*	*	*	*	*	*	*	*
09:00	*	*	*	*	*	*	*	*	*	*	*	*	*	*
10:00	0	69	45	3	16	0	0	0	0	0	0	0	0	133
11:00	0	41	39	1	8	0	0	0	0	0	0	0	0	89
12 PM	0	37	34	4	10	0	0	2	0	0	0	0	0	87
13:00	0	48	35	2	11	0	0	0	0	0	0	0	0	96
14:00	0	57	36	5	11	0	0	0	0	0	0	0	0	109
15:00	0	65	41	1	4	0	0	0	0	0	0	0	0	111
16:00	0	55	17	0	4	2	0	0	0	0	0	0	0	78
17:00	0	60	29	0	3	1	0	0	0	0	0	0	0	93
18:00	0	35	20	0	1	0	0	0	0	0	0	0	0	56
19:00	0	29	23	0	1	1	0	0	0	0	0	0	0	54
20:00	0	17	18	0	1	0	0	0	0	0	0	0	0	36
21:00	0	19	12	0	1	0	0	0	0	0	0	0	0	32
22:00	0	17	9	0	1	0	0	0	0	0	0	0	0	27
23:00	0	3	3	0	0	0	0	0	0	0	0	0	0	6
Total	0	552	361	16	72	4	0	2	0	0	0	0	0	1007
Percent	0.0%	54.8%	35.8%	1.6%	7.1%	0.4%	0.0%	0.2%	0.0%	0.0%	0.0%	0.0%	0.0%	
AM Peak		10:00	10:00	10:00	10:00									10:00
Vol.		69	45	3	16									133
PM Peak		15:00	15:00	14:00	13:00	16:00		12:00						15:00
Vol.		65	41	5	11	2		2						111

Fulkerson Street  
 south of Charles Street  
 City, State: Cambridge, MA  
 Client: VHB/ S. Mandzo-Predzic



46 Morton Street, Framingham, MA 01702  
 Office: 508-875-0100 Fax: 508-875-0118  
 Email: datarequests@pdillc.com

186556 B Class  
 Site Code: TBA

SB

Start Time	Cycles	Cars & Trailers	2 Axle Long	Buses	2 Axle 6 Tire	3 Axle Single	4 Axle Single	<5 Axl Double	5 Axle Double	>6 Axl Double	<6 Axl Multi	6 Axle Multi	>6 Axl Multi	Total
11/14/1														
8	0	1	3	0	1	0	0	0	0	0	0	0	0	5
01:00	0	2	2	0	0	0	0	0	0	0	0	0	0	4
02:00	0	1	1	0	1	0	0	0	0	0	0	0	0	3
03:00	0	2	3	0	0	0	0	0	0	0	0	0	0	5
04:00	0	5	11	1	3	0	0	0	0	0	0	0	0	20
05:00	0	21	37	6	17	0	0	0	0	0	0	0	0	81
06:00	0	83	35	8	29	0	0	1	0	0	0	0	0	156
07:00	0	136	53	4	16	0	0	0	0	0	0	0	0	209
08:00	0	110	76	2	15	0	0	0	0	0	0	0	0	203
09:00	0	125	81	1	13	1	0	0	0	0	0	0	0	221
10:00	0	63	49	2	18	1	0	0	0	0	0	0	0	133
11:00	1	32	35	2	12	0	0	0	0	0	0	0	0	82
12 PM	0	44	45	2	9	0	0	0	0	0	0	0	0	100
13:00	1	55	51	4	14	0	0	0	0	0	0	0	0	125
14:00	0	70	46	5	7	1	0	0	0	0	0	0	0	129
15:00	0	83	35	3	8	0	0	0	0	0	0	0	0	129
16:00	0	66	31	0	2	0	0	0	0	0	0	0	0	99
17:00	0	82	23	0	4	0	0	0	0	0	0	0	0	109
18:00	0	55	34	0	4	0	0	0	0	0	0	0	0	93
19:00	0	35	20	0	2	0	0	0	0	0	0	0	0	57
20:00	0	26	16	0	1	0	0	0	0	0	0	0	0	43
21:00	0	24	13	0	0	0	0	0	0	0	0	0	0	37
22:00	0	16	13	0	2	0	0	0	0	0	0	0	0	31
23:00	0	8	3	0	1	0	0	0	0	0	0	0	0	12
Total	2	1145	716	40	179	3	0	1	0	0	0	0	0	2086
Percent	0.1%	54.9%	34.3%	1.9%	8.6%	0.1%	0.0%	0.0%	0.0%	0.0%	0.0%	0.0%	0.0%	
AM Peak	11:00	07:00	09:00	06:00	06:00	09:00		06:00						09:00
Vol.	1	136	81	8	29	1		1						221
PM Peak	13:00	15:00	13:00	14:00	13:00	14:00								14:00
Vol.	1	83	51	5	14	1								129

Fulkerson Street  
 south of Charles Street  
 City, State: Cambridge, MA  
 Client: VHB/ S. Mandzo-Predzic



46 Morton Street, Framingham, MA 01702  
 Office: 508-875-0100 Fax: 508-875-0118  
 Email: datarequests@pdillc.com

186556 B Class  
 Site Code: TBA

SB

Start Time	Cycles	Cars & Trailers	2 Axle Long	Buses	2 Axle 6 Tire	3 Axle Single	4 Axle Single	<5 Axl Double	5 Axle Double	>6 Axl Double	<6 Axl Multi	6 Axle Multi	>6 Axl Multi	Total
11/15/1														
8	0	0	0	0	0	0	0	0	0	0	0	0	0	0
01:00	0	2	0	0	0	0	0	0	0	0	0	0	0	2
02:00	0	1	1	0	1	0	0	0	0	0	0	0	0	3
03:00	0	5	0	1	1	0	0	0	0	0	0	0	0	7
04:00	0	6	4	1	2	0	0	0	0	0	0	0	0	13
05:00	0	34	18	6	12	1	0	0	0	0	0	0	0	71
06:00	0	91	31	7	15	0	0	0	0	0	0	0	0	144
07:00	0	119	37	3	12	0	0	0	0	0	0	0	0	171
08:00	0	172	53	3	5	1	1	1	0	0	0	0	0	236
09:00	0	122	43	2	11	1	0	1	0	0	0	0	0	180
10:00	0	81	51	2	15	0	0	2	1	0	0	0	0	152
11:00	0	54	37	1	17	0	0	1	0	0	0	0	0	110
12 PM	0	48	28	1	15	1	0	1	0	0	0	0	0	94
13:00	0	43	34	1	11	0	0	0	0	0	0	0	0	89
14:00	2	72	37	4	5	0	0	0	0	0	0	0	0	120
15:00	0	70	36	1	5	0	0	0	0	0	0	0	0	112
16:00	1	79	34	0	9	0	0	0	0	0	0	0	0	123
17:00	0	28	41	1	3	0	0	0	0	0	0	0	0	73
18:00	0	41	61	0	3	0	0	0	0	0	0	0	0	105
19:00	1	44	32	0	1	0	0	0	0	0	0	0	0	78
20:00	1	9	7	0	1	0	0	0	0	0	0	0	0	18
21:00	0	5	5	1	1	0	0	0	0	0	0	0	0	12
22:00	0	8	3	0	1	0	0	0	0	0	0	0	0	12
23:00	0	2	0	0	0	0	0	0	0	0	0	0	0	2
Total	5	1136	593	35	146	4	1	6	1	0	0	0	0	1927
Percent	0.3%	59.0%	30.8%	1.8%	7.6%	0.2%	0.1%	0.3%	0.1%	0.0%	0.0%	0.0%	0.0%	
AM Peak		08:00	08:00	06:00	11:00	05:00	08:00	10:00	10:00					08:00
Vol.		172	53	7	17	1	1	2	1					236
PM Peak	14:00	16:00	18:00	14:00	12:00	12:00		12:00						16:00
Vol.	2	79	61	4	15	1		1						123



Fulkerson Street  
 south of Charles Street  
 City, State: Cambridge, MA  
 Client: VHB/ S. Mandzo-Predzic



46 Morton Street, Framingham, MA 01702  
 Office: 508-875-0100 Fax: 508-875-0118  
 Email: datarequests@pdillc.com

186556 B Class  
 Site Code: TBA

NB

Start Time	Cycles	Cars & Trailers	2 Axle Long	Buses	2 Axle 6 Tire	3 Axle Single	4 Axle Single	<5 Axl Double	5 Axle Double	>6 Axl Double	<6 Axl Multi	6 Axle Multi	>6 Axl Multi	Total
11/13/18	*	*	*	*	*	*	*	*	*	*	*	*	*	*
01:00	*	*	*	*	*	*	*	*	*	*	*	*	*	*
02:00	*	*	*	*	*	*	*	*	*	*	*	*	*	*
03:00	*	*	*	*	*	*	*	*	*	*	*	*	*	*
04:00	*	*	*	*	*	*	*	*	*	*	*	*	*	*
05:00	*	*	*	*	*	*	*	*	*	*	*	*	*	*
06:00	*	*	*	*	*	*	*	*	*	*	*	*	*	*
07:00	*	*	*	*	*	*	*	*	*	*	*	*	*	*
08:00	*	*	*	*	*	*	*	*	*	*	*	*	*	*
09:00	*	*	*	*	*	*	*	*	*	*	*	*	*	*
10:00	0	34	9	0	0	1	0	0	0	0	0	0	0	44
11:00	0	30	8	1	5	0	0	0	0	0	0	0	0	44
12 PM	0	52	22	0	3	0	0	0	0	0	0	0	0	77
13:00	0	61	16	0	0	0	0	0	0	0	0	0	0	77
14:00	0	70	21	0	5	0	0	0	0	0	0	0	0	96
15:00	0	114	12	0	0	0	0	0	0	0	0	0	0	126
16:00	0	177	12	1	0	0	0	0	0	0	0	0	0	190
17:00	0	210	8	0	0	1	0	0	0	0	0	0	0	219
18:00	0	104	6	0	1	0	0	0	0	0	0	0	0	111
19:00	0	50	3	0	0	0	0	0	0	0	0	0	0	53
20:00	0	21	1	0	0	0	0	0	0	0	0	0	0	22
21:00	0	27	1	0	0	0	0	0	0	0	0	0	0	28
22:00	0	14	1	0	0	0	0	0	0	0	0	0	0	15
23:00	0	11	0	0	1	0	0	0	0	0	0	0	0	12
Total	0	975	120	2	15	2	0	0	0	0	0	0	0	1114
Percent	0.0%	87.5%	10.8%	0.2%	1.3%	0.2%	0.0%	0.0%	0.0%	0.0%	0.0%	0.0%	0.0%	
AM Peak Vol.		10:00	10:00	11:00	11:00	10:00								10:00
		34	9	1	5	1								44
PM Peak Vol.		17:00	12:00	16:00	14:00	17:00								17:00
		210	22	1	5	1								219

Fulkerson Street  
 south of Charles Street  
 City, State: Cambridge, MA  
 Client: VHB/ S. Mandzo-Predzic



46 Morton Street, Framingham, MA 01702  
 Office: 508-875-0100 Fax: 508-875-0118  
 Email: datarequests@pdillc.com

186556 B Class  
 Site Code: TBA

NB

Start Time	Cycles	Cars & Trailers	2 Axle Long	Buses	2 Axle 6 Tire	3 Axle Single	4 Axle Single	<5 Axl Double	5 Axle Double	>6 Axl Double	<6 Axl Multi	6 Axle Multi	>6 Axl Multi	Total
11/14/1														
8	0	3	0	0	0	0	0	0	0	0	0	0	0	3
01:00	0	4	0	0	0	0	0	0	0	0	0	0	0	4
02:00	0	2	0	0	0	1	0	0	0	0	0	0	0	3
03:00	0	1	1	0	0	0	0	0	0	0	0	0	0	2
04:00	0	0	0	0	0	0	0	0	0	0	0	0	0	0
05:00	0	7	4	0	1	0	0	0	0	0	0	0	0	12
06:00	0	13	1	0	0	0	0	0	0	0	0	0	0	14
07:00	0	35	6	0	0	0	0	0	0	0	0	0	0	41
08:00	0	56	6	0	2	0	0	0	0	0	0	0	0	64
09:00	0	48	6	0	2	0	0	0	0	0	0	0	0	56
10:00	0	39	8	1	0	0	0	0	0	0	0	0	0	48
11:00	0	39	7	0	1	0	0	0	0	0	0	0	0	47
12 PM	0	59	14	0	2	0	0	0	0	0	0	0	0	75
13:00	0	59	6	0	1	0	0	0	0	0	0	0	0	66
14:00	1	89	21	0	4	0	0	0	0	0	0	0	0	115
15:00	1	108	15	0	0	0	0	0	0	0	0	0	0	124
16:00	0	171	11	0	0	0	0	0	0	0	0	0	0	182
17:00	0	224	7	0	0	1	0	0	0	0	0	0	0	232
18:00	0	134	3	0	0	0	0	0	0	0	0	0	0	137
19:00	0	41	0	0	0	0	0	0	0	0	0	0	0	41
20:00	0	20	0	0	0	0	0	0	0	0	0	0	0	20
21:00	0	30	1	0	0	0	0	0	0	0	0	0	0	31
22:00	0	17	0	0	0	0	0	0	0	0	0	0	0	17
23:00	0	9	0	0	0	0	0	0	0	0	0	0	0	9
Total	2	1208	117	1	13	2	0	0	0	0	0	0	0	1343
Percent	0.1%	89.9%	8.7%	0.1%	1.0%	0.1%	0.0%	0.0%	0.0%	0.0%	0.0%	0.0%	0.0%	
AM Peak		08:00	10:00	10:00	08:00	02:00								08:00
Vol.		56	8	1	2	1								64
PM Peak	14:00	17:00	14:00		14:00	17:00								17:00
Vol.	1	224	21		4	1								232

Fulkerson Street  
 south of Charles Street  
 City, State: Cambridge, MA  
 Client: VHB/ S. Mandzo-Predzic



PRECISION  
 D A T A  
 INDUSTRIES, LLC

46 Morton Street, Framingham, MA 01702  
 Office: 508-875-0100 Fax: 508-875-0118  
 Email: datarequests@pdillc.com

186556 B Class  
 Site Code: TBA

NB

Start Time	Cycles	Cars & Trailers	2 Axle Long	Buses	2 Axle 6 Tire	3 Axle Single	4 Axle Single	<5 Axl Double	5 Axle Double	>6 Axl Double	<6 Axl Multi	6 Axle Multi	>6 Axl Multi	Total
11/15/1														
8	0	0	0	0	0	0	0	0	0	0	0	0	0	0
01:00	0	0	0	0	0	0	0	0	0	0	0	0	0	0
02:00	0	0	0	0	0	0	0	0	0	0	0	0	0	0
03:00	0	0	0	0	0	0	0	0	0	0	0	0	0	0
04:00	0	0	0	0	0	0	0	0	0	0	0	0	0	0
05:00	0	0	0	0	0	0	0	0	0	0	0	0	0	0
06:00	0	0	0	0	0	0	0	0	0	0	0	0	0	0
07:00	0	0	0	0	0	0	0	0	0	0	0	0	0	0
08:00	0	0	0	0	0	0	0	0	0	0	0	0	0	0
09:00	0	0	0	0	0	0	0	0	0	0	0	0	0	0
10:00	0	0	0	0	0	0	0	0	0	0	0	0	0	0
11:00	0	0	0	0	0	0	0	0	0	0	0	0	0	0
12 PM	0	0	0	0	0	0	0	0	0	0	0	0	0	0
13:00	0	0	0	0	0	0	0	0	0	0	0	0	0	0
14:00	0	0	0	0	0	0	0	0	0	0	0	0	0	0
15:00	0	0	0	0	0	0	0	0	0	0	0	0	0	0
16:00	0	0	0	0	0	0	0	0	0	0	0	0	0	0
17:00	0	0	0	0	0	0	0	0	0	0	0	0	0	0
18:00	0	0	0	0	0	0	0	0	0	0	0	0	0	0
19:00	0	0	0	0	0	0	0	0	0	0	0	0	0	0
20:00	0	0	0	0	0	0	0	0	0	0	0	0	0	0
21:00	0	0	0	0	0	0	0	0	0	0	0	0	0	0
22:00	0	0	0	0	0	0	0	0	0	0	0	0	0	0
23:00	0	0	0	0	0	0	0	0	0	0	0	0	0	0
Total	0	0	0	0	0	0	0	0	0	0	0	0	0	0
Percent	0.0%	0.0%	0.0%	0.0%	0.0%	0.0%	0.0%	0.0%	0.0%	0.0%	0.0%	0.0%	0.0%	0.0%

AM  
 Peak  
 Vol.  
 PM  
 Peak  
 Vol.

Fulkerson Street  
 south of Charles Street  
 City, State: Cambridge, MA  
 Client: VHB/ S. Mandzo-Predzic



46 Morton Street, Framingham, MA 01702  
 Office: 508-875-0100 Fax: 508-875-0118  
 Email: datarequests@pdillc.com

186556 B Speed  
 Site Code: TBA

SB

Start Time	1 14	15 19	20 24	25 29	30 34	35 39	40 44	45 49	50 54	55 59	60 64	65 69	70 9999	Total	85th % ile	Ave Speed
11/13/18	*	*	*	*	*	*	*	*	*	*	*	*	*	*	*	*
01:00	*	*	*	*	*	*	*	*	*	*	*	*	*	*	*	*
02:00	*	*	*	*	*	*	*	*	*	*	*	*	*	*	*	*
03:00	*	*	*	*	*	*	*	*	*	*	*	*	*	*	*	*
04:00	*	*	*	*	*	*	*	*	*	*	*	*	*	*	*	*
05:00	*	*	*	*	*	*	*	*	*	*	*	*	*	*	*	*
06:00	*	*	*	*	*	*	*	*	*	*	*	*	*	*	*	*
07:00	*	*	*	*	*	*	*	*	*	*	*	*	*	*	*	*
08:00	*	*	*	*	*	*	*	*	*	*	*	*	*	*	*	*
09:00	*	*	*	*	*	*	*	*	*	*	*	*	*	*	*	*
10:00	8	<b>47</b>	<b>62</b>	<b>16</b>	0	0	0	0	0	0	0	0	0	<b>133</b>	23	20
11:00	<b>10</b>	27	37	14	<b>1</b>	0	0	0	0	0	0	0	0	89	24	20
12 PM	4	32	38	12	1	0	0	0	0	0	0	0	0	87	23	20
13:00	<b>16</b>	33	36	11	0	0	0	0	0	0	0	0	0	96	23	18
14:00	16	<b>40</b>	41	11	1	0	0	0	0	0	0	0	0	109	23	19
15:00	11	27	<b>56</b>	16	1	0	0	0	0	0	0	0	0	<b>111</b>	24	20
16:00	8	21	39	10	0	0	0	0	0	0	0	0	0	78	23	20
17:00	10	23	38	<b>18</b>	<b>4</b>	0	0	0	0	0	0	0	0	93	26	21
18:00	4	15	25	11	1	0	0	0	0	0	0	0	0	56	25	21
19:00	2	14	26	11	1	0	0	0	0	0	0	0	0	54	25	21
20:00	4	4	18	10	0	0	0	0	0	0	0	0	0	36	26	21
21:00	3	11	14	4	0	0	0	0	0	0	0	0	0	32	23	20
22:00	1	4	16	5	1	0	0	0	0	0	0	0	0	27	25	22
23:00	0	2	2	1	0	<b>1</b>	0	0	0	0	0	0	0	6	34	24
Total	97	300	448	150	11	1	0	0	0	0	0	0	0	1007		
%	9.6%	29.8%	44.5%	14.9%	1.1%	0.1%	0.0%	0.0%	0.0%	0.0%	0.0%	0.0%	0.0%			
AM Peak	11:00	10:00	10:00	10:00	11:00									10:00		
Vol.	10	47	62	16	1									133		
PM Peak	13:00	14:00	15:00	17:00	17:00	23:00								15:00		
Vol.	16	40	56	18	4	1								111		

Stats

15th Percentile : 14 MPH  
 50th Percentile : 20 MPH  
 85th Percentile : 24 MPH  
 95th Percentile : 27 MPH

Mean Speed(Average) : 20 MPH  
 10 MPH Pace Speed : 15-24 MPH  
 Number in Pace : 748  
 Percent in Pace : 74.3%  
 Number of Vehicles > 25 MPH : 132  
 Percent of Vehicles > 25 MPH : 13.1%

Fulkerson Street  
 south of Charles Street  
 City, State: Cambridge, MA  
 Client: VHB/ S. Mandzo-Predzic



46 Morton Street, Framingham, MA 01702  
 Office: 508-875-0100 Fax: 508-875-0118  
 Email: datarequests@pdillc.com

186556 B Speed  
 Site Code: TBA

SB

Start Time	1 14	15 19	20 24	25 29	30 34	35 39	40 44	45 49	50 54	55 59	60 64	65 69	70 9999	Total	85th % ile	Ave Speed
11/14/18	0	1	0	3	1	0	0	0	0	0	0	0	0	5	30	26
01:00	0	1	1	2	0	0	0	0	0	0	0	0	0	4	27	23
02:00	0	0	1	1	0	1	0	0	0	0	0	0	0	3	36	29
03:00	0	0	3	1	1	0	0	0	0	0	0	0	0	5	30	25
04:00	1	1	4	13	1	0	0	0	0	0	0	0	0	20	28	25
05:00	3	18	38	20	2	0	0	0	0	0	0	0	0	81	26	22
06:00	28	41	63	23	1	0	0	0	0	0	0	0	0	156	24	19
07:00	<b>46</b>	<b>55</b>	82	25	1	0	0	0	0	0	0	0	0	209	23	18
08:00	45	39	86	30	3	0	0	0	0	0	0	0	0	203	24	19
09:00	22	52	<b>108</b>	<b>35</b>	4	0	0	0	0	0	0	0	0	<b>221</b>	24	20
10:00	9	39	59	21	<b>5</b>	0	0	0	0	0	0	0	0	133	25	21
11:00	4	30	36	12	0	0	0	0	0	0	0	0	0	82	23	20
12 PM	9	30	40	20	1	0	0	0	0	0	0	0	0	100	25	20
13:00	12	<b>35</b>	54	24	0	0	0	0	0	0	0	0	0	125	25	20
14:00	9	31	60	<b>28</b>	1	0	0	0	0	0	0	0	0	<b>129</b>	25	21
15:00	12	34	<b>63</b>	18	2	0	0	0	0	0	0	0	0	129	24	20
16:00	13	16	58	11	1	0	0	0	0	0	0	0	0	99	23	20
17:00	<b>33</b>	15	48	11	2	0	0	0	0	0	0	0	0	109	23	18
18:00	15	18	38	17	<b>5</b>	0	0	0	0	0	0	0	0	93	26	20
19:00	8	7	26	12	3	<b>1</b>	0	0	0	0	0	0	0	57	27	21
20:00	10	6	15	12	0	0	0	0	0	0	0	0	0	43	26	19
21:00	12	2	14	9	0	0	0	0	0	0	0	0	0	37	25	18
22:00	7	2	14	8	0	0	0	0	0	0	0	0	0	31	26	20
23:00	5	2	3	2	0	0	0	0	0	0	0	0	0	12	24	16
Total	303	475	914	358	34	2	0	0	0	0	0	0	0	2086		
%	14.5%	22.8%	43.8%	17.2%	1.6%	0.1%	0.0%	0.0%	0.0%	0.0%	0.0%	0.0%	0.0%			
AM Peak	07:00	07:00	09:00	09:00	10:00	02:00									09:00	
Vol.	46	55	108	35	5	1									221	
PM Peak	17:00	13:00	15:00	14:00	18:00	19:00									14:00	
Vol.	33	35	63	28	5	1									129	

Stats

15th Percentile : 14 MPH  
 50th Percentile : 20 MPH  
 85th Percentile : 25 MPH  
 95th Percentile : 28 MPH

Mean Speed(Average) : 20 MPH  
 10 MPH Pace Speed : 15-24 MPH  
 Number in Pace : 1389  
 Percent in Pace : 66.6%  
 Number of Vehicles > 25 MPH : 322  
 Percent of Vehicles > 25 MPH : 15.5%

Fulkerson Street  
 south of Charles Street  
 City, State: Cambridge, MA  
 Client: VHB/ S. Mandzo-Predzic



46 Morton Street, Framingham, MA 01702  
 Office: 508-875-0100 Fax: 508-875-0118  
 Email: datarequests@pdillc.com

186556 B Speed  
 Site Code: TBA

SB

Start Time	1 14	15 19	20 24	25 29	30 34	35 39	40 44	45 49	50 54	55 59	60 64	65 69	70 9999	Total	85th % ile	Ave Speed
11/15/18	0	0	0	0	0	0	0	0	0	0	0	0	0	0	*	*
01:00	2	0	0	0	0	0	0	0	0	0	0	0	0	2	11	8
02:00	0	0	0	3	0	0	0	0	0	0	0	0	0	3	28	27
03:00	5	0	2	0	0	0	0	0	0	0	0	0	0	7	21	12
04:00	1	1	4	6	1	0	0	0	0	0	0	0	0	13	28	24
05:00	19	4	28	14	<b>5</b>	<b>1</b>	0	0	0	0	0	0	0	71	27	20
06:00	53	14	60	15	2	0	0	0	0	0	0	0	0	144	23	17
07:00	72	29	61	8	1	0	0	0	0	0	0	0	0	171	22	15
08:00	<b>82</b>	<b>43</b>	<b>85</b>	<b>25</b>	0	1	0	0	0	0	0	0	0	<b>236</b>	23	17
09:00	56	40	67	16	1	0	0	0	0	0	0	0	0	180	23	17
10:00	17	39	68	25	2	1	0	0	0	0	0	0	0	152	25	20
11:00	10	28	47	21	4	0	0	0	0	0	0	0	0	110	26	21
12 PM	12	22	44	12	3	<b>1</b>	0	0	0	0	0	0	0	94	24	20
13:00	6	28	43	12	0	0	0	0	0	0	0	0	0	89	23	20
14:00	20	<b>31</b>	51	14	3	1	0	0	0	0	0	0	0	120	23	19
15:00	<b>32</b>	25	39	13	3	0	0	0	0	0	0	0	0	112	23	18
16:00	27	26	<b>55</b>	15	0	0	0	0	0	0	0	0	0	<b>123</b>	23	18
17:00	11	7	39	14	2	0	0	0	0	0	0	0	0	73	25	21
18:00	6	10	48	<b>35</b>	<b>5</b>	1	0	0	0	0	0	0	0	105	27	23
19:00	7	7	43	20	1	0	0	0	0	0	0	0	0	78	26	22
20:00	3	7	7	0	1	0	0	0	0	0	0	0	0	18	22	18
21:00	4	5	1	2	0	0	0	0	0	0	0	0	0	12	24	16
22:00	6	2	1	3	0	0	0	0	0	0	0	0	0	12	26	15
23:00	2	0	0	0	0	0	0	0	0	0	0	0	0	2	11	8
Total	453	368	793	273	34	6	0	0	0	0	0	0	0	1927		
%	23.5%	19.1%	41.2%	14.2%	1.8%	0.3%	0.0%	0.0%	0.0%	0.0%	0.0%	0.0%	0.0%			
AM Peak	08:00	08:00	08:00	08:00	05:00	05:00								08:00		
Vol.	82	43	85	25	5	1								236		
PM Peak	15:00	14:00	16:00	18:00	18:00	12:00								16:00		
Vol.	32	31	55	35	5	1								123		

Stats

15th Percentile : 8 MPH  
 50th Percentile : 19 MPH  
 85th Percentile : 24 MPH  
 95th Percentile : 27 MPH

Mean Speed(Average) : 19 MPH  
 10 MPH Pace Speed : 15-24 MPH  
 Number in Pace : 1161  
 Percent in Pace : 60.2%  
 Number of Vehicles > 25 MPH : 258  
 Percent of Vehicles > 25 MPH : 13.4%

Fulkerson Street  
 south of Charles Street  
 City, State: Cambridge, MA  
 Client: VHB/ S. Mandzo-Predzic



46 Morton Street, Framingham, MA 01702  
 Office: 508-875-0100 Fax: 508-875-0118  
 Email: datarequests@pdillc.com

186556 B Speed  
 Site Code: TBA

NB

Start Time	14	15 19	20 24	25 29	30 34	35 39	40 44	45 49	50 54	55 59	60 64	65 69	70 9999	Total	85th % ile	Ave Speed
11/13/18	*	*	*	*	*	*	*	*	*	*	*	*	*	*	*	*
01:00	*	*	*	*	*	*	*	*	*	*	*	*	*	*	*	*
02:00	*	*	*	*	*	*	*	*	*	*	*	*	*	*	*	*
03:00	*	*	*	*	*	*	*	*	*	*	*	*	*	*	*	*
04:00	*	*	*	*	*	*	*	*	*	*	*	*	*	*	*	*
05:00	*	*	*	*	*	*	*	*	*	*	*	*	*	*	*	*
06:00	*	*	*	*	*	*	*	*	*	*	*	*	*	*	*	*
07:00	*	*	*	*	*	*	*	*	*	*	*	*	*	*	*	*
08:00	*	*	*	*	*	*	*	*	*	*	*	*	*	*	*	*
09:00	*	*	*	*	*	*	*	*	*	*	*	*	*	*	*	*
10:00	9	<b>28</b>	<b>7</b>	0	0	0	0	0	0	0	0	0	0	<b>44</b>	19	16
11:00	<b>12</b>	28	4	0	0	0	0	0	0	0	0	0	0	44	18	15
12 PM	21	44	12	0	0	0	0	0	0	0	0	0	0	77	19	15
13:00	22	46	9	0	0	0	0	0	0	0	0	0	0	77	18	15
14:00	28	52	15	<b>1</b>	0	0	0	0	0	0	0	0	0	96	19	15
15:00	44	59	23	0	0	0	0	0	0	0	0	0	0	126	19	15
16:00	61	<b>100</b>	29	0	0	0	0	0	0	0	0	0	0	190	19	15
17:00	<b>84</b>	99	<b>36</b>	0	0	0	0	0	0	0	0	0	0	<b>219</b>	19	14
18:00	23	56	32	0	0	0	0	0	0	0	0	0	0	111	21	16
19:00	13	27	13	0	0	0	0	0	0	0	0	0	0	53	20	16
20:00	0	14	8	0	0	0	0	0	0	0	0	0	0	22	21	19
21:00	3	18	7	0	0	0	0	0	0	0	0	0	0	28	20	17
22:00	1	9	5	0	0	0	0	0	0	0	0	0	0	15	21	18
23:00	1	7	4	0	0	0	0	0	0	0	0	0	0	12	21	18
Total	322	587	204	1	0	0	0	0	0	0	0	0	0	1114		
%	28.9%	52.7%	18.3%	0.1%	0.0%	0.0%	0.0%	0.0%	0.0%	0.0%	0.0%	0.0%	0.0%			
AM Peak	11:00	10:00	10:00											10:00		
Vol.	12	28	7											44		
PM Peak	17:00	16:00	17:00	14:00										17:00		
Vol.	84	100	36	1										219		

Stats

15th Percentile : 7 MPH  
 50th Percentile : 16 MPH  
 85th Percentile : 19 MPH  
 95th Percentile : 22 MPH

Mean Speed(Average) : 15 MPH  
 10 MPH Pace Speed : 15-24 MPH  
 Number in Pace : 791  
 Percent in Pace : 71.0%  
 Number of Vehicles > 25 MPH : 1  
 Percent of Vehicles > 25 MPH : 0.1%

Fulkerson Street  
south of Charles Street  
City, State: Cambridge, MA  
Client: VHB/ S. Mandzo-Predzic



46 Morton Street, Framingham, MA 01702  
Office: 508-875-0100 Fax: 508-875-0118  
Email: datarequests@pdilic.com

186556 B Speed  
Site Code: TBA

NB

Start Time	1 14	15 19	20 24	25 29	30 34	35 39	40 44	45 49	50 54	55 59	60 64	65 69	70 9999	Total	85th % ile	Ave Speed
11/14/																
18	0	1	2	0	0	0	0	0	0	0	0	0	0	3	22	20
01:00	0	3	1	0	0	0	0	0	0	0	0	0	0	4	21	18
02:00	1	1	1	0	0	0	0	0	0	0	0	0	0	3	21	15
03:00	0	1	1	0	0	0	0	0	0	0	0	0	0	2	22	20
04:00	0	0	0	0	0	0	0	0	0	0	0	0	0	0	*	*
05:00	4	5	3	0	0	0	0	0	0	0	0	0	0	12	21	15
06:00	6	8	0	0	0	0	0	0	0	0	0	0	0	14	17	13
07:00	11	20	10	0	0	0	0	0	0	0	0	0	0	41	20	16
08:00	<b>27</b>	28	9	0	0	0	0	0	0	0	0	0	0	<b>64</b>	18	14
09:00	21	<b>29</b>	6	0	0	0	0	0	0	0	0	0	0	56	18	14
10:00	14	26	8	0	0	0	0	0	0	0	0	0	0	48	19	15
11:00	8	26	<b>13</b>	0	0	0	0	0	0	0	0	0	0	47	21	17
12 PM	22	41	12	0	0	0	0	0	0	0	0	0	0	75	19	15
13:00	13	40	12	1	0	0	0	0	0	0	0	0	0	66	20	16
14:00	24	54	36	1	0	0	0	0	0	0	0	0	0	115	21	17
15:00	31	65	28	0	0	0	0	0	0	0	0	0	0	124	20	16
16:00	48	89	<b>43</b>	<b>2</b>	0	0	0	0	0	0	0	0	0	182	21	16
17:00	<b>76</b>	<b>119</b>	36	1	0	0	0	0	0	0	0	0	0	<b>232</b>	19	15
18:00	35	72	30	0	0	0	0	0	0	0	0	0	0	137	20	16
19:00	15	14	11	1	0	0	0	0	0	0	0	0	0	41	21	15
20:00	11	7	2	0	0	0	0	0	0	0	0	0	0	20	18	12
21:00	7	14	9	1	0	0	0	0	0	0	0	0	0	31	21	17
22:00	4	6	7	0	0	0	0	0	0	0	0	0	0	17	22	17
23:00	4	1	4	0	0	0	0	0	0	0	0	0	0	9	22	15
Total	382	670	284	7	0	0	0	0	0	0	0	0	0	1343		
%	28.4%	49.9%	21.1%	0.5%	0.0%	0.0%	0.0%	0.0%	0.0%	0.0%	0.0%	0.0%	0.0%			
AM Peak	08:00	09:00	11:00											08:00		
Vol.	27	29	13											64		
PM Peak	17:00	17:00	16:00	16:00										17:00		
Vol.	76	119	43	2										232		

Stats

15th Percentile : 7 MPH  
50th Percentile : 16 MPH  
85th Percentile : 20 MPH  
95th Percentile : 22 MPH

Mean Speed(Average) : 15 MPH  
10 MPH Pace Speed : 15-24 MPH  
Number in Pace : 954  
Percent in Pace : 71.0%  
Number of Vehicles > 25 MPH : 6  
Percent of Vehicles > 25 MPH : 0.4%



Fulkerson Street  
 south of Charles Street  
 City, State: Cambridge, MA  
 Client: VHB/ S. Mandzo-Predzic



46 Morton Street, Framingham, MA 01702  
 Office: 508-875-0100 Fax: 508-875-0118  
 Email: datarequests@pdillc.com

186556 B Speed  
 Site Code: TBA

NB	1	15	20	25	30	35	40	45	50	55	60	65	70	Total	85th	Ave
Start	14	19	24	29	34	39	44	49	54	59	64	69	9999		% ile	Speed
11/15/																
18	0	0	0	0	0	0	0	0	0	0	0	0	0	0	*	*
01:00	0	0	0	0	0	0	0	0	0	0	0	0	0	0	*	*
02:00	0	0	0	0	0	0	0	0	0	0	0	0	0	0	*	*
03:00	0	0	0	0	0	0	0	0	0	0	0	0	0	0	*	*
04:00	0	0	0	0	0	0	0	0	0	0	0	0	0	0	*	*
05:00	0	0	0	0	0	0	0	0	0	0	0	0	0	0	*	*
06:00	0	0	0	0	0	0	0	0	0	0	0	0	0	0	*	*
07:00	0	0	0	0	0	0	0	0	0	0	0	0	0	0	*	*
08:00	0	0	0	0	0	0	0	0	0	0	0	0	0	0	*	*
09:00	0	0	0	0	0	0	0	0	0	0	0	0	0	0	*	*
10:00	0	0	0	0	0	0	0	0	0	0	0	0	0	0	*	*
11:00	0	0	0	0	0	0	0	0	0	0	0	0	0	0	*	*
12 PM	0	0	0	0	0	0	0	0	0	0	0	0	0	0	*	*
13:00	0	0	0	0	0	0	0	0	0	0	0	0	0	0	*	*
14:00	0	0	0	0	0	0	0	0	0	0	0	0	0	0	*	*
15:00	0	0	0	0	0	0	0	0	0	0	0	0	0	0	*	*
16:00	0	0	0	0	0	0	0	0	0	0	0	0	0	0	*	*
17:00	0	0	0	0	0	0	0	0	0	0	0	0	0	0	*	*
18:00	0	0	0	0	0	0	0	0	0	0	0	0	0	0	*	*
19:00	0	0	0	0	0	0	0	0	0	0	0	0	0	0	*	*
20:00	0	0	0	0	0	0	0	0	0	0	0	0	0	0	*	*
21:00	0	0	0	0	0	0	0	0	0	0	0	0	0	0	*	*
22:00	0	0	0	0	0	0	0	0	0	0	0	0	0	0	*	*
23:00	0	0	0	0	0	0	0	0	0	0	0	0	0	0	*	*
Total	0	0	0	0	0	0	0	0	0	0	0	0	0	0		
%	0.0%	0.0%	0.0%	0.0%	0.0%	0.0%	0.0%	0.0%	0.0%	0.0%	0.0%	0.0%	0.0%	0.0%		

AM  
 Peak  
 Vol.  
 PM  
 Peak  
 Vol.

Stats                    15th Percentile :        -1 MPH  
                              50th Percentile :       -1 MPH  
                              85th Percentile :       -1 MPH  
                              95th Percentile :       -1 MPH  
  
                              Mean Speed(Average) :   -1 MPH  
                              10 MPH Pace Speed :    -1-8 MPH  
                              Number in Pace :        -1  
                              Percent in Pace :        -100.0%  
 Number of Vehicles > 25 MPH :        0  
 Percent of Vehicles > 25 MPH :        0.0%

Binney Street  
west of Fulkerson Street  
City, State: Cambridge, MA  
Client: VHB/ S. Mandzo-Predzic



46 Morton Street, Framingham, MA 01702  
Office: 508-875-0100 Fax: 508-875-0118  
Email: datarequests@pdillc.com

186556 C Volume  
Site Code: TBA

Start Time	EB		WB		Combined		11/14/18 Wed					
	A.M.	P.M.	A.M.	P.M.	A.M.	P.M.						
12:00	3	41	0	5	3	46						
12:15	3	31	0	9	3	40						
12:30	5	34	1	11	6	45						
12:45	0	11 18	124	1	2 13	38	13 31 162					
01:00	2	33	0	16	2	49						
01:15	4	31	0	11	4	42						
01:30	3	75	0	8	3	83						
01:45	1	10 57	196	0	0 6	41	1 10 63 237					
02:00	4	73	1	5	5	78						
02:15	0	66	0	5	0	71						
02:30	0	81	0	4	0	85						
02:45	1	5 58	278	0	1 3	17	1 6 61 295					
03:00	1	63	0	4	1	67						
03:15	1	74	0	6	1	80						
03:30	0	60	0	4	0	64						
03:45	3	5 78	275	0	0 4	18	3 5 82 293					
04:00	0	93	1	5	1	98						
04:15	1	86	0	4	1	90						
04:30	3	105	5	7	8	112						
04:45	2	6 91	375	8	14 11	27	10 20 102 402					
05:00	8	127	13	7	21	134						
05:15	9	132	28	9	37	141						
05:30	5	104	32	6	37	110						
05:45	15	37 128	491	22	95 9	31	37 132 137 522					
06:00	13	129	20	9	33	138						
06:15	16	88	16	2	32	90						
06:30	20	82	26	7	46	89						
06:45	28	77 64	363	22	84 9	27	50 161 73 390					
07:00	20	43	20	5	40	48						
07:15	40	40	27	4	67	44						
07:30	43	27	17	2	60	29						
07:45	60	163 40	150	30	94 2	13	90 257 42 163					
08:00	56	27	23	4	79	31						
08:15	55	37	43	3	98	40						
08:30	46	28	48	2	94	30						
08:45	50	207 27	119	38	152 0	9	88 359 27 128					
09:00	58	35	33	2	91	37						
09:15	58	39	53	3	111	42						
09:30	57	20	30	3	87	23						
09:45	50	223 14	108	26	142 1	9	76 365 15 117					
10:00	48	23	19	1	67	24						
10:15	39	13	14	2	53	15						
10:30	42	13	22	0	64	13						
10:45	30	159 13	62	8	63 3	6	38 222 16 68					
11:00	32	15	11	0	43	15						
11:15	44	15	5	1	49	16						
11:30	36	8	13	3	49	11						
11:45	25	137 6	44	9	38 0	4	34 175 6 48					
Total	1040	2585	685	240	1725	2825						
Percent	60.3%	91.5%	39.7%	8.5%								
Day Total		3625		925		4550						
Peak	08:45	-	05:15	-	08:30	-	08:30	-	05:15	-	-	-
Vol.	223	-	493	-	172	-	51	-	384	-	526	-
P.H.F.	0.961	-	0.934	-	0.811	-	0.797	-	0.865	-	0.933	-

Binney Street  
west of Fulkerson Street  
City, State: Cambridge, MA  
Client: VHB/ S. Mandzo-Predzic



PRECISION  
D A T A  
INDUSTRIES, LLC

46 Morton Street, Framingham, MA 01702  
Office: 508-875-0100 Fax: 508-875-0118  
Email: datarequests@pdillc.com

186556 C Volume  
Site Code: TBA

Start Time	EB		WB		Combined		11/15/18 Thu					
	A.M.	P.M.	A.M.	P.M.	A.M.	P.M.						
12:00	6	31	0	10	6	41						
12:15	5	31	0	5	5	36						
12:30	3	45	0	8	3	53						
12:45	3	43	150	1	1	10	33	4	18	53	183	
01:00	1	53		0		7		1		60		
01:15	2	63		0		8		2		71		
01:30	1	56		0		8		1		64		
01:45	3	60	232	0	0	8	31	3	7	68	263	
02:00	2	84		0		6		2		90		
02:15	1	78		0		7		1		85		
02:30	1	104		0		5		1		109		
02:45	2	73	339	1	1	5	23	3	7	78	362	
03:00	1	83		0		6		1		89		
03:15	1	92		0		8		1		100		
03:30	3	79		1		6		4		85		
03:45	0	89	343	0	1	9	29	0	6	98	372	
04:00	1	127		0		12		1		139		
04:15	1	100		1		9		2		109		
04:30	1	106		2		8		3		114		
04:45	5	95	428	9	12	5	34	14	20	100	462	
05:00	5	124		15		15		20		139		
05:15	5	148		28		10		33		158		
05:30	6	133		23		12		29		145		
05:45	14	141	546	20	86	8	45	34	116	149	591	
06:00	11	107		12		7		23		114		
06:15	16	95		27		6		43		101		
06:30	30	84		24		9		54		93		
06:45	29	86	343	22	85	5	27	51	171	62	370	
07:00	29	61		14		2		43		63		
07:15	26	41		25		2		51		43		
07:30	42	42		19		5		61		47		
07:45	52	149	37	181	21	79	1	10	73	228	38	191
08:00	69	32		32		1		101		33		
08:15	57	38		51		0		108		38		
08:30	68	22		42		1		110		23		
08:45	71	265	27	119	47	172	3	5	118	437	30	124
09:00	70	33		45		5		115		38		
09:15	40	26		28		4		68		30		
09:30	49	35		16		6		65		41		
09:45	42	201	7	101	27	116	1	16	69	317	8	117
10:00	26	19		23		2		49		21		
10:15	48	14		11		1		59		15		
10:30	42	13		19		0		61		13		
10:45	34	150	14	60	14	67	1	4	48	217	15	64
11:00	32	18		10		1		42		19		
11:15	46	6		16		0		62		6		
11:30	45	10		8		0		53		10		
11:45	32	155	9	43	11	45	0	1	43	200	9	44
Total	1079		2885		665		258		1744		3143	
Percent	61.9%		91.8%		38.1%		8.2%					
Day Total		3964			923				4887			
Peak	08:15	-	05:00	-	08:15	-	05:00	-	08:15	-	05:00	-
Vol.	266	-	546	-	185	-	45	-	451	-	591	-
P.H.F.	0.937		0.922		0.907		0.750		0.956		0.935	

Binney Street  
west of Fulkerson Street  
City, State: Cambridge, MA  
Client: VHB/ S. Mandzo-Predzic



46 Morton Street, Framingham, MA 01702  
Office: 508-875-0100 Fax: 508-875-0118  
Email: datarequests@pdillc.com

186556 C Class  
Site Code: TBA

EB

Start Time	Bicycle	Motorcy	Cars	Light G Vehicle	Buses	Single Trucks	Articula Trucks							Total
11/14/1														
8	0	0	10	1	0	0	0	0	0	0	0	0	0	11
01:00	1	0	9	0	0	0	0	0	0	0	0	0	0	10
02:00	0	0	4	1	0	0	0	0	0	0	0	0	0	5
03:00	0	0	3	2	0	0	0	0	0	0	0	0	0	5
04:00	0	0	3	2	0	1	0	0	0	0	0	0	0	6
05:00	0	0	25	9	0	3	0	0	0	0	0	0	0	37
06:00	2	0	45	19	3	8	0	0	0	0	0	0	0	77
07:00	12	0	119	18	2	12	0	0	0	0	0	0	0	163
08:00	18	1	165	13	1	9	0	0	0	0	0	0	0	207
09:00	6	0	186	17	1	13	0	0	0	0	0	0	0	223
10:00	4	0	128	15	0	11	1	0	0	0	0	0	0	159
11:00	9	0	93	20	1	12	2	0	0	0	0	0	0	137
12 PM	2	0	94	25	0	3	0	0	0	0	0	0	0	124
13:00	1	0	148	39	0	8	0	0	0	0	0	0	0	196
14:00	1	0	218	50	1	8	0	0	0	0	0	0	0	278
15:00	2	0	237	30	0	6	0	0	0	0	0	0	0	275
16:00	10	0	336	26	0	3	0	0	0	0	0	0	0	375
17:00	6	0	476	6	0	3	0	0	0	0	0	0	0	491
18:00	6	2	344	11	0	0	0	0	0	0	0	0	0	363
19:00	2	0	134	11	0	3	0	0	0	0	0	0	0	150
20:00	3	0	113	2	0	1	0	0	0	0	0	0	0	119
21:00	0	0	100	7	0	1	0	0	0	0	0	0	0	108
22:00	1	0	61	0	0	0	0	0	0	0	0	0	0	62
23:00	0	0	42	2	0	0	0	0	0	0	0	0	0	44
Total	86	3	3093	326	9	105	3	0	0	0	0	0	0	3625
Percent	2.4%	0.1%	85.3%	9.0%	0.2%	2.9%	0.1%	0.0%	0.0%	0.0%	0.0%	0.0%	0.0%	
AM Peak	08:00	08:00	09:00	11:00	06:00	09:00	11:00							09:00
Vol.	18	1	186	20	3	13	2							223
PM Peak	16:00	18:00	17:00	14:00	14:00	13:00								17:00
Vol.	10	2	476	50	1	8								491

Binney Street  
west of Fulkerson Street  
City, State: Cambridge, MA  
Client: VHB/ S. Mandzo-Predzic



46 Morton Street, Framingham, MA 01702  
Office: 508-875-0100 Fax: 508-875-0118  
Email: datarequests@pdillc.com

186556 C Class  
Site Code: TBA

EB

Start Time	Bicycle	Motorcy	Cars	Light G Vehicle	Buses	Single Trucks	Articula Trucks							Total
11/15/1														
8	0	0	15	1	0	1	0	0	0	0	0	0	0	17
01:00	0	0	7	0	0	0	0	0	0	0	0	0	0	7
02:00	0	0	5	1	0	0	0	0	0	0	0	0	0	6
03:00	0	0	3	2	0	0	0	0	0	0	0	0	0	5
04:00	0	0	4	2	0	2	0	0	0	0	0	0	0	8
05:00	0	0	22	6	0	1	1	0	0	0	0	0	0	30
06:00	1	0	63	19	0	3	0	0	0	0	0	0	0	86
07:00	9	0	115	20	0	5	0	0	0	0	0	0	0	149
08:00	13	1	211	22	0	18	0	0	0	0	0	0	0	265
09:00	11	1	160	16	1	12	0	0	0	0	0	0	0	201
10:00	8	0	109	24	0	9	0	0	0	0	0	0	0	150
11:00	5	0	106	31	0	12	1	0	0	0	0	0	0	155
12 PM	2	0	108	29	0	11	0	0	0	0	0	0	0	150
13:00	3	1	170	46	1	11	0	0	0	0	0	0	0	232
14:00	1	0	263	70	0	5	0	0	0	0	0	0	0	339
15:00	4	0	298	34	2	5	0	0	0	0	0	0	0	343
16:00	9	0	397	19	0	3	0	0	0	0	0	0	0	428
17:00	5	1	518	17	1	4	0	0	0	0	0	0	0	546
18:00	4	2	324	9	0	4	0	0	0	0	0	0	0	343
19:00	1	0	170	9	0	1	0	0	0	0	0	0	0	181
20:00	1	0	116	1	0	1	0	0	0	0	0	0	0	119
21:00	2	0	94	3	0	2	0	0	0	0	0	0	0	101
22:00	0	0	55	3	0	2	0	0	0	0	0	0	0	60
23:00	1	0	39	1	0	2	0	0	0	0	0	0	0	43
Total	80	6	3372	385	5	114	2	0	0	0	0	0	0	3964
Percent	2.0%	0.2%	85.1%	9.7%	0.1%	2.9%	0.1%	0.0%	0.0%	0.0%	0.0%	0.0%	0.0%	
AM Peak	08:00	08:00	08:00	11:00	09:00	08:00	05:00							08:00
Vol.	13	1	211	31	1	18	1							265
PM Peak	16:00	18:00	17:00	14:00	15:00	12:00								17:00
Vol.	9	2	518	70	2	11								546

Binney Street  
west of Fulkerson Street  
City, State: Cambridge, MA  
Client: VHB/ S. Mandzo-Predzic



46 Morton Street, Framingham, MA 01702  
Office: 508-875-0100 Fax: 508-875-0118  
Email: datarequests@pdilic.com

186556 C Class  
Site Code: TBA

WB

Start Time	Bicycle	Motorcy	Cars	Light G Vehicle	Buses	Single Trucks	Articula Trucks							Total
11/14/1														
8	2	0	0	0	0	0	0	0	0	0	0	0	0	2
01:00	0	0	0	0	0	0	0	0	0	0	0	0	0	0
02:00	0	0	1	0	0	0	0	0	0	0	0	0	0	1
03:00	0	0	0	0	0	0	0	0	0	0	0	0	0	0
04:00	0	0	6	8	0	0	0	0	0	0	0	0	0	14
05:00	0	0	60	33	0	2	0	0	0	0	0	0	0	95
06:00	1	0	61	20	0	2	0	0	0	0	0	0	0	84
07:00	3	0	75	11	0	5	0	0	0	0	0	0	0	94
08:00	10	0	130	8	0	4	0	0	0	0	0	0	0	152
09:00	9	0	123	6	0	4	0	0	0	0	0	0	0	142
10:00	3	0	48	9	0	1	2	0	0	0	0	0	0	63
11:00	2	0	25	4	1	5	1	0	0	0	0	0	0	38
12 PM	1	0	29	5	0	3	0	0	0	0	0	0	0	38
13:00	2	0	28	7	0	3	1	0	0	0	0	0	0	41
14:00	2	0	11	2	0	2	0	0	0	0	0	0	0	17
15:00	0	0	13	3	0	2	0	0	0	0	0	0	0	18
16:00	5	0	19	0	0	1	2	0	0	0	0	0	0	27
17:00	7	0	24	0	0	0	0	0	0	0	0	0	0	31
18:00	1	0	25	0	0	1	0	0	0	0	0	0	0	27
19:00	1	0	10	1	0	1	0	0	0	0	0	0	0	13
20:00	2	0	6	0	0	1	0	0	0	0	0	0	0	9
21:00	0	0	8	0	0	1	0	0	0	0	0	0	0	9
22:00	0	0	5	1	0	0	0	0	0	0	0	0	0	6
23:00	0	0	4	0	0	0	0	0	0	0	0	0	0	4
Total	51	0	711	118	1	38	6	0	0	0	0	0	0	925
Percent	5.5%	0.0%	76.9%	12.8%	0.1%	4.1%	0.6%	0.0%	0.0%	0.0%	0.0%	0.0%	0.0%	
AM Peak	08:00		08:00	05:00	11:00	07:00	10:00							08:00
Vol.	10		130	33	1	5	2							152
PM Peak	17:00		12:00	13:00		12:00	16:00							13:00
Vol.	7		29	7		3	2							41

Binney Street  
west of Fulkerson Street  
City, State: Cambridge, MA  
Client: VHB/ S. Mandzo-Predzic



46 Morton Street, Framingham, MA 01702  
Office: 508-875-0100 Fax: 508-875-0118  
Email: datarequests@pdillc.com

186556 C Class  
Site Code: TBA

WB

Start Time	Bicycle	Motorcy	Cars	Light G Vehicle	Buses	Single Trucks	Articula Trucks							Total
11/15/1														
8	1	0	0	0	0	0	0	0	0	0	0	0	0	1
01:00	0	0	0	0	0	0	0	0	0	0	0	0	0	0
02:00	0	0	0	1	0	0	0	0	0	0	0	0	0	1
03:00	0	0	0	1	0	0	0	0	0	0	0	0	0	1
04:00	0	0	5	6	0	1	0	0	0	0	0	0	0	12
05:00	0	0	54	31	0	1	0	0	0	0	0	0	0	86
06:00	1	0	59	23	0	2	0	0	0	0	0	0	0	85
07:00	3	1	65	9	0	1	0	0	0	0	0	0	0	79
08:00	10	0	146	9	0	7	0	0	0	0	0	0	0	172
09:00	6	0	101	6	0	3	0	0	0	0	0	0	0	116
10:00	1	0	58	3	0	5	0	0	0	0	0	0	0	67
11:00	0	0	34	7	0	3	1	0	0	0	0	0	0	45
12 PM	2	0	24	3	0	4	0	0	0	0	0	0	0	33
13:00	3	0	19	8	0	1	0	0	0	0	0	0	0	31
14:00	0	0	20	3	0	0	0	0	0	0	0	0	0	23
15:00	1	0	25	1	0	2	0	0	0	0	0	0	0	29
16:00	4	0	29	1	0	0	0	0	0	0	0	0	0	34
17:00	7	1	34	2	0	1	0	0	0	0	0	0	0	45
18:00	2	0	25	0	0	0	0	0	0	0	0	0	0	27
19:00	1	0	8	0	0	1	0	0	0	0	0	0	0	10
20:00	1	0	4	0	0	0	0	0	0	0	0	0	0	5
21:00	0	0	13	2	0	1	0	0	0	0	0	0	0	16
22:00	0	0	3	0	0	1	0	0	0	0	0	0	0	4
23:00	0	0	1	0	0	0	0	0	0	0	0	0	0	1
Total	43	2	727	116	0	34	1	0	0	0	0	0	0	923
Percent	4.7%	0.2%	78.8%	12.6%	0.0%	3.7%	0.1%	0.0%	0.0%	0.0%	0.0%	0.0%	0.0%	
AM Peak	08:00	07:00	08:00	05:00		08:00	11:00							08:00
Vol.	10	1	146	31		7	1							172
PM Peak	17:00	17:00	17:00	13:00		12:00								17:00
Vol.	7	1	34	8		4								45

Binney Street (EB)  
 west of Sixth Street  
 City, State: Cambridge, MA  
 Client: VHB/ S. Mandzo-Predzic



46 Morton Street, Framingham, MA 01702  
 Office: 508-875-0100 Fax: 508-875-0118  
 Email: datarequests@pdillc.com

186556 D-EB Volume  
 Site Code: TBA

Start Time	EB																			
	A.M.	P.M.			Wed 11/14/18															
12:00	19	120																		
12:15	7	103																		
12:30	5	102																		
12:45	6	109	37	434																
01:00	5	103																		
01:15	2	117																		
01:30	6	149																		
01:45	1	127	14	496																
02:00	13	159																		
02:15	3	158																		
02:30	7	138																		
02:45	1	161	24	616																
03:00	2	182																		
03:15	1	186																		
03:30	4	157																		
03:45	2	135	9	660																
04:00	4	163																		
04:15	3	164																		
04:30	7	181																		
04:45	8	200	22	708																
05:00	13	168																		
05:15	35	183																		
05:30	47	195																		
05:45	37	192	132	738																
06:00	55	208																		
06:15	52	157																		
06:30	68	133																		
06:45	62	129	237	627																
07:00	111	92																		
07:15	110	94																		
07:30	96	76																		
07:45	111	66	428	328																
08:00	117	67																		
08:15	116	53																		
08:30	159	49																		
08:45	139	52	531	221																
09:00	132	53																		
09:15	127	37																		
09:30	106	42																		
09:45	103	35	468	167																
10:00	121	52																		
10:15	94	26																		
10:30	99	34																		
10:45	96	9	410	121																
11:00	87	27																		
11:15	113	30																		
11:30	103	18																		
11:45	96	9	399	84																
Total	2711	5200																		
Percent		100.0 %			0.0%					0.0%										
Day Total		7911																		
Peak	08:30	-	05:15	-	-	-	-	-	-	-	-	-	-	-	-	-	-	-	-	-
Vol.	557	-	778	-	-	-	-	-	-	-	-	-	-	-	-	-	-	-	-	-
P.H.F.	0.876		0.935																	



Binney Street (EB)  
 west of Sixth Street  
 City, State: Cambridge, MA  
 Client: VHB/ S. Mandzo-Predzic



46 Morton Street, Framingham, MA 01702  
 Office: 508-875-0100 Fax: 508-875-0118  
 Email: datarequests@pdillc.com

186556 D-EB Volume  
 Site Code: TBA

Start Time	EB												
	A.M.	P.M.											
12:00	21	108											
12:15	12	105											
12:30	7	89											
12:45	7	112	47	414									
01:00	7	122											
01:15	4	123											
01:30	6	123											
01:45	4	138	21	506									
02:00	10	146											
02:15	1	171											
02:30	8	143											
02:45	5	159	24	619									
03:00	3	171											
03:15	2	175											
03:30	1	176											
03:45	6	166	12	688									
04:00	1	164											
04:15	4	200											
04:30	6	195											
04:45	13	191	24	750									
05:00	16	194											
05:15	22	213											
05:30	48	167											
05:45	43	191	129	765									
06:00	57	190											
06:15	77	185											
06:30	66	122											
06:45	76	134	276	631									
07:00	103	132											
07:15	106	139											
07:30	114	99											
07:45	141	78	464	448									
08:00	140	76											
08:15	137	48											
08:30	141	51											
08:45	131	37	549	212									
09:00	153	76											
09:15	141	33											
09:30	118	37											
09:45	118	46	530	192									
10:00	125	24											
10:15	122	36											
10:30	102	28											
10:45	92	28	441	116									
11:00	88	25											
11:15	94	25											
11:30	108	18											
11:45	112	17	402	85									
Total	2919	5426											
Percent		100.0%	0.0%	0.0%									
Day Total		8345											
Peak	08:30	-	04:30	-	-	-	-	-	-	-	-	-	-
Vol.	566	-	793	-	-	-	-	-	-	-	-	-	-
P.H.F.	0.925		0.931										

Binney Street (EB)  
west of Sixth Street  
City, State: Cambridge, MA  
Client: VHB/ S. Mandzo-Predzic



46 Morton Street, Framingham, MA 01702  
Office: 508-875-0100 Fax: 508-875-0118  
Email: datarequests@pdillc.com

186556 D-EB Class  
Site Code: TBA

EB

Start Time	Cycles	Cars & Trailers	2 Axle Long	Buses	2 Axle 6 Tire	3 Axle Single	4 Axle Single	<5 Axl Double	5 Axle Double	>6 Axl Double	<6 Axl Multi	6 Axle Multi	>6 Axl Multi	Total
11/14/1														
8	0	29	2	3	1	0	0	1	1	0	0	0	0	37
01:00	0	12	1	1	0	0	0	0	0	0	0	0	0	14
02:00	0	17	1	2	1	2	0	1	0	0	0	0	0	24
03:00	0	4	2	2	0	0	0	0	0	1	0	0	0	9
04:00	1	13	3	2	1	0	0	0	2	0	0	0	0	22
05:00	2	83	27	6	5	5	0	1	3	0	0	0	0	132
06:00	3	167	36	7	16	3	1	1	2	1	0	0	0	237
07:00	7	342	39	13	19	6	0	0	1	1	0	0	0	428
08:00	24	437	45	3	16	4	0	0	1	1	0	0	0	531
09:00	10	377	51	8	16	4	0	1	1	0	0	0	0	468
10:00	17	297	54	7	26	7	0	0	2	0	0	0	0	410
11:00	27	276	58	7	21	7	0	2	1	0	0	0	0	399
12 PM	18	324	62	1	21	7	0	0	0	1	0	0	0	434
13:00	13	379	64	1	25	11	0	0	3	0	0	0	0	496
14:00	34	458	82	7	25	9	0	0	0	0	0	0	1	616
15:00	32	510	71	12	21	10	0	4	0	0	0	0	0	660
16:00	9	603	60	14	9	8	1	3	1	0	0	0	0	708
17:00	14	666	32	12	5	4	0	0	0	3	2	0	0	738
18:00	8	564	32	7	6	5	0	2	0	1	0	0	2	627
19:00	2	285	24	10	5	1	0	0	0	0	1	0	0	328
20:00	0	196	11	7	6	1	0	0	0	0	0	0	0	221
21:00	0	157	5	2	2	0	0	1	0	0	0	0	0	167
22:00	3	101	13	1	1	1	0	1	0	0	0	0	0	121
23:00	2	72	2	3	2	1	0	0	2	0	0	0	0	84
Total	226	6369	777	138	250	96	2	18	20	9	3	0	3	7911
Percent	2.9%	80.5%	9.8%	1.7%	3.2%	1.2%	0.0%	0.2%	0.3%	0.1%	0.0%	0.0%	0.0%	
AM Peak	11:00	08:00	11:00	07:00	10:00	10:00	06:00	11:00	05:00	03:00				08:00
Vol.	27	437	58	13	26	7	1	2	3	1				531
PM Peak	14:00	17:00	14:00	16:00	13:00	13:00	16:00	15:00	13:00	17:00	17:00		18:00	17:00
Vol.	34	666	82	14	25	11	1	4	3	3	2		2	738

Binney Street (EB)  
 west of Sixth Street  
 City, State: Cambridge, MA  
 Client: VHB/ S. Mandzo-Predzic



46 Morton Street, Framingham, MA 01702  
 Office: 508-875-0100 Fax: 508-875-0118  
 Email: datarequests@pdillc.com

186556 D-EB Class  
 Site Code: TBA

EB

Start Time	Cycles	Cars & Trailers	2 Axle Long	Buses	2 Axle 6 Tire	3 Axle Single	4 Axle Single	<5 Axl Double	5 Axle Double	>6 Axl Double	<6 Axl Multi	6 Axle Multi	>6 Axl Multi	Total
11/15/1														
8	0	38	3	4	2	0	0	0	0	0	0	0	0	47
01:00	0	19	0	0	1	0	0	0	1	0	0	0	0	21
02:00	0	14	5	0	1	2	0	2	0	0	0	0	0	24
03:00	0	6	3	1	1	1	0	0	0	0	0	0	0	12
04:00	0	15	3	0	0	3	0	0	3	0	0	0	0	24
05:00	0	86	26	5	6	3	0	1	2	0	0	0	0	129
06:00	2	196	45	12	11	5	0	2	2	1	0	0	0	276
07:00	17	358	54	9	18	7	1	0	0	0	0	0	0	464
08:00	11	440	67	7	18	6	0	0	0	0	0	0	0	549
09:00	18	432	61	4	13	2	0	0	0	0	0	0	0	530
10:00	17	321	53	7	30	11	1	1	0	0	0	0	0	441
11:00	13	288	73	1	18	4	1	2	2	0	0	0	0	402
12 PM	17	311	58	6	11	11	0	0	0	0	0	0	0	414
13:00	13	359	95	4	28	4	1	1	1	0	0	0	0	506
14:00	18	430	100	5	54	9	0	1	2	0	0	0	0	619
15:00	10	569	74	15	17	1	0	2	0	0	0	0	0	688
16:00	17	659	45	13	7	5	0	0	1	3	0	0	0	750
17:00	14	683	38	10	12	3	0	2	1	1	0	0	1	765
18:00	3	572	38	7	10	0	0	0	0	0	0	0	1	631
19:00	1	395	26	14	9	0	0	1	2	0	0	0	0	448
20:00	1	191	10	3	7	0	0	0	0	0	0	0	0	212
21:00	2	170	11	4	4	1	0	0	0	0	0	0	0	192
22:00	1	101	11	1	2	0	0	0	0	0	0	0	0	116
23:00	1	75	4	2	2	1	0	0	0	0	0	0	0	85
Total	176	6728	903	134	282	79	4	15	17	5	0	0	2	8345
Percent	2.1%	80.6%	10.8%	1.6%	3.4%	0.9%	0.0%	0.2%	0.2%	0.1%	0.0%	0.0%	0.0%	
AM Peak	09:00	08:00	11:00	06:00	10:00	10:00	07:00	02:00	04:00	06:00				08:00
Vol.	18	440	73	12	30	11	1	2	3	1				549
PM Peak	14:00	17:00	14:00	15:00	14:00	12:00	13:00	15:00	14:00	16:00			17:00	17:00
Vol.	18	683	100	15	54	11	1	2	2	3			1	765



PRECISION  
D A T A  
INDUSTRIES, LLC

46 Morton Street, Framingham, MA 01702  
Office: 508-875-0100 Fax: 508-875-0118  
Email: datarequests@pdilic.com

Binney Street (EB)  
west of Sixth Street  
City, State: Cambridge, MA  
Client: VHB/ S. Mandzo-Predzic

186556 D-EB Speed  
Site Code: TBA

EB

Start Time	1 14	15 19	20 24	25 29	30 34	35 39	40 44	45 49	50 54	55 59	60 64	65 69	70 9999	Total	85th % ile	Ave Speed
11/14/18	0	3	15	16	2	1	0	0	0	0	0	0	0	37	28	25
01:00	1	0	4	4	4	0	1	0	0	0	0	0	0	14	32	27
02:00	3	4	7	7	3	0	0	0	0	0	0	0	0	24	28	22
03:00	0	1	3	4	1	0	0	0	0	0	0	0	0	9	28	25
04:00	4	1	9	6	1	1	0	0	0	0	0	0	0	22	27	22
05:00	10	42	53	22	5	0	0	0	0	0	0	0	0	132	25	21
06:00	27	77	86	38	8	1	0	0	0	0	0	0	0	237	25	20
07:00	215	84	120	7	2	0	0	0	0	0	0	0	0	428	21	14
08:00	387	15	129	0	0	0	0	0	0	0	0	0	0	531	20	11
09:00	352	31	84	1	0	0	0	0	0	0	0	0	0	468	19	11
10:00	283	34	92	0	1	0	0	0	0	0	0	0	0	410	20	12
11:00	276	33	90	0	0	0	0	0	0	0	0	0	0	399	20	12
12 PM	279	16	138	1	0	0	0	0	0	0	0	0	0	434	21	13
13:00	346	49	98	3	0	0	0	0	0	0	0	0	0	496	20	11
14:00	432	40	137	6	1	0	0	0	0	0	0	0	0	616	20	12
15:00	373	99	168	18	2	0	0	0	0	0	0	0	0	660	21	13
16:00	238	194	227	44	5	0	0	0	0	0	0	0	0	708	22	16
17:00	218	217	252	48	3	0	0	0	0	0	0	0	0	738	22	17
18:00	143	185	228	62	8	1	0	0	0	0	0	0	0	627	23	18
19:00	50	70	136	62	8	1	1	0	0	0	0	0	0	328	25	20
20:00	35	52	89	37	8	0	0	0	0	0	0	0	0	221	25	20
21:00	27	37	71	23	9	0	0	0	0	0	0	0	0	167	25	20
22:00	13	28	43	30	6	0	1	0	0	0	0	0	0	121	27	21
23:00	2	15	36	24	5	1	1	0	0	0	0	0	0	84	27	23
Total	3714	1327	2315	463	82	6	4	0	0	0	0	0	0	7911		
%	46.9%	16.8%	29.3%	5.9%	1.0%	0.1%	0.1%	0.0%	0.0%	0.0%	0.0%	0.0%	0.0%			
AM Peak	08:00	07:00	08:00	06:00	06:00	00:00	01:00							08:00		
Vol.	387	84	129	38	8	1	1							531		
PM Peak	14:00	17:00	17:00	18:00	21:00	18:00	19:00							17:00		
Vol.	432	217	252	62	9	1	1							738		

Stats

15th Percentile : 4 MPH  
 50th Percentile : 14 MPH  
 85th Percentile : 22 MPH  
 95th Percentile : 25 MPH

Mean Speed(Average) : 15 MPH  
 10 MPH Pace Speed : 15-24 MPH  
 Number in Pace : 3642  
 Percent in Pace : 46.0%  
 Number of Vehicles > 25 MPH : 462  
 Percent of Vehicles > 25 MPH : 5.8%



PRECISION  
D A T A  
INDUSTRIES, LLC

46 Morton Street, Framingham, MA 01702  
Office: 508-875-0100 Fax: 508-875-0118  
Email: datarequests@pdilic.com

Binney Street (EB)  
west of Sixth Street  
City, State: Cambridge, MA  
Client: VHB/ S. Mandzo-Predzic

186556 D-EB Speed  
Site Code: TBA

EB

Start Time	1	15	20	25	30	35	40	45	50	55	60	65	70	Total	85th % ile	Ave Speed
	14	19	24	29	34	39	44	49	54	59	64	69	9999			
11/15/																
18	6	7	16	16	2	0	0	0	0	0	0	0	0	47	27	22
01:00	0	4	10	3	4	0	0	0	0	0	0	0	0	21	30	24
02:00	1	1	13	5	4	0	0	0	0	0	0	0	0	24	29	24
03:00	0	6	3	3	0	0	0	0	0	0	0	0	0	12	26	21
04:00	2	3	11	6	1	1	0	0	0	0	0	0	0	24	27	22
05:00	11	55	41	17	5	0	0	0	0	0	0	0	0	129	24	20
06:00	33	113	94	33	3	0	0	0	0	0	0	0	0	276	23	19
07:00	287	63	105	8	1	0	0	0	0	0	0	0	0	464	21	12
08:00	426	13	110	0	0	0	0	0	0	0	0	0	0	549	20	11
09:00	401	13	116	0	0	0	0	0	0	0	0	0	0	530	20	11
10:00	316	19	106	0	0	0	0	0	0	0	0	0	0	441	20	11
11:00	305	30	67	0	0	0	0	0	0	0	0	0	0	402	19	11
12 PM	317	28	69	0	0	0	0	0	0	0	0	0	0	414	19	11
13:00	391	22	93	0	0	0	0	0	0	0	0	0	0	506	19	11
14:00	387	60	132	35	5	0	0	0	0	0	0	0	0	619	21	13
15:00	132	168	247	115	24	2	0	0	0	0	0	0	0	688	25	19
16:00	235	181	238	76	20	0	0	0	0	0	0	0	0	750	23	17
17:00	194	170	254	125	21	1	0	0	0	0	0	0	0	765	25	18
18:00	61	118	206	191	48	6	1	0	0	0	0	0	0	631	27	22
19:00	31	43	123	161	74	16	0	0	0	0	0	0	0	448	30	25
20:00	26	35	76	61	9	4	1	0	0	0	0	0	0	212	27	22
21:00	10	72	88	22	0	0	0	0	0	0	0	0	0	192	23	20
22:00	8	26	54	23	4	1	0	0	0	0	0	0	0	116	26	21
23:00	3	39	36	7	0	0	0	0	0	0	0	0	0	85	23	20
Total	3583	1289	2308	907	225	31	2	0	0	0	0	0	0	8345		
%	42.9%	15.4%	27.7%	10.9%	2.7%	0.4%	0.0%	0.0%	0.0%	0.0%	0.0%	0.0%	0.0%			
AM Peak	08:00	06:00	09:00	06:00	05:00	04:00								08:00		
Vol.	426	113	116	33	5	1								549		
PM Peak	13:00	16:00	17:00	18:00	19:00	19:00	18:00							17:00		
Vol.	391	181	254	191	74	16	1							765		

Stats

15th Percentile : 4 MPH  
50th Percentile : 16 MPH  
85th Percentile : 23 MPH  
95th Percentile : 28 MPH

Mean Speed(Average) : 16 MPH  
10 MPH Pace Speed : 15-24 MPH  
Number in Pace : 3597  
Percent in Pace : 43.1%  
Number of Vehicles > 25 MPH : 984  
Percent of Vehicles > 25 MPH : 11.8%

Binney Street (WB)  
 west of Sixth Street  
 City, State: Cambridge, MA  
 Client: VHB/ S. Mandzo-Predzic



46 Morton Street, Framingham, MA 01702  
 Office: 508-875-0100 Fax: 508-875-0118  
 Email: datarequests@pdillc.com

186556 D-WB Volume  
 Site Code: TBA

Start Time	A.M.	WB	P.M.											
12:00	5		82											
12:15	5		81											
12:30	1		88											
12:45	8	19	87	338										
01:00	7		77											
01:15	1		77											
01:30	3		93											
01:45	1	12	63	310										
02:00	3		91											
02:15	2		85											
02:30	3		55											
02:45	5	13	76	307										
03:00	3		61											
03:15	3		66											
03:30	2		77											
03:45	8	16	64	268										
04:00	8		65											
04:15	8		56											
04:30	14		91											
04:45	37	67	77	289										
05:00	51		102											
05:15	71		96											
05:30	80		67											
05:45	94	296	73	338										
06:00	80		62											
06:15	79		78											
06:30	92		78											
06:45	93	344	50	268										
07:00	86		56											
07:15	90		34											
07:30	90		34											
07:45	122	388	37	161										
08:00	114		37											
08:15	138		47											
08:30	107		31											
08:45	116	475	31	146										
09:00	110		37											
09:15	120		24											
09:30	138		38											
09:45	95	463	26	125										
10:00	105		26											
10:15	85		18											
10:30	73		25											
10:45	60	323	23	92										
11:00	85		15											
11:15	70		19											
11:30	65		10											
11:45	80	300	7	51										
Total	2716		2693											
Percent			100.0%	0.0%	0.0%									
Day Total		5409												
Peak	08:45	-	04:30	-	-	-	-	-	-	-	-	-	-	-
Vol.	484	-	366	-	-	-	-	-	-	-	-	-	-	-
P.H.F.	0.877		0.897											

Binney Street (WB)  
 west of Sixth Street  
 City, State: Cambridge, MA  
 Client: VHB/ S. Mandzo-Predzic



46 Morton Street, Framingham, MA 01702  
 Office: 508-875-0100 Fax: 508-875-0118  
 Email: datarequests@pdillc.com

186556 D-WB Volume  
 Site Code: TBA

Start Time	A.M.	WB	P.M.																		
				Thu 11/15/18																	
12:00	13		79																		
12:15	10		83																		
12:30	7		60																		
12:45	2	32	69	291																	
01:00	2		73																		
01:15	1		74																		
01:30	0		69																		
01:45	3	6	95	311																	
02:00	1		73																		
02:15	1		73																		
02:30	4		74																		
02:45	6	12	55	275																	
03:00	5		67																		
03:15	2		74																		
03:30	3		68																		
03:45	4	14	81	290																	
04:00	5		79																		
04:15	15		84																		
04:30	13		87																		
04:45	26	59	74	324																	
05:00	50		78																		
05:15	57		93																		
05:30	71		93																		
05:45	74	252	84	348																	
06:00	77		92																		
06:15	91		54																		
06:30	90		70																		
06:45	92	350	64	280																	
07:00	93		54																		
07:15	111		64																		
07:30	119		40																		
07:45	109	432	41	199																	
08:00	116		36																		
08:15	129		34																		
08:30	132		27																		
08:45	136	513	37	134																	
09:00	143		28																		
09:15	99		42																		
09:30	99		31																		
09:45	106	447	35	136																	
10:00	97		33																		
10:15	90		24																		
10:30	85		24																		
10:45	67	339	22	103																	
11:00	87		15																		
11:15	85		12																		
11:30	67		13																		
11:45	82	321	13	53																	
Total	2777		2744																		
Percent			100.0%		0.0%				0.0%												
Day Total		5521																			
Peak	08:15	-	05:15	-	-	-	-	-	-	-	-	-	-	-	-	-	-	-	-	-	-
Vol.	540	-	362	-	-	-	-	-	-	-	-	-	-	-	-	-	-	-	-	-	-
P.H.F.	0.944		0.973																		

Binney Street (WB)  
 west of Sixth Street  
 City, State: Cambridge, MA  
 Client: VHB/ S. Mandzo-Predzic



46 Morton Street, Framingham, MA 01702  
 Office: 508-875-0100 Fax: 508-875-0118  
 Email: datarequests@pdillc.com

186556 D-WB Class  
 Site Code: TBA

WB

Start Time	Cycles	Cars & Trailers	2 Axle Long	Buses	2 Axle 6 Tire	3 Axle Single	4 Axle Single	<5 Axl Double	5 Axle Double	>6 Axl Double	<6 Axl Multi	6 Axle Multi	>6 Axl Multi	Total
11/14/1														
8	0	13	2	3	1	0	0	0	0	0	0	0	0	19
01:00	1	10	0	0	1	0	0	0	0	0	0	0	0	12
02:00	0	7	2	0	2	1	0	0	0	1	0	0	0	13
03:00	1	3	3	2	1	5	0	1	0	0	0	0	0	16
04:00	0	33	17	6	5	3	0	1	2	0	0	0	0	67
05:00	1	172	84	11	18	4	0	2	3	0	0	0	1	296
06:00	7	213	59	15	36	12	0	0	2	0	0	0	0	344
07:00	4	277	48	19	24	10	1	2	3	0	0	0	0	388
08:00	8	352	55	19	26	9	1	3	1	1	0	0	0	475
09:00	6	344	54	16	32	4	2	5	0	0	0	0	0	463
10:00	6	212	52	16	23	7	3	0	3	0	0	0	1	323
11:00	3	201	50	6	20	7	3	4	4	2	0	0	0	300
12 PM	3	256	41	12	11	3	2	5	5	0	0	0	0	338
13:00	1	219	56	9	12	2	6	3	2	0	0	0	0	310
14:00	1	226	43	14	14	4	2	0	3	0	0	0	0	307
15:00	1	210	30	15	8	2	1	1	0	0	0	0	0	268
16:00	2	225	32	13	12	1	3	1	0	0	0	0	0	289
17:00	2	288	29	8	8	2	0	1	0	0	0	0	0	338
18:00	0	231	19	8	9	0	0	1	0	0	0	0	0	268
19:00	0	145	6	3	7	0	0	0	0	0	0	0	0	161
20:00	0	127	12	3	3	0	0	0	1	0	0	0	0	146
21:00	1	113	5	2	4	0	0	0	0	0	0	0	0	125
22:00	0	78	6	4	4	0	0	0	0	0	0	0	0	92
23:00	0	44	2	2	1	2	0	0	0	0	0	0	0	51
Total	48	3999	707	206	282	78	24	30	29	4	0	0	2	5409
Percent	0.9%	73.9%	13.1%	3.8%	5.2%	1.4%	0.4%	0.6%	0.5%	0.1%	0.0%	0.0%	0.0%	
AM Peak	08:00	08:00	05:00	07:00	06:00	06:00	10:00	09:00	11:00	11:00			05:00	08:00
Vol.	8	352	84	19	36	12	3	5	4	2			1	475
PM Peak	12:00	17:00	13:00	15:00	14:00	14:00	13:00	12:00	12:00					12:00
Vol.	3	288	56	15	14	4	6	5	5					338



Binney Street (WB)  
 west of Sixth Street  
 City, State: Cambridge, MA  
 Client: VHB/ S. Mandzo-Predzic



46 Morton Street, Framingham, MA 01702  
 Office: 508-875-0100 Fax: 508-875-0118  
 Email: datarequests@pdillc.com

186556 D-WB Class  
 Site Code: TBA

WB

Start Time	Cycles	Cars & Trailers	2 Axle Long	Buses	2 Axle 6 Tire	3 Axle Single	4 Axle Single	<5 Axl Double	5 Axle Double	>6 Axl Double	<6 Axl Multi	6 Axle Multi	>6 Axl Multi	Total
11/15/1														
8	1	26	3	0	2	0	0	0	0	0	0	0	0	32
01:00	0	6	0	0	0	0	0	0	0	0	0	0	0	6
02:00	1	4	4	0	0	3	0	0	0	0	0	0	0	12
03:00	0	7	1	1	3	0	0	0	1	1	0	0	0	14
04:00	0	28	15	6	4	2	0	2	2	0	0	0	0	59
05:00	3	148	60	15	15	5	0	2	3	0	1	0	0	252
06:00	6	205	66	19	34	8	0	5	5	2	0	0	0	350
07:00	6	292	58	30	28	12	2	0	3	1	0	0	0	432
08:00	5	388	46	20	43	9	0	1	1	0	0	0	0	513
09:00	7	316	65	20	25	8	2	0	3	1	0	0	0	447
10:00	13	243	33	13	26	9	0	2	0	0	0	0	0	339
11:00	11	238	44	1	17	6	0	1	3	0	0	0	0	321
12 PM	7	198	40	9	22	6	5	1	1	1	0	0	1	291
13:00	9	191	51	16	30	7	1	4	2	0	0	0	0	311
14:00	3	196	45	10	14	5	0	2	0	0	0	0	0	275
15:00	0	221	34	17	12	3	2	1	0	0	0	0	0	290
16:00	2	268	21	11	15	2	2	3	0	0	0	0	0	324
17:00	1	291	28	7	17	2	1	0	0	1	0	0	0	348
18:00	0	235	28	9	7	0	0	1	0	0	0	0	0	280
19:00	1	174	7	10	7	0	0	0	0	0	0	0	0	199
20:00	0	115	12	2	4	1	0	0	0	0	0	0	0	134
21:00	0	113	12	4	5	1	0	1	0	0	0	0	0	136
22:00	0	64	19	3	16	0	0	1	0	0	0	0	0	103
23:00	0	15	18	4	15	1	0	0	0	0	0	0	0	53
Total	76	3982	710	227	361	90	15	27	24	7	1	0	1	5521
Percent	1.4%	72.1%	12.9%	4.1%	6.5%	1.6%	0.3%	0.5%	0.4%	0.1%	0.0%	0.0%	0.0%	
AM Peak	10:00	08:00	06:00	07:00	08:00	07:00	07:00	06:00	06:00	06:00	05:00			08:00
Vol.	13	388	66	30	43	12	2	5	5	2	1			513
PM Peak	13:00	17:00	13:00	15:00	13:00	13:00	12:00	13:00	13:00	12:00			12:00	17:00
Vol.	9	291	51	17	30	7	5	4	2	1			1	348

Binney Street (WB)  
west of Sixth Street  
City, State: Cambridge, MA  
Client: VHB/ S. Mandzo-Predzic



46 Morton Street, Framingham, MA 01702  
Office: 508-875-0100 Fax: 508-875-0118  
Email: datarequests@pdillc.com

186556 D-WB Speed  
Site Code: TBA

WB

Start Time	1	15	20	25	30	35	40	45	50	55	60	65	70	Total	85th % ile	Ave Speed
	14	19	24	29	34	39	44	49	54	59	64	69	9999			
11/14/																
18	0	1	8	8	2	0	0	0	0	0	0	0	0	19	28	25
01:00	0	2	5	2	2	1	0	0	0	0	0	0	0	12	31	25
02:00	0	1	10	0	2	0	0	0	0	0	0	0	0	13	29	23
03:00	0	8	7	0	1	0	0	0	0	0	0	0	0	16	22	20
04:00	0	5	25	13	21	3	0	0	0	0	0	0	0	67	32	26
05:00	13	31	95	<b>103</b>	<b>43</b>	<b>10</b>	<b>1</b>	0	0	0	0	0	0	296	30	25
06:00	22	79	116	97	28	2	0	0	0	0	0	0	0	344	27	22
07:00	42	103	156	68	17	2	0	0	0	0	0	0	0	388	26	20
08:00	<b>48</b>	<b>113</b>	<b>211</b>	86	14	3	0	0	0	0	0	0	0	<b>475</b>	25	21
09:00	27	<b>119</b>	192	99	23	3	0	0	0	0	0	0	0	463	26	22
10:00	24	56	143	72	27	1	0	0	0	0	0	0	0	323	27	22
11:00	15	69	117	75	21	3	0	0	0	0	0	0	0	300	27	22
12 PM	<b>19</b>	67	153	80	16	<b>3</b>	0	0	0	0	0	0	0	<b>338</b>	27	22
13:00	12	64	113	<b>98</b>	<b>19</b>	3	<b>1</b>	0	0	0	0	0	0	310	27	23
14:00	18	74	129	65	18	2	1	0	0	0	0	0	0	307	27	22
15:00	5	62	122	62	17	0	0	0	0	0	0	0	0	268	27	22
16:00	9	93	134	45	8	0	0	0	0	0	0	0	0	289	25	21
17:00	15	<b>95</b>	<b>160</b>	60	6	2	0	0	0	0	0	0	0	338	25	21
18:00	5	73	117	55	14	3	1	0	0	0	0	0	0	268	26	22
19:00	3	28	67	50	11	2	0	0	0	0	0	0	0	161	27	23
20:00	2	29	62	45	7	1	0	0	0	0	0	0	0	146	27	23
21:00	4	28	47	31	13	2	0	0	0	0	0	0	0	125	28	23
22:00	1	13	45	25	8	0	0	0	0	0	0	0	0	92	27	23
23:00	0	3	26	11	10	0	1	0	0	0	0	0	0	51	30	25
Total	284	1216	2260	1250	348	46	5	0	0	0	0	0	0	5409		
%	5.3%	22.5%	41.8%	23.1%	6.4%	0.9%	0.1%	0.0%	0.0%	0.0%	0.0%	0.0%	0.0%			
AM Peak	08:00	09:00	08:00	05:00	05:00	05:00	05:00							08:00		
Vol.	48	119	211	103	43	10	1							475		
PM Peak	12:00	17:00	17:00	13:00	13:00	12:00	13:00							12:00		
Vol.	19	95	160	98	19	3	1							338		

Stats

- 15th Percentile : 16 MPH
- 50th Percentile : 21 MPH
- 85th Percentile : 27 MPH
- 95th Percentile : 30 MPH

Mean Speed(Average) : 22 MPH

10 MPH Pace Speed : 20-29 MPH

Number in Pace : 3510

Percent in Pace : 64.9%

Number of Vehicles > 25 MPH : 1399

Percent of Vehicles > 25 MPH : 25.9%



PRECISION  
D A T A  
INDUSTRIES, LLC

46 Morton Street, Framingham, MA 01702  
Office: 508-875-0100 Fax: 508-875-0118  
Email: datarequests@pdilic.com

Binney Street (WB)  
west of Sixth Street  
City, State: Cambridge, MA  
Client: VHB/ S. Mandzo-Predzic

186556 D-WB Speed  
Site Code: TBA

WB

Start Time	1	15	20	25	30	35	40	45	50	55	60	65	70	Total	85th % ile	Ave Speed
	14	19	24	29	34	39	44	49	54	59	64	69	9999			
11/15/																
18	0	3	16	9	4	0	0	0	0	0	0	0	0	32	28	24
01:00	0	1	2	3	0	0	0	0	0	0	0	0	0	6	27	24
02:00	2	2	3	2	1	2	0	0	0	0	0	0	0	12	34	23
03:00	0	2	7	3	0	2	0	0	0	0	0	0	0	14	28	25
04:00	0	14	17	15	12	1	0	0	0	0	0	0	0	59	30	24
05:00	8	35	71	<b>100</b>	<b>29</b>	<b>8</b>	<b>1</b>	0	0	0	0	0	0	252	29	25
06:00	16	71	150	85	24	3	1	0	0	0	0	0	0	350	27	22
07:00	68	142	<b>161</b>	55	6	0	0	0	0	0	0	0	0	432	23	19
08:00	<b>198</b>	123	156	34	2	0	0	0	0	0	0	0	0	<b>513</b>	22	16
09:00	118	<b>160</b>	130	35	3	1	0	0	0	0	0	0	0	447	22	17
10:00	127	74	120	16	2	0	0	0	0	0	0	0	0	339	22	16
11:00	160	73	87	1	0	0	0	0	0	0	0	0	0	321	21	14
12 PM	<b>161</b>	56	72	2	0	0	0	0	0	0	0	0	0	291	21	13
13:00	64	<b>92</b>	115	38	1	1	0	0	0	0	0	0	0	311	23	18
14:00	32	77	93	47	21	3	<b>2</b>	0	0	0	0	0	0	275	27	21
15:00	11	54	123	72	25	5	0	0	0	0	0	0	0	290	28	23
16:00	10	64	<b>137</b>	87	23	2	1	0	0	0	0	0	0	324	27	23
17:00	9	79	125	<b>105</b>	27	3	0	0	0	0	0	0	0	<b>348</b>	27	23
18:00	5	46	106	80	<b>34</b>	<b>9</b>	0	0	0	0	0	0	0	280	29	24
19:00	3	17	73	74	25	5	2	0	0	0	0	0	0	199	29	25
20:00	8	34	43	40	6	2	1	0	0	0	0	0	0	134	27	22
21:00	3	30	60	35	5	3	0	0	0	0	0	0	0	136	27	23
22:00	3	12	30	30	17	8	1	<b>2</b>	0	0	0	0	0	103	32	26
23:00	0	6	14	16	8	5	2	1	<b>1</b>	0	0	0	0	53	35	28
Total	1006	1267	1911	984	275	63	10	4	1	0	0	0	0	5521		
%	18.2%	22.9%	34.6%	17.8%	5.0%	1.1%	0.2%	0.1%	0.0%	0.0%	0.0%	0.0%	0.0%			
AM Peak	08:00	09:00	07:00	05:00	05:00	05:00	06:00	05:00						08:00		
Vol.	198	160	161	100	29	8	1	1						513		
PM Peak	12:00	13:00	16:00	17:00	18:00	18:00	14:00	22:00	23:00					17:00		
Vol.	161	92	137	105	34	9	2	2	1					348		

Stats

15th Percentile : 11 MPH  
 50th Percentile : 20 MPH  
 85th Percentile : 26 MPH  
 95th Percentile : 30 MPH

Mean Speed(Average) : 20 MPH  
 10 MPH Pace Speed : 15-24 MPH  
 Number in Pace : 3178  
 Percent in Pace : 57.6%  
 Number of Vehicles > 25 MPH : 1140  
 Percent of Vehicles > 25 MPH : 20.7%

PDI File #: **186556 E**  
 Location: **N: Fulkerson Street NW: Binney Street**  
 Location: **E: Binney Street W: Galileo-Galilei Way**  
 City, State: **Cambridge, MA**  
 Client: **VHB/ S. Mandzo-Predzic**  
 Site Code: **TBA**  
 Count Date: **Thursday, November 15, 2018**  
 Start Time: **7:30 AM**  
 End Time: **9:30 AM**  
 Class:



46 Morton Street, Framingham, MA 01702  
 Office: 508-875-0100 Fax: 508-875-0118  
 Email: datarequests@pdilic.com

**Cars and Heavy Vehicles (Combined)**

	Fulkerson Street					Binney Street					Galileo-Galilei Way					Binney Street					Total
	from North					from East					from West					from Northwest					
	Hard Right	Right	Left	U-Turn	Total	Right	Bear Right	Thru	U-Turn	Total	Thru	Left	Hard Left	U-Turn	Total	Hard Right	Bear Left	Hard Left	U-Turn	Total	
7:30 AM	6	40	0	0	46	13	13	91	1	118	78	0	0	0	78	10	11	17	0	38	280
7:45 AM	10	42	0	0	52	17	11	77	0	105	117	0	0	0	117	5	17	25	0	47	321
<b>Total</b>	<b>16</b>	<b>82</b>	<b>0</b>	<b>0</b>	<b>98</b>	<b>30</b>	<b>24</b>	<b>168</b>	<b>1</b>	<b>223</b>	<b>195</b>	<b>0</b>	<b>0</b>	<b>0</b>	<b>195</b>	<b>15</b>	<b>28</b>	<b>42</b>	<b>0</b>	<b>85</b>	<b>601</b>
8:00 AM	10	33	0	0	43	9	20	83	0	112	101	0	0	0	101	12	23	32	0	67	323
8:15 AM	9	45	0	0	54	8	39	91	0	138	117	0	0	0	117	9	21	22	0	52	361
8:30 AM	11	51	2	0	64	10	28	85	0	123	111	0	0	0	111	0	25	26	0	51	349
8:45 AM	12	37	0	0	49	18	33	93	1	145	100	0	0	0	100	0	29	26	0	55	349
<b>Total</b>	<b>42</b>	<b>166</b>	<b>2</b>	<b>0</b>	<b>210</b>	<b>45</b>	<b>120</b>	<b>352</b>	<b>1</b>	<b>518</b>	<b>429</b>	<b>0</b>	<b>0</b>	<b>0</b>	<b>429</b>	<b>21</b>	<b>98</b>	<b>106</b>	<b>0</b>	<b>225</b>	<b>1382</b>
9:00 AM	5	33	1	0	39	15	39	92	0	146	121	0	0	0	121	0	33	18	0	51	357
9:15 AM	7	37	0	0	44	7	21	71	0	99	99	0	0	0	99	0	23	14	0	37	279
<b>Total</b>	<b>12</b>	<b>70</b>	<b>1</b>	<b>0</b>	<b>83</b>	<b>22</b>	<b>60</b>	<b>163</b>	<b>0</b>	<b>245</b>	<b>220</b>	<b>0</b>	<b>0</b>	<b>0</b>	<b>220</b>	<b>0</b>	<b>56</b>	<b>32</b>	<b>0</b>	<b>88</b>	<b>636</b>
Grand Total	70	318	3	0	391	97	204	683	2	986	844	0	0	0	844	36	182	180	0	398	2619
Approach %	17.9	81.3	0.8	0.0		9.8	20.7	69.3	0.2		100.0	0.0	0.0	0.0		9.0	45.7	45.2	0.0		
Total %	2.7	12.1	0.1	0.0	14.9	3.7	7.8	26.1	0.1	37.6	32.2	0.0	0.0	0.0	32.2	1.4	6.9	6.9	0.0	15.2	
Exiting Leg Total	277					1031					1037					274					2619
Cars	70	308	2	0	380	95	196	557	0	848	718	0	0	0	718	30	176	171	0	377	2323
% Cars	100.0	96.9	66.7	0.0	97.2	97.9	96.1	81.6	0.0	86.0	85.1	0.0	0.0	0.0	85.1	83.3	96.7	95.0	0.0	94.7	88.7
Exiting Leg Total	266					896					895					266					2323
Heavy Vehicles	0	10	1	0	11	2	8	126	2	138	126	0	0	0	126	6	6	9	0	21	296
% Heavy Vehicles	0.0	3.1	33.3	0.0	2.8	2.1	3.9	18.4	100.0	14.0	14.9	0.0	0.0	0.0	14.9	16.7	3.3	5.0	0.0	5.3	11.3
Exiting Leg Total	11					135					142					8					296

Peak Hour Analysis from 07:30 AM to 09:30 AM begins at:

8:15 AM	Fulkerson Street					Binney Street					Galileo-Galilei Way					Binney Street					Total
	from North					from East					from West					from Northwest					
	Hard Right	Right	Left	U-Turn	Total	Right	Bear Right	Thru	U-Turn	Total	Thru	Left	Hard Left	U-Turn	Total	Hard Right	Bear Left	Hard Left	U-Turn	Total	
8:15 AM	9	45	0	0	54	8	39	91	0	138	117	0	0	0	117	9	21	22	0	52	361
8:30 AM	11	51	2	0	64	10	28	85	0	123	111	0	0	0	111	0	25	26	0	51	349
8:45 AM	12	37	0	0	49	18	33	93	1	145	100	0	0	0	100	0	29	26	0	55	349
9:00 AM	5	33	1	0	39	15	39	92	0	146	121	0	0	0	121	0	33	18	0	51	357
Total Volume	37	166	3	0	206	51	139	361	1	552	449	0	0	0	449	9	108	92	0	209	1416
% Approach Total	18.0	80.6	1.5	0.0		9.2	25.2	65.4	0.2		100.0	0.0	0.0	0.0		4.3	51.7	44.0	0.0		
PHF	0.771	0.814	0.375	0.000	0.805	0.708	0.891	0.970	0.250	0.945	0.928	0.000	0.000	0.000	0.928	0.250	0.818	0.885	0.000	0.950	0.981
Cars	37	160	2	0	199	50	133	299	0	482	389	0	0	0	389	8	104	84	0	196	1266
Cars %	100.0	96.4	66.7	0.0	96.6	98.0	95.7	82.8	0.0	87.3	86.6	0.0	0.0	0.0	86.6	88.9	96.3	91.3	0.0	93.8	89.4
Heavy Vehicles	0	6	1	0	7	1	6	62	1	70	60	0	0	0	60	1	4	8	0	13	150
Heavy Vehicles %	0.0	3.6	33.3	0.0	3.4	2.0	4.3	17.2	100.0	12.7	13.4	0.0	0.0	0.0	13.4	11.1	3.7	8.7	0.0	6.2	10.6
Cars Enter Leg	37	160	2	0	199	50	133	299	0	482	389	0	0	0	389	8	104	84	0	196	1266
Heavy Enter Leg	0	6	1	0	7	1	6	62	1	70	60	0	0	0	60	1	4	8	0	13	150
Total Entering Leg	37	166	3	0	206	51	139	361	1	552	449	0	0	0	449	9	108	92	0	209	1416
Cars Exiting Leg	134					495					467					170					1266
Heavy Exiting Leg	9					66					69					6					150
Total Exiting Leg	143					561					536					176					1416

PDI File #: 186556 E  
 Location: N: Fulkerson Street NW: Binney Street  
 Location: E: Binney Street W: Galileo-Galilei Way  
 City, State: Cambridge, MA  
 Client: VHB/ S. Mandzo-Predzic  
 Site Code: TBA  
 Count Date: Thursday, November 15, 2018  
 Start Time: 7:30 AM  
 End Time: 9:30 AM  
 Class:



**Cars-Combined (Motorcycles, Cars, Light Goods)**

	Fulkerson Street					Binney Street					Galileo-Galilei Way					Binney Street					Total
	from North					from East					from West					from Northwest					
	Hard Right	Right	Left	U-Turn	Total	Right	Bear Right	Thru	U-Turn	Total	Thru	Left	Hard Left	U-Turn	Total	Hard Right	Bear Left	Hard Left	U-Turn	Total	
7:30 AM	6	39	0	0	45	13	13	75	0	101	64	0	0	0	64	9	11	17	0	37	247
7:45 AM	10	42	0	0	52	16	11	62	0	89	101	0	0	0	101	5	17	24	0	46	288
<b>Total</b>	16	81	0	0	97	29	24	137	0	190	165	0	0	0	165	14	28	41	0	83	535
8:00 AM	10	31	0	0	41	9	19	65	0	93	81	0	0	0	81	8	22	32	0	62	277
8:15 AM	9	44	0	0	53	8	38	72	0	118	99	0	0	0	99	8	21	22	0	51	321
8:30 AM	11	50	1	0	62	10	25	74	0	109	100	0	0	0	100	0	24	23	0	47	318
8:45 AM	12	34	0	0	46	17	32	80	0	129	84	0	0	0	84	0	27	24	0	51	310
<b>Total</b>	42	159	1	0	202	44	114	291	0	449	364	0	0	0	364	16	94	101	0	211	1226
9:00 AM	5	32	1	0	38	15	38	73	0	126	106	0	0	0	106	0	32	15	0	47	317
9:15 AM	7	36	0	0	43	7	20	56	0	83	83	0	0	0	83	0	22	14	0	36	245
<b>Total</b>	12	68	1	0	81	22	58	129	0	209	189	0	0	0	189	0	54	29	0	83	562
Grand Total	70	308	2	0	380	95	196	557	0	848	718	0	0	0	718	30	176	171	0	377	2323
Approach %	18.4	81.1	0.5	0.0		11.2	23.1	65.7	0.0		100.0	0.0	0.0	0.0		8.0	46.7	45.4	0.0		
Total %	3.0	13.3	0.1	0.0	16.4	4.1	8.4	24.0	0.0	36.5	30.9	0.0	0.0	0.0	30.9	1.3	7.6	7.4	0.0	16.2	
Exiting Leg Total	266					896					895					266					2323

Peak Hour Analysis from 07:30 AM to 09:30 AM begins at:

	Fulkerson Street					Binney Street					Galileo-Galilei Way					Binney Street					Total
	from North					from East					from West					from Northwest					
	Hard Right	Right	Left	U-Turn	Total	Right	Bear Right	Thru	U-Turn	Total	Thru	Left	Hard Left	U-Turn	Total	Hard Right	Bear Left	Hard Left	U-Turn	Total	
8:15 AM	9	44	0	0	53	8	38	72	0	118	99	0	0	0	99	8	21	22	0	51	321
8:30 AM	11	50	1	0	62	10	25	74	0	109	100	0	0	0	100	0	24	23	0	47	318
8:45 AM	12	34	0	0	46	17	32	80	0	129	84	0	0	0	84	0	27	24	0	51	310
9:00 AM	5	32	1	0	38	15	38	73	0	126	106	0	0	0	106	0	32	15	0	47	317
Total Volume	37	160	2	0	199	50	133	299	0	482	389	0	0	0	389	8	104	84	0	196	1266
% Approach Total	18.6	80.4	1.0	0.0		10.4	27.6	62.0	0.0		100.0	0.0	0.0	0.0		4.1	53.1	42.9	0.0		
PHF	0.771	0.800	0.500	0.000	0.802	0.735	0.875	0.934	0.000	0.934	0.917	0.000	0.000	0.000	0.917	0.250	0.813	0.875	0.000	0.961	0.986
Entering Leg	37	160	2	0	199	50	133	299	0	482	389	0	0	0	389	8	104	84	0	196	1266
Exiting Leg	134					495					467					170					1266
Total	333					977					856					366					2532

PDI File #: **186556 E**  
 Location: **N: Fulkerson Street NW: Binney Street**  
 Location: **E: Binney Street W: Galileo-Galilei Way**  
 City, State: **Cambridge, MA**  
 Client: **VHB/ S. Mandzo-Predzic**  
 Site Code: **TBA**  
 Count Date: **Thursday, November 15, 2018**  
 Start Time: **7:30 AM**  
 End Time: **9:30 AM**  
 Class:



46 Morton Street, Framingham, MA 01702  
 Office: 508-875-0100 Fax: 508-875-0118  
 Email: datarequests@pdilic.com

**Heavy Vehicles-Combined (Buses, Single-Unit Trucks, Articulated Trucks)**

	Fulkerson Street					Binney Street					Galileo-Galilei Way					Binney Street					Total
	from North					from East					from West					from Northwest					
	Hard Right	Right	Left	U-Turn	Total	Right	Bear Right	Thru	U-Turn	Total	Thru	Left	Hard Left	U-Turn	Total	Hard Right	Bear Left	Hard Left	U-Turn	Total	
7:30 AM	0	1	0	0	1	0	0	16	1	17	14	0	0	0	14	1	0	0	0	1	33
7:45 AM	0	0	0	0	0	1	0	15	0	16	16	0	0	0	16	0	0	1	0	1	33
<b>Total</b>	0	1	0	0	1	1	0	31	1	33	30	0	0	0	30	1	0	1	0	2	66
8:00 AM	0	2	0	0	2	0	1	18	0	19	20	0	0	0	20	4	1	0	0	5	46
8:15 AM	0	1	0	0	1	0	1	19	0	20	18	0	0	0	18	1	0	0	0	1	40
8:30 AM	0	1	1	0	2	0	3	11	0	14	11	0	0	0	11	0	1	3	0	4	31
8:45 AM	0	3	0	0	3	1	1	13	1	16	16	0	0	0	16	0	2	2	0	4	39
<b>Total</b>	0	7	1	0	8	1	6	61	1	69	65	0	0	0	65	5	4	5	0	14	156
9:00 AM	0	1	0	0	1	0	1	19	0	20	15	0	0	0	15	0	1	3	0	4	40
9:15 AM	0	1	0	0	1	0	1	15	0	16	16	0	0	0	16	0	1	0	0	1	34
<b>Total</b>	0	2	0	0	2	0	2	34	0	36	31	0	0	0	31	0	2	3	0	5	74
<b>Grand Total</b>	0	10	1	0	11	2	8	126	2	138	126	0	0	0	126	6	6	9	0	21	296
Approach %	0.0	90.9	9.1	0.0		1.4	5.8	91.3	1.4		100.0	0.0	0.0	0.0		28.6	28.6	42.9	0.0		
Total %	0.0	3.4	0.3	0.0	3.7	0.7	2.7	42.6	0.7	46.6	42.6	0.0	0.0	0.0	42.6	2.0	2.0	3.0	0.0	7.1	
<b>Exiting Leg Total</b>	11					135					142					8					296
Buses	0	1	0	0	1	0	0	24	0	24	40	0	0	0	40	0	0	1	0	1	66
% Buses	0.0	10.0	0.0	0.0	9.1	0.0	0.0	19.0	0.0	17.4	31.7	0.0	0.0	0.0	31.7	0.0	0.0	11.1	0.0	4.8	22.3
Exiting Leg Total	1					40					25					0					66
Single-Unit Trucks	0	9	1	0	10	1	8	94	2	105	73	0	0	0	73	6	6	8	0	20	208
% Single-Unit	0.0	90.0	100.0	0.0	90.9	50.0	100.0	74.6	100.0	76.1	57.9	0.0	0.0	0.0	57.9	100.0	100.0	88.9	0.0	95.2	70.3
Exiting Leg Total	9					82					109					8					208
Articulated Trucks	0	0	0	0	0	1	0	8	0	9	13	0	0	0	13	0	0	0	0	0	22
% Articulated	0.0	0.0	0.0	0.0	0.0	50.0	0.0	6.3	0.0	6.5	10.3	0.0	0.0	0.0	10.3	0.0	0.0	0.0	0.0	0.0	7.4
Exiting Leg Total	1					13					8					0					22

**Peak Hour Analysis from 07:30 AM to 09:30 AM begins at:**

	Fulkerson Street					Binney Street					Galileo-Galilei Way					Binney Street					Total
	from North					from East					from West					from Northwest					
	Hard Right	Right	Left	U-Turn	Total	Right	Bear Right	Thru	U-Turn	Total	Thru	Left	Hard Left	U-Turn	Total	Hard Right	Bear Left	Hard Left	U-Turn	Total	
8:00 AM	0	2	0	0	2	0	1	18	0	19	20	0	0	0	20	4	1	0	0	5	46
8:15 AM	0	1	0	0	1	0	1	19	0	20	18	0	0	0	18	1	0	0	0	1	40
8:30 AM	0	1	1	0	2	0	3	11	0	14	11	0	0	0	11	0	1	3	0	4	31
8:45 AM	0	3	0	0	3	1	1	13	1	16	16	0	0	0	16	0	2	2	0	4	39
<b>Total Volume</b>	0	7	1	0	8	1	6	61	1	69	65	0	0	0	65	5	4	5	0	14	156
<b>% Approach Total</b>	0.0	87.5	12.5	0.0		1.4	8.7	88.4	1.4		100.0	0.0	0.0	0.0		35.7	28.6	35.7	0.0		
<b>PHF</b>	0.000	0.583	0.250	0.000	0.667	0.250	0.500	0.803	0.250	0.863	0.813	0.000	0.000	0.000	0.813	0.313	0.500	0.417	0.000	0.700	0.848
Buses	0	1	0	0	1	0	0	10	0	10	22	0	0	0	22	0	0	0	0	0	33
Buses %	0.0	14.3	0.0	0.0	12.5	0.0	0.0	16.4	0.0	14.5	33.8	0.0	0.0	0.0	33.8	0.0	0.0	0.0	0.0	0.0	21.2
Single-Unit Trucks	0	6	1	0	7	1	6	47	1	55	38	0	0	0	38	5	4	5	0	14	114
Single-Unit %	0.0	85.7	100.0	0.0	87.5	100.0	100.0	77.0	100.0	79.7	58.5	0.0	0.0	0.0	58.5	100.0	100.0	100.0	0.0	100.0	73.1
Articulated Trucks	0	0	0	0	0	0	0	4	0	4	5	0	0	0	5	0	0	0	0	0	9
Articulated %	0.0	0.0	0.0	0.0	0.0	0.0	0.0	6.6	0.0	5.8	7.7	0.0	0.0	0.0	7.7	0.0	0.0	0.0	0.0	0.0	5.8
Buses	0	1	0	0	1	0	0	10	0	10	22	0	0	0	22	0	0	0	0	0	33
Single-Unit Trucks	0	6	1	0	7	1	6	47	1	55	38	0	0	0	38	5	4	5	0	14	114
Articulated Trucks	0	0	0	0	0	0	0	4	0	4	5	0	0	0	5	0	0	0	0	0	9
<b>Total Entering Leg</b>	0	7	1	0	8	1	6	61	1	69	65	0	0	0	65	5	4	5	0	14	156
Buses	0					22					11					0					33
Single-Unit Trucks	6					44					58					6					114
Articulated Trucks	0					5					4					0					9
<b>Total Exiting Leg</b>	6					71					73					6					156

PDI File #: **186556 E**  
 Location: **N: Fulkerson Street NW: Binney Street**  
 Location: **E: Binney Street W: Galileo-Galilei Way**  
 City, State: **Cambridge, MA**  
 Client: **VHB/ S. Mandzo-Predzic**  
 Site Code: **TBA**  
 Count Date: **Thursday, November 15, 2018**  
 Start Time: **7:30 AM**  
 End Time: **9:30 AM**  
 Class:



46 Morton Street, Framingham, MA 01702  
 Office: 508-875-0100 Fax: 508-875-0118  
 Email: datarequests@pdilic.com

**Cars**

	Fulkerson Street					Binney Street					Galileo-Galilei Way					Binney Street					Total
	from North					from East					from West					from Northwest					
	Hard Right	Right	Left	U-Turn	Total	Right	Bear Right	Thru	U-Turn	Total	Thru	Left	Hard Left	U-Turn	Total	Hard Right	Bear Left	Hard Left	U-Turn	Total	
7:30 AM	6	34	0	0	40	13	11	60	0	84	60	0	0	0	60	5	11	15	0	31	215
7:45 AM	8	38	0	0	46	15	11	57	0	83	91	0	0	0	91	2	14	21	0	37	257
<b>Total</b>	<b>14</b>	<b>72</b>	<b>0</b>	<b>0</b>	<b>86</b>	<b>28</b>	<b>22</b>	<b>117</b>	<b>0</b>	<b>167</b>	<b>151</b>	<b>0</b>	<b>0</b>	<b>0</b>	<b>151</b>	<b>7</b>	<b>25</b>	<b>36</b>	<b>0</b>	<b>68</b>	<b>472</b>
8:00 AM	9	29	0	0	38	9	18	55	0	82	76	0	0	0	76	6	21	27	0	54	250
8:15 AM	8	39	0	0	47	8	35	62	0	105	89	0	0	0	89	6	20	19	0	45	286
8:30 AM	11	47	1	0	59	9	25	66	0	100	84	0	0	0	84	0	24	21	0	45	288
8:45 AM	12	33	0	0	45	15	29	67	0	111	80	0	0	0	80	0	26	18	0	44	280
<b>Total</b>	<b>40</b>	<b>148</b>	<b>1</b>	<b>0</b>	<b>189</b>	<b>41</b>	<b>107</b>	<b>250</b>	<b>0</b>	<b>398</b>	<b>329</b>	<b>0</b>	<b>0</b>	<b>0</b>	<b>329</b>	<b>12</b>	<b>91</b>	<b>85</b>	<b>0</b>	<b>188</b>	<b>1104</b>
9:00 AM	5	26	1	0	32	15	37	65	0	117	99	0	0	0	99	0	31	14	0	45	293
9:15 AM	6	31	0	0	37	6	18	48	0	72	77	0	0	0	77	0	22	13	0	35	221
<b>Total</b>	<b>11</b>	<b>57</b>	<b>1</b>	<b>0</b>	<b>69</b>	<b>21</b>	<b>55</b>	<b>113</b>	<b>0</b>	<b>189</b>	<b>176</b>	<b>0</b>	<b>0</b>	<b>0</b>	<b>176</b>	<b>0</b>	<b>53</b>	<b>27</b>	<b>0</b>	<b>80</b>	<b>514</b>
Grand Total	65	277	2	0	344	90	184	480	0	754	656	0	0	0	656	19	169	148	0	336	2090
Approach %	18.9	80.5	0.6	0.0		11.9	24.4	63.7	0.0		100.0	0.0	0.0	0.0		5.7	50.3	44.0	0.0		
Total %	3.1	13.3	0.1	0.0	16.5	4.3	8.8	23.0	0.0	36.1	31.4	0.0	0.0	0.0	31.4	0.9	8.1	7.1	0.0	16.1	
Exiting Leg Total	238					827					776					249					2090

Peak Hour Analysis from 07:30 AM to 09:30 AM begins at:

	Fulkerson Street					Binney Street					Galileo-Galilei Way					Binney Street					Total
	from North					from East					from West					from Northwest					
	Hard Right	Right	Left	U-Turn	Total	Right	Bear Right	Thru	U-Turn	Total	Thru	Left	Hard Left	U-Turn	Total	Hard Right	Bear Left	Hard Left	U-Turn	Total	
8:15 AM	8	39	0	0	47	8	35	62	0	105	89	0	0	0	89	6	20	19	0	45	286
8:30 AM	11	47	1	0	59	9	25	66	0	100	84	0	0	0	84	0	24	21	0	45	288
8:45 AM	12	33	0	0	45	15	29	67	0	111	80	0	0	0	80	0	26	18	0	44	280
9:00 AM	5	26	1	0	32	15	37	65	0	117	99	0	0	0	99	0	31	14	0	45	293
Total Volume	36	145	2	0	183	47	126	260	0	433	352	0	0	0	352	6	101	72	0	179	1147
% Approach Total	19.7	79.2	1.1	0.0		10.9	29.1	60.0	0.0		100.0	0.0	0.0	0.0		3.4	56.4	40.2	0.0		
PHF	0.750	0.771	0.500	0.000	0.775	0.783	0.851	0.970	0.000	0.925	0.889	0.000	0.000	0.000	0.889	0.250	0.815	0.857	0.000	0.994	0.979
Entering Leg	36	145	2	0	183	47	126	260	0	433	352	0	0	0	352	6	101	72	0	179	1147
Exiting Leg	119					455					411					162					1147
Total	302					888					763					341					2294

PDI File #: **186556 E**  
 Location: **N: Fulkerson Street NW: Binney Street**  
 Location: **E: Binney Street W: Galileo-Galilei Way**  
 City, State: **Cambridge, MA**  
 Client: **VHB/ S. Mandzo-Predzic**  
 Site Code: **TBA**  
 Count Date: **Thursday, November 15, 2018**  
 Start Time: **7:30 AM**  
 End Time: **9:30 AM**  
 Class: **Light Goods Vehicle**



46 Morton Street, Framingham, MA 01702  
 Office: 508-875-0100 Fax: 508-875-0118  
 Email: datarequests@pdilic.com

**Light Goods Vehicle**

	Fulkerson Street					Binney Street					Galileo-Galilei Way					Binney Street					Total
	from North					from East					from West					from Northwest					
	Hard Right	Right	Left	U-Turn	Total	Right	Bear Right	Thru	U-Turn	Total	Thru	Left	Hard Left	U-Turn	Total	Hard Right	Bear Left	Hard Left	U-Turn	Total	
7:30 AM	0	5	0	0	5	0	2	15	0	17	4	0	0	0	4	4	0	2	0	6	32
7:45 AM	1	4	0	0	5	1	0	5	0	6	10	0	0	0	10	3	3	3	0	9	30
<b>Total</b>	<b>1</b>	<b>9</b>	<b>0</b>	<b>0</b>	<b>10</b>	<b>1</b>	<b>2</b>	<b>20</b>	<b>0</b>	<b>23</b>	<b>14</b>	<b>0</b>	<b>0</b>	<b>0</b>	<b>14</b>	<b>7</b>	<b>3</b>	<b>5</b>	<b>0</b>	<b>15</b>	<b>62</b>
8:00 AM	1	2	0	0	3	0	1	10	0	11	5	0	0	0	5	2	1	5	0	8	27
8:15 AM	1	4	0	0	5	0	3	10	0	13	9	0	0	0	9	2	0	3	0	5	32
8:30 AM	0	3	0	0	3	1	0	8	0	9	16	0	0	0	16	0	0	2	0	2	30
8:45 AM	0	1	0	0	1	2	3	12	0	17	4	0	0	0	4	0	1	6	0	7	29
<b>Total</b>	<b>2</b>	<b>10</b>	<b>0</b>	<b>0</b>	<b>12</b>	<b>3</b>	<b>7</b>	<b>40</b>	<b>0</b>	<b>50</b>	<b>34</b>	<b>0</b>	<b>0</b>	<b>0</b>	<b>34</b>	<b>4</b>	<b>2</b>	<b>16</b>	<b>0</b>	<b>22</b>	<b>118</b>
9:00 AM	0	6	0	0	6	0	1	8	0	9	7	0	0	0	7	0	0	1	0	1	23
9:15 AM	1	5	0	0	6	1	2	8	0	11	6	0	0	0	6	0	0	1	0	1	24
<b>Total</b>	<b>1</b>	<b>11</b>	<b>0</b>	<b>0</b>	<b>12</b>	<b>1</b>	<b>3</b>	<b>16</b>	<b>0</b>	<b>20</b>	<b>13</b>	<b>0</b>	<b>0</b>	<b>0</b>	<b>13</b>	<b>0</b>	<b>0</b>	<b>2</b>	<b>0</b>	<b>2</b>	<b>47</b>
Grand Total	4	30	0	0	34	5	12	76	0	93	61	0	0	0	61	11	5	23	0	39	227
Approach %	11.8	88.2	0.0	0.0		5.4	12.9	81.7	0.0		100.0	0.0	0.0	0.0		28.2	12.8	59.0	0.0		
Total %	1.8	13.2	0.0	0.0	15.0	2.2	5.3	33.5	0.0	41.0	26.9	0.0	0.0	0.0	26.9	4.8	2.2	10.1	0.0	17.2	
Exiting Leg Total	28					66					117					16					227

Peak Hour Analysis from 07:30 AM to 09:30 AM begins at:

	Fulkerson Street					Binney Street					Galileo-Galilei Way					Binney Street					Total
	from North					from East					from West					from Northwest					
	Hard Right	Right	Left	U-Turn	Total	Right	Bear Right	Thru	U-Turn	Total	Thru	Left	Hard Left	U-Turn	Total	Hard Right	Bear Left	Hard Left	U-Turn	Total	
7:30 AM	0	5	0	0	5	0	2	15	0	17	4	0	0	0	4	4	0	2	0	6	32
7:45 AM	1	4	0	0	5	1	0	5	0	6	10	0	0	0	10	3	3	3	0	9	30
8:00 AM	1	2	0	0	3	0	1	10	0	11	5	0	0	0	5	2	1	5	0	8	27
8:15 AM	1	4	0	0	5	0	3	10	0	13	9	0	0	0	9	2	0	3	0	5	32
Total Volume	3	15	0	0	18	1	6	40	0	47	28	0	0	0	28	11	4	13	0	28	121
% Approach Total	16.7	83.3	0.0	0.0		2.1	12.8	85.1	0.0		100.0	0.0	0.0	0.0		39.3	14.3	46.4	0.0		
PHF	0.750	0.750	0.000	0.000	0.900	0.250	0.500	0.667	0.000	0.691	0.700	0.000	0.000	0.000	0.700	0.688	0.333	0.650	0.000	0.778	0.945
Entering Leg	3	15	0	0	18	1	6	40	0	47	28	0	0	0	28	11	4	13	0	28	121
Exiting Leg	14					32					66					9					121
Total	32					79					94					37					242



PDI File #: **186556 E**  
 Location: **N: Fulkerson Street NW: Binney Street**  
 Location: **E: Binney Street W: Galileo-Galilei Way**  
 City, State: **Cambridge, MA**  
 Client: **VHB/ S. Mandzo-Predzic**  
 Site Code: **TBA**  
 Count Date: **Thursday, November 15, 2018**  
 Start Time: **7:30 AM**  
 End Time: **9:30 AM**  
 Class:



46 Morton Street, Framingham, MA 01702  
 Office: 508-875-0100 Fax: 508-875-0118  
 Email: datarequests@pdilic.com

**Buses**

	Fulkerson Street					Binney Street					Galileo-Galilei Way					Binney Street					Total					
	from North					from East					from West					from Northwest										
	Hard Right	Right	Left	U-Turn	Total	Right	Bear Right	Thru	U-Turn	Total	Thru	Left	Hard Left	U-Turn	Total	Hard Right	Bear Left	Hard Left	U-Turn	Total						
7:30 AM	0	0	0	0	0	0	0	3	0	3	2	0	0	0	2	0	0	0	0	0	5					
7:45 AM	0	0	0	0	0	0	0	5	0	5	6	0	0	0	6	0	0	0	0	0	11					
<b>Total</b>	0	0	0	0	0	0	0	8	0	8	8	0	0	0	8	0	0	0	0	0	16					
8:00 AM	0	1	0	0	1	0	0	4	0	4	7	0	0	0	7	0	0	0	0	0	12					
8:15 AM	0	0	0	0	0	0	0	2	0	2	6	0	0	0	6	0	0	0	0	0	8					
8:30 AM	0	0	0	0	0	0	0	1	0	1	5	0	0	0	5	0	0	0	0	0	6					
8:45 AM	0	0	0	0	0	0	0	3	0	3	4	0	0	0	4	0	0	0	0	0	7					
<b>Total</b>	0	1	0	0	1	0	0	10	0	10	22	0	0	0	22	0	0	0	0	0	33					
9:00 AM	0	0	0	0	0	0	0	4	0	4	4	0	0	0	4	0	0	1	0	1	9					
9:15 AM	0	0	0	0	0	0	0	2	0	2	6	0	0	0	6	0	0	0	0	0	8					
<b>Total</b>	0	0	0	0	0	0	0	6	0	6	10	0	0	0	10	0	0	1	0	1	17					
<b>Grand Total</b>	0	1	0	0	1	0	0	24	0	24	40	0	0	0	40	0	0	1	0	1	66					
Approach %	0.0	100.0	0.0	0.0		0.0	0.0	100.0	0.0		100.0	0.0	0.0	0.0		0.0	0.0	100.0	0.0							
Total %	0.0	1.5	0.0	0.0	1.5	0.0	0.0	36.4	0.0	36.4	60.6	0.0	0.0	0.0	60.6	0.0	0.0	1.5	0.0	1.5						
Exiting Leg Total						1					40					25					0					66

**Peak Hour Analysis from 07:30 AM to 09:30 AM begins at:**

	Fulkerson Street					Binney Street					Galileo-Galilei Way					Binney Street					Total					
	from North					from East					from West					from Northwest										
	Hard Right	Right	Left	U-Turn	Total	Right	Bear Right	Thru	U-Turn	Total	Thru	Left	Hard Left	U-Turn	Total	Hard Right	Bear Left	Hard Left	U-Turn	Total						
7:45 AM	0	0	0	0	0	0	0	5	0	5	6	0	0	0	6	0	0	0	0	0	11					
8:00 AM	0	1	0	0	1	0	0	4	0	4	7	0	0	0	7	0	0	0	0	0	12					
8:15 AM	0	0	0	0	0	0	0	2	0	2	6	0	0	0	6	0	0	0	0	0	8					
8:30 AM	0	0	0	0	0	0	0	1	0	1	5	0	0	0	5	0	0	0	0	0	6					
<b>Total Volume</b>	0	1	0	0	1	0	0	12	0	12	24	0	0	0	24	0	0	0	0	0	37					
% Approach Total	0.0	100.0	0.0	0.0		0.0	0.0	100.0	0.0		100.0	0.0	0.0	0.0		0.0	0.0	0.0	0.0							
PHF	0.000	0.250	0.000	0.000	0.250	0.000	0.000	0.600	0.000	0.600	0.857	0.000	0.000	0.000	0.857	0.000	0.000	0.000	0.000	0.000	0.771					
Entering Leg	0	1	0	0	1	0	0	12	0	12	24	0	0	0	24	0	0	0	0	0	37					
Exiting Leg						0					24					13					0					
<b>Total</b>						1					36					37					0					74

PDI File #: **186556 E**  
 Location: **N: Fulkerson Street NW: Binney Street**  
 Location: **E: Binney Street W: Galileo-Galilei Way**  
 City, State: **Cambridge, MA**  
 Client: **VHB/ S. Mandzo-Predzic**  
 Site Code: **TBA**  
 Count Date: **Thursday, November 15, 2018**  
 Start Time: **7:30 AM**  
 End Time: **9:30 AM**  
 Class:



46 Morton Street, Framingham, MA 01702  
 Office: 508-875-0100 Fax: 508-875-0118  
 Email: datarequests@pdilic.com

**Single-Unit Trucks**

	Fulkerson Street					Binney Street					Galileo-Galilei Way					Binney Street					Total	
	from North					from East					from West					from Northwest						
	Hard Right	Right	Left	U-Turn	Total	Right	Bear Right	Thru	U-Turn	Total	Thru	Left	Hard Left	U-Turn	Total	Hard Right	Bear Left	Hard Left	U-Turn	Total		
7:30 AM	0	1	0	0	1	0	0	12	1	13	9	0	0	0	9	1	0	0	0	1	24	
7:45 AM	0	0	0	0	0	0	0	10	0	10	9	0	0	0	9	0	0	1	0	1	20	
<b>Total</b>	0	1	0	0	1	0	0	22	1	23	18	0	0	0	18	1	0	1	0	2	44	
8:00 AM	0	1	0	0	1	0	1	13	0	14	9	0	0	0	9	4	1	0	0	5	29	
8:15 AM	0	1	0	0	1	0	1	16	0	17	11	0	0	0	11	1	0	0	0	1	30	
8:30 AM	0	1	1	0	2	0	3	10	0	13	6	0	0	0	6	0	1	3	0	4	25	
8:45 AM	0	3	0	0	3	1	1	8	1	11	12	0	0	0	12	0	2	2	0	4	30	
<b>Total</b>	0	6	1	0	7	1	6	47	1	55	38	0	0	0	38	5	4	5	0	14	114	
9:00 AM	0	1	0	0	1	0	1	14	0	15	9	0	0	0	9	0	1	2	0	3	28	
9:15 AM	0	1	0	0	1	0	1	11	0	12	8	0	0	0	8	0	1	0	0	1	22	
<b>Total</b>	0	2	0	0	2	0	2	25	0	27	17	0	0	0	17	0	2	2	0	4	50	
<b>Grand Total</b>	0	9	1	0	10	1	8	94	2	105	73	0	0	0	73	6	6	8	0	20	208	
Approach %	0.0	90.0	10.0	0.0		1.0	7.6	89.5	1.9		100.0	0.0	0.0	0.0		30.0	30.0	40.0	0.0			
Total %	0.0	4.3	0.5	0.0	4.8	0.5	3.8	45.2	1.0	50.5	35.1	0.0	0.0	0.0	35.1	2.9	2.9	3.8	0.0	9.6		
Exiting Leg Total						9					82					109					8	208

Peak Hour Analysis from 07:30 AM to 09:30 AM begins at:

8:00 AM	Fulkerson Street					Binney Street					Galileo-Galilei Way					Binney Street					Total	
	from North					from East					from West					from Northwest						
	Hard Right	Right	Left	U-Turn	Total	Right	Bear Right	Thru	U-Turn	Total	Thru	Left	Hard Left	U-Turn	Total	Hard Right	Bear Left	Hard Left	U-Turn	Total		
8:00 AM	0	1	0	0	1	0	1	13	0	14	9	0	0	0	9	4	1	0	0	5	29	
8:15 AM	0	1	0	0	1	0	1	16	0	17	11	0	0	0	11	1	0	0	0	1	30	
8:30 AM	0	1	1	0	2	0	3	10	0	13	6	0	0	0	6	0	1	3	0	4	25	
8:45 AM	0	3	0	0	3	1	1	8	1	11	12	0	0	0	12	0	2	2	0	4	30	
<b>Total Volume</b>	0	6	1	0	7	1	6	47	1	55	38	0	0	0	38	5	4	5	0	14	114	
% Approach Total	0.0	85.7	14.3	0.0		1.8	10.9	85.5	1.8		100.0	0.0	0.0	0.0		35.7	28.6	35.7	0.0			
PHF	0.000	0.500	0.250	0.000	0.583	0.250	0.500	0.734	0.250	0.809	0.792	0.000	0.000	0.000	0.792	0.313	0.500	0.417	0.000	0.700	0.950	
Entering Leg	0	6	1	0	7	1	6	47	1	55	38	0	0	0	38	5	4	5	0	14	114	
Exiting Leg						6					44					58					6	114
<b>Total</b>						13					99					96					20	228

PDI File #: **186556 E**  
 Location: **N: Fulkerson Street NW: Binney Street**  
 Location: **E: Binney Street W: Galileo-Galilei Way**  
 City, State: **Cambridge, MA**  
 Client: **VHB/ S. Mandzo-Predzic**  
 Site Code: **TBA**  
 Count Date: **Thursday, November 15, 2018**  
 Start Time: **7:30 AM**  
 End Time: **9:30 AM**  
 Class:



46 Morton Street, Framingham, MA 01702  
 Office: 508-875-0100 Fax: 508-875-0118  
 Email: datarequests@pdilic.com

**Articulated Trucks**

	Fulkerson Street					Binney Street					Galileo-Galilei Way					Binney Street					Total					
	from North					from East					from West					from Northwest										
	Hard Right	Right	Left	U-Turn	Total	Right	Bear Right	Thru	U-Turn	Total	Thru	Left	Hard Left	U-Turn	Total	Hard Right	Bear Left	Hard Left	U-Turn	Total						
7:30 AM	0	0	0	0	0	0	0	1	0	1	3	0	0	0	3	0	0	0	0	0	4					
7:45 AM	0	0	0	0	0	1	0	0	0	1	1	0	0	0	1	0	0	0	0	0	2					
<b>Total</b>	0	0	0	0	0	1	0	1	0	2	4	0	0	0	4	0	0	0	0	0	6					
8:00 AM	0	0	0	0	0	0	0	1	0	1	4	0	0	0	4	0	0	0	0	0	5					
8:15 AM	0	0	0	0	0	0	0	1	0	1	1	0	0	0	1	0	0	0	0	0	2					
8:30 AM	0	0	0	0	0	0	0	0	0	0	0	0	0	0	0	0	0	0	0	0	0					
8:45 AM	0	0	0	0	0	0	0	2	0	2	0	0	0	0	0	0	0	0	0	0	2					
<b>Total</b>	0	0	0	0	0	0	0	4	0	4	5	0	0	0	5	0	0	0	0	0	9					
9:00 AM	0	0	0	0	0	0	0	1	0	1	2	0	0	0	2	0	0	0	0	0	3					
9:15 AM	0	0	0	0	0	0	0	2	0	2	2	0	0	0	2	0	0	0	0	0	4					
<b>Total</b>	0	0	0	0	0	0	0	3	0	3	4	0	0	0	4	0	0	0	0	0	7					
<b>Grand Total</b>	0	0	0	0	0	1	0	8	0	9	13	0	0	0	13	0	0	0	0	0	22					
Approach %	0.0	0.0	0.0	0.0		11.1	0.0	88.9	0.0		100.0	0.0	0.0	0.0		0.0	0.0	0.0	0.0							
Total %	0.0	0.0	0.0	0.0	0.0	4.5	0.0	36.4	0.0	40.9	59.1	0.0	0.0	0.0	59.1	0.0	0.0	0.0	0.0	0.0						
Exiting Leg Total						1					13					8					0					22

Peak Hour Analysis from 07:30 AM to 09:30 AM begins at:

	Fulkerson Street					Binney Street					Galileo-Galilei Way					Binney Street					Total					
	from North					from East					from West					from Northwest										
	Hard Right	Right	Left	U-Turn	Total	Right	Bear Right	Thru	U-Turn	Total	Thru	Left	Hard Left	U-Turn	Total	Hard Right	Bear Left	Hard Left	U-Turn	Total						
7:30 AM	0	0	0	0	0	0	0	1	0	1	3	0	0	0	3	0	0	0	0	0	4					
7:45 AM	0	0	0	0	0	1	0	0	0	1	1	0	0	0	1	0	0	0	0	0	2					
8:00 AM	0	0	0	0	0	0	0	1	0	1	4	0	0	0	4	0	0	0	0	0	5					
8:15 AM	0	0	0	0	0	0	0	1	0	1	1	0	0	0	1	0	0	0	0	0	2					
<b>Total Volume</b>	0	0	0	0	0	1	0	3	0	4	9	0	0	0	9	0	0	0	0	0	13					
% Approach Total	0.0	0.0	0.0	0.0		25.0	0.0	75.0	0.0		100.0	0.0	0.0	0.0		0.0	0.0	0.0	0.0							
PHF	0.000	0.000	0.000	0.000	0.000	0.250	0.000	0.750	0.000	1.000	0.563	0.000	0.000	0.000	0.563	0.000	0.000	0.000	0.000	0.000	0.650					
Entering Leg						1					9					9					0					13
Exiting Leg						1					9					3					0					13
<b>Total</b>						1					13					12					0					26

PDI File #: 186556 E  
 Location: N: Fulkerson Street NW: Binney Street  
 Location: E: Binney Street W: Galileo-Galilei Way  
 City, State: Cambridge, MA  
 Client: VHB/ S. Mandzo-Predzic  
 Site Code: TBA  
 Count Date: Thursday, November 15, 2018  
 Start Time: 7:30 AM  
 End Time: 9:30 AM  
 Class:



46 Morton Street, Framingham, MA 01702  
 Office: 508-875-0100 Fax: 508-875-0118  
 Email: datarequests@pdilic.com

**Bicycles (on Roadway and Crosswalks)**

	Fulkerson Street								Binney Street								Galileo-Galilei Way								Binney Street								Total
	from North								from East								from West								from Northwest								
	Hard Right	Right	Left	U-Turn	CW-EB	CW-WB	Total		Right	Bear Right	Thru	U-Turn	CW-SB	CW-NB	Total		Thru	Left	Hard Left	U-Turn	CW-NB	CW-SB	Total		Hard Right	Bear Left	Hard Left	U-Turn	CW-NEB	CW-SWB	Total		
7:30 AM	0	2	0	0	0	0	2	1	0	2	0	0	0	3	4	1	0	0	0	0	0	5	0	3	3	0	0	0	6	16			
7:45 AM	0	3	1	0	0	0	4	0	0	4	0	0	0	4	5	0	0	0	0	0	0	5	0	3	1	0	0	0	4	17			
Total	0	5	1	0	0	0	6	1	0	6	0	0	0	7	9	1	0	0	0	0	0	10	0	6	4	0	0	0	10	33			
8:00 AM	1	3	0	0	0	0	4	1	1	0	0	0	0	2	6	1	0	0	0	0	0	7	0	2	0	0	0	1	3	16			
8:15 AM	1	7	0	0	0	0	8	1	1	9	0	0	0	11	4	1	0	0	0	0	0	5	0	4	1	0	0	0	5	29			
8:30 AM	1	6	1	0	0	0	8	0	2	4	0	0	1	7	4	1	0	0	0	0	1	6	0	1	2	0	0	0	3	24			
8:45 AM	0	6	1	0	1	1	9	0	1	11	0	0	0	12	8	1	0	0	0	0	3	12	0	2	1	0	0	0	3	36			
Total	3	22	2	0	1	1	29	2	5	24	0	0	1	32	22	4	0	0	0	0	4	30	0	9	4	0	0	1	14	105			
9:00 AM	1	9	1	0	0	0	11	1	0	5	0	1	0	7	8	1	0	0	0	0	0	9	0	2	4	0	0	0	6	33			
9:15 AM	0	7	1	0	0	0	8	0	0	8	0	0	0	8	5	1	0	0	0	0	0	6	0	2	1	0	0	0	3	25			
Total	1	16	2	0	0	0	19	1	0	13	0	1	0	15	13	2	0	0	0	0	0	15	0	4	5	0	0	0	9	58			
Grand Total	4	43	5	0	1	1	54	4	5	43	0	1	1	54	44	7	0	0	0	0	4	55	0	19	13	0	0	1	33	196			
Approach %	7.4	79.6	9.3	0.0	1.9	1.9		7.4	9.3	79.6	0.0	1.9	1.9		80.0	12.7	0.0	0.0	0.0	7.3		0.0	57.6	39.4	0.0	0.0	3.0						
Total %	2.0	21.9	2.6	0.0	0.5	0.5	27.6	2.0	2.6	21.9	0.0	0.5	0.5	27.6	22.4	3.6	0.0	0.0	0.0	2.0	28.1	0.0	9.7	6.6	0.0	0.0	0.5	16.8					
Exiting Leg Total	26							70							90							10							196				

Peak Hour Analysis from 07:30 AM to 09:30 AM begins at:

	Fulkerson Street								Binney Street								Galileo-Galilei Way								Binney Street								Total
	from North								from East								from West								from Northwest								
	Hard Right	Right	Left	U-Turn	CW-EB	CW-WB	Total		Right	Bear Right	Thru	U-Turn	CW-SB	CW-NB	Total		Thru	Left	Hard Left	U-Turn	CW-NB	CW-SB	Total		Hard Right	Bear Left	Hard Left	U-Turn	CW-NEB	CW-SWB	Total		
8:15 AM	1	7	0	0	0	0	8	1	1	9	0	0	0	11	4	1	0	0	0	0	5	0	4	1	0	0	0	5	29				
8:30 AM	1	6	1	0	0	0	8	0	2	4	0	0	1	7	4	1	0	0	0	0	1	6	0	1	2	0	0	0	3	24			
8:45 AM	0	6	1	0	1	1	9	0	1	11	0	0	0	12	8	1	0	0	0	0	3	12	0	2	1	0	0	0	3	36			
9:00 AM	1	9	1	0	0	0	11	1	0	5	0	1	0	7	8	1	0	0	0	0	0	9	0	2	4	0	0	0	6	33			
Total Volume	3	28	3	0	1	1	36	2	4	29	0	1	1	37	24	4	0	0	0	0	4	32	0	9	8	0	0	0	17	122			
% Approach Total	8.3	77.8	8.3	0.0	2.8	2.8		5.4	10.8	78.4	0.0	2.7	2.7		75.0	12.5	0.0	0.0	0.0	12.5		0.0	52.9	47.1	0.0	0.0	0.0						
PHF	0.750	0.778	0.750	0.000	0.250	0.250	0.818	0.500	0.500	0.659	0.000	0.250	0.250	0.771	0.750	1.000	0.000	0.000	0.000	0.333	0.667	0.000	0.563	0.500	0.000	0.000	0.000	0.708	0.847				
Entering Leg	3	28	3	0	1	1	36	2	4	29	0	1	1	37	24	4	0	0	0	0	4	32	0	9	8	0	0	0	17	122			
Exiting Leg	16							38							61							7							122				
Total	52							75							93							24							244				

PDI File #: 186556 E  
 Location: N: Fulkerson Street NW: Binney Street  
 Location: E: Binney Street W: Galileo-Galilei Way  
 City, State: Cambridge, MA  
 Client: VHB/ S. Mandzo-Predzic  
 Site Code: TBA  
 Count Date: Thursday, November 15, 2018  
 Start Time: 7:30 AM  
 End Time: 9:30 AM  
 Class:



46 Morton Street, Framingham, MA 01702  
 Office: 508-875-0100 Fax: 508-875-0118  
 Email: datarequests@pdilic.com

**Pedestrians**

	Fulkerson Street							Binney Street							Galileo-Galilei Way							Binney Street							Total
	from North							from East							from West							from Northwest							
	Hard Right	Right	Left	U-Turn	CW-EB	CW-WB	Total	Right	Bear Right	Thru	U-Turn	CW-SB	CW-NB	Total	Thru	Left	Hard Left	U-Turn	CW-NB	CW-SB	Total	Hard Right	Bear Left	Hard Left	U-Turn	CW-NEB	CW-SWB	Total	
7:30 AM	0	0	0	0	12	7	19	0	0	0	0	0	2	2	0	0	0	0	7	7	14	0	0	0	0	7	8	15	50
7:45 AM	0	0	0	0	11	12	23	0	0	0	0	2	3	5	0	0	0	0	6	11	17	0	0	0	0	11	14	25	70
Total	0	0	0	0	23	19	42	0	0	0	0	2	5	7	0	0	0	0	13	18	31	0	0	0	0	18	22	40	120
8:00 AM	0	0	0	0	14	9	23	0	0	0	0	1	8	9	0	0	0	0	2	14	16	0	0	0	0	14	12	26	74
8:15 AM	0	0	0	0	25	15	40	0	0	0	0	5	1	6	0	0	0	0	7	12	19	0	0	0	0	26	13	39	104
8:30 AM	0	0	0	0	16	10	26	0	0	0	0	1	7	8	0	0	0	0	11	19	30	0	0	0	0	25	18	43	107
8:45 AM	0	0	0	0	28	21	49	0	0	0	0	0	8	8	0	0	0	0	10	24	34	0	0	0	0	16	24	40	131
Total	0	0	0	0	83	55	138	0	0	0	0	7	24	31	0	0	0	0	30	69	99	0	0	0	0	81	67	148	416
9:00 AM	0	0	0	0	17	16	33	0	0	0	0	3	3	6	0	0	0	0	3	17	20	0	0	0	0	8	19	27	86
9:15 AM	0	0	0	0	11	18	29	0	0	0	0	1	4	5	0	0	0	0	5	10	15	0	0	0	0	4	22	26	75
Total	0	0	0	0	28	34	62	0	0	0	0	4	7	11	0	0	0	0	8	27	35	0	0	0	0	12	41	53	161
Grand Total	0	0	0	0	134	108	242	0	0	0	0	13	36	49	0	0	0	0	51	114	165	0	0	0	0	111	130	241	697
Approach %	0	0	0	0	55.4	44.6		0	0	0	0	26.5	73.5		0	0	0	0	30.9	69.1		0	0	0	0	46.1	53.9		
Total %	0	0	0	0	19.2	15.5	34.7	0	0	0	0	1.87	5.16	7.03	0	0	0	0	7.32	16.4	23.7	0	0	0	0	15.9	18.7	34.6	
Exiting Leg Total	242							49							165							241							697

Peak Hour Analysis from 07:30 AM to 09:30 AM begins at:

	Fulkerson Street							Binney Street							Galileo-Galilei Way							Binney Street							Total
	from North							from East							from West							from Northwest							
	Hard Right	Right	Left	U-Turn	CW-EB	CW-WB	Total	Right	Bear Right	Thru	U-Turn	CW-SB	CW-NB	Total	Thru	Left	Hard Left	U-Turn	CW-NB	CW-SB	Total	Hard Right	Bear Left	Hard Left	U-Turn	CW-NEB	CW-SWB	Total	
8:15 AM	0	0	0	0	25	15	40	0	0	0	0	5	1	6	0	0	0	0	7	12	19	0	0	0	0	26	13	39	104
8:30 AM	0	0	0	0	16	10	26	0	0	0	0	1	7	8	0	0	0	0	11	19	30	0	0	0	0	25	18	43	107
8:45 AM	0	0	0	0	28	21	49	0	0	0	0	0	8	8	0	0	0	0	10	24	34	0	0	0	0	16	24	40	131
9:00 AM	0	0	0	0	17	16	33	0	0	0	0	3	3	6	0	0	0	0	3	17	20	0	0	0	0	8	19	27	86
Total Volume	0	0	0	0	86	62	148	0	0	0	0	9	19	28	0	0	0	0	31	72	103	0	0	0	0	75	74	149	428
% Approach Total	0.0	0.0	0.0	0.0	58.1	41.9		0.0	0.0	0.0	0.0	32.1	67.9		0.0	0.0	0.0	0.0	30.1	69.9		0.0	0.0	0.0	0.0	50.3	49.7		
PHF	0.000	0.000	0.000	0.000	0.768	0.738	0.755	0.000	0.000	0.000	0.000	0.450	0.594	0.875	0.000	0.000	0.000	0.000	0.705	0.750	0.757	0.000	0.000	0.000	0.000	0.721	0.771	0.866	0.817
Entering Leg	0	0	0	0	86	62	148	0	0	0	0	9	19	28	0	0	0	0	31	72	103	0	0	0	0	75	74	149	428
Exiting Leg	148							28							103							149							428
Total	296							56							206							298							856

PDI File #: **186556 EE**  
 Location: **N: Fulkerson Street NW: Binney Street**  
 Location: **E: Binney Street W: Galileo-Galilei Way**  
 City, State: **Cambridge, MA**  
 Client: **VHB/ S. Mandzo-Predzic**  
 Site Code: **TBA**  
 Count Date: **Thursday, November 15, 2018**  
 Start Time: **4:30 PM**  
 End Time: **6:30 PM**  
 Class:



46 Morton Street, Framingham, MA 01702  
 Office: 508-875-0100 Fax: 508-875-0118  
 Email: datarequests@pdilic.com

**Cars and Heavy Vehicles (Combined)**

	Fulkerson Street					Binney Street					Galileo-Galilei Way					Binney Street					Total
	from North					from East					from West					from Northwest					
	Hard Right	Right	Left	U-Turn	Total	Right	Bear Right	Thru	U-Turn	Total	Thru	Left	Hard Left	U-Turn	Total	Hard Right	Bear Left	Hard Left	U-Turn	Total	
4:30 PM	5	47	0	0	52	9	4	72	0	85	158	1	0	0	159	23	31	50	0	104	400
4:45 PM	1	22	2	0	25	21	3	52	0	76	131	0	0	0	131	18	25	51	0	94	326
<b>Total</b>	<b>6</b>	<b>69</b>	<b>2</b>	<b>0</b>	<b>77</b>	<b>30</b>	<b>7</b>	<b>124</b>	<b>0</b>	<b>161</b>	<b>289</b>	<b>1</b>	<b>0</b>	<b>0</b>	<b>290</b>	<b>41</b>	<b>56</b>	<b>101</b>	<b>0</b>	<b>198</b>	<b>726</b>
5:00 PM	4	36	1	0	41	14	8	57	1	80	145	0	0	0	145	29	20	68	0	117	383
5:15 PM	3	30	0	0	33	16	6	72	0	94	160	1	0	0	161	38	32	78	0	148	436
5:30 PM	4	26	0	0	30	12	7	69	1	89	121	0	0	0	121	35	23	76	0	134	374
5:45 PM	3	22	3	0	28	18	2	68	0	88	135	0	0	0	135	23	42	68	1	134	385
<b>Total</b>	<b>14</b>	<b>114</b>	<b>4</b>	<b>0</b>	<b>132</b>	<b>60</b>	<b>23</b>	<b>266</b>	<b>2</b>	<b>351</b>	<b>561</b>	<b>1</b>	<b>0</b>	<b>0</b>	<b>562</b>	<b>125</b>	<b>117</b>	<b>290</b>	<b>1</b>	<b>533</b>	<b>1578</b>
6:00 PM	1	43	0	0	44	12	6	73	0	91	150	0	0	0	150	23	32	56	0	111	396
6:15 PM	1	32	1	0	34	4	3	50	0	57	136	0	0	0	136	29	28	39	0	96	323
<b>Total</b>	<b>2</b>	<b>75</b>	<b>1</b>	<b>0</b>	<b>78</b>	<b>16</b>	<b>9</b>	<b>123</b>	<b>0</b>	<b>148</b>	<b>286</b>	<b>0</b>	<b>0</b>	<b>0</b>	<b>286</b>	<b>52</b>	<b>60</b>	<b>95</b>	<b>0</b>	<b>207</b>	<b>719</b>
Grand Total	22	258	7	0	287	106	39	513	2	660	1136	2	0	0	1138	218	233	486	1	938	3023
Approach %	7.7	89.9	2.4	0.0		16.1	5.9	77.7	0.3		99.8	0.2	0.0	0.0		23.2	24.8	51.8	0.1		
Total %	0.7	8.5	0.2	0.0	9.5	3.5	1.3	17.0	0.1	21.8	37.6	0.1	0.0	0.0	37.6	7.2	7.7	16.1	0.0	31.0	
Exiting Leg Total	594					1378					989					62					3023
Cars	22	256	7	0	285	105	38	467	2	612	1084	2	0	0	1086	214	230	484	1	929	2912
% Cars	100.0	99.2	100.0	0.0	99.3	99.1	97.4	91.0	100.0	92.7	95.4	100.0	0.0	0.0	95.4	98.2	98.7	99.6	100.0	99.0	96.3
Exiting Leg Total	591					1323					937					61					2912
Heavy Vehicles	0	2	0	0	2	1	1	46	0	48	52	0	0	0	52	4	3	2	0	9	111
% Heavy Vehicles	0.0	0.8	0.0	0.0	0.7	0.9	2.6	9.0	0.0	7.3	4.6	0.0	0.0	0.0	4.6	1.8	1.3	0.4	0.0	1.0	3.7
Exiting Leg Total	3					55					52					1					111

Peak Hour Analysis from 04:30 PM to 06:30 PM begins at:

	Fulkerson Street					Binney Street					Galileo-Galilei Way					Binney Street					Total
	from North					from East					from West					from Northwest					
	Hard Right	Right	Left	U-Turn	Total	Right	Bear Right	Thru	U-Turn	Total	Thru	Left	Hard Left	U-Turn	Total	Hard Right	Bear Left	Hard Left	U-Turn	Total	
5:15 PM	3	30	0	0	33	16	6	72	0	94	160	1	0	0	161	38	32	78	0	148	436
5:30 PM	4	26	0	0	30	12	7	69	1	89	121	0	0	0	121	35	23	76	0	134	374
5:45 PM	3	22	3	0	28	18	2	68	0	88	135	0	0	0	135	23	42	68	1	134	385
6:00 PM	1	43	0	0	44	12	6	73	0	91	150	0	0	0	150	23	32	56	0	111	396
Total Volume	11	121	3	0	135	58	21	282	1	362	566	1	0	0	567	119	129	278	1	527	1591
% Approach Total	8.1	89.6	2.2	0.0		16.0	5.8	77.9	0.3		99.8	0.2	0.0	0.0		22.6	24.5	52.8	0.2		
PHF	0.688	0.703	0.250	0.000	0.767	0.806	0.750	0.966	0.250	0.963	0.884	0.250	0.000	0.000	0.880	0.783	0.768	0.891	0.250	0.890	0.912
Cars	11	119	3	0	133	58	21	262	1	342	545	1	0	0	546	118	126	278	1	523	1544
Cars %	100.0	98.3	100.0	0.0	98.5	100.0	100.0	92.9	100.0	94.5	96.3	100.0	0.0	0.0	96.3	99.2	97.7	100.0	100.0	99.2	97.0
Heavy Vehicles	0	2	0	0	2	0	0	20	0	20	21	0	0	0	21	1	3	0	0	4	47
Heavy Vehicles %	0.0	1.7	0.0	0.0	1.5	0.0	0.0	7.1	0.0	5.5	3.7	0.0	0.0	0.0	3.7	0.8	2.3	0.0	0.0	0.8	3.0
Cars Enter Leg	11	119	3	0	133	58	21	262	1	342	545	1	0	0	546	118	126	278	1	523	1544
Heavy Enter Leg	0	2	0	0	2	0	0	20	0	20	21	0	0	0	21	1	3	0	0	4	47
Total Entering Leg	11	121	3	0	135	58	21	282	1	362	566	1	0	0	567	119	129	278	1	527	1591
Cars Exiting Leg	337					675					499					33					1544
Heavy Exiting Leg	0					24					23					0					47
Total Exiting Leg	337					699					522					33					1591

PDI File #: **186556 EE**  
 Location: **N: Fulkerson Street NW: Binney Street**  
 Location: **E: Binney Street W: Galileo-Galilei Way**  
 City, State: **Cambridge, MA**  
 Client: **VHB/ S. Mandzo-Predzic**  
 Site Code: **TBA**  
 Count Date: **Thursday, November 15, 2018**  
 Start Time: **4:30 PM**  
 End Time: **6:30 PM**  
 Class:



**Cars-Combined (Motorcycles, Cars, Light Goods)**

	Fulkerson Street					Binney Street					Galileo-Galilei Way					Binney Street					Total
	from North					from East					from West					from Northwest					
	Hard Right	Right	Left	U-Turn	Total	Right	Bear Right	Thru	U-Turn	Total	Thru	Left	Hard Left	U-Turn	Total	Hard Right	Bear Left	Hard Left	U-Turn	Total	
4:30 PM	5	47	0	0	52	9	4	64	0	77	149	1	0	0	150	22	31	49	0	102	381
4:45 PM	1	22	2	0	25	20	3	45	0	68	119	0	0	0	119	18	25	51	0	94	306
<b>Total</b>	<b>6</b>	<b>69</b>	<b>2</b>	<b>0</b>	<b>77</b>	<b>29</b>	<b>7</b>	<b>109</b>	<b>0</b>	<b>145</b>	<b>268</b>	<b>1</b>	<b>0</b>	<b>0</b>	<b>269</b>	<b>40</b>	<b>56</b>	<b>100</b>	<b>0</b>	<b>196</b>	<b>687</b>
5:00 PM	4	36	1	0	41	14	7	52	1	74	140	0	0	0	140	28	20	67	0	115	370
5:15 PM	3	30	0	0	33	16	6	67	0	89	155	1	0	0	156	38	31	78	0	147	425
5:30 PM	4	26	0	0	30	12	7	65	1	85	114	0	0	0	114	35	23	76	0	134	363
5:45 PM	3	20	3	0	26	18	2	60	0	80	131	0	0	0	131	23	41	68	1	133	370
<b>Total</b>	<b>14</b>	<b>112</b>	<b>4</b>	<b>0</b>	<b>130</b>	<b>60</b>	<b>22</b>	<b>244</b>	<b>2</b>	<b>328</b>	<b>540</b>	<b>1</b>	<b>0</b>	<b>0</b>	<b>541</b>	<b>124</b>	<b>115</b>	<b>289</b>	<b>1</b>	<b>529</b>	<b>1528</b>
6:00 PM	1	43	0	0	44	12	6	70	0	88	145	0	0	0	145	22	31	56	0	109	386
6:15 PM	1	32	1	0	34	4	3	44	0	51	131	0	0	0	131	28	28	39	0	95	311
<b>Total</b>	<b>2</b>	<b>75</b>	<b>1</b>	<b>0</b>	<b>78</b>	<b>16</b>	<b>9</b>	<b>114</b>	<b>0</b>	<b>139</b>	<b>276</b>	<b>0</b>	<b>0</b>	<b>0</b>	<b>276</b>	<b>50</b>	<b>59</b>	<b>95</b>	<b>0</b>	<b>204</b>	<b>697</b>
Grand Total	22	256	7	0	285	105	38	467	2	612	1084	2	0	0	1086	214	230	484	1	929	2912
Approach %	7.7	89.8	2.5	0.0		17.2	6.2	76.3	0.3		99.8	0.2	0.0	0.0		23.0	24.8	52.1	0.1		
Total %	0.8	8.8	0.2	0.0	9.8	3.6	1.3	16.0	0.1	21.0	37.2	0.1	0.0	0.0	37.3	7.3	7.9	16.6	0.0	31.9	
Exiting Leg Total	591					1323					937					61					2912

Peak Hour Analysis from 04:30 PM to 06:30 PM begins at:

	Fulkerson Street					Binney Street					Galileo-Galilei Way					Binney Street					Total
	from North					from East					from West					from Northwest					
	Hard Right	Right	Left	U-Turn	Total	Right	Bear Right	Thru	U-Turn	Total	Thru	Left	Hard Left	U-Turn	Total	Hard Right	Bear Left	Hard Left	U-Turn	Total	
5:15 PM	3	30	0	0	33	16	6	67	0	89	155	1	0	0	156	38	31	78	0	147	425
5:30 PM	4	26	0	0	30	12	7	65	1	85	114	0	0	0	114	35	23	76	0	134	363
5:45 PM	3	20	3	0	26	18	2	60	0	80	131	0	0	0	131	23	41	68	1	133	370
6:00 PM	1	43	0	0	44	12	6	70	0	88	145	0	0	0	145	22	31	56	0	109	386
Total Volume	11	119	3	0	133	58	21	262	1	342	545	1	0	0	546	118	126	278	1	523	1544
% Approach Total	8.3	89.5	2.3	0.0		17.0	6.1	76.6	0.3		99.8	0.2	0.0	0.0		22.6	24.1	53.2	0.2		
PHF	0.688	0.692	0.250	0.000	0.756	0.806	0.750	0.936	0.250	0.961	0.879	0.250	0.000	0.000	0.875	0.776	0.768	0.891	0.250	0.889	0.908
Entering Leg	11	119	3	0	133	58	21	262	1	342	545	1	0	0	546	118	126	278	1	523	1544
Exiting Leg	337					675					499					33					1544
Total	470					1017					1045					556					3088

PDI File #: 186556 EE  
 Location: N: Fulkerson Street NW: Binney Street  
 Location: E: Binney Street W: Galileo-Galilei Way  
 City, State: Cambridge, MA  
 Client: VHB/ S. Mandzo-Predzic  
 Site Code: TBA  
 Count Date: Thursday, November 15, 2018  
 Start Time: 4:30 PM  
 End Time: 6:30 PM  
 Class: Heavy Vehicles-Combined (Buses, Single-Unit Trucks, Articulated Trucks)



	Fulkerson Street					Binney Street					Galileo-Galilei Way					Binney Street					Total
	from North					from East					from West					from Northwest					
	Hard Right	Right	Left	U-Turn	Total	Right	Bear Right	Thru	U-Turn	Total	Thru	Left	Hard Left	U-Turn	Total	Hard Right	Bear Left	Hard Left	U-Turn	Total	
4:30 PM	0	0	0	0	0	0	0	8	0	8	9	0	0	0	9	1	0	1	0	2	19
4:45 PM	0	0	0	0	0	1	0	7	0	8	12	0	0	0	12	0	0	0	0	0	20
<b>Total</b>	0	0	0	0	0	1	0	15	0	16	21	0	0	0	21	1	0	1	0	2	39
5:00 PM	0	0	0	0	0	0	1	5	0	6	5	0	0	0	5	1	0	1	0	2	13
5:15 PM	0	0	0	0	0	0	0	5	0	5	5	0	0	0	5	0	1	0	0	1	11
5:30 PM	0	0	0	0	0	0	0	4	0	4	7	0	0	0	7	0	0	0	0	0	11
5:45 PM	0	2	0	0	2	0	0	8	0	8	4	0	0	0	4	0	1	0	0	1	15
<b>Total</b>	0	2	0	0	2	0	1	22	0	23	21	0	0	0	21	1	2	1	0	4	50
6:00 PM	0	0	0	0	0	0	0	3	0	3	5	0	0	0	5	1	1	0	0	2	10
6:15 PM	0	0	0	0	0	0	0	6	0	6	5	0	0	0	5	1	0	0	0	1	12
<b>Total</b>	0	0	0	0	0	0	0	9	0	9	10	0	0	0	10	2	1	0	0	3	22
<b>Grand Total</b>	0	2	0	0	2	1	1	46	0	48	52	0	0	0	52	4	3	2	0	9	111
Approach %	0.0	100.0	0.0	0.0		2.1	2.1	95.8	0.0		100.0	0.0	0.0	0.0		44.4	33.3	22.2	0.0		
Total %	0.0	1.8	0.0	0.0	1.8	0.9	0.9	41.4	0.0	43.2	46.8	0.0	0.0	0.0	46.8	3.6	2.7	1.8	0.0	8.1	
Exiting Leg Total	3					55					52					1					111
Buses	0	0	0	0	0	0	1	28	0	29	27	0	0	0	27	0	0	0	0	0	56
% Buses	0.0	0.0	0.0	0.0	0.0	0.0	100.0	60.9	0.0	60.4	51.9	0.0	0.0	0.0	51.9	0.0	0.0	0.0	0.0	0.0	50.5
Exiting Leg Total	0					27					28					1					56
Single-Unit Trucks	0	2	0	0	2	1	0	17	0	18	22	0	0	0	22	3	3	2	0	8	50
% Single-Unit	0.0	100.0	0.0	0.0	100.0	100.0	0.0	37.0	0.0	37.5	42.3	0.0	0.0	0.0	42.3	75.0	100.0	100.0	0.0	88.9	45.0
Exiting Leg Total	3					25					22					0					50
Articulated Trucks	0	0	0	0	0	0	0	1	0	1	3	0	0	0	3	1	0	0	0	1	5
% Articulated	0.0	0.0	0.0	0.0	0.0	0.0	0.0	2.2	0.0	2.1	5.8	0.0	0.0	0.0	5.8	25.0	0.0	0.0	0.0	11.1	4.5
Exiting Leg Total	0					3					2					0					5

Peak Hour Analysis from 04:30 PM to 06:30 PM begins at:

	Fulkerson Street					Binney Street					Galileo-Galilei Way					Binney Street					Total
	from North					from East					from West					from Northwest					
	Hard Right	Right	Left	U-Turn	Total	Right	Bear Right	Thru	U-Turn	Total	Thru	Left	Hard Left	U-Turn	Total	Hard Right	Bear Left	Hard Left	U-Turn	Total	
4:30 PM	0	0	0	0	0	0	0	8	0	8	9	0	0	0	9	1	0	1	0	2	19
4:45 PM	0	0	0	0	0	1	0	7	0	8	12	0	0	0	12	0	0	0	0	0	20
5:00 PM	0	0	0	0	0	0	1	5	0	6	5	0	0	0	5	1	0	1	0	2	13
5:15 PM	0	0	0	0	0	0	0	5	0	5	5	0	0	0	5	0	1	0	0	1	11
<b>Total Volume</b>	0	0	0	0	0	1	1	25	0	27	31	0	0	0	31	2	1	2	0	5	63
<b>% Approach Total</b>	0.0	0.0	0.0	0.0		3.7	3.7	92.6	0.0		100.0	0.0	0.0	0.0		40.0	20.0	40.0	0.0		
PHF	0.000	0.000	0.000	0.000	0.000	0.250	0.250	0.781	0.000	0.844	0.646	0.000	0.000	0.000	0.646	0.500	0.250	0.500	0.000	0.625	0.788
Buses	0	0	0	0	0	0	1	16	0	17	17	0	0	0	17	0	0	0	0	0	34
Buses %	0.0	0.0	0.0	0.0	0.0	0.0	100.0	64.0	0.0	63.0	54.8	0.0	0.0	0.0	54.8	0.0	0.0	0.0	0.0	0.0	54.0
Single-Unit Trucks	0	0	0	0	0	1	0	9	0	10	12	0	0	0	12	1	1	2	0	4	26
Single-Unit %	0.0	0.0	0.0	0.0	0.0	100.0	0.0	36.0	0.0	37.0	38.7	0.0	0.0	0.0	38.7	50.0	100.0	100.0	0.0	80.0	41.3
Articulated Trucks	0	0	0	0	0	0	0	0	0	0	2	0	0	0	2	1	0	0	0	1	3
Articulated %	0.0	0.0	0.0	0.0	0.0	0.0	0.0	0.0	0.0	0.0	6.5	0.0	0.0	0.0	6.5	50.0	0.0	0.0	0.0	20.0	4.8
Buses	0	0	0	0	0	0	1	16	0	17	17	0	0	0	17	0	0	0	0	0	34
Single-Unit Trucks	0	0	0	0	0	1	0	9	0	10	12	0	0	0	12	1	1	2	0	4	26
Articulated Trucks	0	0	0	0	0	0	0	0	0	0	2	0	0	0	2	1	0	0	0	1	3
<b>Total Entering Leg</b>	0	0	0	0	0	1	1	25	0	27	31	0	0	0	31	2	1	2	0	5	63
Buses	0					17					16					1					34
Single-Unit Trucks	3					13					10					0					26
Articulated Trucks	0					2					1					0					3
<b>Total Exiting Leg</b>	3					32					27					1					63



PDI File #: **186556 EE**  
 Location: **N: Fulkerson Street NW: Binney Street**  
 Location: **E: Binney Street W: Galileo-Galilei Way**  
 City, State: **Cambridge, MA**  
 Client: **VHB/ S. Mandzo-Predzic**  
 Site Code: **TBA**  
 Count Date: **Thursday, November 15, 2018**  
 Start Time: **4:30 PM**  
 End Time: **6:30 PM**  
 Class:



46 Morton Street, Framingham, MA 01702  
 Office: 508-875-0100 Fax: 508-875-0118  
 Email: datarequests@pdilic.com

**Cars**

	Fulkerson Street					Binney Street					Galileo-Galilei Way					Binney Street					Total
	from North					from East					from West					from Northwest					
	Hard Right	Right	Left	U-Turn	Total	Right	Bear Right	Thru	U-Turn	Total	Thru	Left	Hard Left	U-Turn	Total	Hard Right	Bear Left	Hard Left	U-Turn	Total	
4:30 PM	5	44	0	0	49	8	4	62	0	74	139	1	0	0	140	20	29	48	0	97	360
4:45 PM	1	22	2	0	25	20	3	42	0	65	115	0	0	0	115	16	24	50	0	90	295
<b>Total</b>	<b>6</b>	<b>66</b>	<b>2</b>	<b>0</b>	<b>74</b>	<b>28</b>	<b>7</b>	<b>104</b>	<b>0</b>	<b>139</b>	<b>254</b>	<b>1</b>	<b>0</b>	<b>0</b>	<b>255</b>	<b>36</b>	<b>53</b>	<b>98</b>	<b>0</b>	<b>187</b>	<b>655</b>
5:00 PM	4	34	1	0	39	14	6	48	1	69	134	0	0	0	134	28	19	63	0	110	352
5:15 PM	3	28	0	0	31	16	6	65	0	87	149	1	0	0	150	38	31	75	0	144	412
5:30 PM	4	26	0	0	30	12	7	60	1	80	110	0	0	0	110	35	23	70	0	128	348
5:45 PM	3	19	3	0	25	18	2	59	0	79	122	0	0	0	122	23	41	64	1	129	355
<b>Total</b>	<b>14</b>	<b>107</b>	<b>4</b>	<b>0</b>	<b>125</b>	<b>60</b>	<b>21</b>	<b>232</b>	<b>2</b>	<b>315</b>	<b>515</b>	<b>1</b>	<b>0</b>	<b>0</b>	<b>516</b>	<b>124</b>	<b>114</b>	<b>272</b>	<b>1</b>	<b>511</b>	<b>1467</b>
6:00 PM	1	43	0	0	44	12	6	69	0	87	138	0	0	0	138	21	30	52	0	103	372
6:15 PM	1	32	1	0	34	4	3	43	0	50	128	0	0	0	128	27	28	39	0	94	306
<b>Total</b>	<b>2</b>	<b>75</b>	<b>1</b>	<b>0</b>	<b>78</b>	<b>16</b>	<b>9</b>	<b>112</b>	<b>0</b>	<b>137</b>	<b>266</b>	<b>0</b>	<b>0</b>	<b>0</b>	<b>266</b>	<b>48</b>	<b>58</b>	<b>91</b>	<b>0</b>	<b>197</b>	<b>678</b>
Grand Total	22	248	7	0	277	104	37	448	2	591	1035	2	0	0	1037	208	225	461	1	895	2800
Approach %	7.9	89.5	2.5	0.0		17.6	6.3	75.8	0.3		99.8	0.2	0.0	0.0		23.2	25.1	51.5	0.1		
Total %	0.8	8.9	0.3	0.0	9.9	3.7	1.3	16.0	0.1	21.1	37.0	0.1	0.0	0.0	37.0	7.4	8.0	16.5	0.0	32.0	
Exiting Leg Total	567					1269					904					60					2800

Peak Hour Analysis from 04:30 PM to 06:30 PM begins at:

	Fulkerson Street					Binney Street					Galileo-Galilei Way					Binney Street					Total
	from North					from East					from West					from Northwest					
	Hard Right	Right	Left	U-Turn	Total	Right	Bear Right	Thru	U-Turn	Total	Thru	Left	Hard Left	U-Turn	Total	Hard Right	Bear Left	Hard Left	U-Turn	Total	
5:15 PM	3	28	0	0	31	16	6	65	0	87	149	1	0	0	150	38	31	75	0	144	412
5:30 PM	4	26	0	0	30	12	7	60	1	80	110	0	0	0	110	35	23	70	0	128	348
5:45 PM	3	19	3	0	25	18	2	59	0	79	122	0	0	0	122	23	41	64	1	129	355
6:00 PM	1	43	0	0	44	12	6	69	0	87	138	0	0	0	138	21	30	52	0	103	372
Total Volume	11	116	3	0	130	58	21	253	1	333	519	1	0	0	520	117	125	261	1	504	1487
% Approach Total	8.5	89.2	2.3	0.0		17.4	6.3	76.0	0.3		99.8	0.2	0.0	0.0		23.2	24.8	51.8	0.2		
PHF	0.688	0.674	0.250	0.000	0.739	0.806	0.750	0.917	0.250	0.957	0.871	0.250	0.000	0.000	0.867	0.770	0.762	0.870	0.250	0.875	0.902
Entering Leg	11	116	3	0	130	58	21	253	1	333	519	1	0	0	520	117	125	261	1	504	1487
Exiting Leg	320					648					486					33					1487
Total	450					981					1006					537					2974

PDI File #: **186556 EE**  
 Location: **N: Fulkerson Street NW: Binney Street**  
 Location: **E: Binney Street W: Galileo-Galilei Way**  
 City, State: **Cambridge, MA**  
 Client: **VHB/ S. Mandzo-Predzic**  
 Site Code: **TBA**  
 Count Date: **Thursday, November 15, 2018**  
 Start Time: **4:30 PM**  
 End Time: **6:30 PM**  
 Class:



46 Morton Street, Framingham, MA 01702  
 Office: 508-875-0100 Fax: 508-875-0118  
 Email: datarequests@pdilic.com

**Light Goods Vehicle**

	Fulkerson Street					Binney Street					Galileo-Galilei Way					Binney Street					Total
	from North					from East					from West					from Northwest					
	Hard Right	Right	Left	U-Turn	Total	Right	Bear Right	Thru	U-Turn	Total	Thru	Left	Hard Left	U-Turn	Total	Hard Right	Bear Left	Hard Left	U-Turn	Total	
4:30 PM	0	3	0	0	3	0	0	2	0	2	9	0	0	0	9	2	2	1	0	5	19
4:45 PM	0	0	0	0	0	0	0	2	0	2	4	0	0	0	4	2	1	1	0	4	10
<b>Total</b>	0	3	0	0	3	0	0	4	0	4	13	0	0	0	13	4	3	2	0	9	29
5:00 PM	0	1	0	0	1	0	0	4	0	4	6	0	0	0	6	0	1	3	0	4	15
5:15 PM	0	2	0	0	2	0	0	2	0	2	6	0	0	0	6	0	0	3	0	3	13
5:30 PM	0	0	0	0	0	0	0	5	0	5	4	0	0	0	4	0	0	5	0	5	14
5:45 PM	0	1	0	0	1	0	0	1	0	1	9	0	0	0	9	0	0	4	0	4	15
<b>Total</b>	0	4	0	0	4	0	0	12	0	12	25	0	0	0	25	0	1	15	0	16	57
6:00 PM	0	0	0	0	0	0	0	1	0	1	6	0	0	0	6	1	1	3	0	5	12
6:15 PM	0	0	0	0	0	0	0	1	0	1	3	0	0	0	3	1	0	0	0	1	5
<b>Total</b>	0	0	0	0	0	0	0	2	0	2	9	0	0	0	9	2	1	3	0	6	17
<b>Grand Total</b>	0	7	0	0	7	0	0	18	0	18	47	0	0	0	47	6	5	20	0	31	103
Approach %	0.0	100.0	0.0	0.0		0.0	0.0	100.0	0.0		100.0	0.0	0.0	0.0		19.4	16.1	64.5	0.0		
Total %	0.0	6.8	0.0	0.0	6.8	0.0	0.0	17.5	0.0	17.5	45.6	0.0	0.0	0.0	45.6	5.8	4.9	19.4	0.0	30.1	
Exiting Leg Total	20					52					31					0					103

Peak Hour Analysis from 04:30 PM to 06:30 PM begins at:

	Fulkerson Street					Binney Street					Galileo-Galilei Way					Binney Street					Total
	from North					from East					from West					from Northwest					
	Hard Right	Right	Left	U-Turn	Total	Right	Bear Right	Thru	U-Turn	Total	Thru	Left	Hard Left	U-Turn	Total	Hard Right	Bear Left	Hard Left	U-Turn	Total	
4:30 PM	0	3	0	0	3	0	0	2	0	2	9	0	0	0	9	2	2	1	0	5	19
4:45 PM	0	0	0	0	0	0	0	2	0	2	4	0	0	0	4	2	1	1	0	4	10
5:00 PM	0	1	0	0	1	0	0	4	0	4	6	0	0	0	6	0	1	3	0	4	15
5:15 PM	0	2	0	0	2	0	0	2	0	2	6	0	0	0	6	0	0	3	0	3	13
<b>Total Volume</b>	0	6	0	0	6	0	0	10	0	10	25	0	0	0	25	4	4	8	0	16	57
<b>% Approach Total</b>	0.0	100.0	0.0	0.0		0.0	0.0	100.0	0.0		100.0	0.0	0.0	0.0		25.0	25.0	50.0	0.0		
PHF	0.000	0.500	0.000	0.000	0.500	0.000	0.000	0.625	0.000	0.625	0.694	0.000	0.000	0.000	0.694	0.500	0.500	0.667	0.000	0.800	0.750
Entering Leg	0	6	0	0	6	0	0	10	0	10	25	0	0	0	25	4	4	8	0	16	57
Exiting Leg	8					29					20					0					57
<b>Total</b>	14					39					45					16					114

PDI File #: **186556 EE**  
 Location: **N: Fulkerson Street NW: Binney Street**  
 Location: **E: Binney Street W: Galileo-Galilei Way**  
 City, State: **Cambridge, MA**  
 Client: **VHB/ S. Mandzo-Predzic**  
 Site Code: **TBA**  
 Count Date: **Thursday, November 15, 2018**  
 Start Time: **4:30 PM**  
 End Time: **6:30 PM**  
 Class:



46 Morton Street, Framingham, MA 01702  
 Office: 508-875-0100 Fax: 508-875-0118  
 Email: datarequests@pdilic.com

**Buses**

	Fulkerson Street					Binney Street					Galileo-Galilei Way					Binney Street					Total
	from North					from East					from West					from Northwest					
	Hard Right	Right	Left	U-Turn	Total	Right	Bear Right	Thru	U-Turn	Total	Thru	Left	Hard Left	U-Turn	Total	Hard Right	Bear Left	Hard Left	U-Turn	Total	
4:30 PM	0	0	0	0	0	0	0	6	0	6	4	0	0	0	4	0	0	0	0	0	10
4:45 PM	0	0	0	0	0	0	0	4	0	4	6	0	0	0	6	0	0	0	0	0	10
<b>Total</b>	0	0	0	0	0	0	0	10	0	10	10	0	0	0	10	0	0	0	0	0	20
5:00 PM	0	0	0	0	0	0	1	2	0	3	4	0	0	0	4	0	0	0	0	0	7
5:15 PM	0	0	0	0	0	0	0	4	0	4	3	0	0	0	3	0	0	0	0	0	7
5:30 PM	0	0	0	0	0	0	0	3	0	3	3	0	0	0	3	0	0	0	0	0	6
5:45 PM	0	0	0	0	0	0	0	3	0	3	1	0	0	0	1	0	0	0	0	0	4
<b>Total</b>	0	0	0	0	0	0	1	12	0	13	11	0	0	0	11	0	0	0	0	0	24
6:00 PM	0	0	0	0	0	0	0	2	0	2	2	0	0	0	2	0	0	0	0	0	4
6:15 PM	0	0	0	0	0	0	0	4	0	4	4	0	0	0	4	0	0	0	0	0	8
<b>Total</b>	0	0	0	0	0	0	0	6	0	6	6	0	0	0	6	0	0	0	0	0	12
<b>Grand Total</b>	0	0	0	0	0	0	1	28	0	29	27	0	0	0	27	0	0	0	0	0	56
Approach %	0.0	0.0	0.0	0.0		0.0	3.4	96.6	0.0		100.0	0.0	0.0	0.0		0.0	0.0	0.0	0.0		
Total %	0.0	0.0	0.0	0.0	0.0	0.0	1.8	50.0	0.0	51.8	48.2	0.0	0.0	0.0	48.2	0.0	0.0	0.0	0.0	0.0	
Exiting Leg Total	0					27					28					1					56

Peak Hour Analysis from 04:30 PM to 06:30 PM begins at:

	Fulkerson Street					Binney Street					Galileo-Galilei Way					Binney Street					Total
	from North					from East					from West					from Northwest					
	Hard Right	Right	Left	U-Turn	Total	Right	Bear Right	Thru	U-Turn	Total	Thru	Left	Hard Left	U-Turn	Total	Hard Right	Bear Left	Hard Left	U-Turn	Total	
4:30 PM	0	0	0	0	0	0	0	6	0	6	4	0	0	0	4	0	0	0	0	0	10
4:45 PM	0	0	0	0	0	0	0	4	0	4	6	0	0	0	6	0	0	0	0	0	10
5:00 PM	0	0	0	0	0	0	1	2	0	3	4	0	0	0	4	0	0	0	0	0	7
5:15 PM	0	0	0	0	0	0	0	4	0	4	3	0	0	0	3	0	0	0	0	0	7
<b>Total Volume</b>	0	0	0	0	0	0	1	16	0	17	17	0	0	0	17	0	0	0	0	0	34
% Approach Total	0.0	0.0	0.0	0.0		0.0	5.9	94.1	0.0		100.0	0.0	0.0	0.0		0.0	0.0	0.0	0.0		
PHF	0.000	0.000	0.000	0.000	0.000	0.000	0.250	0.667	0.000	0.708	0.708	0.000	0.000	0.000	0.708	0.000	0.000	0.000	0.000	0.000	0.850
Entering Leg	0					17					17					0					34
Exiting Leg	0					17					16					1					34
<b>Total</b>	0					34					33					1					68

PDI File #: **186556 EE**  
 Location: **N: Fulkerson Street NW: Binney Street**  
 Location: **E: Binney Street W: Galileo-Galilei Way**  
 City, State: **Cambridge, MA**  
 Client: **VHB/ S. Mandzo-Predzic**  
 Site Code: **TBA**  
 Count Date: **Thursday, November 15, 2018**  
 Start Time: **4:30 PM**  
 End Time: **6:30 PM**  
 Class:



46 Morton Street, Framingham, MA 01702  
 Office: 508-875-0100 Fax: 508-875-0118  
 Email: datarequests@pdilic.com

**Single-Unit Trucks**

	Fulkerson Street					Binney Street					Galileo-Galilei Way					Binney Street					Total					
	from North					from East					from West					from Northwest										
	Hard Right	Right	Left	U-Turn	Total	Right	Bear Right	Thru	U-Turn	Total	Thru	Left	Hard Left	U-Turn	Total	Hard Right	Bear Left	Hard Left	U-Turn	Total						
4:30 PM	0	0	0	0	0	0	0	2	0	2	5	0	0	0	5	0	0	1	0	1	8					
4:45 PM	0	0	0	0	0	1	0	3	0	4	5	0	0	0	5	0	0	0	0	0	9					
<b>Total</b>	0	0	0	0	0	1	0	5	0	6	10	0	0	0	10	0	0	1	0	1	17					
5:00 PM	0	0	0	0	0	0	0	3	0	3	0	0	0	0	0	1	0	1	0	2	5					
5:15 PM	0	0	0	0	0	0	0	1	0	1	2	0	0	0	2	0	1	0	0	1	4					
5:30 PM	0	0	0	0	0	0	0	1	0	1	3	0	0	0	3	0	0	0	0	0	4					
5:45 PM	0	2	0	0	2	0	0	4	0	4	3	0	0	0	3	0	1	0	0	1	10					
<b>Total</b>	0	2	0	0	2	0	0	9	0	9	8	0	0	0	8	1	2	1	0	4	23					
6:00 PM	0	0	0	0	0	0	0	1	0	1	3	0	0	0	3	1	1	0	0	2	6					
6:15 PM	0	0	0	0	0	0	0	2	0	2	1	0	0	0	1	1	0	0	0	1	4					
<b>Total</b>	0	0	0	0	0	0	0	3	0	3	4	0	0	0	4	2	1	0	0	3	10					
<b>Grand Total</b>	0	2	0	0	2	1	0	17	0	18	22	0	0	0	22	3	3	2	0	8	50					
Approach %	0.0	100.0	0.0	0.0		5.6	0.0	94.4	0.0		100.0	0.0	0.0	0.0		37.5	37.5	25.0	0.0							
Total %	0.0	4.0	0.0	0.0	4.0	2.0	0.0	34.0	0.0	36.0	44.0	0.0	0.0	0.0	44.0	6.0	6.0	4.0	0.0	16.0						
Exiting Leg Total						3					25					22					0					50

Peak Hour Analysis from 04:30 PM to 06:30 PM begins at:

	Fulkerson Street					Binney Street					Galileo-Galilei Way					Binney Street					Total
	from North					from East					from West					from Northwest					
	Hard Right	Right	Left	U-Turn	Total	Right	Bear Right	Thru	U-Turn	Total	Thru	Left	Hard Left	U-Turn	Total	Hard Right	Bear Left	Hard Left	U-Turn	Total	
4:30 PM	0	0	0	0	0	0	0	2	0	2	5	0	0	0	5	0	0	1	0	1	8
4:45 PM	0	0	0	0	0	1	0	3	0	4	5	0	0	0	5	0	0	0	0	0	9
5:00 PM	0	0	0	0	0	0	0	3	0	3	0	0	0	0	0	1	0	1	0	2	5
5:15 PM	0	0	0	0	0	0	0	1	0	1	2	0	0	0	2	0	1	0	0	1	4
<b>Total Volume</b>	0	0	0	0	0	1	0	9	0	10	12	0	0	0	12	1	1	2	0	4	26
% Approach Total	0.0	0.0	0.0	0.0		10.0	0.0	90.0	0.0		100.0	0.0	0.0	0.0		25.0	25.0	50.0	0.0		
PHF	0.000	0.000	0.000	0.000	0.000	0.250	0.000	0.750	0.000	0.625	0.600	0.000	0.000	0.000	0.600	0.250	0.250	0.500	0.000	0.500	0.722
Entering Leg	0					1					12					1					26
Exiting Leg	3					13					10					0					26
<b>Total</b>	3					23					22					4					52

PDI File #: **186556 EE**  
 Location: **N: Fulkerson Street NW: Binney Street**  
 Location: **E: Binney Street W: Galileo-Galilei Way**  
 City, State: **Cambridge, MA**  
 Client: **VHB/ S. Mandzo-Predzic**  
 Site Code: **TBA**  
 Count Date: **Thursday, November 15, 2018**  
 Start Time: **4:30 PM**  
 End Time: **6:30 PM**  
 Class:



**Articulated Trucks**

	Fulkerson Street					Binney Street					Galileo-Galilei Way					Binney Street					Total
	from North					from East					from West					from Northwest					
	Hard Right	Right	Left	U-Turn	Total	Right	Bear Right	Thru	U-Turn	Total	Thru	Left	Hard Left	U-Turn	Total	Hard Right	Bear Left	Hard Left	U-Turn	Total	
4:30 PM	0	0	0	0	0	0	0	0	0	0	0	0	0	0	0	1	0	0	0	1	1
4:45 PM	0	0	0	0	0	0	0	0	0	0	1	0	0	0	1	0	0	0	0	0	0
<b>Total</b>	0	0	0	0	0	0	0	0	0	0	1	0	0	0	1	1	0	0	0	1	2
5:00 PM	0	0	0	0	0	0	0	0	0	0	1	0	0	0	1	0	0	0	0	0	1
5:15 PM	0	0	0	0	0	0	0	0	0	0	0	0	0	0	0	0	0	0	0	0	0
5:30 PM	0	0	0	0	0	0	0	0	0	0	1	0	0	0	1	0	0	0	0	0	1
5:45 PM	0	0	0	0	0	0	0	1	0	1	0	0	0	0	0	0	0	0	0	0	1
<b>Total</b>	0	0	0	0	0	0	0	1	0	1	2	0	0	0	2	0	0	0	0	0	3
6:00 PM	0	0	0	0	0	0	0	0	0	0	0	0	0	0	0	0	0	0	0	0	0
6:15 PM	0	0	0	0	0	0	0	0	0	0	0	0	0	0	0	0	0	0	0	0	0
<b>Total</b>	0	0	0	0	0	0	0	0	0	0	0	0	0	0	0	0	0	0	0	0	0
<b>Grand Total</b>	0	0	0	0	0	0	0	1	0	1	3	0	0	0	3	1	0	0	0	1	5
Approach %	0.0	0.0	0.0	0.0		0.0	0.0	100.0	0.0		100.0	0.0	0.0	0.0		100.0	0.0	0.0	0.0		
Total %	0.0	0.0	0.0	0.0	0.0	0.0	0.0	20.0	0.0	20.0	60.0	0.0	0.0	0.0	60.0	20.0	0.0	0.0	0.0	20.0	
Exiting Leg Total	0					3					2					0					5

Peak Hour Analysis from 04:30 PM to 06:30 PM begins at:

	Fulkerson Street					Binney Street					Galileo-Galilei Way					Binney Street					Total
	from North					from East					from West					from Northwest					
	Hard Right	Right	Left	U-Turn	Total	Right	Bear Right	Thru	U-Turn	Total	Thru	Left	Hard Left	U-Turn	Total	Hard Right	Bear Left	Hard Left	U-Turn	Total	
4:30 PM	0	0	0	0	0	0	0	0	0	0	0	0	0	0	0	1	0	0	0	1	1
4:45 PM	0	0	0	0	0	0	0	0	0	0	1	0	0	0	1	0	0	0	0	0	1
5:00 PM	0	0	0	0	0	0	0	0	0	0	1	0	0	0	1	0	0	0	0	0	1
5:15 PM	0	0	0	0	0	0	0	0	0	0	0	0	0	0	0	0	0	0	0	0	0
<b>Total Volume</b>	0	0	0	0	0	0	0	0	0	0	2	0	0	0	2	1	0	0	0	1	3
% Approach Total	0.0	0.0	0.0	0.0		0.0	0.0	0.0	0.0		100.0	0.0	0.0	0.0		100.0	0.0	0.0	0.0		
PHF	0.000	0.000	0.000	0.000	0.000	0.000	0.000	0.000	0.000	0.000	0.500	0.000	0.000	0.000	0.500	0.250	0.000	0.000	0.000	0.250	0.750
Entering Leg	0	0	0	0	0	0	0	0	0	0	2	0	0	0	2	1	0	0	0	1	3
Exiting Leg	0					2					1					0					3
<b>Total</b>	0					2					3					1					6

PDI File #: 186556 EE  
 Location: N: Fulkerson Street NW: Binney Street  
 Location: E: Binney Street W: Galileo-Galilei Way  
 City, State: Cambridge, MA  
 Client: VHB/ S. Mandzo-Predzic  
 Site Code: TBA  
 Count Date: Thursday, November 15, 2018  
 Start Time: 4:30 PM  
 End Time: 6:30 PM  
 Class:



46 Morton Street, Framingham, MA 01702  
 Office: 508-875-0100 Fax: 508-875-0118  
 Email: datarequests@pdilic.com

**Bicycles (on Roadway and Crosswalks)**

	Fulkerson Street								Binney Street								Galileo-Galilei Way								Binney Street								Total
	from North								from East								from West								from Northwest								
	Hard Right	Right	Left	U-Turn	CW-EB	CW-WB	Total		Right	Bear Right	Thru	U-Turn	CW-SB	CW-NB	Total		Thru	Left	Hard Left	U-Turn	CW-NB	CW-SB	Total		Hard Right	Bear Left	Hard Left	U-Turn	CW-NEB	CW-SWB	Total		
4:30 PM	0	2	0	0	0	0	2	0	0	2	0	0	0	2	1	0	0	0	0	0	0	1	0	0	1	0	0	0	0	1	6		
4:45 PM	0	2	0	0	0	0	2	0	1	5	0	1	0	7	3	0	0	0	3	0	6	0	0	1	0	0	0	0	1	16			
Total	0	4	0	0	0	0	4	0	1	7	0	1	0	9	4	0	0	0	3	0	7	0	0	2	0	0	0	0	2	22			
5:00 PM	2	3	0	0	0	0	5	0	1	4	0	0	0	5	4	0	0	0	2	0	6	0	0	2	0	0	0	0	2	18			
5:15 PM	1	3	0	0	0	0	4	3	0	7	0	0	0	10	6	4	0	0	3	0	13	0	0	0	0	0	0	0	0	27			
5:30 PM	1	2	0	0	2	0	5	0	0	5	0	0	0	5	5	0	0	0	3	0	8	0	1	1	0	2	0	0	4	22			
5:45 PM	0	0	0	0	0	0	0	0	1	2	0	0	0	3	5	0	0	0	4	1	10	1	0	0	0	0	0	0	1	14			
Total	4	8	0	0	2	0	14	3	2	18	0	0	0	23	20	4	0	0	12	1	37	1	1	3	0	2	0	0	7	81			
6:00 PM	0	2	0	0	0	0	2	2	0	9	0	3	0	14	2	0	0	0	3	0	5	0	1	2	0	0	0	0	3	24			
6:15 PM	0	3	0	0	0	1	4	0	0	7	0	0	0	7	4	0	0	0	2	0	6	2	1	0	0	0	0	0	3	20			
Total	0	5	0	0	0	1	6	2	0	16	0	3	0	21	6	0	0	0	5	0	11	2	2	2	0	0	0	0	6	44			
Grand Total	4	17	0	0	2	1	24	5	3	41	0	4	0	53	30	4	0	0	20	1	55	3	3	7	0	2	0	0	15	147			
Approach %	16.7	70.8	0.0	0.0	8.3	4.2		9.4	5.7	77.4	0.0	7.5	0.0		54.5	7.3	0.0	0.0	36.4	1.8		20.0	20.0	46.7	0.0	13.3	0.0						
Total %	2.7	11.6	0.0	0.0	1.4	0.7	16.3	3.4	2.0	27.9	0.0	2.7	0.0	36.1	20.4	2.7	0.0	0.0	13.6	0.7	37.4	2.0	2.0	4.8	0.0	1.4	0.0	0.0	10.2				
Exiting Leg Total	19							37							82							9							147				

Peak Hour Analysis from 04:30 PM to 06:30 PM begins at:

	Fulkerson Street								Binney Street								Galileo-Galilei Way								Binney Street								Total
	from North								from East								from West								from Northwest								
	Hard Right	Right	Left	U-Turn	CW-EB	CW-WB	Total		Right	Bear Right	Thru	U-Turn	CW-SB	CW-NB	Total		Thru	Left	Hard Left	U-Turn	CW-NB	CW-SB	Total		Hard Right	Bear Left	Hard Left	U-Turn	CW-NEB	CW-SWB	Total		
5:15 PM	1	3	0	0	0	0	4	3	0	7	0	0	0	10	6	4	0	0	3	0	13	0	0	0	0	0	0	0	0	27			
5:30 PM	1	2	0	0	2	0	5	0	0	5	0	0	0	5	5	0	0	0	3	0	8	0	1	1	0	2	0	0	4	22			
5:45 PM	0	0	0	0	0	0	0	0	1	2	0	0	0	3	5	0	0	0	4	1	10	1	0	0	0	0	0	0	1	14			
6:00 PM	0	2	0	0	0	0	2	2	0	9	0	3	0	14	2	0	0	0	3	0	5	0	1	2	0	0	0	0	3	24			
Total Volume	2	7	0	0	2	0	11	5	1	23	0	3	0	32	18	4	0	0	13	1	36	1	2	3	0	2	0	0	8	87			
% Approach Total	18.2	63.6	0.0	0.0	18.2	0.0		15.6	3.1	71.9	0.0	9.4	0.0		50.0	11.1	0.0	0.0	36.1	2.8		12.5	25.0	37.5	0.0	25.0	0.0						
PHF	0.500	0.583	0.000	0.000	0.250	0.000	0.550	0.417	0.250	0.639	0.000	0.250	0.000	0.571	0.750	0.250	0.000	0.000	0.813	0.250	0.692	0.250	0.500	0.375	0.000	0.250	0.000	0.500	0.806				
Entering Leg	2	7	0	0	2	0	11	5	1	23	0	3	0	32	18	4	0	0	13	1	36	1	2	3	0	2	0	0	8	87			
Exiting Leg	14							23							45							5							87				
Total	25							55							81							13							174				

PDI File #: 186556 EE  
 Location: N: Fulkerson Street NW: Binney Street  
 Location: E: Binney Street W: Galileo-Galilei Way  
 City, State: Cambridge, MA  
 Client: VHB/ S. Mandzo-Predzic  
 Site Code: TBA  
 Count Date: Thursday, November 15, 2018  
 Start Time: 4:30 PM  
 End Time: 6:30 PM  
 Class:



46 Morton Street, Framingham, MA 01702  
 Office: 508-875-0100 Fax: 508-875-0118  
 Email: datarequests@pdilic.com

**Pedestrians**

	Fulkerson Street								Binney Street						Galileo-Galilei Way						Binney Street						Total						
	from North								from East						from West						from Northwest												
	Hard Right	Right	Left	U-Turn	CW-EB	CW-WB	Total		Right	Bear Right	Thru	U-Turn	CW-SB	CW-NB	Total		Thru	Left	Hard Left	U-Turn	CW-NB	CW-SB	Total		Hard Right	Bear Left		Hard Left	U-Turn	CW-NEB	CW-SWB	Total	
4:30 PM	0	0	0	0	6	19	25		0	0	0	0	2	1	3		0	0	0	0	4	12	16		0	0	0	0	6	12	18		62
4:45 PM	0	0	0	0	7	11	18		0	0	0	0	2	1	3		0	0	0	0	18	8	26		0	0	0	0	11	4	15		62
Total	0	0	0	0	13	30	43		0	0	0	0	4	2	6		0	0	0	0	22	20	42		0	0	0	0	17	16	33		124
5:00 PM	0	0	0	0	10	20	30		0	0	0	0	3	3	6		0	0	0	0	9	15	24		0	0	0	0	13	7	20		80
5:15 PM	0	0	0	0	7	19	26		0	0	0	0	2	2	4		0	0	0	0	5	9	14		0	0	0	0	8	10	18		62
5:30 PM	0	0	0	0	13	20	33		0	0	0	0	0	1	1		0	0	0	0	11	3	14		0	0	0	0	17	8	25		73
5:45 PM	0	0	0	0	4	16	20		0	0	0	0	2	4	6		0	0	0	0	14	9	23		0	0	0	0	8	5	13		62
Total	0	0	0	0	34	75	109		0	0	0	0	7	10	17		0	0	0	0	39	36	75		0	0	0	0	46	30	76		277
6:00 PM	0	0	0	0	11	10	21		0	0	0	0	1	2	3		0	0	0	0	8	10	18		0	0	0	0	10	2	12		54
6:15 PM	0	0	0	0	10	20	30		0	0	0	0	2	0	2		0	0	0	0	14	2	16		0	0	0	0	13	9	22		70
Total	0	0	0	0	21	30	51		0	0	0	0	3	2	5		0	0	0	0	22	12	34		0	0	0	0	23	11	34		124
Grand Total	0	0	0	0	68	135	203		0	0	0	0	14	14	28		0	0	0	0	83	68	151		0	0	0	0	86	57	143		525
Approach %	0	0	0	0	33.5	66.5		0	0	0	0	50	50		0	0	0	0	55	45		0	0	0	0	60.1	39.9						
Total %	0	0	0	0	13	25.7	38.7		0	0	0	0	2.67	2.67	5.33		0	0	0	0	15.8	13	28.8		0	0	0	0	16.4	10.9	27.2		
Exiting Leg Total	203								28							151							143	525									

Peak Hour Analysis from 04:30 PM to 06:30 PM begins at:

	Fulkerson Street								Binney Street						Galileo-Galilei Way						Binney Street						Total						
	from North								from East						from West						from Northwest												
	Hard Right	Right	Left	U-Turn	CW-EB	CW-WB	Total		Right	Bear Right	Thru	U-Turn	CW-SB	CW-NB	Total		Thru	Left	Hard Left	U-Turn	CW-NB	CW-SB	Total		Hard Right	Bear Left		Hard Left	U-Turn	CW-NEB	CW-SWB	Total	
4:45 PM	0	0	0	0	7	11	18		0	0	0	0	2	1	3		0	0	0	0	18	8	26		0	0	0	0	11	4	15		62
5:00 PM	0	0	0	0	10	20	30		0	0	0	0	3	3	6		0	0	0	0	9	15	24		0	0	0	0	13	7	20		80
5:15 PM	0	0	0	0	7	19	26		0	0	0	0	2	2	4		0	0	0	0	5	9	14		0	0	0	0	8	10	18		62
5:30 PM	0	0	0	0	13	20	33		0	0	0	0	0	1	1		0	0	0	0	11	3	14		0	0	0	0	17	8	25		73
Total Volume	0	0	0	0	37	70	107		0	0	0	0	7	7	14		0	0	0	0	43	35	78		0	0	0	0	49	29	78		277
% Approach Total	0.0	0.0	0.0	0.0	34.6	65.4		0.0	0.0	0.0	0.0	50.0	50.0		0.0	0.0	0.0	0.0	55.1	44.9		0.0	0.0	0.0	0.0	62.8	37.2						
PHF	0.000	0.000	0.000	0.000	0.712	0.875	0.811		0.000	0.000	0.000	0.000	0.583	0.583	0.583		0.000	0.000	0.000	0.000	0.597	0.583	0.750		0.000	0.000	0.000	0.000	0.721	0.725	0.780		0.866
Entering Leg	0	0	0	0	37	70	107		0	0	0	0	7	7	14		0	0	0	0	43	35	78		0	0	0	0	49	29	78		277
Exiting Leg	107								14							78							78	277									
Total	214								28							156							156	554									

PDI File #: **186556 F**  
 Location: **N: 6th Street**  
 Location: **E: Binney Street W: Binney Street**  
 City, State: **Cambridge, MA**  
 Client: **VHB/ S. Mandzo-Preldzic**  
 Site Code: **TBA**  
 Count Date: **Thursday, November 15, 2018**  
 Start Time: **7:30 AM**  
 End Time: **9:30 AM**  
 Class:



46 Morton Street, Framingham, MA 01702  
 Office: 508-875-0100 Fax: 508-875-0118  
 Email: datarequests@pdilic.com

**Cars and Heavy Vehicles (Combined)**

	6th Street				Binney Street				Binney Street				Total
	from North				from East				from West				
	Right	Left	U-Turn	Total	Right	Thru	U-Turn	Total	Thru	Left	U-Turn	Total	
7:30 AM	33	0	0	33	9	117	0	126	59	0	0	59	218
7:45 AM	28	0	0	28	18	113	0	131	78	0	0	78	237
<b>Total</b>	<b>61</b>	<b>0</b>	<b>0</b>	<b>61</b>	<b>27</b>	<b>230</b>	<b>0</b>	<b>257</b>	<b>137</b>	<b>0</b>	<b>0</b>	<b>137</b>	<b>455</b>
8:00 AM	25	0	0	25	15	125	0	140	97	0	0	97	262
8:15 AM	27	0	0	27	18	134	0	152	89	0	1	90	269
8:30 AM	39	0	0	39	22	130	0	152	103	0	0	103	294
8:45 AM	32	0	0	32	23	126	0	149	93	0	0	93	274
<b>Total</b>	<b>123</b>	<b>0</b>	<b>0</b>	<b>123</b>	<b>78</b>	<b>515</b>	<b>0</b>	<b>593</b>	<b>382</b>	<b>0</b>	<b>1</b>	<b>383</b>	<b>1099</b>
9:00 AM	36	0	0	36	22	138	0	160	109	0	0	109	305
9:15 AM	17	0	0	17	21	103	0	124	101	0	0	101	242
<b>Total</b>	<b>53</b>	<b>0</b>	<b>0</b>	<b>53</b>	<b>43</b>	<b>241</b>	<b>0</b>	<b>284</b>	<b>210</b>	<b>0</b>	<b>0</b>	<b>210</b>	<b>547</b>
Grand Total	237	0	0	237	148	986	0	1134	729	0	1	730	2101
Approach %	100.0	0.0	0.0		13.1	86.9	0.0		99.9	0.0	0.1		
Total %	11.3	0.0	0.0	11.3	7.0	46.9	0.0	54.0	34.7	0.0	0.0	34.7	
Exiting Leg Total				148				729				1224	2101
Cars	220	0	0	220	144	854	0	998	602	0	0	602	1820
% Cars	92.8	0.0	0.0	92.8	97.3	86.6	0.0	88.0	82.6	0.0	0.0	82.5	86.6
Exiting Leg Total				144				602				1074	1820
Heavy Vehicles	17	0	0	17	4	132	0	136	127	0	1	128	281
% Heavy Vehicles	7.2	0.0	0.0	7.2	2.7	13.4	0.0	12.0	17.4	0.0	100.0	17.5	13.4
Exiting Leg Total				4				127				150	281

Peak Hour Analysis from 07:30 AM to 09:30 AM begins at:

8:15 AM	6th Street				Binney Street				Binney Street				Total
	from North				from East				from West				
	Right	Left	U-Turn	Total	Right	Thru	U-Turn	Total	Thru	Left	U-Turn	Total	
8:15 AM	27	0	0	27	18	134	0	152	89	0	1	90	269
8:30 AM	39	0	0	39	22	130	0	152	103	0	0	103	294
8:45 AM	32	0	0	32	23	126	0	149	93	0	0	93	274
9:00 AM	36	0	0	36	22	138	0	160	109	0	0	109	305
Total Volume	134	0	0	134	85	528	0	613	394	0	1	395	1142
% Approach Total	100.0	0.0	0.0		13.9	86.1	0.0		99.7	0.0	0.3		
PHF	0.859	0.000	0.000	0.859	0.924	0.957	0.000	0.958	0.904	0.000	0.250	0.906	0.936
Cars	124	0	0	124	82	465	0	547	334	0	0	334	1005
Cars %	92.5	0.0	0.0	92.5	96.5	88.1	0.0	89.2	84.8	0.0	0.0	84.6	88.0
Heavy Vehicles	10	0	0	10	3	63	0	66	60	0	1	61	137
Heavy Vehicles %	7.5	0.0	0.0	7.5	3.5	11.9	0.0	10.8	15.2	0.0	100.0	15.4	12.0
Cars Enter Leg	124	0	0	124	82	465	0	547	334	0	0	334	1005
Heavy Enter Leg	10	0	0	10	3	63	0	66	60	0	1	61	137
Total Entering Leg	134	0	0	134	85	528	0	613	394	0	1	395	1142
Cars Exiting Leg				82				334				589	1005
Heavy Exiting Leg				3				60				74	137
Total Exiting Leg				85				394				663	1142



PDI File #: **186556 F**  
 Location: **N: 6th Street**  
 Location: **E: Binney Street W: Binney Street**  
 City, State: **Cambridge, MA**  
 Client: **VHB/ S. Mandzo-Preldzic**  
 Site Code: **TBA**  
 Count Date: **Thursday, November 15, 2018**  
 Start Time: **7:30 AM**  
 End Time: **9:30 AM**



46 Morton Street, Framingham, MA 01702  
 Office: 508-875-0100 Fax: 508-875-0118  
 Email: datarequests@pdilic.com

**Cars-Combined (Motorcycles, Cars, Light Goods)**

	6th Street				Binney Street				Binney Street				Total
	from North				from East				from West				
	Right	Left	U-Turn	Total	Right	Thru	U-Turn	Total	Thru	Left	U-Turn	Total	
7:30 AM	30	0	0	30	9	100	0	109	46	0	0	46	185
7:45 AM	25	0	0	25	18	95	0	113	61	0	0	61	199
Total	55	0	0	55	27	195	0	222	107	0	0	107	384
8:00 AM	24	0	0	24	15	108	0	123	78	0	0	78	225
8:15 AM	26	0	0	26	18	114	0	132	74	0	0	74	232
8:30 AM	36	0	0	36	20	115	0	135	88	0	0	88	259
8:45 AM	28	0	0	28	23	116	0	139	77	0	0	77	244
Total	114	0	0	114	76	453	0	529	317	0	0	317	960
9:00 AM	34	0	0	34	21	120	0	141	95	0	0	95	270
9:15 AM	17	0	0	17	20	86	0	106	83	0	0	83	206
Total	51	0	0	51	41	206	0	247	178	0	0	178	476
Grand Total	220	0	0	220	144	854	0	998	602	0	0	602	1820
Approach %	100.0	0.0	0.0		14.4	85.6	0.0		100.0	0.0	0.0		
Total %	12.1	0.0	0.0	12.1	7.9	46.9	0.0	54.8	33.1	0.0	0.0	33.1	
Exiting Leg Total				144				602				1074	1820

Peak Hour Analysis from 07:30 AM to 09:30 AM begins at:

	6th Street				Binney Street				Binney Street				Total
	from North				from East				from West				
	Right	Left	U-Turn	Total	Right	Thru	U-Turn	Total	Thru	Left	U-Turn	Total	
8:15 AM													
8:15 AM	26	0	0	26	18	114	0	132	74	0	0	74	232
8:30 AM	36	0	0	36	20	115	0	135	88	0	0	88	259
8:45 AM	28	0	0	28	23	116	0	139	77	0	0	77	244
9:00 AM	34	0	0	34	21	120	0	141	95	0	0	95	270
Total Volume	124	0	0	124	82	465	0	547	334	0	0	334	1005
% Approach Total	100.0	0.0	0.0		15.0	85.0	0.0		100.0	0.0	0.0		
PHF	0.861	0.000	0.000	0.861	0.891	0.969	0.000	0.970	0.879	0.000	0.000	0.879	0.931
Entering Leg	124	0	0	124	82	465	0	547	334	0	0	334	1005
Exiting Leg				82				334				589	1005
Total				206				881				923	2010

PDI File #: **186556 F**  
 Location: **N: 6th Street**  
 Location: **E: Binney Street W: Binney Street**  
 City, State: **Cambridge, MA**  
 Client: **VHB/ S. Mandzo-Preldzic**  
 Site Code: **TBA**  
 Count Date: **Thursday, November 15, 2018**  
 Start Time: **7:30 AM**  
 End Time: **9:30 AM**



Class: **Heavy Vehicles-Combined (Buses, Single-Unit Trucks, Articulated Trucks)**

	6th Street				Binney Street				Binney Street				Total
	from North				from East				from West				
	Right	Left	U-Turn	Total	Right	Thru	U-Turn	Total	Thru	Left	U-Turn	Total	
7:30 AM	3	0	0	3	0	17	0	17	13	0	0	13	33
7:45 AM	3	0	0	3	0	18	0	18	17	0	0	17	38
<b>Total</b>	<b>6</b>	<b>0</b>	<b>0</b>	<b>6</b>	<b>0</b>	<b>35</b>	<b>0</b>	<b>35</b>	<b>30</b>	<b>0</b>	<b>0</b>	<b>30</b>	<b>71</b>
8:00 AM	1	0	0	1	0	17	0	17	19	0	0	19	37
8:15 AM	1	0	0	1	0	20	0	20	15	0	1	16	37
8:30 AM	3	0	0	3	2	15	0	17	15	0	0	15	35
8:45 AM	4	0	0	4	0	10	0	10	16	0	0	16	30
<b>Total</b>	<b>9</b>	<b>0</b>	<b>0</b>	<b>9</b>	<b>2</b>	<b>62</b>	<b>0</b>	<b>64</b>	<b>65</b>	<b>0</b>	<b>1</b>	<b>66</b>	<b>139</b>
9:00 AM	2	0	0	2	1	18	0	19	14	0	0	14	35
9:15 AM	0	0	0	0	1	17	0	18	18	0	0	18	36
<b>Total</b>	<b>2</b>	<b>0</b>	<b>0</b>	<b>2</b>	<b>2</b>	<b>35</b>	<b>0</b>	<b>37</b>	<b>32</b>	<b>0</b>	<b>0</b>	<b>32</b>	<b>71</b>
<b>Grand Total</b>	<b>17</b>	<b>0</b>	<b>0</b>	<b>17</b>	<b>4</b>	<b>132</b>	<b>0</b>	<b>136</b>	<b>127</b>	<b>0</b>	<b>1</b>	<b>128</b>	<b>281</b>
Approach %	100.0	0.0	0.0		2.9	97.1	0.0		99.2	0.0	0.8		
Total %	6.0	0.0	0.0	6.0	1.4	47.0	0.0	48.4	45.2	0.0	0.4	45.6	
Exiting Leg Total				4				127				150	281
Buses	4	0	0	4	0	26	0	26	38	0	0	38	68
% Buses	23.5	0.0	0.0	23.5	0.0	19.7	0.0	19.1	29.9	0.0	0.0	29.7	24.2
Exiting Leg Total				0				38				30	68
Single-Unit Trucks	12	0	0	12	4	99	0	103	77	0	1	78	193
% Single-Unit	70.6	0.0	0.0	70.6	100.0	75.0	0.0	75.7	60.6	0.0	100.0	60.9	68.7
Exiting Leg Total				4				77				112	193
Articulated Trucks	1	0	0	1	0	7	0	7	12	0	0	12	20
% Articulated	5.9	0.0	0.0	5.9	0.0	5.3	0.0	5.1	9.4	0.0	0.0	9.4	7.1
Exiting Leg Total				0				12				8	20

Peak Hour Analysis from 07:30 AM to 09:30 AM begins at:

	6th Street				Binney Street				Binney Street				Total
	from North				from East				from West				
	Right	Left	U-Turn	Total	Right	Thru	U-Turn	Total	Thru	Left	U-Turn	Total	
7:45 AM	3	0	0	3	0	18	0	18	17	0	0	17	38
8:00 AM	1	0	0	1	0	17	0	17	19	0	0	19	37
8:15 AM	1	0	0	1	0	20	0	20	15	0	1	16	37
8:30 AM	3	0	0	3	2	15	0	17	15	0	0	15	35
Total Volume	8	0	0	8	2	70	0	72	66	0	1	67	147
% Approach Total	100.0	0.0	0.0		2.8	97.2	0.0		98.5	0.0	1.5		
PHF	0.667	0.000	0.000	0.667	0.250	0.875	0.000	0.900	0.868	0.000	0.250	0.882	0.967
Buses	2	0	0	2	0	12	0	12	22	0	0	22	36
Buses %	25.0	0.0	0.0	25.0	0.0	17.1	0.0	16.7	33.3	0.0	0.0	32.8	24.5
Single-Unit Trucks	6	0	0	6	2	55	0	57	38	0	1	39	102
Single-Unit %	75.0	0.0	0.0	75.0	100.0	78.6	0.0	79.2	57.6	0.0	100.0	58.2	69.4
Articulated Trucks	0	0	0	0	0	3	0	3	6	0	0	6	9
Articulated %	0.0	0.0	0.0	0.0	0.0	4.3	0.0	4.2	9.1	0.0	0.0	9.0	6.1
Buses	2	0	0	2	0	12	0	12	22	0	0	22	36
Single-Unit Trucks	6	0	0	6	2	55	0	57	38	0	1	39	102
Articulated Trucks	0	0	0	0	0	3	0	3	6	0	0	6	9
Total Entering Leg	8	0	0	8	2	70	0	72	66	0	1	67	147
Buses				0				22				14	36
Single-Unit Trucks				2				38				62	102
Articulated Trucks				0				6				3	9
Total Exiting Leg				2				66				79	147

PDI File #: **186556 F**  
 Location: **N: 6th Street**  
 Location: **E: Binney Street W: Binney Street**  
 City, State: **Cambridge, MA**  
 Client: **VHB/ S. Mandzo-Prelzic**  
 Site Code: **TBA**  
 Count Date: **Thursday, November 15, 2018**  
 Start Time: **7:30 AM**  
 End Time: **9:30 AM**  
 Class:



46 Morton Street, Framingham, MA 01702  
 Office: 508-875-0100 Fax: 508-875-0118  
 Email: datarequests@pdillc.com

**Cars**

	6th Street				Binney Street				Binney Street				Total
	from North				from East				from West				
	Right	Left	U-Turn	Total	Right	Thru	U-Turn	Total	Thru	Left	U-Turn	Total	
7:30 AM	26	0	0	26	9	88	0	97	43	0	0	43	166
7:45 AM	23	0	0	23	17	91	0	108	49	0	0	49	180
Total	49	0	0	49	26	179	0	205	92	0	0	92	346
8:00 AM	21	0	0	21	14	97	0	111	71	0	0	71	203
8:15 AM	25	0	0	25	17	104	0	121	66	0	0	66	212
8:30 AM	34	0	0	34	19	100	0	119	74	0	0	74	227
8:45 AM	28	0	0	28	22	103	0	125	72	0	0	72	225
Total	108	0	0	108	72	404	0	476	283	0	0	283	867
9:00 AM	30	0	0	30	20	111	0	131	83	0	0	83	244
9:15 AM	14	0	0	14	19	76	0	95	76	0	0	76	185
Total	44	0	0	44	39	187	0	226	159	0	0	159	429
Grand Total	201	0	0	201	137	770	0	907	534	0	0	534	1642
Approach %	100.0	0.0	0.0		15.1	84.9	0.0		100.0	0.0	0.0		
Total %	12.2	0.0	0.0	12.2	8.3	46.9	0.0	55.2	32.5	0.0	0.0	32.5	
Exiting Leg Total				137				534				971	1642

Peak Hour Analysis from 07:30 AM to 09:30 AM begins at:

	6th Street				Binney Street				Binney Street				Total
	from North				from East				from West				
	Right	Left	U-Turn	Total	Right	Thru	U-Turn	Total	Thru	Left	U-Turn	Total	
8:15 AM	25	0	0	25	17	104	0	121	66	0	0	66	212
8:30 AM	34	0	0	34	19	100	0	119	74	0	0	74	227
8:45 AM	28	0	0	28	22	103	0	125	72	0	0	72	225
9:00 AM	30	0	0	30	20	111	0	131	83	0	0	83	244
Total Volume	117	0	0	117	78	418	0	496	295	0	0	295	908
% Approach Total	100.0	0.0	0.0		15.7	84.3	0.0		100.0	0.0	0.0		
PHF	0.860	0.000	0.000	0.860	0.886	0.941	0.000	0.947	0.889	0.000	0.000	0.889	0.930
Entering Leg	117	0	0	117	78	418	0	496	295	0	0	295	908
Exiting Leg				78				295				535	908
Total				195				791				830	1816

PDI File #: **186556 F**  
 Location: **N: 6th Street**  
 Location: **E: Binney Street W: Binney Street**  
 City, State: **Cambridge, MA**  
 Client: **VHB/ S. Mandzo-Prelzic**  
 Site Code: **TBA**  
 Count Date: **Thursday, November 15, 2018**  
 Start Time: **7:30 AM**  
 End Time: **9:30 AM**  
 Class:



46 Morton Street, Framingham, MA 01702  
 Office: 508-875-0100 Fax: 508-875-0118  
 Email: datarequests@pdillc.com

**Light Goods Vehicle**

	6th Street				Binney Street				Binney Street				Total
	from North				from East				from West				
	Right	Left	U-Turn	Total	Right	Thru	U-Turn	Total	Thru	Left	U-Turn	Total	
7:30 AM	4	0	0	4	0	12	0	12	3	0	0	3	19
7:45 AM	2	0	0	2	1	4	0	5	12	0	0	12	19
Total	6	0	0	6	1	16	0	17	15	0	0	15	38
8:00 AM	3	0	0	3	1	11	0	12	7	0	0	7	22
8:15 AM	1	0	0	1	1	10	0	11	7	0	0	7	19
8:30 AM	2	0	0	2	1	15	0	16	14	0	0	14	32
8:45 AM	0	0	0	0	1	12	0	13	5	0	0	5	18
Total	6	0	0	6	4	48	0	52	33	0	0	33	91
9:00 AM	4	0	0	4	1	9	0	10	11	0	0	11	25
9:15 AM	3	0	0	3	1	10	0	11	7	0	0	7	21
Total	7	0	0	7	2	19	0	21	18	0	0	18	46
Grand Total	19	0	0	19	7	83	0	90	66	0	0	66	175
Approach %	100.0	0.0	0.0		7.8	92.2	0.0		100.0	0.0	0.0		
Total %	10.9	0.0	0.0	10.9	4.0	47.4	0.0	51.4	37.7	0.0	0.0	37.7	
Exiting Leg Total				7				66				102	175

Peak Hour Analysis from 07:30 AM to 09:30 AM begins at:

	6th Street				Binney Street				Binney Street				Total
	from North				from East				from West				
	Right	Left	U-Turn	Total	Right	Thru	U-Turn	Total	Thru	Left	U-Turn	Total	
8:30 AM	2	0	0	2	1	15	0	16	14	0	0	14	32
8:45 AM	0	0	0	0	1	12	0	13	5	0	0	5	18
9:00 AM	4	0	0	4	1	9	0	10	11	0	0	11	25
9:15 AM	3	0	0	3	1	10	0	11	7	0	0	7	21
Total Volume	9	0	0	9	4	46	0	50	37	0	0	37	96
% Approach Total	100.0	0.0	0.0		8.0	92.0	0.0		100.0	0.0	0.0		
PHF	0.563	0.000	0.000	0.563	1.000	0.767	0.000	0.781	0.661	0.000	0.000	0.661	0.750
Entering Leg	9	0	0	9	4	46	0	50	37	0	0	37	96
Exiting Leg				4				37				55	96
Total				13				87				92	192

PDI File #: **186556 F**  
 Location: **N: 6th Street**  
 Location: **E: Binney Street W: Binney Street**  
 City, State: **Cambridge, MA**  
 Client: **VHB/ S. Mandzo-Preldzic**  
 Site Code: **TBA**  
 Count Date: **Thursday, November 15, 2018**  
 Start Time: **7:30 AM**  
 End Time: **9:30 AM**  
 Class:



46 Morton Street, Framingham, MA 01702  
 Office: 508-875-0100 Fax: 508-875-0118  
 Email: datarequests@pdillc.com

**Buses**

	6th Street				Binney Street				Binney Street				Total
	from North				from East				from West				
	Right	Left	U-Turn	Total	Right	Thru	U-Turn	Total	Thru	Left	U-Turn	Total	
7:30 AM	1	0	0	1	0	4	0	4	1	0	0	1	6
7:45 AM	2	0	0	2	0	4	0	4	6	0	0	6	12
Total	3	0	0	3	0	8	0	8	7	0	0	7	18
8:00 AM	0	0	0	0	0	3	0	3	6	0	0	6	9
8:15 AM	0	0	0	0	0	2	0	2	5	0	0	5	7
8:30 AM	0	0	0	0	0	3	0	3	5	0	0	5	8
8:45 AM	1	0	0	1	0	2	0	2	4	0	0	4	7
Total	1	0	0	1	0	10	0	10	20	0	0	20	31
9:00 AM	0	0	0	0	0	5	0	5	5	0	0	5	10
9:15 AM	0	0	0	0	0	3	0	3	6	0	0	6	9
Total	0	0	0	0	0	8	0	8	11	0	0	11	19
Grand Total	4	0	0	4	0	26	0	26	38	0	0	38	68
Approach %	100.0	0.0	0.0		0.0	100.0	0.0		100.0	0.0	0.0		
Total %	5.9	0.0	0.0	5.9	0.0	38.2	0.0	38.2	55.9	0.0	0.0	55.9	
Exiting Leg Total				0				38				30	68

Peak Hour Analysis from 07:30 AM to 09:30 AM begins at:

	6th Street				Binney Street				Binney Street				Total
	from North				from East				from West				
	Right	Left	U-Turn	Total	Right	Thru	U-Turn	Total	Thru	Left	U-Turn	Total	
7:45 AM	2	0	0	2	0	4	0	4	6	0	0	6	12
8:00 AM	0	0	0	0	0	3	0	3	6	0	0	6	9
8:15 AM	0	0	0	0	0	2	0	2	5	0	0	5	7
8:30 AM	0	0	0	0	0	3	0	3	5	0	0	5	8
Total Volume	2	0	0	2	0	12	0	12	22	0	0	22	36
% Approach Total	100.0	0.0	0.0		0.0	100.0	0.0		100.0	0.0	0.0		
PHF	0.250	0.000	0.000	0.250	0.000	0.750	0.000	0.750	0.917	0.000	0.000	0.917	0.750
Entering Leg	2	0	0	2	0	12	0	12	22	0	0	22	36
Exiting Leg				0				22				14	36
Total				2				34				36	72

PDI File #: **186556 F**  
 Location: **N: 6th Street**  
 Location: **E: Binney Street W: Binney Street**  
 City, State: **Cambridge, MA**  
 Client: **VHB/ S. Mandzo-Preldzic**  
 Site Code: **TBA**  
 Count Date: **Thursday, November 15, 2018**  
 Start Time: **7:30 AM**  
 End Time: **9:30 AM**  
 Class:



46 Morton Street, Framingham, MA 01702  
 Office: 508-875-0100 Fax: 508-875-0118  
 Email: datarequests@pdillc.com

**Single-Unit Trucks**

	6th Street				Binney Street				Binney Street				Total
	from North				from East				from West				
	Right	Left	U-Turn	Total	Right	Thru	U-Turn	Total	Thru	Left	U-Turn	Total	
7:30 AM	2	0	0	2	0	13	0	13	9	0	0	9	24
7:45 AM	1	0	0	1	0	12	0	12	10	0	0	10	23
Total	3	0	0	3	0	25	0	25	19	0	0	19	47
8:00 AM	1	0	0	1	0	14	0	14	10	0	0	10	25
8:15 AM	1	0	0	1	0	17	0	17	9	0	1	10	28
8:30 AM	3	0	0	3	2	12	0	14	9	0	0	9	26
8:45 AM	2	0	0	2	0	7	0	7	12	0	0	12	21
Total	7	0	0	7	2	50	0	52	40	0	1	41	100
9:00 AM	2	0	0	2	1	12	0	13	7	0	0	7	22
9:15 AM	0	0	0	0	1	12	0	13	11	0	0	11	24
Total	2	0	0	2	2	24	0	26	18	0	0	18	46
Grand Total	12	0	0	12	4	99	0	103	77	0	1	78	193
Approach %	100.0	0.0	0.0		3.9	96.1	0.0		98.7	0.0	1.3		
Total %	6.2	0.0	0.0	6.2	2.1	51.3	0.0	53.4	39.9	0.0	0.5	40.4	
Exiting Leg Total				4				77				112	193

Peak Hour Analysis from 07:30 AM to 09:30 AM begins at:

7:45 AM	6th Street				Binney Street				Binney Street				Total
	from North				from East				from West				
	Right	Left	U-Turn	Total	Right	Thru	U-Turn	Total	Thru	Left	U-Turn	Total	
7:45 AM	1	0	0	1	0	12	0	12	10	0	0	10	23
8:00 AM	1	0	0	1	0	14	0	14	10	0	0	10	25
8:15 AM	1	0	0	1	0	17	0	17	9	0	1	10	28
8:30 AM	3	0	0	3	2	12	0	14	9	0	0	9	26
Total Volume	6	0	0	6	2	55	0	57	38	0	1	39	102
% Approach Total	100.0	0.0	0.0		3.5	96.5	0.0		97.4	0.0	2.6		
PHF	0.500	0.000	0.000	0.500	0.250	0.809	0.000	0.838	0.950	0.000	0.250	0.975	0.911
Entering Leg	6	0	0	6	2	55	0	57	38	0	1	39	102
Exiting Leg				2				38				62	102
Total				8				95				101	204

PDI File #: **186556 F**  
 Location: **N: 6th Street**  
 Location: **E: Binney Street W: Binney Street**  
 City, State: **Cambridge, MA**  
 Client: **VHB/ S. Mandzo-Preldzic**  
 Site Code: **TBA**  
 Count Date: **Thursday, November 15, 2018**  
 Start Time: **7:30 AM**  
 End Time: **9:30 AM**  
 Class:



46 Morton Street, Framingham, MA 01702  
 Office: 508-875-0100 Fax: 508-875-0118  
 Email: datarequests@pdillc.com

**Articulated Trucks**

	6th Street				Binney Street				Binney Street				Total
	from North				from East				from West				
	Right	Left	U-Turn	Total	Right	Thru	U-Turn	Total	Thru	Left	U-Turn	Total	
7:30 AM	0	0	0	0	0	0	0	0	3	0	0	3	3
7:45 AM	0	0	0	0	0	2	0	2	1	0	0	1	3
Total	0	0	0	0	0	2	0	2	4	0	0	4	6
8:00 AM	0	0	0	0	0	0	0	0	3	0	0	3	3
8:15 AM	0	0	0	0	0	1	0	1	1	0	0	1	2
8:30 AM	0	0	0	0	0	0	0	0	1	0	0	1	1
8:45 AM	1	0	0	1	0	1	0	1	0	0	0	0	2
Total	1	0	0	1	0	2	0	2	5	0	0	5	8
9:00 AM	0	0	0	0	0	1	0	1	2	0	0	2	3
9:15 AM	0	0	0	0	0	2	0	2	1	0	0	1	3
Total	0	0	0	0	0	3	0	3	3	0	0	3	6
Grand Total	1	0	0	1	0	7	0	7	12	0	0	12	20
Approach %	100.0	0.0	0.0		0.0	100.0	0.0		100.0	0.0	0.0		
Total %	5.0	0.0	0.0	5.0	0.0	35.0	0.0	35.0	60.0	0.0	0.0	60.0	
Exiting Leg Total				0				12				8	20

Peak Hour Analysis from 07:30 AM to 09:30 AM begins at:

	6th Street				Binney Street				Binney Street				Total
	from North				from East				from West				
	Right	Left	U-Turn	Total	Right	Thru	U-Turn	Total	Thru	Left	U-Turn	Total	
7:30 AM	0	0	0	0	0	0	0	0	3	0	0	3	3
7:45 AM	0	0	0	0	0	2	0	2	1	0	0	1	3
8:00 AM	0	0	0	0	0	0	0	0	3	0	0	3	3
8:15 AM	0	0	0	0	0	1	0	1	1	0	0	1	2
Total Volume	0	0	0	0	0	3	0	3	8	0	0	8	11
% Approach Total	0.0	0.0	0.0		0.0	100.0	0.0		100.0	0.0	0.0		
PHF	0.000	0.000	0.000	0.000	0.000	0.375	0.000	0.375	0.667	0.000	0.000	0.667	0.917
Entering Leg	0	0	0	0	0	3	0	3	8	0	0	8	11
Exiting Leg				0				8				3	11
Total				0				11				11	22

PDI File #: 186556 F  
 Location: N: 6th Street  
 Location: E: Binney Street W: Binney Street  
 City, State: Cambridge, MA  
 Client: VHB/ S. Mandzo-Predzic  
 Site Code: TBA  
 Count Date: Thursday, November 15, 2018  
 Start Time: 7:30 AM  
 End Time: 9:30 AM  
 Class:



46 Morton Street, Framingham, MA 01702  
 Office: 508-875-0100 Fax: 508-875-0118  
 Email: datarequests@pdilic.com

**Bicycles (on Roadway and Crosswalks)**

	6th Street						Binney Street						Binney Street						Total	
	from North						from East						from West							
	Right	Left	U-Turn	CW-EB	CW-WB	Total	Right	Thru	U-Turn	CW-SB	CW-NB	Total	Thru	Left	U-Turn	CW-NB	CW-SB	Total		
7:30 AM	1	0	0	0	0	1	0	2	0	0	0	2	3	0	0	0	0	0	3	6
7:45 AM	3	0	0	1	0	4	0	3	0	2	0	5	7	0	0	0	0	0	7	16
Total	4	0	0	1	0	5	0	5	0	2	0	7	10	0	0	0	0	0	10	22
8:00 AM	1	0	0	0	0	1	0	1	0	1	0	2	2	0	0	0	0	0	2	5
8:15 AM	7	3	0	0	0	10	1	4	0	3	0	8	6	0	0	0	0	0	6	24
8:30 AM	3	2	0	0	0	5	1	4	0	2	0	7	3	0	0	0	0	0	3	15
8:45 AM	9	1	0	2	1	13	0	8	0	2	0	10	8	0	0	0	0	0	8	31
Total	20	6	0	2	1	29	2	17	0	8	0	27	19	0	0	0	0	0	19	75
9:00 AM	8	0	0	0	0	8	0	5	0	3	1	9	5	0	0	0	0	0	5	22
9:15 AM	1	2	0	1	0	4	0	7	0	2	0	9	5	0	0	0	0	0	5	18
Total	9	2	0	1	0	12	0	12	0	5	1	18	10	0	0	0	0	0	10	40
Grand Total	33	8	0	4	1	46	2	34	0	15	1	52	39	0	0	0	0	0	39	137
Approach %	71.7	17.4	0.0	8.7	2.2		3.8	65.4	0.0	28.8	1.9		100.0	0.0	0.0	0.0	0.0			
Total %	24.1	5.8	0.0	2.9	0.7	33.6	1.5	24.8	0.0	10.9	0.7	38.0	28.5	0.0	0.0	0.0	0.0		28.5	
Exiting Leg Total	7						63						67						137	

Peak Hour Analysis from 07:30 AM to 09:30 AM begins at:

	6th Street						Binney Street						Binney Street						Total	
	from North						from East						from West							
	Right	Left	U-Turn	CW-EB	CW-WB	Total	Right	Thru	U-Turn	CW-SB	CW-NB	Total	Thru	Left	U-Turn	CW-NB	CW-SB	Total		
8:15 AM	7	3	0	0	0	10	1	4	0	3	0	8	6	0	0	0	0	0	6	24
8:30 AM	3	2	0	0	0	5	1	4	0	2	0	7	3	0	0	0	0	0	3	15
8:45 AM	9	1	0	2	1	13	0	8	0	2	0	10	8	0	0	0	0	0	8	31
9:00 AM	8	0	0	0	0	8	0	5	0	3	1	9	5	0	0	0	0	0	5	22
Total Volume	27	6	0	2	1	36	2	21	0	10	1	34	22	0	0	0	0	0	22	92
% Approach Total	75.0	16.7	0.0	5.6	2.8		5.9	61.8	0.0	29.4	2.9		100.0	0.0	0.0	0.0	0.0			
PHF	0.750	0.500	0.000	0.250	0.250	0.692	0.500	0.656	0.000	0.833	0.250	0.850	0.688	0.000	0.000	0.000	0.000	0.000	0.688	0.742
Entering Leg	27	6	0	2	1	36	2	21	0	10	1	34	22	0	0	0	0	0	22	92
Exiting Leg	5						39						48						92	
Total	41						73						70						184	



PDI File #: 186556 F  
 Location: N: 6th Street  
 Location: E: Binney Street W: Binney Street  
 City, State: Cambridge, MA  
 Client: VHB/ S. Mandzo-Predzic  
 Site Code: TBA  
 Count Date: Thursday, November 15, 2018  
 Start Time: 7:30 AM  
 End Time: 9:30 AM  
 Class:



**Pedestrians**

	6th Street						Binney Street						Binney Street						Total
	from North						from East						from West						
	Right	Left	U-Turn	CW-EB	CW-WB	Total	Right	Thru	U-Turn	CW-SB	CW-NB	Total	Thru	Left	U-Turn	CW-NB	CW-SB	Total	
7:30 AM	0	0	0	23	12	35	0	0	0	23	74	97	0	0	0	1	2	3	135
7:45 AM	0	0	0	27	16	43	0	0	0	44	97	141	0	0	0	1	0	1	185
Total	0	0	0	50	28	78	0	0	0	67	171	238	0	0	0	2	2	4	320
8:00 AM	0	0	0	17	29	46	0	0	0	34	104	138	0	0	0	0	9	9	193
8:15 AM	0	0	0	33	29	62	0	0	0	57	111	168	0	0	0	2	3	5	235
8:30 AM	0	0	0	24	38	62	0	0	0	40	108	148	0	0	0	1	2	3	213
8:45 AM	0	0	0	29	42	71	0	0	0	59	109	168	0	0	0	2	0	2	241
Total	0	0	0	103	138	241	0	0	0	190	432	622	0	0	0	5	14	19	882
9:00 AM	0	0	0	23	57	80	0	0	0	49	125	174	0	0	0	0	0	0	254
9:15 AM	0	0	0	16	28	44	0	0	0	40	68	108	0	0	0	1	1	2	154
Total	0	0	0	39	85	124	0	0	0	89	193	282	0	0	0	1	1	2	408
Grand Total	0	0	0	192	251	443	0	0	0	346	796	1142	0	0	0	8	17	25	1610
Approach %	0	0	0	43.341	56.659		0	0	0	30.298	69.702		0	0	0	32	68		
Total %	0	0	0	11.925	15.59	27.516	0	0	0	21.491	49.441	70.932	0	0	0	0.4969	1.0559	1.5528	
Exiting Leg Total	443						1142						25						1610

Peak Hour Analysis from 07:30 AM to 09:30 AM begins at:

8:15 AM	6th Street						Binney Street						Binney Street						Total
	from North						from East						from West						
	Right	Left	U-Turn	CW-EB	CW-WB	Total	Right	Thru	U-Turn	CW-SB	CW-NB	Total	Thru	Left	U-Turn	CW-NB	CW-SB	Total	
8:15 AM	0	0	0	33	29	62	0	0	0	57	111	168	0	0	0	2	3	5	235
8:30 AM	0	0	0	24	38	62	0	0	0	40	108	148	0	0	0	1	2	3	213
8:45 AM	0	0	0	29	42	71	0	0	0	59	109	168	0	0	0	2	0	2	241
9:00 AM	0	0	0	23	57	80	0	0	0	49	125	174	0	0	0	0	0	0	254
Total Volume	0	0	0	109	166	275	0	0	0	205	453	658	0	0	0	5	5	10	943
% Approach Total	0.0	0.0	0.0	39.6	60.4		0.0	0.0	0.0	31.2	68.8		0.0	0.0	0.0	50.0	50.0		
PHF	0.000	0.000	0.000	0.826	0.728	0.859	0.000	0.000	0.000	0.869	0.906	0.945	0.000	0.000	0.000	0.625	0.417	0.500	0.928
Entering Leg	0	0	0	109	166	275	0	0	0	205	453	658	0	0	0	5	5	10	943
Exiting Leg	275						658						10						943
Total	550						1316						20						1886

PDI File #: **186556 FF**  
 Location: **N: 6th Street**  
 Location: **E: Binney Street W: Binney Street**  
 City, State: **Cambridge, MA**  
 Client: **VHB/ S. Mandzo-Preldzic**  
 Site Code: **TBA**  
 Count Date: **Thursday, November 15, 2018**  
 Start Time: **4:30 PM**  
 End Time: **6:30 PM**  
 Class:



**Cars and Heavy Vehicles (Combined)**

	6th Street				Binney Street				Binney Street				Total
	from North				from East				from West				
	Right	Left	U-Turn	Total	Right	Thru	U-Turn	Total	Thru	Left	U-Turn	Total	
4:30 PM	18	0	0	18	11	65	0	76	225	0	0	225	319
4:45 PM	13	0	0	13	7	52	0	59	179	0	0	179	251
<b>Total</b>	<b>31</b>	<b>0</b>	<b>0</b>	<b>31</b>	<b>18</b>	<b>117</b>	<b>0</b>	<b>135</b>	<b>404</b>	<b>0</b>	<b>0</b>	<b>404</b>	<b>570</b>
5:00 PM	15	0	0	15	17	52	0	69	197	0	0	197	281
5:15 PM	17	0	0	17	15	74	0	89	212	0	0	212	318
5:30 PM	17	0	0	17	13	65	0	78	154	0	0	154	249
5:45 PM	23	0	0	23	9	61	0	70	193	0	0	193	286
<b>Total</b>	<b>72</b>	<b>0</b>	<b>0</b>	<b>72</b>	<b>54</b>	<b>252</b>	<b>0</b>	<b>306</b>	<b>756</b>	<b>0</b>	<b>0</b>	<b>756</b>	<b>1134</b>
6:00 PM	12	0	0	12	6	69	0	75	185	1	0	186	273
6:15 PM	6	0	0	6	11	50	0	61	177	0	0	177	244
<b>Total</b>	<b>18</b>	<b>0</b>	<b>0</b>	<b>18</b>	<b>17</b>	<b>119</b>	<b>0</b>	<b>136</b>	<b>362</b>	<b>1</b>	<b>0</b>	<b>363</b>	<b>517</b>
<b>Grand Total</b>	<b>121</b>	<b>0</b>	<b>0</b>	<b>121</b>	<b>89</b>	<b>488</b>	<b>0</b>	<b>577</b>	<b>1522</b>	<b>1</b>	<b>0</b>	<b>1523</b>	<b>2221</b>
Approach %	100.0	0.0	0.0		15.4	84.6	0.0		99.9	0.1	0.0		
Total %	5.4	0.0	0.0	5.4	4.0	22.0	0.0	26.0	68.5	0.0	0.0	68.6	
Exiting Leg Total				90				1522				609	2221
Cars	119	0	0	119	89	442	0	531	1477	1	0	1478	2128
% Cars	98.3	0.0	0.0	98.3	100.0	90.6	0.0	92.0	97.0	100.0	0.0	97.0	95.8
Exiting Leg Total				90				1477				561	2128
Heavy Vehicles	2	0	0	2	0	46	0	46	45	0	0	45	93
% Heavy Vehicles	1.7	0.0	0.0	1.7	0.0	9.4	0.0	8.0	3.0	0.0	0.0	3.0	4.2
Exiting Leg Total				0				45				48	93

Peak Hour Analysis from 04:30 PM to 06:30 PM begins at:

4:30 PM	6th Street				Binney Street				Binney Street				Total
	from North				from East				from West				
	Right	Left	U-Turn	Total	Right	Thru	U-Turn	Total	Thru	Left	U-Turn	Total	
4:30 PM	18	0	0	18	11	65	0	76	225	0	0	225	319
4:45 PM	13	0	0	13	7	52	0	59	179	0	0	179	251
5:00 PM	15	0	0	15	17	52	0	69	197	0	0	197	281
5:15 PM	17	0	0	17	15	74	0	89	212	0	0	212	318
<b>Total Volume</b>	<b>63</b>	<b>0</b>	<b>0</b>	<b>63</b>	<b>50</b>	<b>243</b>	<b>0</b>	<b>293</b>	<b>813</b>	<b>0</b>	<b>0</b>	<b>813</b>	<b>1169</b>
% Approach Total	100.0	0.0	0.0		17.1	82.9	0.0		100.0	0.0	0.0		
PHF	0.875	0.000	0.000	0.875	0.735	0.821	0.000	0.823	0.903	0.000	0.000	0.903	0.916
Cars	61	0	0	61	50	218	0	268	787	0	0	787	1116
Cars %	96.8	0.0	0.0	96.8	100.0	89.7	0.0	91.5	96.8	0.0	0.0	96.8	95.5
Heavy Vehicles	2	0	0	2	0	25	0	25	26	0	0	26	53
Heavy Vehicles %	3.2	0.0	0.0	3.2	0.0	10.3	0.0	8.5	3.2	0.0	0.0	3.2	4.5
Cars Enter Leg	61	0	0	61	50	218	0	268	787	0	0	787	1116
Heavy Enter Leg	2	0	0	2	0	25	0	25	26	0	0	26	53
<b>Total Entering Leg</b>	<b>63</b>	<b>0</b>	<b>0</b>	<b>63</b>	<b>50</b>	<b>243</b>	<b>0</b>	<b>293</b>	<b>813</b>	<b>0</b>	<b>0</b>	<b>813</b>	<b>1169</b>
Cars Exiting Leg				50				787				279	1116
Heavy Exiting Leg				0				26				27	53
<b>Total Exiting Leg</b>				<b>50</b>				<b>813</b>				<b>306</b>	<b>1169</b>

PDI File #: **186556 FF**  
 Location: **N: 6th Street**  
 Location: **E: Binney Street W: Binney Street**  
 City, State: **Cambridge, MA**  
 Client: **VHB/ S. Mandzo-Preldzic**  
 Site Code: **TBA**  
 Count Date: **Thursday, November 15, 2018**  
 Start Time: **4:30 PM**  
 End Time: **6:30 PM**



46 Morton Street, Framingham, MA 01702  
 Office: 508-875-0100 Fax: 508-875-0118  
 Email: datarequests@pdillc.com

**Cars-Combined (Motorcycles, Cars, Light Goods)**

	6th Street				Binney Street				Binney Street				Total
	from North				from East				from West				
	Right	Left	U-Turn	Total	Right	Thru	U-Turn	Total	Thru	Left	U-Turn	Total	
4:30 PM	17	0	0	17	11	57	0	68	218	0	0	218	303
4:45 PM	13	0	0	13	7	47	0	54	169	0	0	169	236
Total	30	0	0	30	18	104	0	122	387	0	0	387	539
5:00 PM	14	0	0	14	17	46	0	63	193	0	0	193	270
5:15 PM	17	0	0	17	15	68	0	83	207	0	0	207	307
5:30 PM	17	0	0	17	13	60	0	73	149	0	0	149	239
5:45 PM	23	0	0	23	9	54	0	63	189	0	0	189	275
Total	71	0	0	71	54	228	0	282	738	0	0	738	1091
6:00 PM	12	0	0	12	6	65	0	71	178	1	0	179	262
6:15 PM	6	0	0	6	11	45	0	56	174	0	0	174	236
Total	18	0	0	18	17	110	0	127	352	1	0	353	498
Grand Total	119	0	0	119	89	442	0	531	1477	1	0	1478	2128
Approach %	100.0	0.0	0.0		16.8	83.2	0.0		99.9	0.1	0.0		
Total %	5.6	0.0	0.0	5.6	4.2	20.8	0.0	25.0	69.4	0.0	0.0	69.5	
Exiting Leg Total				90				1477				561	2128

Peak Hour Analysis from 04:30 PM to 06:30 PM begins at:

	6th Street				Binney Street				Binney Street				Total
	from North				from East				from West				
	Right	Left	U-Turn	Total	Right	Thru	U-Turn	Total	Thru	Left	U-Turn	Total	
4:30 PM	17	0	0	17	11	57	0	68	218	0	0	218	303
4:45 PM	13	0	0	13	7	47	0	54	169	0	0	169	236
5:00 PM	14	0	0	14	17	46	0	63	193	0	0	193	270
5:15 PM	17	0	0	17	15	68	0	83	207	0	0	207	307
Total Volume	61	0	0	61	50	218	0	268	787	0	0	787	1116
% Approach Total	100.0	0.0	0.0		18.7	81.3	0.0		100.0	0.0	0.0		
PHF	0.897	0.000	0.000	0.897	0.735	0.801	0.000	0.807	0.903	0.000	0.000	0.903	0.909
Entering Leg	61	0	0	61	50	218	0	268	787	0	0	787	1116
Exiting Leg				50				787				279	1116
Total				111				1055				1066	2232

PDI File #: **186556 FF**  
 Location: **N: 6th Street**  
 Location: **E: Binney Street W: Binney Street**  
 City, State: **Cambridge, MA**  
 Client: **VHB/ S. Mandzo-Preldzic**  
 Site Code: **TBA**  
 Count Date: **Thursday, November 15, 2018**  
 Start Time: **4:30 PM**  
 End Time: **6:30 PM**



46 Morton Street, Framingham, MA 01702  
 Office: 508-875-0100 Fax: 508-875-0118  
 Email: datarequests@pdilic.com

Class: **Heavy Vehicles-Combined (Buses, Single-Unit Trucks, Articulated Trucks)**

	6th Street				Binney Street				Binney Street				Total
	from North				from East				from West				
	Right	Left	U-Turn	Total	Right	Thru	U-Turn	Total	Thru	Left	U-Turn	Total	
4:30 PM	1	0	0	1	0	8	0	8	7	0	0	7	16
4:45 PM	0	0	0	0	0	5	0	5	10	0	0	10	15
<b>Total</b>	<b>1</b>	<b>0</b>	<b>0</b>	<b>1</b>	<b>0</b>	<b>13</b>	<b>0</b>	<b>13</b>	<b>17</b>	<b>0</b>	<b>0</b>	<b>17</b>	<b>31</b>
5:00 PM	1	0	0	1	0	6	0	6	4	0	0	4	11
5:15 PM	0	0	0	0	0	6	0	6	5	0	0	5	11
5:30 PM	0	0	0	0	0	5	0	5	5	0	0	5	10
5:45 PM	0	0	0	0	0	7	0	7	4	0	0	4	11
<b>Total</b>	<b>1</b>	<b>0</b>	<b>0</b>	<b>1</b>	<b>0</b>	<b>24</b>	<b>0</b>	<b>24</b>	<b>18</b>	<b>0</b>	<b>0</b>	<b>18</b>	<b>43</b>
6:00 PM	0	0	0	0	0	4	0	4	7	0	0	7	11
6:15 PM	0	0	0	0	0	5	0	5	3	0	0	3	8
<b>Total</b>	<b>0</b>	<b>0</b>	<b>0</b>	<b>0</b>	<b>0</b>	<b>9</b>	<b>0</b>	<b>9</b>	<b>10</b>	<b>0</b>	<b>0</b>	<b>10</b>	<b>19</b>
<b>Grand Total</b>	<b>2</b>	<b>0</b>	<b>0</b>	<b>2</b>	<b>0</b>	<b>46</b>	<b>0</b>	<b>46</b>	<b>45</b>	<b>0</b>	<b>0</b>	<b>45</b>	<b>93</b>
Approach %	100.0	0.0	0.0		0.0	100.0	0.0		100.0	0.0	0.0		
Total %	2.2	0.0	0.0	2.2	0.0	49.5	0.0	49.5	48.4	0.0	0.0	48.4	
Exiting Leg Total	0				45				48				93
Buses	0	0	0	0	0	31	0	31	18	0	0	18	49
% Buses	0.0	0.0	0.0	0.0	0.0	67.4	0.0	67.4	40.0	0.0	0.0	40.0	52.7
Exiting Leg Total	0				18				31				49
Single-Unit Trucks	2	0	0	2	0	14	0	14	25	0	0	25	41
% Single-Unit	100.0	0.0	0.0	100.0	0.0	30.4	0.0	30.4	55.6	0.0	0.0	55.6	44.1
Exiting Leg Total	0				25				16				41
Articulated Trucks	0	0	0	0	0	1	0	1	2	0	0	2	3
% Articulated	0.0	0.0	0.0	0.0	0.0	2.2	0.0	2.2	4.4	0.0	0.0	4.4	3.2
Exiting Leg Total	0				2				1				3

Peak Hour Analysis from 04:30 PM to 06:30 PM begins at:

	6th Street				Binney Street				Binney Street				Total
	from North				from East				from West				
	Right	Left	U-Turn	Total	Right	Thru	U-Turn	Total	Thru	Left	U-Turn	Total	
4:30 PM	1	0	0	1	0	8	0	8	7	0	0	7	16
4:45 PM	0	0	0	0	0	5	0	5	10	0	0	10	15
5:00 PM	1	0	0	1	0	6	0	6	4	0	0	4	11
5:15 PM	0	0	0	0	0	6	0	6	5	0	0	5	11
<b>Total Volume</b>	<b>2</b>	<b>0</b>	<b>0</b>	<b>2</b>	<b>0</b>	<b>25</b>	<b>0</b>	<b>25</b>	<b>26</b>	<b>0</b>	<b>0</b>	<b>26</b>	<b>53</b>
% Approach Total	100.0	0.0	0.0		0.0	100.0	0.0		100.0	0.0	0.0		
PHF	0.500	0.000	0.000	0.500	0.000	0.781	0.000	0.781	0.650	0.000	0.000	0.650	0.828
Buses	0	0	0	0	0	18	0	18	11	0	0	11	29
Buses %	0.0	0.0	0.0	0.0	0.0	72.0	0.0	72.0	42.3	0.0	0.0	42.3	54.7
Single-Unit Trucks	2	0	0	2	0	7	0	7	14	0	0	14	23
Single-Unit %	100.0	0.0	0.0	100.0	0.0	28.0	0.0	28.0	53.8	0.0	0.0	53.8	43.4
Articulated Trucks	0	0	0	0	0	0	0	0	1	0	0	1	1
Articulated %	0.0	0.0	0.0	0.0	0.0	0.0	0.0	0.0	3.8	0.0	0.0	3.8	1.9
Buses	0	0	0	0	0	18	0	18	11	0	0	11	29
Single-Unit Trucks	2	0	0	2	0	7	0	7	14	0	0	14	23
Articulated Trucks	0	0	0	0	0	0	0	0	1	0	0	1	1
<b>Total Entering Leg</b>	<b>2</b>	<b>0</b>	<b>0</b>	<b>2</b>	<b>0</b>	<b>25</b>	<b>0</b>	<b>25</b>	<b>26</b>	<b>0</b>	<b>0</b>	<b>26</b>	<b>53</b>
Buses	0				11				18				29
Single-Unit Trucks	0				14				9				23
Articulated Trucks	0				1				0				1
<b>Total Exiting Leg</b>	<b>0</b>				<b>26</b>				<b>27</b>				<b>53</b>

PDI File #: **186556 FF**  
 Location: **N: 6th Street**  
 Location: **E: Binney Street W: Binney Street**  
 City, State: **Cambridge, MA**  
 Client: **VHB/ S. Mandzo-Prelidzic**  
 Site Code: **TBA**  
 Count Date: **Thursday, November 15, 2018**  
 Start Time: **4:30 PM**  
 End Time: **6:30 PM**  
 Class:



46 Morton Street, Framingham, MA 01702  
 Office: 508-875-0100 Fax: 508-875-0118  
 Email: datarequests@pdillc.com

**Cars**

	6th Street				Binney Street				Binney Street				Total
	from North				from East				from West				
	Right	Left	U-Turn	Total	Right	Thru	U-Turn	Total	Thru	Left	U-Turn	Total	
4:30 PM	17	0	0	17	10	54	0	64	209	0	0	209	290
4:45 PM	13	0	0	13	6	42	0	48	164	0	0	164	225
Total	30	0	0	30	16	96	0	112	373	0	0	373	515
5:00 PM	12	0	0	12	15	42	0	57	184	0	0	184	253
5:15 PM	16	0	0	16	14	66	0	80	201	0	0	201	297
5:30 PM	16	0	0	16	12	56	0	68	145	0	0	145	229
5:45 PM	23	0	0	23	9	53	0	62	181	0	0	181	266
Total	67	0	0	67	50	217	0	267	711	0	0	711	1045
6:00 PM	12	0	0	12	6	65	0	71	172	0	0	172	255
6:15 PM	6	0	0	6	11	43	0	54	173	0	0	173	233
Total	18	0	0	18	17	108	0	125	345	0	0	345	488
Grand Total	115	0	0	115	83	421	0	504	1429	0	0	1429	2048
Approach %	100.0	0.0	0.0		16.5	83.5	0.0		100.0	0.0	0.0		
Total %	5.6	0.0	0.0	5.6	4.1	20.6	0.0	24.6	69.8	0.0	0.0	69.8	
Exiting Leg Total				83				1429				536	2048

Peak Hour Analysis from 04:30 PM to 06:30 PM begins at:

	6th Street				Binney Street				Binney Street				Total
	from North				from East				from West				
	Right	Left	U-Turn	Total	Right	Thru	U-Turn	Total	Thru	Left	U-Turn	Total	
4:30 PM	17	0	0	17	10	54	0	64	209	0	0	209	290
4:45 PM	13	0	0	13	6	42	0	48	164	0	0	164	225
5:00 PM	12	0	0	12	15	42	0	57	184	0	0	184	253
5:15 PM	16	0	0	16	14	66	0	80	201	0	0	201	297
Total Volume	58	0	0	58	45	204	0	249	758	0	0	758	1065
% Approach Total	100.0	0.0	0.0		18.1	81.9	0.0		100.0	0.0	0.0		
PHF	0.853	0.000	0.000	0.853	0.750	0.773	0.000	0.778	0.907	0.000	0.000	0.907	0.896
Entering Leg	58	0	0	58	45	204	0	249	758	0	0	758	1065
Exiting Leg				45				758				262	1065
Total				103				1007				1020	2130

PDI File #: **186556 FF**  
 Location: **N: 6th Street**  
 Location: **E: Binney Street W: Binney Street**  
 City, State: **Cambridge, MA**  
 Client: **VHB/ S. Mandzo-Prelzic**  
 Site Code: **TBA**  
 Count Date: **Thursday, November 15, 2018**  
 Start Time: **4:30 PM**  
 End Time: **6:30 PM**  
 Class:



46 Morton Street, Framingham, MA 01702  
 Office: 508-875-0100 Fax: 508-875-0118  
 Email: datarequests@pdilic.com

**Light Goods Vehicle**

	6th Street				Binney Street				Binney Street				Total
	from North				from East				from West				
	Right	Left	U-Turn	Total	Right	Thru	U-Turn	Total	Thru	Left	U-Turn	Total	
4:30 PM	0	0	0	0	1	3	0	4	9	0	0	9	13
4:45 PM	0	0	0	0	1	5	0	6	5	0	0	5	11
Total	0	0	0	0	2	8	0	10	14	0	0	14	24
5:00 PM	2	0	0	2	2	3	0	5	9	0	0	9	16
5:15 PM	1	0	0	1	1	2	0	3	6	0	0	6	10
5:30 PM	1	0	0	1	1	3	0	4	4	0	0	4	9
5:45 PM	0	0	0	0	0	1	0	1	8	0	0	8	9
Total	4	0	0	4	4	9	0	13	27	0	0	27	44
6:00 PM	0	0	0	0	0	0	0	0	6	0	0	6	6
6:15 PM	0	0	0	0	0	2	0	2	1	0	0	1	3
Total	0	0	0	0	0	2	0	2	7	0	0	7	9
Grand Total	4	0	0	4	6	19	0	25	48	0	0	48	77
Approach %	100.0	0.0	0.0		24.0	76.0	0.0		100.0	0.0	0.0		
Total %	5.2	0.0	0.0	5.2	7.8	24.7	0.0	32.5	62.3	0.0	0.0	62.3	
Exiting Leg Total				6				48				23	77

Peak Hour Analysis from 04:30 PM to 06:30 PM begins at:

	6th Street				Binney Street				Binney Street				Total
	from North				from East				from West				
	Right	Left	U-Turn	Total	Right	Thru	U-Turn	Total	Thru	Left	U-Turn	Total	
4:30 PM	0	0	0	0	1	3	0	4	9	0	0	9	13
4:45 PM	0	0	0	0	1	5	0	6	5	0	0	5	11
5:00 PM	2	0	0	2	2	3	0	5	9	0	0	9	16
5:15 PM	1	0	0	1	1	2	0	3	6	0	0	6	10
Total Volume	3	0	0	3	5	13	0	18	29	0	0	29	50
% Approach Total	100.0	0.0	0.0		27.8	72.2	0.0		100.0	0.0	0.0		
PHF	0.375	0.000	0.000	0.375	0.625	0.650	0.000	0.750	0.806	0.000	0.000	0.806	0.781
Entering Leg	3	0	0	3	5	13	0	18	29	0	0	29	50
Exiting Leg				5				29				16	50
Total				8				47				45	100

PDI File #: **186556 FF**  
 Location: **N: 6th Street**  
 Location: **E: Binney Street W: Binney Street**  
 City, State: **Cambridge, MA**  
 Client: **VHB/ S. Mandzo-Prelidzic**  
 Site Code: **TBA**  
 Count Date: **Thursday, November 15, 2018**  
 Start Time: **4:30 PM**  
 End Time: **6:30 PM**  
 Class:



46 Morton Street, Framingham, MA 01702  
 Office: 508-875-0100 Fax: 508-875-0118  
 Email: datarequests@pdilic.com

**Buses**

	6th Street				Binney Street				Binney Street				Total
	from North				from East				from West				
	Right	Left	U-Turn	Total	Right	Thru	U-Turn	Total	Thru	Left	U-Turn	Total	
4:30 PM	0	0	0	0	0	6	0	6	2	0	0	2	8
4:45 PM	0	0	0	0	0	3	0	3	4	0	0	4	7
Total	0	0	0	0	0	9	0	9	6	0	0	6	15
5:00 PM	0	0	0	0	0	4	0	4	3	0	0	3	7
5:15 PM	0	0	0	0	0	5	0	5	2	0	0	2	7
5:30 PM	0	0	0	0	0	4	0	4	2	0	0	2	6
5:45 PM	0	0	0	0	0	2	0	2	1	0	0	1	3
Total	0	0	0	0	0	15	0	15	8	0	0	8	23
6:00 PM	0	0	0	0	0	3	0	3	2	0	0	2	5
6:15 PM	0	0	0	0	0	4	0	4	2	0	0	2	6
Total	0	0	0	0	0	7	0	7	4	0	0	4	11
Grand Total	0	0	0	0	0	31	0	31	18	0	0	18	49
Approach %	0.0	0.0	0.0		0.0	100.0	0.0		100.0	0.0	0.0		
Total %	0.0	0.0	0.0	0.0	0.0	63.3	0.0	63.3	36.7	0.0	0.0	36.7	
Exiting Leg Total	0				18				31				49

Peak Hour Analysis from 04:30 PM to 06:30 PM begins at:

	6th Street				Binney Street				Binney Street				Total
	from North				from East				from West				
	Right	Left	U-Turn	Total	Right	Thru	U-Turn	Total	Thru	Left	U-Turn	Total	
4:30 PM	0	0	0	0	0	6	0	6	2	0	0	2	8
4:45 PM	0	0	0	0	0	3	0	3	4	0	0	4	7
5:00 PM	0	0	0	0	0	4	0	4	3	0	0	3	7
5:15 PM	0	0	0	0	0	5	0	5	2	0	0	2	7
Total Volume	0	0	0	0	0	18	0	18	11	0	0	11	29
% Approach Total	0.0	0.0	0.0		0.0	100.0	0.0		100.0	0.0	0.0		
PHF	0.000	0.000	0.000	0.000	0.000	0.750	0.000	0.750	0.688	0.000	0.000	0.688	0.906
Entering Leg	0	0	0	0	0	18	0	18	11	0	0	11	29
Exiting Leg	0				11				18				29
Total	0				29				29				58

PDI File #: **186556 FF**  
 Location: **N: 6th Street**  
 Location: **E: Binney Street W: Binney Street**  
 City, State: **Cambridge, MA**  
 Client: **VHB/ S. Mandzo-Preldzic**  
 Site Code: **TBA**  
 Count Date: **Thursday, November 15, 2018**  
 Start Time: **4:30 PM**  
 End Time: **6:30 PM**  
 Class:



46 Morton Street, Framingham, MA 01702  
 Office: 508-875-0100 Fax: 508-875-0118  
 Email: datarequests@pdilic.com

**Single-Unit Trucks**

	6th Street				Binney Street				Binney Street				Total
	from North				from East				from West				
	Right	Left	U-Turn	Total	Right	Thru	U-Turn	Total	Thru	Left	U-Turn	Total	
4:30 PM	1	0	0	1	0	2	0	2	5	0	0	5	8
4:45 PM	0	0	0	0	0	2	0	2	5	0	0	5	7
Total	1	0	0	1	0	4	0	4	10	0	0	10	15
5:00 PM	1	0	0	1	0	2	0	2	1	0	0	1	4
5:15 PM	0	0	0	0	0	1	0	1	3	0	0	3	4
5:30 PM	0	0	0	0	0	1	0	1	2	0	0	2	3
5:45 PM	0	0	0	0	0	4	0	4	3	0	0	3	7
Total	1	0	0	1	0	8	0	8	9	0	0	9	18
6:00 PM	0	0	0	0	0	1	0	1	5	0	0	5	6
6:15 PM	0	0	0	0	0	1	0	1	1	0	0	1	2
Total	0	0	0	0	0	2	0	2	6	0	0	6	8
Grand Total	2	0	0	2	0	14	0	14	25	0	0	25	41
Approach %	100.0	0.0	0.0		0.0	100.0	0.0		100.0	0.0	0.0		
Total %	4.9	0.0	0.0	4.9	0.0	34.1	0.0	34.1	61.0	0.0	0.0	61.0	
Exiting Leg Total	0				25				16				41

Peak Hour Analysis from 04:30 PM to 06:30 PM begins at:

	6th Street				Binney Street				Binney Street				Total
	from North				from East				from West				
	Right	Left	U-Turn	Total	Right	Thru	U-Turn	Total	Thru	Left	U-Turn	Total	
4:30 PM	1	0	0	1	0	2	0	2	5	0	0	5	8
4:45 PM	0	0	0	0	0	2	0	2	5	0	0	5	7
5:00 PM	1	0	0	1	0	2	0	2	1	0	0	1	4
5:15 PM	0	0	0	0	0	1	0	1	3	0	0	3	4
Total Volume	2	0	0	2	0	7	0	7	14	0	0	14	23
% Approach Total	100.0	0.0	0.0		0.0	100.0	0.0		100.0	0.0	0.0		
PHF	0.500	0.000	0.000	0.500	0.000	0.875	0.000	0.875	0.700	0.000	0.000	0.700	0.719
Entering Leg	2	0	0	2	0	7	0	7	14	0	0	14	23
Exiting Leg	0				14				9				23
Total	2				21				23				46



PDI File #: **186556 FF**  
 Location: **N: 6th Street**  
 Location: **E: Binney Street W: Binney Street**  
 City, State: **Cambridge, MA**  
 Client: **VHB/ S. Mandzo-Preldzic**  
 Site Code: **TBA**  
 Count Date: **Thursday, November 15, 2018**  
 Start Time: **4:30 PM**  
 End Time: **6:30 PM**  
 Class:



46 Morton Street, Framingham, MA 01702  
 Office: 508-875-0100 Fax: 508-875-0118  
 Email: datarequests@pdillc.com

**Articulated Trucks**

	6th Street				Binney Street				Binney Street				Total
	from North				from East				from West				
	Right	Left	U-Turn	Total	Right	Thru	U-Turn	Total	Thru	Left	U-Turn	Total	
4:30 PM	0	0	0	0	0	0	0	0	0	0	0	0	0
4:45 PM	0	0	0	0	0	0	0	0	0	1	0	0	1
Total	0	0	0	0	0	0	0	0	0	1	0	0	1
5:00 PM	0	0	0	0	0	0	0	0	0	0	0	0	0
5:15 PM	0	0	0	0	0	0	0	0	0	0	0	0	0
5:30 PM	0	0	0	0	0	0	0	0	0	1	0	0	1
5:45 PM	0	0	0	0	0	1	0	1	0	0	0	0	1
Total	0	0	0	0	0	1	0	1	1	0	0	1	2
6:00 PM	0	0	0	0	0	0	0	0	0	0	0	0	0
6:15 PM	0	0	0	0	0	0	0	0	0	0	0	0	0
Total	0	0	0	0	0	0	0	0	0	0	0	0	0
Grand Total	0	0	0	0	0	1	0	1	2	0	0	2	3
Approach %	0.0	0.0	0.0		0.0	100.0	0.0		100.0	0.0	0.0		
Total %	0.0	0.0	0.0	0.0	0.0	33.3	0.0	33.3	66.7	0.0	0.0	66.7	
Exiting Leg Total	0				2				1				3

Peak Hour Analysis from 04:30 PM to 06:30 PM begins at:

	6th Street				Binney Street				Binney Street				Total
	from North				from East				from West				
	Right	Left	U-Turn	Total	Right	Thru	U-Turn	Total	Thru	Left	U-Turn	Total	
4:45 PM	0	0	0	0	0	0	0	0	0	1	0	0	1
5:00 PM	0	0	0	0	0	0	0	0	0	0	0	0	0
5:15 PM	0	0	0	0	0	0	0	0	0	0	0	0	0
5:30 PM	0	0	0	0	0	0	0	0	0	1	0	0	1
Total Volume	0	0	0	0	0	0	0	0	0	2	0	0	2
% Approach Total	0.0	0.0	0.0		0.0	0.0	0.0		100.0	0.0	0.0		
PHF	0.000	0.000	0.000	0.000	0.000	0.000	0.000	0.000	0.500	0.000	0.000	0.500	0.500
Entering Leg	0	0	0	0	0	0	0	0	2	0	0	2	2
Exiting Leg	0				2				0				2
Total	0				2				2				4

PDI File #: **186556 FF**  
 Location: **N: 6th Street**  
 Location: **E: Binney Street W: Binney Street**  
 City, State: **Cambridge, MA**  
 Client: **VHB/ S. Mandzo-Preldzic**  
 Site Code: **TBA**  
 Count Date: **Thursday, November 15, 2018**  
 Start Time: **4:30 PM**  
 End Time: **6:30 PM**



46 Morton Street, Framingham, MA 01702  
 Office: 508-875-0100 Fax: 508-875-0118  
 Email: datarequests@pdilic.com

**Bicycles (on Roadway and Crosswalks)**

	6th Street							Binney Street						Binney Street						Total
	from North							from East						from West						
	Right	Left	U-Turn	CW-EB	CW-WB	Total		Right	Thru	U-Turn	CW-SB	CW-NB	Total	Thru	Left	U-Turn	CW-NB	CW-SB	Total	
4:30 PM	1	1	0	0	0	0	2	0	0	0	0	0	0	0	0	0	0	0	0	2
4:45 PM	1	0	0	0	0	0	1	0	5	0	0	0	5	2	0	0	0	0	2	8
Total	2	1	0	0	0	0	3	0	5	0	0	0	5	2	0	0	0	0	2	10
5:00 PM	0	0	0	1	0	1	1	0	5	0	0	0	5	0	1	0	0	0	1	7
5:15 PM	2	0	0	0	0	2	2	2	6	0	0	0	8	2	0	0	0	0	2	12
5:30 PM	1	0	0	0	1	2	0	7	0	1	0	8	8	0	0	0	0	0	8	18
5:45 PM	0	0	0	0	0	0	0	0	4	0	0	2	6	1	0	0	0	0	1	7
Total	3	0	0	1	1	5	5	2	22	0	1	2	27	11	1	0	0	0	12	44
6:00 PM	3	0	0	0	0	3	3	0	9	0	1	1	11	2	0	0	0	0	2	16
6:15 PM	2	0	0	0	0	2	2	0	5	0	0	1	6	2	2	0	0	0	4	12
Total	5	0	0	0	0	5	5	0	14	0	1	2	17	4	2	0	0	0	6	28
Grand Total	10	1	0	1	1	13	13	2	41	0	2	4	49	17	3	0	0	0	20	82
Approach %	76.9	7.7	0.0	7.7	7.7			4.1	83.7	0.0	4.1	8.2		85.0	15.0	0.0	0.0	0.0		
Total %	12.2	1.2	0.0	1.2	1.2	15.9		2.4	50.0	0.0	2.4	4.9	59.8	20.7	3.7	0.0	0.0	0.0	24.4	
Exiting Leg Total	7							24						51						82

Peak Hour Analysis from 04:30 PM to 06:30 PM begins at:

	6th Street							Binney Street						Binney Street						Total
	from North							from East						from West						
	Right	Left	U-Turn	CW-EB	CW-WB	Total		Right	Thru	U-Turn	CW-SB	CW-NB	Total	Thru	Left	U-Turn	CW-NB	CW-SB	Total	
5:15 PM	2	0	0	0	0	2	2	2	6	0	0	0	8	2	0	0	0	0	2	12
5:30 PM	1	0	0	0	1	2	0	7	0	1	0	8	8	0	0	0	0	0	8	18
5:45 PM	0	0	0	0	0	0	0	4	0	0	2	6	1	0	0	0	0	0	1	7
6:00 PM	3	0	0	0	0	3	0	9	0	1	1	11	2	0	0	0	0	0	2	16
Total Volume	6	0	0	0	1	7	2	26	0	2	3	33	13	0	0	0	0	0	13	53
% Approach Total	85.7	0.0	0.0	0.0	14.3		6.1	78.8	0.0	6.1	9.1		100.0	0.0	0.0	0.0	0.0			
PHF	0.500	0.000	0.000	0.000	0.250	0.583	0.250	0.722	0.000	0.500	0.375	0.750	0.406	0.000	0.000	0.000	0.000	0.000	0.406	0.736
Entering Leg	6	0	0	0	1	7	2	26	0	2	3	33	13	0	0	0	0	0	13	53
Exiting Leg	3							18						32						53
Total	10							51						45						106

PDI File #: 186556 FF  
 Location: N: 6th Street  
 Location: E: Binney Street W: Binney Street  
 City, State: Cambridge, MA  
 Client: VHB/ S. Mandzo-Predzic  
 Site Code: TBA  
 Count Date: Thursday, November 15, 2018  
 Start Time: 4:30 PM  
 End Time: 6:30 PM  
 Class:



46 Morton Street, Framingham, MA 01702  
 Office: 508-875-0100 Fax: 508-875-0118  
 Email: datarequests@pdilic.com

**Pedestrians**

	6th Street						Binney Street						Binney Street						Total
	from North						from East						from West						
	Right	Left	U-Turn	CW-EB	CW-WB	Total	Right	Thru	U-Turn	CW-SB	CW-NB	Total	Thru	Left	U-Turn	CW-NB	CW-SB	Total	
4:30 PM	0	0	0	17	21	38	0	0	0	116	25	141	0	0	0	0	3	3	182
4:45 PM	0	0	0	13	13	26	0	0	0	96	29	125	0	0	0	0	3	3	154
Total	0	0	0	30	34	64	0	0	0	212	54	266	0	0	0	0	6	6	336
5:00 PM	0	0	0	26	18	44	0	0	0	80	34	114	0	0	0	3	5	8	166
5:15 PM	0	0	0	26	26	52	0	0	0	66	54	120	0	0	0	1	1	2	174
5:30 PM	0	0	0	17	18	35	0	0	0	54	41	95	0	0	0	0	2	2	132
5:45 PM	0	0	0	10	16	26	0	0	0	39	36	75	0	0	0	0	2	2	103
Total	0	0	0	79	78	157	0	0	0	239	165	404	0	0	0	4	10	14	575
6:00 PM	0	0	0	9	11	20	0	0	0	22	24	46	0	0	0	1	1	2	68
6:15 PM	0	0	0	7	22	29	0	0	0	23	30	53	0	0	0	0	0	0	82
Total	0	0	0	16	33	49	0	0	0	45	54	99	0	0	0	1	1	2	150
Grand Total	0	0	0	125	145	270	0	0	0	496	273	769	0	0	0	5	17	22	1061
Approach %	0	0	0	46.296	53.704		0	0	0	64.499	35.501		0	0	0	22.727	77.273		
Total %	0	0	0	11.781	13.666	25.448	0	0	0	46.748	25.73	72.479	0	0	0	0.4713	1.6023	2.0735	
Exiting Leg Total	270						769						22						1061

Peak Hour Analysis from 04:30 PM to 06:30 PM begins at:

4:30 PM	6th Street						Binney Street						Binney Street						Total
	from North						from East						from West						
	Right	Left	U-Turn	CW-EB	CW-WB	Total	Right	Thru	U-Turn	CW-SB	CW-NB	Total	Thru	Left	U-Turn	CW-NB	CW-SB	Total	
4:30 PM	0	0	0	17	21	38	0	0	0	116	25	141	0	0	0	0	3	3	182
4:45 PM	0	0	0	13	13	26	0	0	0	96	29	125	0	0	0	0	3	3	154
5:00 PM	0	0	0	26	18	44	0	0	0	80	34	114	0	0	0	3	5	8	166
5:15 PM	0	0	0	26	26	52	0	0	0	66	54	120	0	0	0	1	1	2	174
Total Volume	0	0	0	82	78	160	0	0	0	358	142	500	0	0	0	4	12	16	676
% Approach Total	0.0	0.0	0.0	51.3	48.8		0.0	0.0	0.0	71.6	28.4		0.0	0.0	0.0	25.0	75.0		
PHF	0.000	0.000	0.000	0.788	0.750	0.769	0.000	0.000	0.000	0.772	0.657	0.887	0.000	0.000	0.000	0.333	0.600	0.500	0.929
Entering Leg	0	0	0	82	78	160	0	0	0	358	142	500	0	0	0	4	12	16	676
Exiting Leg	160						500						16						676
Total	320						1000						32						1352

PDI File #: **186556 L**  
 Location: **N: Galileo-Galilei Way S: Galileo-Galilei Way**  
 Location: **E: Broadway W: Broadway**  
 City, State: **Cambridge, MA**  
 Client: **VHB/ S. Mandzo-Predzic**  
 Site Code: **TBA**  
 Count Date: **Thursday, November 15, 2018**  
 Start Time: **7:30 AM**  
 End Time: **9:30 AM**  
 Class:



46 Morton Street, Framingham, MA 01702  
 Office: 508-875-0100 Fax: 508-875-0118  
 Email: datarequests@pdilic.com

**Cars and Heavy Vehicles (Combined)**

	Galileo-Galilei Way					Broadway					Galileo-Galilei Way					Broadway					Total					
	from North					from East					from South					from West										
	Right	Thru	Left	U-Turn	Total	Right	Thru	Left	U-Turn	Total	Right	Thru	Left	U-Turn	Total	Right	Thru	Left	U-Turn	Total						
7:30 AM	55	71	0	0	126	9	45	9	1	64	19	48	20	0	87	14	64	29	0	107	384					
7:45 AM	52	92	1	0	145	11	51	15	1	78	17	58	7	0	82	7	72	50	0	129	434					
<b>Total</b>	<b>107</b>	<b>163</b>	<b>1</b>	<b>0</b>	<b>271</b>	<b>20</b>	<b>96</b>	<b>24</b>	<b>2</b>	<b>142</b>	<b>36</b>	<b>106</b>	<b>27</b>	<b>0</b>	<b>169</b>	<b>21</b>	<b>136</b>	<b>79</b>	<b>0</b>	<b>236</b>	<b>818</b>					
8:00 AM	46	80	2	0	128	8	44	18	0	70	14	55	10	1	80	8	74	38	0	120	398					
8:15 AM	54	86	2	0	142	11	58	15	0	84	25	63	17	0	105	9	82	47	0	138	469					
8:30 AM	42	100	4	0	146	9	47	11	0	67	27	77	14	1	119	10	77	24	0	111	443					
8:45 AM	52	72	4	0	128	6	62	18	0	86	21	55	17	0	93	15	86	33	0	134	441					
<b>Total</b>	<b>194</b>	<b>338</b>	<b>12</b>	<b>0</b>	<b>544</b>	<b>34</b>	<b>211</b>	<b>62</b>	<b>0</b>	<b>307</b>	<b>87</b>	<b>250</b>	<b>58</b>	<b>2</b>	<b>397</b>	<b>42</b>	<b>319</b>	<b>142</b>	<b>0</b>	<b>503</b>	<b>1751</b>					
9:00 AM	49	90	5	0	144	8	63	18	0	89	22	74	24	0	120	9	76	42	0	127	480					
9:15 AM	37	74	2	0	113	8	60	18	0	86	22	56	15	0	93	9	84	34	0	127	419					
<b>Total</b>	<b>86</b>	<b>164</b>	<b>7</b>	<b>0</b>	<b>257</b>	<b>16</b>	<b>123</b>	<b>36</b>	<b>0</b>	<b>175</b>	<b>44</b>	<b>130</b>	<b>39</b>	<b>0</b>	<b>213</b>	<b>18</b>	<b>160</b>	<b>76</b>	<b>0</b>	<b>254</b>	<b>899</b>					
Grand Total	387	665	20	0	1072	70	430	122	2	624	167	486	124	2	779	81	615	297	0	993	3468					
Approach %	36.1	62.0	1.9	0.0		11.2	68.9	19.6	0.3		21.4	62.4	15.9	0.3		8.2	61.9	29.9	0.0							
Total %	11.2	19.2	0.6	0.0	30.9	2.0	12.4	3.5	0.1	18.0	4.8	14.0	3.6	0.1	22.5	2.3	17.7	8.6	0.0	28.6						
Exiting Leg Total						853					804					870					941					3468
Cars	341	563	16	0	920	43	408	104	2	557	135	416	96	2	649	69	571	269	0	909	3035					
% Cars	88.1	84.7	80.0	0.0	85.8	61.4	94.9	85.2	100.0	89.3	80.8	85.6	77.4	100.0	83.3	85.2	92.8	90.6	0.0	91.5	87.5					
Exiting Leg Total	728					724					738					845					3035					
Heavy Vehicles	46	102	4	0	152	27	22	18	0	67	32	70	28	0	130	12	44	28	0	84	433					
% Heavy Vehicles	11.9	15.3	20.0	0.0	14.2	38.6	5.1	14.8	0.0	10.7	19.2	14.4	22.6	0.0	16.7	14.8	7.2	9.4	0.0	8.5	12.5					
Exiting Leg Total	125					80					132					96					433					

Peak Hour Analysis from 07:30 AM to 09:30 AM begins at:

	Galileo-Galilei Way					Broadway					Galileo-Galilei Way					Broadway					Total
	from North					from East					from South					from West					
	Right	Thru	Left	U-Turn	Total	Right	Thru	Left	U-Turn	Total	Right	Thru	Left	U-Turn	Total	Right	Thru	Left	U-Turn	Total	
8:15 AM	54	86	2	0	142	11	58	15	0	84	25	63	17	0	105	9	82	47	0	138	469
8:30 AM	42	100	4	0	146	9	47	11	0	67	27	77	14	1	119	10	77	24	0	111	443
8:45 AM	52	72	4	0	128	6	62	18	0	86	21	55	17	0	93	15	86	33	0	134	441
9:00 AM	49	90	5	0	144	8	63	18	0	89	22	74	24	0	120	9	76	42	0	127	480
Total Volume	197	348	15	0	560	34	230	62	0	326	95	269	72	1	437	43	321	146	0	510	1833
% Approach Total	35.2	62.1	2.7	0.0		10.4	70.6	19.0	0.0		21.7	61.6	16.5	0.2		8.4	62.9	28.6	0.0		
PHF	0.912	0.870	0.750	0.000	0.959	0.773	0.913	0.861	0.000	0.916	0.880	0.873	0.750	0.250	0.910	0.717	0.933	0.777	0.000	0.924	0.955
Cars	174	299	13	0	486	20	216	55	0	291	79	238	54	1	372	37	298	130	0	465	1614
Cars %	88.3	85.9	86.7	0.0	86.8	58.8	93.9	88.7	0.0	89.3	83.2	88.5	75.0	100.0	85.1	86.0	92.8	89.0	0.0	91.2	88.1
Heavy Vehicles	23	49	2	0	74	14	14	7	0	35	16	31	18	0	65	6	23	16	0	45	219
Heavy Vehicles %	11.7	14.1	13.3	0.0	13.2	41.2	6.1	11.3	0.0	10.7	16.8	11.5	25.0	0.0	14.9	14.0	7.2	11.0	0.0	8.8	11.9
Cars Enter Leg	174	299	13	0	486	20	216	55	0	291	79	238	54	1	372	37	298	130	0	465	1614
Heavy Enter Leg	23	49	2	0	74	14	14	7	0	35	16	31	18	0	65	6	23	16	0	45	219
Total Entering Leg	197	348	15	0	560	34	230	62	0	326	95	269	72	1	437	43	321	146	0	510	1833
Cars Exiting Leg	388					390					392					444					1614
Heavy Exiting Leg	61					41					62					55					219
Total Exiting Leg	449					431					454					499					1833

PDI File #: **186556 L**  
 Location: **N: Galileo-Galilei Way S: Galileo-Galilei Way**  
 Location: **E: Broadway W: Broadway**  
 City, State: **Cambridge, MA**  
 Client: **VHB/ S. Mandzo-Predzic**  
 Site Code: **TBA**  
 Count Date: **Thursday, November 15, 2018**  
 Start Time: **7:30 AM**  
 End Time: **9:30 AM**  
 Class:



**Cars-Combined (Motorcycles, Cars, Light Goods)**

	Galileo-Galilei Way					Broadway					Galileo-Galilei Way					Broadway					Total
	from North					from East					from South					from West					
	Right	Thru	Left	U-Turn	Total	Right	Thru	Left	U-Turn	Total	Right	Thru	Left	U-Turn	Total	Right	Thru	Left	U-Turn	Total	
7:30 AM	51	58	0	0	109	6	41	6	1	54	16	40	14	0	70	11	58	26	0	95	328
7:45 AM	49	77	1	0	127	7	50	11	1	69	13	48	5	0	66	6	68	47	0	121	383
<b>Total</b>	<b>100</b>	<b>135</b>	<b>1</b>	<b>0</b>	<b>236</b>	<b>13</b>	<b>91</b>	<b>17</b>	<b>2</b>	<b>123</b>	<b>29</b>	<b>88</b>	<b>19</b>	<b>0</b>	<b>136</b>	<b>17</b>	<b>126</b>	<b>73</b>	<b>0</b>	<b>216</b>	<b>711</b>
8:00 AM	39	66	1	0	106	5	43	16	0	64	8	43	9	1	61	7	68	34	0	109	340
8:15 AM	48	69	2	0	119	7	52	15	0	74	21	55	11	0	87	9	74	41	0	124	404
8:30 AM	37	90	3	0	130	6	44	9	0	59	21	70	10	1	102	7	73	21	0	101	392
8:45 AM	47	64	4	0	115	2	60	17	0	79	18	48	14	0	80	13	79	30	0	122	396
<b>Total</b>	<b>171</b>	<b>289</b>	<b>10</b>	<b>0</b>	<b>470</b>	<b>20</b>	<b>199</b>	<b>57</b>	<b>0</b>	<b>276</b>	<b>68</b>	<b>216</b>	<b>44</b>	<b>2</b>	<b>330</b>	<b>36</b>	<b>294</b>	<b>126</b>	<b>0</b>	<b>456</b>	<b>1532</b>
9:00 AM	42	76	4	0	122	5	60	14	0	79	19	65	19	0	103	8	72	38	0	118	422
9:15 AM	28	63	1	0	92	5	58	16	0	79	19	47	14	0	80	8	79	32	0	119	370
<b>Total</b>	<b>70</b>	<b>139</b>	<b>5</b>	<b>0</b>	<b>214</b>	<b>10</b>	<b>118</b>	<b>30</b>	<b>0</b>	<b>158</b>	<b>38</b>	<b>112</b>	<b>33</b>	<b>0</b>	<b>183</b>	<b>16</b>	<b>151</b>	<b>70</b>	<b>0</b>	<b>237</b>	<b>792</b>
Grand Total	341	563	16	0	920	43	408	104	2	557	135	416	96	2	649	69	571	269	0	909	3035
Approach %	37.1	61.2	1.7	0.0		7.7	73.2	18.7	0.4		20.8	64.1	14.8	0.3		7.6	62.8	29.6	0.0		
Total %	11.2	18.6	0.5	0.0	30.3	1.4	13.4	3.4	0.1	18.4	4.4	13.7	3.2	0.1	21.4	2.3	18.8	8.9	0.0	30.0	
Exiting Leg Total	728					724					738					845					3035

Peak Hour Analysis from 07:30 AM to 09:30 AM begins at:

	Galileo-Galilei Way					Broadway					Galileo-Galilei Way					Broadway					Total
	from North					from East					from South					from West					
	Right	Thru	Left	U-Turn	Total	Right	Thru	Left	U-Turn	Total	Right	Thru	Left	U-Turn	Total	Right	Thru	Left	U-Turn	Total	
8:15 AM	48	69	2	0	119	7	52	15	0	74	21	55	11	0	87	9	74	41	0	124	404
8:30 AM	37	90	3	0	130	6	44	9	0	59	21	70	10	1	102	7	73	21	0	101	392
8:45 AM	47	64	4	0	115	2	60	17	0	79	18	48	14	0	80	13	79	30	0	122	396
9:00 AM	42	76	4	0	122	5	60	14	0	79	19	65	19	0	103	8	72	38	0	118	422
Total Volume	174	299	13	0	486	20	216	55	0	291	79	238	54	1	372	37	298	130	0	465	1614
% Approach Total	35.8	61.5	2.7	0.0		6.9	74.2	18.9	0.0		21.2	64.0	14.5	0.3		8.0	64.1	28.0	0.0		
PHF	0.906	0.831	0.813	0.000	0.935	0.714	0.900	0.809	0.000	0.921	0.940	0.850	0.711	0.250	0.903	0.712	0.943	0.793	0.000	0.938	0.956
Entering Leg	174	299	13	0	486	20	216	55	0	291	79	238	54	1	372	37	298	130	0	465	1614
Exiting Leg	388					390					392					444					1614
Total	874					681					764					909					3228

PDI File #: **186556 L**  
 Location: **N: Galileo-Galilei Way S: Galileo-Galilei Way**  
 Location: **E: Broadway W: Broadway**  
 City, State: **Cambridge, MA**  
 Client: **VHB/ S. Mandzo-Predzic**  
 Site Code: **TBA**  
 Count Date: **Thursday, November 15, 2018**  
 Start Time: **7:30 AM**  
 End Time: **9:30 AM**  
 Class: **Heavy Vehicles-Combined (Buses, Single-Unit Trucks, Articulated Trucks)**



46 Morton Street, Framingham, MA 01702  
 Office: 508-875-0100 Fax: 508-875-0118  
 Email: datarequests@pdilic.com

	Galileo-Galilei Way					Broadway					Galileo-Galilei Way					Broadway					Total
	from North					from East					from South					from West					
	Right	Thru	Left	U-Turn	Total	Right	Thru	Left	U-Turn	Total	Right	Thru	Left	U-Turn	Total	Right	Thru	Left	U-Turn	Total	
7:30 AM	4	13	0	0	17	3	4	3	0	10	3	8	6	0	17	3	6	3	0	12	56
7:45 AM	3	15	0	0	18	4	1	4	0	9	4	10	2	0	16	1	4	3	0	8	51
Total	7	28	0	0	35	7	5	7	0	19	7	18	8	0	33	4	10	6	0	20	107
8:00 AM	7	14	1	0	22	3	1	2	0	6	6	12	1	0	19	1	6	4	0	11	58
8:15 AM	6	17	0	0	23	4	6	0	0	10	4	8	6	0	18	0	8	6	0	14	65
8:30 AM	5	10	1	0	16	3	3	2	0	8	6	7	4	0	17	3	4	3	0	10	51
8:45 AM	5	8	0	0	13	4	2	1	0	7	3	7	3	0	13	2	7	3	0	12	45
Total	23	49	2	0	74	14	12	5	0	31	19	34	14	0	67	6	25	16	0	47	219
9:00 AM	7	14	1	0	22	3	3	4	0	10	3	9	5	0	17	1	4	4	0	9	58
9:15 AM	9	11	1	0	21	3	2	2	0	7	3	9	1	0	13	1	5	2	0	8	49
Total	16	25	2	0	43	6	5	6	0	17	6	18	6	0	30	2	9	6	0	17	107
Grand Total	46	102	4	0	152	27	22	18	0	67	32	70	28	0	130	12	44	28	0	84	433
Approach %	30.3	67.1	2.6	0.0		40.3	32.8	26.9	0.0		24.6	53.8	21.5	0.0		14.3	52.4	33.3	0.0		
Total %	10.6	23.6	0.9	0.0	35.1	6.2	5.1	4.2	0.0	15.5	7.4	16.2	6.5	0.0	30.0	2.8	10.2	6.5	0.0	19.4	
Exiting Leg Total	125					80					132					96					433
Buses	7	23	1	0	31	18	8	2	0	28	12	8	19	0	39	1	30	13	0	44	142
% Buses	15.2	22.5	25.0	0.0	20.4	66.7	36.4	11.1	0.0	41.8	37.5	11.4	67.9	0.0	30.0	8.3	68.2	46.4	0.0	52.4	32.8
Exiting Leg Total	39					43					26					34					142
Single-Unit Trucks	37	74	3	0	114	9	12	16	0	37	18	53	8	0	79	10	13	14	0	37	267
% Single-Unit	80.4	72.5	75.0	0.0	75.0	33.3	54.5	88.9	0.0	55.2	56.3	75.7	28.6	0.0	60.8	83.3	29.5	50.0	0.0	44.0	61.7
Exiting Leg Total	76					34					100					57					267
Articulated Trucks	2	5	0	0	7	0	2	0	0	2	2	9	1	0	12	1	1	1	0	3	24
% Articulated	4.3	4.9	0.0	0.0	4.6	0.0	9.1	0.0	0.0	3.0	6.3	12.9	3.6	0.0	9.2	8.3	2.3	3.6	0.0	3.6	5.5
Exiting Leg Total	10					3					6					5					24

Peak Hour Analysis from 07:30 AM to 09:30 AM begins at:

	Galileo-Galilei Way					Broadway					Galileo-Galilei Way					Broadway					Total
	from North					from East					from South					from West					
	Right	Thru	Left	U-Turn	Total	Right	Thru	Left	U-Turn	Total	Right	Thru	Left	U-Turn	Total	Right	Thru	Left	U-Turn	Total	
7:30 AM	4	13	0	0	17	3	4	3	0	10	3	8	6	0	17	3	6	3	0	12	56
7:45 AM	3	15	0	0	18	4	1	4	0	9	4	10	2	0	16	1	4	3	0	8	51
8:00 AM	7	14	1	0	22	3	1	2	0	6	6	12	1	0	19	1	6	4	0	11	58
8:15 AM	6	17	0	0	23	4	6	0	0	10	4	8	6	0	18	0	8	6	0	14	65
Total Volume	20	59	1	0	80	14	12	9	0	35	17	38	15	0	70	5	24	16	0	45	230
% Approach Total	25.0	73.8	1.3	0.0		40.0	34.3	25.7	0.0		24.3	54.3	21.4	0.0		11.1	53.3	35.6	0.0		
PHF	0.714	0.868	0.250	0.000	0.870	0.875	0.500	0.563	0.000	0.875	0.708	0.792	0.625	0.000	0.921	0.417	0.750	0.667	0.000	0.804	0.885
Buses	2	14	1	0	17	11	5	1	0	17	8	4	10	0	22	1	16	7	0	24	80
Buses %	10.0	23.7	100.0	0.0	21.3	78.6	41.7	11.1	0.0	48.6	47.1	10.5	66.7	0.0	31.4	20.0	66.7	43.8	0.0	53.3	34.8
Single-Unit Trucks	18	42	0	0	60	3	6	8	0	17	8	27	4	0	39	4	7	8	0	19	135
Single-Unit %	90.0	71.2	0.0	0.0	75.0	21.4	50.0	88.9	0.0	48.6	47.1	71.1	26.7	0.0	55.7	80.0	29.2	50.0	0.0	42.2	58.7
Articulated Trucks	0	3	0	0	3	0	1	0	0	1	1	7	1	0	9	0	1	1	0	2	15
Articulated %	0.0	5.1	0.0	0.0	3.8	0.0	8.3	0.0	0.0	2.9	5.9	18.4	6.7	0.0	12.9	0.0	4.2	6.3	0.0	4.4	6.5
Buses	2	14	1	0	17	11	5	1	0	17	8	4	10	0	22	1	16	7	0	24	80
Single-Unit Trucks	18	42	0	0	60	3	6	8	0	17	8	27	4	0	39	4	7	8	0	19	135
Articulated Trucks	0	3	0	0	3	0	1	0	0	1	1	7	1	0	9	0	1	1	0	2	15
Total Entering Leg	20	59	1	0	80	14	12	9	0	35	17	38	15	0	70	5	24	16	0	45	230
Buses	22					25					16					17					80
Single-Unit Trucks	38					15					54					28					135
Articulated Trucks	8					2					3					2					15
Total Exiting Leg	68					42					73					47					230

PDI File #: **186556 L**  
 Location: **N: Galileo-Galilei Way S: Galileo-Galilei Way**  
 Location: **E: Broadway W: Broadway**  
 City, State: **Cambridge, MA**  
 Client: **VHB/ S. Mandzo-Preldzic**  
 Site Code: **TBA**  
 Count Date: **Thursday, November 15, 2018**  
 Start Time: **7:30 AM**  
 End Time: **9:30 AM**  
 Class:



46 Morton Street, Framingham, MA 01702  
 Office: 508-875-0100 Fax: 508-875-0118  
 Email: datarequests@pdilic.com

**Cars**

	Galileo-Galilei Way					Broadway					Galileo-Galilei Way					Broadway					Total
	from North					from East					from South					from West					
	Right	Thru	Left	U-Turn	Total	Right	Thru	Left	U-Turn	Total	Right	Thru	Left	U-Turn	Total	Right	Thru	Left	U-Turn	Total	
7:30 AM	37	49	0	0	86	5	39	4	1	49	16	36	13	0	65	11	54	24	0	89	289
7:45 AM	41	74	1	0	116	5	43	9	1	58	13	43	5	0	61	6	64	42	0	112	347
<b>Total</b>	<b>78</b>	<b>123</b>	<b>1</b>	<b>0</b>	<b>202</b>	<b>10</b>	<b>82</b>	<b>13</b>	<b>2</b>	<b>107</b>	<b>29</b>	<b>79</b>	<b>18</b>	<b>0</b>	<b>126</b>	<b>17</b>	<b>118</b>	<b>66</b>	<b>0</b>	<b>201</b>	<b>636</b>
8:00 AM	33	56	1	0	90	5	40	12	0	57	7	40	9	1	57	7	65	33	0	105	309
8:15 AM	42	62	1	0	105	4	49	13	0	66	17	52	8	0	77	6	67	33	0	106	354
8:30 AM	34	83	2	0	119	4	41	8	0	53	21	59	8	1	89	7	70	20	0	97	358
8:45 AM	40	59	3	0	102	2	54	16	0	72	17	45	11	0	73	11	72	29	0	112	359
<b>Total</b>	<b>149</b>	<b>260</b>	<b>7</b>	<b>0</b>	<b>416</b>	<b>15</b>	<b>184</b>	<b>49</b>	<b>0</b>	<b>248</b>	<b>62</b>	<b>196</b>	<b>36</b>	<b>2</b>	<b>296</b>	<b>31</b>	<b>274</b>	<b>115</b>	<b>0</b>	<b>420</b>	<b>1380</b>
9:00 AM	35	69	3	0	107	5	53	12	0	70	17	56	16	0	89	8	67	38	0	113	379
9:15 AM	22	54	1	0	77	3	53	16	0	72	15	43	13	0	71	7	74	31	0	112	332
<b>Total</b>	<b>57</b>	<b>123</b>	<b>4</b>	<b>0</b>	<b>184</b>	<b>8</b>	<b>106</b>	<b>28</b>	<b>0</b>	<b>142</b>	<b>32</b>	<b>99</b>	<b>29</b>	<b>0</b>	<b>160</b>	<b>15</b>	<b>141</b>	<b>69</b>	<b>0</b>	<b>225</b>	<b>711</b>
Grand Total	284	506	12	0	802	33	372	90	2	497	123	374	83	2	582	63	533	250	0	846	2727
Approach %	35.4	63.1	1.5	0.0		6.6	74.8	18.1	0.4		21.1	64.3	14.3	0.3		7.4	63.0	29.6	0.0		
Total %	10.4	18.6	0.4	0.0	29.4	1.2	13.6	3.3	0.1	18.2	4.5	13.7	3.0	0.1	21.3	2.3	19.5	9.2	0.0	31.0	
Exiting Leg Total	657					670					661					739					2727

Peak Hour Analysis from 07:30 AM to 09:30 AM begins at:

	Galileo-Galilei Way					Broadway					Galileo-Galilei Way					Broadway					Total
	from North					from East					from South					from West					
	Right	Thru	Left	U-Turn	Total	Right	Thru	Left	U-Turn	Total	Right	Thru	Left	U-Turn	Total	Right	Thru	Left	U-Turn	Total	
8:15 AM	42	62	1	0	105	4	49	13	0	66	17	52	8	0	77	6	67	33	0	106	354
8:30 AM	34	83	2	0	119	4	41	8	0	53	21	59	8	1	89	7	70	20	0	97	358
8:45 AM	40	59	3	0	102	2	54	16	0	72	17	45	11	0	73	11	72	29	0	112	359
9:00 AM	35	69	3	0	107	5	53	12	0	70	17	56	16	0	89	8	67	38	0	113	379
Total Volume	151	273	9	0	433	15	197	49	0	261	72	212	43	1	328	32	276	120	0	428	1450
% Approach Total	34.9	63.0	2.1	0.0		5.7	75.5	18.8	0.0		22.0	64.6	13.1	0.3		7.5	64.5	28.0	0.0		
PHF	0.899	0.822	0.750	0.000	0.910	0.750	0.912	0.766	0.000	0.906	0.857	0.898	0.672	0.250	0.921	0.727	0.958	0.789	0.000	0.947	0.956
Entering Leg	151	273	9	0	433	15	197	49	0	261	72	212	43	1	328	32	276	120	0	428	1450
Exiting Leg						347					357					391					1450
<b>Total</b>	<b>780</b>					<b>618</b>					<b>683</b>					<b>819</b>					<b>2900</b>

PDI File #: **186556 L**  
 Location: **N: Galileo-Galilei Way S: Galileo-Galilei Way**  
 Location: **E: Broadway W: Broadway**  
 City, State: **Cambridge, MA**  
 Client: **VHB/ S. Mandzo-Predzic**  
 Site Code: **TBA**  
 Count Date: **Thursday, November 15, 2018**  
 Start Time: **7:30 AM**  
 End Time: **9:30 AM**  
 Class:



46 Morton Street, Framingham, MA 01702  
 Office: 508-875-0100 Fax: 508-875-0118  
 Email: datarequests@pdilic.com

**Light Goods Vehicle**

	Galileo-Galilei Way					Broadway					Galileo-Galilei Way					Broadway					Total
	from North					from East					from South					from West					
	Right	Thru	Left	U-Turn	Total	Right	Thru	Left	U-Turn	Total	Right	Thru	Left	U-Turn	Total	Right	Thru	Left	U-Turn	Total	
7:30 AM	14	9	0	0	23	1	2	2	0	5	0	4	1	0	5	0	4	2	0	6	39
7:45 AM	8	3	0	0	11	2	7	2	0	11	0	5	0	0	5	0	4	5	0	9	36
<b>Total</b>	<b>22</b>	<b>12</b>	<b>0</b>	<b>0</b>	<b>34</b>	<b>3</b>	<b>9</b>	<b>4</b>	<b>0</b>	<b>16</b>	<b>0</b>	<b>9</b>	<b>1</b>	<b>0</b>	<b>10</b>	<b>0</b>	<b>8</b>	<b>7</b>	<b>0</b>	<b>15</b>	<b>75</b>
8:00 AM	6	10	0	0	16	0	3	4	0	7	1	3	0	0	4	0	0	1	0	1	28
8:15 AM	6	7	1	0	14	3	3	2	0	8	4	3	3	0	10	3	7	7	0	17	49
8:30 AM	3	7	1	0	11	2	3	1	0	6	0	11	2	0	13	0	3	1	0	4	34
8:45 AM	6	5	1	0	12	0	6	1	0	7	1	3	3	0	7	1	6	1	0	8	34
<b>Total</b>	<b>21</b>	<b>29</b>	<b>3</b>	<b>0</b>	<b>53</b>	<b>5</b>	<b>15</b>	<b>8</b>	<b>0</b>	<b>28</b>	<b>6</b>	<b>20</b>	<b>8</b>	<b>0</b>	<b>34</b>	<b>4</b>	<b>16</b>	<b>10</b>	<b>0</b>	<b>30</b>	<b>145</b>
9:00 AM	7	7	1	0	15	0	7	2	0	9	2	9	3	0	14	0	4	0	0	4	42
9:15 AM	6	9	0	0	15	2	5	0	0	7	4	4	0	0	8	1	5	1	0	7	37
<b>Total</b>	<b>13</b>	<b>16</b>	<b>1</b>	<b>0</b>	<b>30</b>	<b>2</b>	<b>12</b>	<b>2</b>	<b>0</b>	<b>16</b>	<b>6</b>	<b>13</b>	<b>3</b>	<b>0</b>	<b>22</b>	<b>1</b>	<b>9</b>	<b>1</b>	<b>0</b>	<b>11</b>	<b>79</b>
Grand Total	56	57	4	0	117	10	36	14	0	60	12	42	12	0	66	5	33	18	0	56	299
Approach %	47.9	48.7	3.4	0.0		16.7	60.0	23.3	0.0		18.2	63.6	18.2	0.0		8.9	58.9	32.1	0.0		
Total %	18.7	19.1	1.3	0.0	39.1	3.3	12.0	4.7	0.0	20.1	4.0	14.0	4.0	0.0	22.1	1.7	11.0	6.0	0.0	18.7	
Exiting Leg Total	70					49					76					104					299

Peak Hour Analysis from 07:30 AM to 09:30 AM begins at:

	Galileo-Galilei Way					Broadway					Galileo-Galilei Way					Broadway					Total
	from North					from East					from South					from West					
	Right	Thru	Left	U-Turn	Total	Right	Thru	Left	U-Turn	Total	Right	Thru	Left	U-Turn	Total	Right	Thru	Left	U-Turn	Total	
8:15 AM	6	7	1	0	14	3	3	2	0	8	4	3	3	0	10	3	7	7	0	17	49
8:30 AM	3	7	1	0	11	2	3	1	0	6	0	11	2	0	13	0	3	1	0	4	34
8:45 AM	6	5	1	0	12	0	6	1	0	7	1	3	3	0	7	1	6	1	0	8	34
9:00 AM	7	7	1	0	15	0	7	2	0	9	2	9	3	0	14	0	4	0	0	4	42
Total Volume	22	26	4	0	52	5	19	6	0	30	7	26	11	0	44	4	20	9	0	33	159
% Approach Total	42.3	50.0	7.7	0.0		16.7	63.3	20.0	0.0		15.9	59.1	25.0	0.0		12.1	60.6	27.3	0.0		
PHF	0.786	0.929	1.000	0.000	0.867	0.417	0.679	0.750	0.000	0.833	0.438	0.591	0.917	0.000	0.786	0.333	0.714	0.321	0.000	0.485	0.811
Entering Leg	22	26	4	0	52	5	19	6	0	30	7	26	11	0	44	4	20	9	0	33	159
Exiting Leg						40					31					36					52
Total	92					61					80					85					318



PDI File #: **186556 L**  
 Location: **N: Galileo-Galilei Way S: Galileo-Galilei Way**  
 Location: **E: Broadway W: Broadway**  
 City, State: **Cambridge, MA**  
 Client: **VHB/ S. Mandzo-Predzic**  
 Site Code: **TBA**  
 Count Date: **Thursday, November 15, 2018**  
 Start Time: **7:30 AM**  
 End Time: **9:30 AM**  
 Class:



46 Morton Street, Framingham, MA 01702  
 Office: 508-875-0100 Fax: 508-875-0118  
 Email: datarequests@pdilic.com

**Buses**

	Galileo-Galilei Way					Broadway					Galileo-Galilei Way					Broadway					Total					
	from North					from East					from South					from West										
	Right	Thru	Left	U-Turn	Total	Right	Thru	Left	U-Turn	Total	Right	Thru	Left	U-Turn	Total	Right	Thru	Left	U-Turn	Total						
7:30 AM	1	3	0	0	4	2	1	0	0	3	1	1	5	0	7	1	3	0	0	4	18					
7:45 AM	0	5	0	0	5	3	1	1	0	5	2	2	1	0	5	0	2	2	0	4	19					
<b>Total</b>	<b>1</b>	<b>8</b>	<b>0</b>	<b>0</b>	<b>9</b>	<b>5</b>	<b>2</b>	<b>1</b>	<b>0</b>	<b>8</b>	<b>3</b>	<b>3</b>	<b>6</b>	<b>0</b>	<b>12</b>	<b>1</b>	<b>5</b>	<b>2</b>	<b>0</b>	<b>8</b>	<b>37</b>					
8:00 AM	1	3	1	0	5	3	0	0	0	3	3	1	1	0	5	0	5	1	0	6	19					
8:15 AM	0	3	0	0	3	3	3	0	0	6	2	0	3	0	5	0	6	4	0	10	24					
8:30 AM	2	1	0	0	3	1	0	0	0	1	2	2	4	0	8	0	2	2	0	4	16					
8:45 AM	0	2	0	0	2	2	0	1	0	3	1	1	1	0	3	0	5	1	0	6	14					
<b>Total</b>	<b>3</b>	<b>9</b>	<b>1</b>	<b>0</b>	<b>13</b>	<b>9</b>	<b>3</b>	<b>1</b>	<b>0</b>	<b>13</b>	<b>8</b>	<b>4</b>	<b>9</b>	<b>0</b>	<b>21</b>	<b>0</b>	<b>18</b>	<b>8</b>	<b>0</b>	<b>26</b>	<b>73</b>					
9:00 AM	2	3	0	0	5	2	2	0	0	4	1	0	4	0	5	0	3	2	0	5	19					
9:15 AM	1	3	0	0	4	2	1	0	0	3	0	1	0	0	1	0	4	1	0	5	13					
<b>Total</b>	<b>3</b>	<b>6</b>	<b>0</b>	<b>0</b>	<b>9</b>	<b>4</b>	<b>3</b>	<b>0</b>	<b>0</b>	<b>7</b>	<b>1</b>	<b>1</b>	<b>4</b>	<b>0</b>	<b>6</b>	<b>0</b>	<b>7</b>	<b>3</b>	<b>0</b>	<b>10</b>	<b>32</b>					
<b>Grand Total</b>	<b>7</b>	<b>23</b>	<b>1</b>	<b>0</b>	<b>31</b>	<b>18</b>	<b>8</b>	<b>2</b>	<b>0</b>	<b>28</b>	<b>12</b>	<b>8</b>	<b>19</b>	<b>0</b>	<b>39</b>	<b>1</b>	<b>30</b>	<b>13</b>	<b>0</b>	<b>44</b>	<b>142</b>					
Approach %	22.6	74.2	3.2	0.0		64.3	28.6	7.1	0.0		30.8	20.5	48.7	0.0		2.3	68.2	29.5	0.0							
Total %	4.9	16.2	0.7	0.0	21.8	12.7	5.6	1.4	0.0	19.7	8.5	5.6	13.4	0.0	27.5	0.7	21.1	9.2	0.0	31.0						
Exiting Leg Total						39					43					26					34					142

Peak Hour Analysis from 07:30 AM to 09:30 AM begins at:

	Galileo-Galilei Way					Broadway					Galileo-Galilei Way					Broadway					Total					
	from North					from East					from South					from West										
	Right	Thru	Left	U-Turn	Total	Right	Thru	Left	U-Turn	Total	Right	Thru	Left	U-Turn	Total	Right	Thru	Left	U-Turn	Total						
7:30 AM	1	3	0	0	4	2	1	0	0	3	1	1	5	0	7	1	3	0	0	4	18					
7:45 AM	0	5	0	0	5	3	1	1	0	5	2	2	1	0	5	0	2	2	0	4	19					
8:00 AM	1	3	1	0	5	3	0	0	0	3	3	1	1	0	5	0	5	1	0	6	19					
8:15 AM	0	3	0	0	3	3	3	0	0	6	2	0	3	0	5	0	6	4	0	10	24					
<b>Total Volume</b>	<b>2</b>	<b>14</b>	<b>1</b>	<b>0</b>	<b>17</b>	<b>11</b>	<b>5</b>	<b>1</b>	<b>0</b>	<b>17</b>	<b>8</b>	<b>4</b>	<b>10</b>	<b>0</b>	<b>22</b>	<b>1</b>	<b>16</b>	<b>7</b>	<b>0</b>	<b>24</b>	<b>80</b>					
% Approach Total	11.8	82.4	5.9	0.0		64.7	29.4	5.9	0.0		36.4	18.2	45.5	0.0		4.2	66.7	29.2	0.0							
PHF	0.500	0.700	0.250	0.000	0.850	0.917	0.417	0.250	0.000	0.708	0.667	0.500	0.500	0.000	0.786	0.250	0.667	0.438	0.000	0.600	0.833					
Entering Leg	2	14	1	0	17	11	5	1	0	17	8	4	10	0	22	1	16	7	0	24	80					
Exiting Leg						22					25					16					17					80
<b>Total</b>						39					42					38					41					160

PDI File #: **186556 L**  
 Location: **N: Galileo-Galilei Way S: Galileo-Galilei Way**  
 Location: **E: Broadway W: Broadway**  
 City, State: **Cambridge, MA**  
 Client: **VHB/ S. Mandzo-Predzic**  
 Site Code: **TBA**  
 Count Date: **Thursday, November 15, 2018**  
 Start Time: **7:30 AM**  
 End Time: **9:30 AM**  
 Class:



46 Morton Street, Framingham, MA 01702  
 Office: 508-875-0100 Fax: 508-875-0118  
 Email: datarequests@pdilic.com

**Single-Unit Trucks**

	Galileo-Galilei Way					Broadway					Galileo-Galilei Way					Broadway					Total					
	from North					from East					from South					from West										
	Right	Thru	Left	U-Turn	Total	Right	Thru	Left	U-Turn	Total	Right	Thru	Left	U-Turn	Total	Right	Thru	Left	U-Turn	Total						
7:30 AM	3	9	0	0	12	1	2	3	0	6	2	5	1	0	8	2	3	3	0	8	34					
7:45 AM	3	10	0	0	13	1	0	3	0	4	1	8	1	0	10	1	2	1	0	4	31					
<b>Total</b>	<b>6</b>	<b>19</b>	<b>0</b>	<b>0</b>	<b>25</b>	<b>2</b>	<b>2</b>	<b>6</b>	<b>0</b>	<b>10</b>	<b>3</b>	<b>13</b>	<b>2</b>	<b>0</b>	<b>18</b>	<b>3</b>	<b>5</b>	<b>4</b>	<b>0</b>	<b>12</b>	<b>65</b>					
8:00 AM	6	10	0	0	16	0	1	2	0	3	3	8	0	0	11	1	1	2	0	4	34					
8:15 AM	6	13	0	0	19	1	3	0	0	4	2	6	2	0	10	0	1	2	0	3	36					
8:30 AM	3	9	1	0	13	2	2	2	0	6	4	5	0	0	9	3	2	1	0	6	34					
8:45 AM	4	6	0	0	10	2	2	0	0	4	2	6	2	0	10	1	2	2	0	5	29					
<b>Total</b>	<b>19</b>	<b>38</b>	<b>1</b>	<b>0</b>	<b>58</b>	<b>5</b>	<b>8</b>	<b>4</b>	<b>0</b>	<b>17</b>	<b>11</b>	<b>25</b>	<b>4</b>	<b>0</b>	<b>40</b>	<b>5</b>	<b>6</b>	<b>7</b>	<b>0</b>	<b>18</b>	<b>133</b>					
9:00 AM	5	10	1	0	16	1	1	4	0	6	2	7	1	0	10	1	1	2	0	4	36					
9:15 AM	7	7	1	0	15	1	1	2	0	4	2	8	1	0	11	1	1	1	0	3	33					
<b>Total</b>	<b>12</b>	<b>17</b>	<b>2</b>	<b>0</b>	<b>31</b>	<b>2</b>	<b>2</b>	<b>6</b>	<b>0</b>	<b>10</b>	<b>4</b>	<b>15</b>	<b>2</b>	<b>0</b>	<b>21</b>	<b>2</b>	<b>2</b>	<b>3</b>	<b>0</b>	<b>7</b>	<b>69</b>					
<b>Grand Total</b>	<b>37</b>	<b>74</b>	<b>3</b>	<b>0</b>	<b>114</b>	<b>9</b>	<b>12</b>	<b>16</b>	<b>0</b>	<b>37</b>	<b>18</b>	<b>53</b>	<b>8</b>	<b>0</b>	<b>79</b>	<b>10</b>	<b>13</b>	<b>14</b>	<b>0</b>	<b>37</b>	<b>267</b>					
Approach %	32.5	64.9	2.6	0.0		24.3	32.4	43.2	0.0		22.8	67.1	10.1	0.0		27.0	35.1	37.8	0.0							
Total %	13.9	27.7	1.1	0.0	42.7	3.4	4.5	6.0	0.0	13.9	6.7	19.9	3.0	0.0	29.6	3.7	4.9	5.2	0.0	13.9						
Exiting Leg Total						76					34					100					57					267

Peak Hour Analysis from 07:30 AM to 09:30 AM begins at:

	Galileo-Galilei Way					Broadway					Galileo-Galilei Way					Broadway					Total					
	from North					from East					from South					from West										
	Right	Thru	Left	U-Turn	Total	Right	Thru	Left	U-Turn	Total	Right	Thru	Left	U-Turn	Total	Right	Thru	Left	U-Turn	Total						
7:30 AM	3	9	0	0	12	1	2	3	0	6	2	5	1	0	8	2	3	3	0	8	34					
7:45 AM	3	10	0	0	13	1	0	3	0	4	1	8	1	0	10	1	2	1	0	4	31					
8:00 AM	6	10	0	0	16	0	1	2	0	3	3	8	0	0	11	1	1	2	0	4	34					
8:15 AM	6	13	0	0	19	1	3	0	0	4	2	6	2	0	10	0	1	2	0	3	36					
<b>Total Volume</b>	<b>18</b>	<b>42</b>	<b>0</b>	<b>0</b>	<b>60</b>	<b>3</b>	<b>6</b>	<b>8</b>	<b>0</b>	<b>17</b>	<b>8</b>	<b>27</b>	<b>4</b>	<b>0</b>	<b>39</b>	<b>4</b>	<b>7</b>	<b>8</b>	<b>0</b>	<b>19</b>	<b>135</b>					
% Approach Total	30.0	70.0	0.0	0.0		17.6	35.3	47.1	0.0		20.5	69.2	10.3	0.0		21.1	36.8	42.1	0.0							
PHF	0.750	0.808	0.000	0.000	0.789	0.750	0.500	0.667	0.000	0.708	0.667	0.844	0.500	0.000	0.886	0.500	0.583	0.667	0.000	0.594	0.938					
Entering Leg	18	42	0	0	60	3	6	8	0	17	8	27	4	0	39	4	7	8	0	19	135					
Exiting Leg						38					15					54					28					135
<b>Total</b>						<b>98</b>					<b>32</b>					<b>93</b>					<b>47</b>					<b>270</b>

PDI File #: **186556 L**  
 Location: **N: Galileo-Galilei Way S: Galileo-Galilei Way**  
 Location: **E: Broadway W: Broadway**  
 City, State: **Cambridge, MA**  
 Client: **VHB/ S. Mandzo-Predzic**  
 Site Code: **TBA**  
 Count Date: **Thursday, November 15, 2018**  
 Start Time: **7:30 AM**  
 End Time: **9:30 AM**  
 Class:



46 Morton Street, Framingham, MA 01702  
 Office: 508-875-0100 Fax: 508-875-0118  
 Email: datarequests@pdilic.com

**Articulated Trucks**

	Galileo-Galilei Way					Broadway					Galileo-Galilei Way					Broadway					Total
	from North					from East					from South					from West					
	Right	Thru	Left	U-Turn	Total	Right	Thru	Left	U-Turn	Total	Right	Thru	Left	U-Turn	Total	Right	Thru	Left	U-Turn	Total	
7:30 AM	0	1	0	0	1	0	1	0	0	1	0	2	0	0	2	0	0	0	0	0	4
7:45 AM	0	0	0	0	0	0	0	0	0	0	1	0	0	0	1	0	0	0	0	0	1
<b>Total</b>	<b>0</b>	<b>1</b>	<b>0</b>	<b>0</b>	<b>1</b>	<b>0</b>	<b>1</b>	<b>0</b>	<b>0</b>	<b>1</b>	<b>1</b>	<b>2</b>	<b>0</b>	<b>0</b>	<b>3</b>	<b>0</b>	<b>0</b>	<b>0</b>	<b>0</b>	<b>0</b>	<b>5</b>
8:00 AM	0	1	0	0	1	0	0	0	0	0	0	3	0	0	3	0	0	1	0	1	5
8:15 AM	0	1	0	0	1	0	0	0	0	0	0	2	1	0	3	0	1	0	0	1	5
8:30 AM	0	0	0	0	0	0	1	0	0	1	0	0	0	0	0	0	0	0	0	0	1
8:45 AM	1	0	0	0	1	0	0	0	0	0	0	0	0	0	0	1	0	0	0	1	2
<b>Total</b>	<b>1</b>	<b>2</b>	<b>0</b>	<b>0</b>	<b>3</b>	<b>0</b>	<b>1</b>	<b>0</b>	<b>0</b>	<b>1</b>	<b>0</b>	<b>5</b>	<b>1</b>	<b>0</b>	<b>6</b>	<b>1</b>	<b>1</b>	<b>1</b>	<b>0</b>	<b>3</b>	<b>13</b>
9:00 AM	0	1	0	0	1	0	0	0	0	0	0	2	0	0	2	0	0	0	0	0	3
9:15 AM	1	1	0	0	2	0	0	0	0	0	1	0	0	0	1	0	0	0	0	0	3
<b>Total</b>	<b>1</b>	<b>2</b>	<b>0</b>	<b>0</b>	<b>3</b>	<b>0</b>	<b>0</b>	<b>0</b>	<b>0</b>	<b>0</b>	<b>1</b>	<b>2</b>	<b>0</b>	<b>0</b>	<b>3</b>	<b>0</b>	<b>0</b>	<b>0</b>	<b>0</b>	<b>0</b>	<b>6</b>
<b>Grand Total</b>	<b>2</b>	<b>5</b>	<b>0</b>	<b>0</b>	<b>7</b>	<b>0</b>	<b>2</b>	<b>0</b>	<b>0</b>	<b>2</b>	<b>2</b>	<b>9</b>	<b>1</b>	<b>0</b>	<b>12</b>	<b>1</b>	<b>1</b>	<b>1</b>	<b>0</b>	<b>3</b>	<b>24</b>
Approach %	28.6	71.4	0.0	0.0		0.0	100.0	0.0	0.0		16.7	75.0	8.3	0.0		33.3	33.3	33.3	0.0		
Total %	8.3	20.8	0.0	0.0	29.2	0.0	8.3	0.0	0.0	8.3	8.3	37.5	4.2	0.0	50.0	4.2	4.2	4.2	0.0	12.5	
Exiting Leg Total	10					3					6					5					24

**Peak Hour Analysis from 07:30 AM to 09:30 AM begins at:**

	Galileo-Galilei Way					Broadway					Galileo-Galilei Way					Broadway					Total
	from North					from East					from South					from West					
	Right	Thru	Left	U-Turn	Total	Right	Thru	Left	U-Turn	Total	Right	Thru	Left	U-Turn	Total	Right	Thru	Left	U-Turn	Total	
7:30 AM	0	1	0	0	1	0	1	0	0	1	0	2	0	0	2	0	0	0	0	0	4
7:45 AM	0	0	0	0	0	0	0	0	0	0	1	0	0	0	1	0	0	0	0	0	1
8:00 AM	0	1	0	0	1	0	0	0	0	0	0	3	0	0	3	0	0	1	0	1	5
8:15 AM	0	1	0	0	1	0	0	0	0	0	0	2	1	0	3	0	1	0	0	1	5
<b>Total Volume</b>	<b>0</b>	<b>3</b>	<b>0</b>	<b>0</b>	<b>3</b>	<b>0</b>	<b>1</b>	<b>0</b>	<b>0</b>	<b>1</b>	<b>1</b>	<b>7</b>	<b>1</b>	<b>0</b>	<b>9</b>	<b>0</b>	<b>1</b>	<b>1</b>	<b>0</b>	<b>2</b>	<b>15</b>
% Approach Total	0.0	100.0	0.0	0.0		0.0	100.0	0.0	0.0		11.1	77.8	11.1	0.0		0.0	50.0	50.0	0.0		
PHF	0.000	0.750	0.000	0.000	0.750	0.000	0.250	0.000	0.000	0.250	0.250	0.583	0.250	0.000	0.750	0.000	0.250	0.250	0.000	0.500	0.750
Entering Leg	0	3	0	0	3	0	1	0	0	1	1	7	1	0	9	0	1	1	0	2	15
Exiting Leg	8					2					3					2					15
<b>Total</b>	<b>11</b>					<b>3</b>					<b>12</b>					<b>4</b>					<b>30</b>

PDI File #: 186556 L  
 Location: N: Galileo-Galilei Way S: Galileo-Galilei Way  
 Location: E: Broadway W: Broadway  
 City, State: Cambridge, MA  
 Client: VHB/ S. Mandzo-Predzic  
 Site Code: TBA  
 Count Date: Thursday, November 15, 2018  
 Start Time: 7:30 AM  
 End Time: 9:30 AM  
 Class:



**Bicycles (on Roadway and Crosswalks)**

	Galileo-Galilei Way							Broadway							Galileo-Galilei Way							Broadway							Total
	from North							from East							from South							from West							
	Right	Thru	Left	U-Turn	CW-EB	CW-WB	Total	Right	Thru	Left	U-Turn	CW-SB	CW-NB	Total	Right	Thru	Left	U-Turn	CW-WB	CW-EB	Total	Right	Thru	Left	U-Turn	CW-NB	CW-SB	Total	
7:30 AM	1	1	0	0	0	0	2	0	1	0	0	0	0	1	0	2	0	0	0	0	2	12	23	3	0	0	0	38	43
7:45 AM	2	6	0	0	0	0	8	0	4	1	0	0	0	5	2	2	2	0	0	0	6	4	31	3	0	0	0	38	57
Total	3	7	0	0	0	0	10	0	5	1	0	0	0	6	2	4	2	0	0	0	8	16	54	6	0	0	0	76	100
8:00 AM	0	3	0	0	0	0	3	0	2	0	0	0	0	2	0	4	2	0	0	0	6	10	34	1	0	0	0	45	56
8:15 AM	3	12	0	0	0	0	15	0	1	1	0	0	0	2	0	5	2	0	0	0	7	8	57	0	0	0	1	66	90
8:30 AM	3	8	0	0	0	0	11	0	4	0	0	0	0	4	1	4	1	0	0	0	6	5	44	1	0	0	1	51	72
8:45 AM	2	13	0	0	0	0	15	0	6	0	0	0	0	6	3	5	6	0	0	0	14	16	65	5	0	0	2	88	123
Total	8	36	0	0	0	0	44	0	13	1	0	0	0	14	4	18	11	0	0	0	33	39	200	7	0	0	4	250	341
9:00 AM	4	12	0	0	0	0	16	0	4	0	0	0	0	4	1	6	4	0	0	3	14	10	42	2	0	0	1	55	89
9:15 AM	4	12	0	0	0	0	16	1	1	1	0	0	0	3	3	2	2	0	0	0	7	7	48	4	0	0	1	60	86
Total	8	24	0	0	0	0	32	1	5	1	0	0	0	7	4	8	6	0	0	3	21	17	90	6	0	0	2	115	175
Grand Total	19	67	0	0	0	0	86	1	23	3	0	0	0	27	10	30	19	0	0	3	62	72	344	19	0	0	6	441	616
Approach %	22.1	77.9	0.0	0.0	0.0	0.0	3.7	85.2	11.1	0.0	0.0	0.0	16.1	48.4	30.6	0.0	0.0	4.8	16.3	78.0	4.3	0.0	0.0	1.4					
Total %	3.1	10.9	0.0	0.0	0.0	0.0	14.0	0.2	3.7	0.5	0.0	0.0	0.0	4.4	1.6	4.9	3.1	0.0	0.0	0.5	10.1	11.7	55.8	3.1	0.0	0.0	1.0	71.6	
Exiting Leg Total	50							354							145							67	616						

Peak Hour Analysis from 07:30 AM to 09:30 AM begins at:

	Galileo-Galilei Way							Broadway							Galileo-Galilei Way							Broadway							Total
	from North							from East							from South							from West							
	Right	Thru	Left	U-Turn	CW-EB	CW-WB	Total	Right	Thru	Left	U-Turn	CW-SB	CW-NB	Total	Right	Thru	Left	U-Turn	CW-WB	CW-EB	Total	Right	Thru	Left	U-Turn	CW-NB	CW-SB	Total	
8:15 AM	3	12	0	0	0	0	15	0	1	1	0	0	0	2	0	5	2	0	0	0	7	8	57	0	0	0	1	66	90
8:30 AM	3	8	0	0	0	0	11	0	4	0	0	0	0	4	1	4	1	0	0	0	6	5	44	1	0	0	1	51	72
8:45 AM	2	13	0	0	0	0	15	0	6	0	0	0	0	6	3	5	6	0	0	0	14	16	65	5	0	0	2	88	123
9:00 AM	4	12	0	0	0	0	16	0	4	0	0	0	0	4	1	6	4	0	0	3	14	10	42	2	0	0	1	55	89
Total Volume	12	45	0	0	0	0	57	0	15	1	0	0	0	16	5	20	13	0	0	3	41	39	208	8	0	0	5	260	374
% Approach Total	21.1	78.9	0.0	0.0	0.0	0.0	0.0	93.8	6.3	0.0	0.0	0.0	12.2	48.8	31.7	0.0	0.0	7.3	15.0	80.0	3.1	0.0	0.0	1.9					
PHF	0.750	0.865	0.000	0.000	0.000	0.000	0.891	0.000	0.625	0.250	0.000	0.000	0.000	0.667	0.417	0.833	0.542	0.000	0.000	0.250	0.732	0.609	0.800	0.400	0.000	0.000	0.625	0.739	0.760
Entering Leg	12	45	0	0	0	0	57	0	15	1	0	0	0	16	5	20	13	0	0	3	41	39	208	8	0	0	5	260	374
Exiting Leg	28							213							88							45	374						
Total	85							229							129							305	748						

PDI File #: 186556 L  
 Location: N: Galileo-Galilei Way S: Galileo-Galilei Way  
 Location: E: Broadway W: Broadway  
 City, State: Cambridge, MA  
 Client: VHB/ S. Mandzo-Predzic  
 Site Code: TBA  
 Count Date: Thursday, November 15, 2018  
 Start Time: 7:30 AM  
 End Time: 9:30 AM  
 Class:



46 Morton Street, Framingham, MA 01702  
 Office: 508-875-0100 Fax: 508-875-0118  
 Email: datarequests@pdilic.com

**Pedestrians**

	Galileo-Galilei Way								Broadway								Galileo-Galilei Way								Broadway								Total
	from North								from East								from South								from West								
	Right	Thru	Left	U-Turn	CW-EB	CW-WB	Total		Right	Thru	Left	U-Turn	CW-SB	CW-NB	Total		Right	Thru	Left	U-Turn	CW-WB	CW-EB	Total		Right	Thru	Left	U-Turn	CW-NB	CW-SB	Total		
7:30 AM	0	0	0	0	1	0	1	0	0	0	0	0	0	0	0	0	0	0	0	0	82	47	129	0	0	0	0	26	21	47	177		
7:45 AM	0	0	0	0	0	0	0	0	0	0	0	0	0	0	0	0	0	0	0	0	119	67	186	0	0	0	0	49	36	85	271		
Total	0	0	0	0	1	0	1	0	0	0	0	0	0	0	0	0	0	0	0	0	201	114	315	0	0	0	0	75	57	132	448		
8:00 AM	0	0	0	0	0	0	0	0	0	0	0	0	0	0	0	0	0	0	0	0	93	64	157	0	0	0	0	55	36	91	248		
8:15 AM	0	0	0	0	0	1	1	0	0	0	0	1	0	1	0	0	0	0	0	0	88	111	199	0	0	0	0	59	54	113	314		
8:30 AM	0	0	0	0	0	0	0	0	0	0	0	0	0	0	0	0	0	0	0	0	89	78	167	0	0	0	0	54	48	102	269		
8:45 AM	0	0	0	0	2	0	2	0	0	0	0	0	0	0	0	0	0	0	0	0	141	74	215	0	0	0	0	79	56	135	352		
Total	0	0	0	0	2	1	3	0	0	0	0	1	0	1	0	0	0	0	0	0	411	327	738	0	0	0	0	247	194	441	1183		
9:00 AM	0	0	0	0	0	4	4	0	0	0	0	0	0	0	0	0	0	0	0	0	117	49	166	0	0	0	0	75	45	120	290		
9:15 AM	0	0	0	0	1	0	1	0	0	0	0	0	3	3	0	0	0	0	0	0	92	62	154	0	0	0	0	39	46	85	243		
Total	0	0	0	0	1	4	5	0	0	0	0	0	3	3	0	0	0	0	0	0	209	111	320	0	0	0	0	114	91	205	533		
Grand Total	0	0	0	0	4	5	9	0	0	0	0	1	3	4	0	0	0	0	0	0	821	552	1373	0	0	0	0	436	342	778	2164		
Approach %	0	0	0	0	44.4	55.6		0	0	0	0	25	75		0	0	0	0	0	0	59.8	40.2		0	0	0	0	56	44				
Total %	0	0	0	0	0.18	0.23	0.42	0	0	0	0	0.05	0.14	0.18	0	0	0	0	0	0	37.9	25.5	63.4	0	0	0	0	20.1	15.8	36			
Exiting Leg Total	9							4							1373							778							2164				

Peak Hour Analysis from 07:30 AM to 09:30 AM begins at:

	Galileo-Galilei Way								Broadway								Galileo-Galilei Way								Broadway								Total
	from North								from East								from South								from West								
	Right	Thru	Left	U-Turn	CW-EB	CW-WB	Total		Right	Thru	Left	U-Turn	CW-SB	CW-NB	Total		Right	Thru	Left	U-Turn	CW-WB	CW-EB	Total		Right	Thru	Left	U-Turn	CW-NB	CW-SB	Total		
8:15 AM	0	0	0	0	0	1	1	0	0	0	0	1	0	1	0	0	0	0	0	0	88	111	199	0	0	0	0	59	54	113	314		
8:30 AM	0	0	0	0	0	0	0	0	0	0	0	0	0	0	0	0	0	0	0	0	89	78	167	0	0	0	0	54	48	102	269		
8:45 AM	0	0	0	0	2	0	2	0	0	0	0	0	0	0	0	0	0	0	0	0	141	74	215	0	0	0	0	79	56	135	352		
9:00 AM	0	0	0	0	0	4	4	0	0	0	0	0	0	0	0	0	0	0	0	0	117	49	166	0	0	0	0	75	45	120	290		
Total Volume	0	0	0	0	2	5	7	0	0	0	0	1	0	1	0	0	0	0	0	0	435	312	747	0	0	0	0	267	203	470	1225		
% Approach Total	0.0	0.0	0.0	0.0	28.6	71.4		0.0	0.0	0.0	0.0	100.0	0.0		0.0	0.0	0.0	0.0	0.0	58.2	41.8		0.0	0.0	0.0	0.0	56.8	43.2					
PHF	0.000	0.000	0.000	0.000	0.250	0.313	0.438	0.000	0.000	0.000	0.000	0.250	0.000	0.250	0.000	0.000	0.000	0.000	0.000	0.771	0.703	0.869	0.000	0.000	0.000	0.000	0.845	0.906	0.870	0.870			
Entering Leg	0	0	0	0	2	5	7	0	0	0	0	1	0	1	0	0	0	0	0	435	312	747	0	0	0	0	267	203	470	1225			
Exiting Leg	7							1							747							470							1225				
Total	14							2							1494							940							2450				

PDI File #: 186556 LL  
 Location: N: Galileo-Galilei Way S: Galileo-Galilei Way  
 Location: E: Broadway W: Broadway  
 City, State: Cambridge, MA  
 Client: VHB/ S. Mandzo-Predzic  
 Site Code: TBA  
 Count Date: Thursday, November 15, 2018  
 Start Time: 4:30 PM  
 End Time: 6:30 PM  
 Class:



46 Morton Street, Framingham, MA 01702  
 Office: 508-875-0100 Fax: 508-875-0118  
 Email: datarequests@pdilic.com

**Cars and Heavy Vehicles (Combined)**

	Galileo-Galilei Way					Broadway					Galileo-Galilei Way					Broadway					Total
	from North					from East					from South					from West					
	Right	Thru	Left	U-Turn	Total	Right	Thru	Left	U-Turn	Total	Right	Thru	Left	U-Turn	Total	Right	Thru	Left	U-Turn	Total	
4:30 PM	38	93	2	0	133	7	51	23	0	81	23	100	24	2	149	12	69	50	0	131	494
4:45 PM	41	62	2	0	105	12	70	35	2	119	18	80	29	1	128	2	85	33	0	120	472
Total	79	155	4	0	238	19	121	58	2	200	41	180	53	3	277	14	154	83	0	251	966
5:00 PM	37	77	0	0	114	10	61	23	0	94	21	98	11	2	132	5	90	36	0	131	471
5:15 PM	58	95	2	0	155	13	66	21	0	100	38	104	20	1	163	3	60	41	0	104	522
5:30 PM	46	75	2	0	123	7	60	16	1	84	32	109	19	1	161	3	68	14	0	85	453
5:45 PM	44	77	0	0	121	10	63	14	0	87	24	83	23	0	130	7	66	35	0	108	446
Total	185	324	4	0	513	40	250	74	1	365	115	394	73	4	586	18	284	126	0	428	1892
6:00 PM	48	82	3	0	133	6	61	18	0	85	22	92	28	2	144	11	87	57	0	155	517
6:15 PM	46	78	2	0	126	10	55	12	0	77	30	83	23	0	136	8	86	38	0	132	471
Total	94	160	5	0	259	16	116	30	0	162	52	175	51	2	280	19	173	95	0	287	988
Grand Total	358	639	13	0	1010	75	487	162	3	727	208	749	177	9	1143	51	611	304	0	966	3846
Approach %	35.4	63.3	1.3	0.0		10.3	67.0	22.3	0.4		18.2	65.5	15.5	0.8		5.3	63.3	31.5	0.0		
Total %	9.3	16.6	0.3	0.0	26.3	2.0	12.7	4.2	0.1	18.9	5.4	19.5	4.6	0.2	29.7	1.3	15.9	7.9	0.0	25.1	
Exiting Leg Total	1128					835					861					1022					3846
Cars	347	597	11	0	955	61	463	161	3	688	196	720	169	9	1094	49	571	298	0	918	3655
% Cars	96.9	93.4	84.6	0.0	94.6	81.3	95.1	99.4	100.0	94.6	94.2	96.1	95.5	100.0	95.7	96.1	93.5	98.0	0.0	95.0	95.0
Exiting Leg Total	1079					781					816					979					3655
Heavy Vehicles	11	42	2	0	55	14	24	1	0	39	12	29	8	0	49	2	40	6	0	48	191
% Heavy Vehicles	3.1	6.6	15.4	0.0	5.4	18.7	4.9	0.6	0.0	5.4	5.8	3.9	4.5	0.0	4.3	3.9	6.5	2.0	0.0	5.0	5.0
Exiting Leg Total	49					54					45					43					191

Peak Hour Analysis from 04:30 PM to 06:30 PM begins at:

	Galileo-Galilei Way					Broadway					Galileo-Galilei Way					Broadway					Total
	from North					from East					from South					from West					
	Right	Thru	Left	U-Turn	Total	Right	Thru	Left	U-Turn	Total	Right	Thru	Left	U-Turn	Total	Right	Thru	Left	U-Turn	Total	
4:30 PM	38	93	2	0	133	7	51	23	0	81	23	100	24	2	149	12	69	50	0	131	494
4:45 PM	41	62	2	0	105	12	70	35	2	119	18	80	29	1	128	2	85	33	0	120	472
5:00 PM	37	77	0	0	114	10	61	23	0	94	21	98	11	2	132	5	90	36	0	131	471
5:15 PM	58	95	2	0	155	13	66	21	0	100	38	104	20	1	163	3	60	41	0	104	522
Total Volume	174	327	6	0	507	42	248	102	2	394	100	382	84	6	572	22	304	160	0	486	1959
% Approach Total	34.3	64.5	1.2	0.0		10.7	62.9	25.9	0.5		17.5	66.8	14.7	1.0		4.5	62.6	32.9	0.0		
PHF	0.750	0.861	0.750	0.000	0.818	0.808	0.886	0.729	0.250	0.828	0.658	0.918	0.724	0.750	0.877	0.458	0.844	0.800	0.000	0.927	0.938
Cars	167	304	5	0	476	34	235	101	2	372	96	365	82	6	549	22	282	156	0	460	1857
Cars %	96.0	93.0	83.3	0.0	93.9	81.0	94.8	99.0	100.0	94.4	96.0	95.5	97.6	100.0	96.0	100.0	92.8	97.5	0.0	94.7	94.8
Heavy Vehicles	7	23	1	0	31	8	13	1	0	22	4	17	2	0	23	0	22	4	0	26	102
Heavy Vehicles %	4.0	7.0	16.7	0.0	6.1	19.0	5.2	1.0	0.0	5.6	4.0	4.5	2.4	0.0	4.0	0.0	7.2	2.5	0.0	5.3	5.2
Cars Enter Leg	167	304	5	0	476	34	235	101	2	372	96	365	82	6	549	22	282	156	0	460	1857
Heavy Enter Leg	7	23	1	0	31	8	13	1	0	22	4	17	2	0	23	0	22	4	0	26	102
Total Entering Leg	174	327	6	0	507	42	248	102	2	394	100	382	84	6	572	22	304	160	0	486	1959
Cars Exiting Leg	555					385					433					484					1857
Heavy Exiting Leg	29					27					24					22					102
Total Exiting Leg	584					412					457					506					1959

PDI File #: **186556 LL**  
 Location: **N: Galileo-Galilei Way S: Galileo-Galilei Way**  
 Location: **E: Broadway W: Broadway**  
 City, State: **Cambridge, MA**  
 Client: **VHB/ S. Mandzo-Predzic**  
 Site Code: **TBA**  
 Count Date: **Thursday, November 15, 2018**  
 Start Time: **4:30 PM**  
 End Time: **6:30 PM**  
 Class:



**Cars-Combined (Motorcycles, Cars, Light Goods)**

	Galileo-Galilei Way					Broadway					Galileo-Galilei Way					Broadway					Total
	from North					from East					from South					from West					
	Right	Thru	Left	U-Turn	Total	Right	Thru	Left	U-Turn	Total	Right	Thru	Left	U-Turn	Total	Right	Thru	Left	U-Turn	Total	
4:30 PM	37	84	2	0	123	7	49	23	0	79	23	95	23	2	143	12	61	48	0	121	466
4:45 PM	38	59	1	0	98	9	66	34	2	111	16	72	28	1	117	2	77	32	0	111	437
<b>Total</b>	<b>75</b>	<b>143</b>	<b>3</b>	<b>0</b>	<b>221</b>	<b>16</b>	<b>115</b>	<b>57</b>	<b>2</b>	<b>190</b>	<b>39</b>	<b>167</b>	<b>51</b>	<b>3</b>	<b>260</b>	<b>14</b>	<b>138</b>	<b>80</b>	<b>0</b>	<b>232</b>	<b>903</b>
5:00 PM	35	72	0	0	107	7	56	23	0	86	20	96	11	2	129	5	87	35	0	127	449
5:15 PM	57	89	2	0	148	11	64	21	0	96	37	102	20	1	160	3	57	41	0	101	505
5:30 PM	46	72	2	0	120	6	58	16	1	81	30	103	17	1	151	3	67	14	0	84	436
5:45 PM	42	69	0	0	111	9	59	14	0	82	22	82	21	0	125	6	58	34	0	98	416
<b>Total</b>	<b>180</b>	<b>302</b>	<b>4</b>	<b>0</b>	<b>486</b>	<b>33</b>	<b>237</b>	<b>74</b>	<b>1</b>	<b>345</b>	<b>109</b>	<b>383</b>	<b>69</b>	<b>4</b>	<b>565</b>	<b>17</b>	<b>269</b>	<b>124</b>	<b>0</b>	<b>410</b>	<b>1806</b>
6:00 PM	47	80	2	0	129	4	58	18	0	80	20	90	27	2	139	11	82	56	0	149	497
6:15 PM	45	72	2	0	119	8	53	12	0	73	28	80	22	0	130	7	82	38	0	127	449
<b>Total</b>	<b>92</b>	<b>152</b>	<b>4</b>	<b>0</b>	<b>248</b>	<b>12</b>	<b>111</b>	<b>30</b>	<b>0</b>	<b>153</b>	<b>48</b>	<b>170</b>	<b>49</b>	<b>2</b>	<b>269</b>	<b>18</b>	<b>164</b>	<b>94</b>	<b>0</b>	<b>276</b>	<b>946</b>
Grand Total	347	597	11	0	955	61	463	161	3	688	196	720	169	9	1094	49	571	298	0	918	3655
Approach %	36.3	62.5	1.2	0.0		8.9	67.3	23.4	0.4		17.9	65.8	15.4	0.8		5.3	62.2	32.5	0.0		
Total %	9.5	16.3	0.3	0.0	26.1	1.7	12.7	4.4	0.1	18.8	5.4	19.7	4.6	0.2	29.9	1.3	15.6	8.2	0.0	25.1	
Exiting Leg Total	1079					781					816					979					3655

Peak Hour Analysis from 04:30 PM to 06:30 PM begins at:

	Galileo-Galilei Way					Broadway					Galileo-Galilei Way					Broadway					Total	
	from North					from East					from South					from West						
	Right	Thru	Left	U-Turn	Total	Right	Thru	Left	U-Turn	Total	Right	Thru	Left	U-Turn	Total	Right	Thru	Left	U-Turn	Total		
4:30 PM	37	84	2	0	123	7	49	23	0	79	23	95	23	2	143	12	61	48	0	121	466	
4:45 PM	38	59	1	0	98	9	66	34	2	111	16	72	28	1	117	2	77	32	0	111	437	
5:00 PM	35	72	0	0	107	7	56	23	0	86	20	96	11	2	129	5	87	35	0	127	449	
5:15 PM	57	89	2	0	148	11	64	21	0	96	37	102	20	1	160	3	57	41	0	101	505	
Total Volume	167	304	5	0	476	34	235	101	2	372	96	365	82	6	549	22	282	156	0	460	1857	
% Approach Total	35.1	63.9	1.1	0.0		9.1	63.2	27.2	0.5		17.5	66.5	14.9	1.1		4.8	61.3	33.9	0.0			
PHF	0.732	0.854	0.625	0.000	0.804	0.773	0.890	0.743	0.250	0.838	0.649	0.895	0.732	0.750	0.858	0.458	0.810	0.813	0.000	0.906	0.919	
Entering Leg	167	304	5	0	476	34	235	101	2	372	96	365	82	6	549	22	282	156	0	460	1857	
Exiting Leg																					484	1857
Total	1031					757					982					944					3714	

PDI File #: **186556 LL**  
 Location: **N: Galileo-Galilei Way S: Galileo-Galilei Way**  
 Location: **E: Broadway W: Broadway**  
 City, State: **Cambridge, MA**  
 Client: **VHB/ S. Mandzo-Predzic**  
 Site Code: **TBA**  
 Count Date: **Thursday, November 15, 2018**  
 Start Time: **4:30 PM**  
 End Time: **6:30 PM**  
 Class: **Heavy Vehicles-Combined (Buses, Single-Unit Trucks, Articulated Trucks)**



46 Morton Street, Framingham, MA 01702  
 Office: 508-875-0100 Fax: 508-875-0118  
 Email: datarequests@pdillc.com

	Galileo-Galilei Way					Broadway					Galileo-Galilei Way					Broadway					Total
	from North					from East					from South					from West					
	Right	Thru	Left	U-Turn	Total	Right	Thru	Left	U-Turn	Total	Right	Thru	Left	U-Turn	Total	Right	Thru	Left	U-Turn	Total	
4:30 PM	1	9	0	0	10	0	2	0	0	2	0	5	1	0	6	0	8	2	0	10	28
4:45 PM	3	3	1	0	7	3	4	1	0	8	2	8	1	0	11	0	8	1	0	9	35
<b>Total</b>	<b>4</b>	<b>12</b>	<b>1</b>	<b>0</b>	<b>17</b>	<b>3</b>	<b>6</b>	<b>1</b>	<b>0</b>	<b>10</b>	<b>2</b>	<b>13</b>	<b>2</b>	<b>0</b>	<b>17</b>	<b>0</b>	<b>16</b>	<b>3</b>	<b>0</b>	<b>19</b>	<b>63</b>
5:00 PM	2	5	0	0	7	3	5	0	0	8	1	2	0	0	3	0	3	1	0	4	22
5:15 PM	1	6	0	0	7	2	2	0	0	4	1	2	0	0	3	0	3	0	0	3	17
5:30 PM	0	3	0	0	3	1	2	0	0	3	2	6	2	0	10	0	1	0	0	1	17
5:45 PM	2	8	0	0	10	1	4	0	0	5	2	1	2	0	5	1	8	1	0	10	30
<b>Total</b>	<b>5</b>	<b>22</b>	<b>0</b>	<b>0</b>	<b>27</b>	<b>7</b>	<b>13</b>	<b>0</b>	<b>0</b>	<b>20</b>	<b>6</b>	<b>11</b>	<b>4</b>	<b>0</b>	<b>21</b>	<b>1</b>	<b>15</b>	<b>2</b>	<b>0</b>	<b>18</b>	<b>86</b>
6:00 PM	1	2	1	0	4	2	3	0	0	5	2	2	1	0	5	0	5	1	0	6	20
6:15 PM	1	6	0	0	7	2	2	0	0	4	2	3	1	0	6	1	4	0	0	5	22
<b>Total</b>	<b>2</b>	<b>8</b>	<b>1</b>	<b>0</b>	<b>11</b>	<b>4</b>	<b>5</b>	<b>0</b>	<b>0</b>	<b>9</b>	<b>4</b>	<b>5</b>	<b>2</b>	<b>0</b>	<b>11</b>	<b>1</b>	<b>9</b>	<b>1</b>	<b>0</b>	<b>11</b>	<b>42</b>
<b>Grand Total</b>	<b>11</b>	<b>42</b>	<b>2</b>	<b>0</b>	<b>55</b>	<b>14</b>	<b>24</b>	<b>1</b>	<b>0</b>	<b>39</b>	<b>12</b>	<b>29</b>	<b>8</b>	<b>0</b>	<b>49</b>	<b>2</b>	<b>40</b>	<b>6</b>	<b>0</b>	<b>48</b>	<b>191</b>
Approach %	20.0	76.4	3.6	0.0		35.9	61.5	2.6	0.0		24.5	59.2	16.3	0.0		4.2	83.3	12.5	0.0		
Total %	5.8	22.0	1.0	0.0	28.8	7.3	12.6	0.5	0.0	20.4	6.3	15.2	4.2	0.0	25.7	1.0	20.9	3.1	0.0	25.1	
<b>Exiting Leg Total</b>	<b>49</b>					<b>54</b>					<b>45</b>					<b>43</b>					<b>191</b>
Buses	4	26	2	0	32	12	16	1	0	29	9	12	5	0	26	1	30	2	0	33	120
% Buses	36.4	61.9	100.0	0.0	58.2	85.7	66.7	100.0	0.0	74.4	75.0	41.4	62.5	0.0	53.1	50.0	75.0	33.3	0.0	68.8	62.8
<b>Exiting Leg Total</b>	<b>26</b>					<b>41</b>					<b>28</b>					<b>25</b>					<b>120</b>
Single-Unit Trucks	7	15	0	0	22	2	8	0	0	10	3	15	3	0	21	1	10	4	0	15	68
% Single-Unit	63.6	35.7	0.0	0.0	40.0	14.3	33.3	0.0	0.0	25.6	25.0	51.7	37.5	0.0	42.9	50.0	25.0	66.7	0.0	31.3	35.6
<b>Exiting Leg Total</b>	<b>21</b>					<b>13</b>					<b>16</b>					<b>18</b>					<b>68</b>
Articulated Trucks	0	1	0	0	1	0	0	0	0	0	0	2	0	0	2	0	0	0	0	0	3
% Articulated	0.0	2.4	0.0	0.0	1.8	0.0	0.0	0.0	0.0	0.0	0.0	6.9	0.0	0.0	4.1	0.0	0.0	0.0	0.0	0.0	1.6
<b>Exiting Leg Total</b>	<b>2</b>					<b>0</b>					<b>1</b>					<b>0</b>					<b>3</b>

Peak Hour Analysis from 04:30 PM to 06:30 PM begins at:

	Galileo-Galilei Way					Broadway					Galileo-Galilei Way					Broadway					Total
	from North					from East					from South					from West					
	Right	Thru	Left	U-Turn	Total	Right	Thru	Left	U-Turn	Total	Right	Thru	Left	U-Turn	Total	Right	Thru	Left	U-Turn	Total	
4:30 PM	1	9	0	0	10	0	2	0	0	2	0	5	1	0	6	0	8	2	0	10	28
4:45 PM	3	3	1	0	7	3	4	1	0	8	2	8	1	0	11	0	8	1	0	9	35
5:00 PM	2	5	0	0	7	3	5	0	0	8	1	2	0	0	3	0	3	1	0	4	22
5:15 PM	1	6	0	0	7	2	2	0	0	4	1	2	0	0	3	0	3	0	0	3	17
<b>Total Volume</b>	<b>7</b>	<b>23</b>	<b>1</b>	<b>0</b>	<b>31</b>	<b>8</b>	<b>13</b>	<b>1</b>	<b>0</b>	<b>22</b>	<b>4</b>	<b>17</b>	<b>2</b>	<b>0</b>	<b>23</b>	<b>0</b>	<b>22</b>	<b>4</b>	<b>0</b>	<b>26</b>	<b>102</b>
<b>% Approach Total</b>	<b>22.6</b>	<b>74.2</b>	<b>3.2</b>	<b>0.0</b>		<b>36.4</b>	<b>59.1</b>	<b>4.5</b>	<b>0.0</b>		<b>17.4</b>	<b>73.9</b>	<b>8.7</b>	<b>0.0</b>		<b>0.0</b>	<b>84.6</b>	<b>15.4</b>	<b>0.0</b>		
<b>PHF</b>	<b>0.583</b>	<b>0.639</b>	<b>0.250</b>	<b>0.000</b>	<b>0.775</b>	<b>0.667</b>	<b>0.650</b>	<b>0.250</b>	<b>0.000</b>	<b>0.688</b>	<b>0.500</b>	<b>0.531</b>	<b>0.500</b>	<b>0.000</b>	<b>0.523</b>	<b>0.000</b>	<b>0.688</b>	<b>0.500</b>	<b>0.000</b>	<b>0.650</b>	<b>0.729</b>
Buses	3	15	1	0	19	7	8	1	0	16	3	8	1	0	12	0	16	2	0	18	65
Buses %	42.9	65.2	100.0	0.0	61.3	87.5	61.5	100.0	0.0	72.7	75.0	47.1	50.0	0.0	52.2	0.0	72.7	50.0	0.0	69.2	63.7
Single-Unit Trucks	4	7	0	0	11	1	5	0	0	6	1	7	1	0	9	0	6	2	0	8	34
Single-Unit %	57.1	30.4	0.0	0.0	35.5	12.5	38.5	0.0	0.0	27.3	25.0	41.2	50.0	0.0	39.1	0.0	27.3	50.0	0.0	30.8	33.3
Articulated Trucks	0	1	0	0	1	0	0	0	0	0	0	2	0	0	2	0	0	0	0	0	3
Articulated %	0.0	4.3	0.0	0.0	3.2	0.0	0.0	0.0	0.0	0.0	0.0	11.8	0.0	0.0	8.7	0.0	0.0	0.0	0.0	0.0	2.9
Buses	3	15	1	0	19	7	8	1	0	16	3	8	1	0	12	0	16	2	0	18	65
Single-Unit Trucks	4	7	0	0	11	1	5	0	0	6	1	7	1	0	9	0	6	2	0	8	34
Articulated Trucks	0	1	0	0	1	0	0	0	0	0	0	2	0	0	2	0	0	0	0	0	3
<b>Total Entering Leg</b>	<b>7</b>	<b>23</b>	<b>1</b>	<b>0</b>	<b>31</b>	<b>8</b>	<b>13</b>	<b>1</b>	<b>0</b>	<b>22</b>	<b>4</b>	<b>17</b>	<b>2</b>	<b>0</b>	<b>23</b>	<b>0</b>	<b>22</b>	<b>4</b>	<b>0</b>	<b>26</b>	<b>102</b>
Buses	<b>17</b>					<b>20</b>					<b>16</b>					<b>12</b>					<b>65</b>
Single-Unit Trucks	<b>10</b>					<b>7</b>					<b>9</b>					<b>10</b>					<b>34</b>
Articulated Trucks	<b>2</b>					<b>0</b>					<b>1</b>					<b>0</b>					<b>3</b>
<b>Total Exiting Leg</b>	<b>29</b>					<b>27</b>					<b>24</b>					<b>22</b>					<b>102</b>



PDI File #: **186556 LL**  
 Location: **N: Galileo-Galilei Way S: Galileo-Galilei Way**  
 Location: **E: Broadway W: Broadway**  
 City, State: **Cambridge, MA**  
 Client: **VHB/ S. Mandzo-Predzic**  
 Site Code: **TBA**  
 Count Date: **Thursday, November 15, 2018**  
 Start Time: **4:30 PM**  
 End Time: **6:30 PM**  
 Class:



**Cars**

	Galileo-Galilei Way					Broadway					Galileo-Galilei Way					Broadway					Total
	from North					from East					from South					from West					
	Right	Thru	Left	U-Turn	Total	Right	Thru	Left	U-Turn	Total	Right	Thru	Left	U-Turn	Total	Right	Thru	Left	U-Turn	Total	
4:30 PM	35	78	2	0	115	7	49	23	0	79	20	85	21	2	128	12	60	47	0	119	441
4:45 PM	34	56	1	0	91	9	63	34	2	108	15	70	26	1	112	2	72	30	0	104	415
<b>Total</b>	<b>69</b>	<b>134</b>	<b>3</b>	<b>0</b>	<b>206</b>	<b>16</b>	<b>112</b>	<b>57</b>	<b>2</b>	<b>187</b>	<b>35</b>	<b>155</b>	<b>47</b>	<b>3</b>	<b>240</b>	<b>14</b>	<b>132</b>	<b>77</b>	<b>0</b>	<b>223</b>	<b>856</b>
5:00 PM	32	69	0	0	101	6	55	22	0	83	20	94	11	2	127	5	83	32	0	120	431
5:15 PM	54	85	2	0	141	11	61	20	0	92	34	99	18	1	152	3	55	38	0	96	481
5:30 PM	45	69	2	0	116	6	57	16	1	80	30	98	17	1	146	3	65	14	0	82	424
5:45 PM	39	67	0	0	106	9	58	14	0	81	22	76	19	0	117	6	57	33	0	96	400
<b>Total</b>	<b>170</b>	<b>290</b>	<b>4</b>	<b>0</b>	<b>464</b>	<b>32</b>	<b>231</b>	<b>72</b>	<b>1</b>	<b>336</b>	<b>106</b>	<b>367</b>	<b>65</b>	<b>4</b>	<b>542</b>	<b>17</b>	<b>260</b>	<b>117</b>	<b>0</b>	<b>394</b>	<b>1736</b>
6:00 PM	47	78	2	0	127	4	57	18	0	79	20	86	26	2	134	10	78	53	0	141	481
6:15 PM	45	71	2	0	118	8	51	12	0	71	27	76	22	0	125	7	80	36	0	123	437
<b>Total</b>	<b>92</b>	<b>149</b>	<b>4</b>	<b>0</b>	<b>245</b>	<b>12</b>	<b>108</b>	<b>30</b>	<b>0</b>	<b>150</b>	<b>47</b>	<b>162</b>	<b>48</b>	<b>2</b>	<b>259</b>	<b>17</b>	<b>158</b>	<b>89</b>	<b>0</b>	<b>264</b>	<b>918</b>
Grand Total	331	573	11	0	915	60	451	159	3	673	188	684	160	9	1041	48	550	283	0	881	3510
Approach %	36.2	62.6	1.2	0.0		8.9	67.0	23.6	0.4		18.1	65.7	15.4	0.9		5.4	62.4	32.1	0.0		
Total %	9.4	16.3	0.3	0.0	26.1	1.7	12.8	4.5	0.1	19.2	5.4	19.5	4.6	0.3	29.7	1.4	15.7	8.1	0.0	25.1	
Exiting Leg Total	1027					752					789					942					3510

Peak Hour Analysis from 04:30 PM to 06:30 PM begins at:

	Galileo-Galilei Way					Broadway					Galileo-Galilei Way					Broadway					Total				
	from North					from East					from South					from West									
	Right	Thru	Left	U-Turn	Total	Right	Thru	Left	U-Turn	Total	Right	Thru	Left	U-Turn	Total	Right	Thru	Left	U-Turn	Total					
5:15 PM	54	85	2	0	141	11	61	20	0	92	34	99	18	1	152	3	55	38	0	96	481				
5:30 PM	45	69	2	0	116	6	57	16	1	80	30	98	17	1	146	3	65	14	0	82	424				
5:45 PM	39	67	0	0	106	9	58	14	0	81	22	76	19	0	117	6	57	33	0	96	400				
6:00 PM	47	78	2	0	127	4	57	18	0	79	20	86	26	2	134	10	78	53	0	141	481				
Total Volume	185	299	6	0	490	30	233	68	1	332	106	359	80	4	549	22	255	138	0	415	1786				
% Approach Total	37.8	61.0	1.2	0.0		9.0	70.2	20.5	0.3		19.3	65.4	14.6	0.7		5.3	61.4	33.3	0.0						
PHF	0.856	0.879	0.750	0.000	0.869	0.682	0.955	0.850	0.250	0.902	0.779	0.907	0.769	0.500	0.903	0.550	0.817	0.651	0.000	0.736	0.928				
Entering Leg	185	299	6	0	490	30	233	68	1	332	106	359	80	4	549	22	255	138	0	415	1786				
Exiting Leg																					527	368	393	498	1786
<b>Total</b>	<b>1017</b>					<b>700</b>					<b>942</b>					<b>913</b>					<b>3572</b>				

PDI File #: **186556 LL**  
 Location: **N: Galileo-Galilei Way S: Galileo-Galilei Way**  
 Location: **E: Broadway W: Broadway**  
 City, State: **Cambridge, MA**  
 Client: **VHB/ S. Mandzo-Predzic**  
 Site Code: **TBA**  
 Count Date: **Thursday, November 15, 2018**  
 Start Time: **4:30 PM**  
 End Time: **6:30 PM**  
 Class:



46 Morton Street, Framingham, MA 01702  
 Office: 508-875-0100 Fax: 508-875-0118  
 Email: datarequests@pdilic.com

**Light Goods Vehicle**

	Galileo-Galilei Way					Broadway					Galileo-Galilei Way					Broadway					Total
	from North					from East					from South					from West					
	Right	Thru	Left	U-Turn	Total	Right	Thru	Left	U-Turn	Total	Right	Thru	Left	U-Turn	Total	Right	Thru	Left	U-Turn	Total	
4:30 PM	2	6	0	0	8	0	0	0	0	0	3	9	0	0	12	0	1	1	0	2	22
4:45 PM	4	3	0	0	7	0	2	0	0	2	1	2	1	0	4	0	5	2	0	7	20
<b>Total</b>	<b>6</b>	<b>9</b>	<b>0</b>	<b>0</b>	<b>15</b>	<b>0</b>	<b>2</b>	<b>0</b>	<b>0</b>	<b>2</b>	<b>4</b>	<b>11</b>	<b>1</b>	<b>0</b>	<b>16</b>	<b>0</b>	<b>6</b>	<b>3</b>	<b>0</b>	<b>9</b>	<b>42</b>
5:00 PM	3	3	0	0	6	1	1	1	0	3	0	2	0	0	2	0	4	3	0	7	18
5:15 PM	3	4	0	0	7	0	2	1	0	3	3	3	0	0	6	0	2	3	0	5	21
5:30 PM	1	3	0	0	4	0	1	0	0	1	0	5	0	0	5	0	1	0	0	1	11
5:45 PM	3	2	0	0	5	0	1	0	0	1	0	6	2	0	8	0	1	1	0	2	16
<b>Total</b>	<b>10</b>	<b>12</b>	<b>0</b>	<b>0</b>	<b>22</b>	<b>1</b>	<b>5</b>	<b>2</b>	<b>0</b>	<b>8</b>	<b>3</b>	<b>16</b>	<b>2</b>	<b>0</b>	<b>21</b>	<b>0</b>	<b>8</b>	<b>7</b>	<b>0</b>	<b>15</b>	<b>66</b>
6:00 PM	0	1	0	0	1	0	0	0	0	0	0	3	1	0	4	1	4	3	0	8	13
6:15 PM	0	1	0	0	1	0	1	0	0	1	1	4	0	0	5	0	2	2	0	4	11
<b>Total</b>	<b>0</b>	<b>2</b>	<b>0</b>	<b>0</b>	<b>2</b>	<b>0</b>	<b>1</b>	<b>0</b>	<b>0</b>	<b>1</b>	<b>1</b>	<b>7</b>	<b>1</b>	<b>0</b>	<b>9</b>	<b>1</b>	<b>6</b>	<b>5</b>	<b>0</b>	<b>12</b>	<b>24</b>
Grand Total	16	23	0	0	39	1	8	2	0	11	8	34	4	0	46	1	20	15	0	36	132
Approach %	41.0	59.0	0.0	0.0		9.1	72.7	18.2	0.0		17.4	73.9	8.7	0.0		2.8	55.6	41.7	0.0		
Total %	12.1	17.4	0.0	0.0	29.5	0.8	6.1	1.5	0.0	8.3	6.1	25.8	3.0	0.0	34.8	0.8	15.2	11.4	0.0	27.3	
Exiting Leg Total	50					28					26					28					132

Peak Hour Analysis from 04:30 PM to 06:30 PM begins at:

	Galileo-Galilei Way					Broadway					Galileo-Galilei Way					Broadway					Total
	from North					from East					from South					from West					
	Right	Thru	Left	U-Turn	Total	Right	Thru	Left	U-Turn	Total	Right	Thru	Left	U-Turn	Total	Right	Thru	Left	U-Turn	Total	
4:30 PM	2	6	0	0	8	0	0	0	0	0	3	9	0	0	12	0	1	1	0	2	22
4:45 PM	4	3	0	0	7	0	2	0	0	2	1	2	1	0	4	0	5	2	0	7	20
5:00 PM	3	3	0	0	6	1	1	1	0	3	0	2	0	0	2	0	4	3	0	7	18
5:15 PM	3	4	0	0	7	0	2	1	0	3	3	3	0	0	6	0	2	3	0	5	21
Total Volume	12	16	0	0	28	1	5	2	0	8	7	16	1	0	24	0	12	9	0	21	81
% Approach Total	42.9	57.1	0.0	0.0		12.5	62.5	25.0	0.0		29.2	66.7	4.2	0.0		0.0	57.1	42.9	0.0		
PHF	0.750	0.667	0.000	0.000	0.875	0.250	0.625	0.500	0.000	0.667	0.583	0.444	0.250	0.000	0.500	0.000	0.600	0.750	0.000	0.750	0.920
Entering Leg	12	16	0	0	28	1	5	2	0	8	7	16	1	0	24	0	12	9	0	21	81
Exiting Leg	26					19					18					18					81
Total	54					27					42					39					162

PDI File #: **186556 LL**  
 Location: **N: Galileo-Galilei Way S: Galileo-Galilei Way**  
 Location: **E: Broadway W: Broadway**  
 City, State: **Cambridge, MA**  
 Client: **VHB/ S. Mandzo-Predzic**  
 Site Code: **TBA**  
 Count Date: **Thursday, November 15, 2018**  
 Start Time: **4:30 PM**  
 End Time: **6:30 PM**  
 Class:



46 Morton Street, Framingham, MA 01702  
 Office: 508-875-0100 Fax: 508-875-0118  
 Email: datarequests@pdilic.com

**Buses**

	Galileo-Galilei Way					Broadway					Galileo-Galilei Way					Broadway					Total					
	from North					from East					from South					from West										
	Right	Thru	Left	U-Turn	Total	Right	Thru	Left	U-Turn	Total	Right	Thru	Left	U-Turn	Total	Right	Thru	Left	U-Turn	Total						
4:30 PM	1	6	0	0	7	0	0	0	0	0	0	4	1	0	5	0	4	0	0	4	16					
4:45 PM	0	3	1	0	4	3	2	1	0	6	2	2	0	0	4	0	7	1	0	8	22					
<b>Total</b>	<b>1</b>	<b>9</b>	<b>1</b>	<b>0</b>	<b>11</b>	<b>3</b>	<b>2</b>	<b>1</b>	<b>0</b>	<b>6</b>	<b>2</b>	<b>6</b>	<b>1</b>	<b>0</b>	<b>9</b>	<b>0</b>	<b>11</b>	<b>1</b>	<b>0</b>	<b>12</b>	<b>38</b>					
5:00 PM	1	2	0	0	3	2	4	0	0	6	1	1	0	0	2	0	2	1	0	3	14					
5:15 PM	1	4	0	0	5	2	2	0	0	4	0	1	0	0	1	0	3	0	0	3	13					
5:30 PM	0	3	0	0	3	1	1	0	0	2	2	2	1	0	5	0	1	0	0	1	11					
5:45 PM	0	2	0	0	2	0	2	0	0	2	1	0	1	0	2	0	6	0	0	6	12					
<b>Total</b>	<b>2</b>	<b>11</b>	<b>0</b>	<b>0</b>	<b>13</b>	<b>5</b>	<b>9</b>	<b>0</b>	<b>0</b>	<b>14</b>	<b>4</b>	<b>4</b>	<b>2</b>	<b>0</b>	<b>10</b>	<b>0</b>	<b>12</b>	<b>1</b>	<b>0</b>	<b>13</b>	<b>50</b>					
6:00 PM	0	1	1	0	2	2	3	0	0	5	2	0	1	0	3	0	5	0	0	5	15					
6:15 PM	1	5	0	0	6	2	2	0	0	4	1	2	1	0	4	1	2	0	0	3	17					
<b>Total</b>	<b>1</b>	<b>6</b>	<b>1</b>	<b>0</b>	<b>8</b>	<b>4</b>	<b>5</b>	<b>0</b>	<b>0</b>	<b>9</b>	<b>3</b>	<b>2</b>	<b>2</b>	<b>0</b>	<b>7</b>	<b>1</b>	<b>7</b>	<b>0</b>	<b>0</b>	<b>8</b>	<b>32</b>					
<b>Grand Total</b>	<b>4</b>	<b>26</b>	<b>2</b>	<b>0</b>	<b>32</b>	<b>12</b>	<b>16</b>	<b>1</b>	<b>0</b>	<b>29</b>	<b>9</b>	<b>12</b>	<b>5</b>	<b>0</b>	<b>26</b>	<b>1</b>	<b>30</b>	<b>2</b>	<b>0</b>	<b>33</b>	<b>120</b>					
Approach %	12.5	81.3	6.3	0.0		41.4	55.2	3.4	0.0		34.6	46.2	19.2	0.0		3.0	90.9	6.1	0.0							
Total %	3.3	21.7	1.7	0.0	26.7	10.0	13.3	0.8	0.0	24.2	7.5	10.0	4.2	0.0	21.7	0.8	25.0	1.7	0.0	27.5						
Exiting Leg Total						26					41					28					25					120

**Peak Hour Analysis from 04:30 PM to 06:30 PM begins at:**

	Galileo-Galilei Way					Broadway					Galileo-Galilei Way					Broadway					Total					
	from North					from East					from South					from West										
	Right	Thru	Left	U-Turn	Total	Right	Thru	Left	U-Turn	Total	Right	Thru	Left	U-Turn	Total	Right	Thru	Left	U-Turn	Total						
4:30 PM	1	6	0	0	7	0	0	0	0	0	0	4	1	0	5	0	4	0	0	4	16					
4:45 PM	0	3	1	0	4	3	2	1	0	6	2	2	0	0	4	0	7	1	0	8	22					
5:00 PM	1	2	0	0	3	2	4	0	0	6	1	1	0	0	2	0	2	1	0	3	14					
5:15 PM	1	4	0	0	5	2	2	0	0	4	0	1	0	0	1	0	3	0	0	3	13					
<b>Total Volume</b>	<b>3</b>	<b>15</b>	<b>1</b>	<b>0</b>	<b>19</b>	<b>7</b>	<b>8</b>	<b>1</b>	<b>0</b>	<b>16</b>	<b>3</b>	<b>8</b>	<b>1</b>	<b>0</b>	<b>12</b>	<b>0</b>	<b>16</b>	<b>2</b>	<b>0</b>	<b>18</b>	<b>65</b>					
% Approach Total	15.8	78.9	5.3	0.0		43.8	50.0	6.3	0.0		25.0	66.7	8.3	0.0		0.0	88.9	11.1	0.0							
PHF	0.750	0.625	0.250	0.000	0.679	0.583	0.500	0.250	0.000	0.667	0.375	0.500	0.250	0.000	0.600	0.000	0.571	0.500	0.000	0.563	0.739					
Entering Leg	3	15	1	0	19	7	8	1	0	16	3	8	1	0	12	0	16	2	0	18	65					
Exiting Leg						17					20					16					12					65
<b>Total</b>						<b>36</b>					<b>36</b>					<b>28</b>					<b>30</b>					<b>130</b>

PDI File #: **186556 LL**  
 Location: **N: Galileo-Galilei Way S: Galileo-Galilei Way**  
 Location: **E: Broadway W: Broadway**  
 City, State: **Cambridge, MA**  
 Client: **VHB/ S. Mandzo-Predzic**  
 Site Code: **TBA**  
 Count Date: **Thursday, November 15, 2018**  
 Start Time: **4:30 PM**  
 End Time: **6:30 PM**  
 Class:



46 Morton Street, Framingham, MA 01702  
 Office: 508-875-0100 Fax: 508-875-0118  
 Email: datarequests@pdilic.com

**Single-Unit Trucks**

	Galileo-Galilei Way					Broadway					Galileo-Galilei Way					Broadway					Total
	from North					from East					from South					from West					
	Right	Thru	Left	U-Turn	Total	Right	Thru	Left	U-Turn	Total	Right	Thru	Left	U-Turn	Total	Right	Thru	Left	U-Turn	Total	
4:30 PM	0	2	0	0	2	0	2	0	0	2	0	1	0	0	1	0	4	2	0	6	11
4:45 PM	3	0	0	0	3	0	2	0	0	2	0	5	1	0	6	0	1	0	0	1	12
<b>Total</b>	<b>3</b>	<b>2</b>	<b>0</b>	<b>0</b>	<b>5</b>	<b>0</b>	<b>4</b>	<b>0</b>	<b>0</b>	<b>4</b>	<b>0</b>	<b>6</b>	<b>1</b>	<b>0</b>	<b>7</b>	<b>0</b>	<b>5</b>	<b>2</b>	<b>0</b>	<b>7</b>	<b>23</b>
5:00 PM	1	3	0	0	4	1	1	0	0	2	0	0	0	0	0	0	1	0	0	1	7
5:15 PM	0	2	0	0	2	0	0	0	0	0	1	1	0	0	2	0	0	0	0	0	4
5:30 PM	0	0	0	0	0	0	1	0	0	1	0	4	1	0	5	0	0	0	0	0	6
5:45 PM	2	6	0	0	8	1	2	0	0	3	1	1	1	0	3	1	2	1	0	4	18
<b>Total</b>	<b>3</b>	<b>11</b>	<b>0</b>	<b>0</b>	<b>14</b>	<b>2</b>	<b>4</b>	<b>0</b>	<b>0</b>	<b>6</b>	<b>2</b>	<b>6</b>	<b>2</b>	<b>0</b>	<b>10</b>	<b>1</b>	<b>3</b>	<b>1</b>	<b>0</b>	<b>5</b>	<b>35</b>
6:00 PM	1	1	0	0	2	0	0	0	0	0	0	2	0	0	2	0	0	1	0	1	5
6:15 PM	0	1	0	0	1	0	0	0	0	0	1	1	0	0	2	0	2	0	0	2	5
<b>Total</b>	<b>1</b>	<b>2</b>	<b>0</b>	<b>0</b>	<b>3</b>	<b>0</b>	<b>0</b>	<b>0</b>	<b>0</b>	<b>0</b>	<b>1</b>	<b>3</b>	<b>0</b>	<b>0</b>	<b>4</b>	<b>0</b>	<b>2</b>	<b>1</b>	<b>0</b>	<b>3</b>	<b>10</b>
<b>Grand Total</b>	<b>7</b>	<b>15</b>	<b>0</b>	<b>0</b>	<b>22</b>	<b>2</b>	<b>8</b>	<b>0</b>	<b>0</b>	<b>10</b>	<b>3</b>	<b>15</b>	<b>3</b>	<b>0</b>	<b>21</b>	<b>1</b>	<b>10</b>	<b>4</b>	<b>0</b>	<b>15</b>	<b>68</b>
Approach %	31.8	68.2	0.0	0.0		20.0	80.0	0.0	0.0		14.3	71.4	14.3	0.0		6.7	66.7	26.7	0.0		
Total %	10.3	22.1	0.0	0.0	32.4	2.9	11.8	0.0	0.0	14.7	4.4	22.1	4.4	0.0	30.9	1.5	14.7	5.9	0.0	22.1	
Exiting Leg Total	21					13					16					18					68

Peak Hour Analysis from 04:30 PM to 06:30 PM begins at:

	Galileo-Galilei Way					Broadway					Galileo-Galilei Way					Broadway					Total
	from North					from East					from South					from West					
	Right	Thru	Left	U-Turn	Total	Right	Thru	Left	U-Turn	Total	Right	Thru	Left	U-Turn	Total	Right	Thru	Left	U-Turn	Total	
5:00 PM	1	3	0	0	4	1	1	0	0	2	0	0	0	0	0	0	1	0	0	1	7
5:15 PM	0	2	0	0	2	0	0	0	0	0	1	1	0	0	2	0	0	0	0	0	4
5:30 PM	0	0	0	0	0	0	1	0	0	1	0	4	1	0	5	0	0	0	0	0	6
5:45 PM	2	6	0	0	8	1	2	0	0	3	1	1	1	0	3	1	2	1	0	4	18
<b>Total Volume</b>	<b>3</b>	<b>11</b>	<b>0</b>	<b>0</b>	<b>14</b>	<b>2</b>	<b>4</b>	<b>0</b>	<b>0</b>	<b>6</b>	<b>2</b>	<b>6</b>	<b>2</b>	<b>0</b>	<b>10</b>	<b>1</b>	<b>3</b>	<b>1</b>	<b>0</b>	<b>5</b>	<b>35</b>
% Approach Total	21.4	78.6	0.0	0.0		33.3	66.7	0.0	0.0		20.0	60.0	20.0	0.0		20.0	60.0	20.0	0.0		
PHF	0.375	0.458	0.000	0.000	0.438	0.500	0.500	0.000	0.000	0.500	0.500	0.375	0.500	0.000	0.500	0.250	0.375	0.250	0.000	0.313	0.486
Entering Leg	3	11	0	0	14	2	4	0	0	6	2	6	2	0	10	1	3	1	0	5	35
Exiting Leg	9					5					12					9					35
<b>Total</b>	<b>23</b>					<b>11</b>					<b>22</b>					<b>14</b>					<b>70</b>

PDI File #: **186556 LL**  
 Location: **N: Galileo-Galilei Way S: Galileo-Galilei Way**  
 Location: **E: Broadway W: Broadway**  
 City, State: **Cambridge, MA**  
 Client: **VHB/ S. Mandzo-Predzic**  
 Site Code: **TBA**  
 Count Date: **Thursday, November 15, 2018**  
 Start Time: **4:30 PM**  
 End Time: **6:30 PM**  
 Class:



46 Morton Street, Framingham, MA 01702  
 Office: 508-875-0100 Fax: 508-875-0118  
 Email: datarequests@pdilic.com

**Articulated Trucks**

	Galileo-Galilei Way					Broadway					Galileo-Galilei Way					Broadway					Total					
	from North					from East					from South					from West										
	Right	Thru	Left	U-Turn	Total	Right	Thru	Left	U-Turn	Total	Right	Thru	Left	U-Turn	Total	Right	Thru	Left	U-Turn	Total						
4:30 PM	0	1	0	0	1	0	0	0	0	0	0	0	0	0	0	0	0	0	0	0	0	0	0	0	0	1
4:45 PM	0	0	0	0	0	0	0	0	0	0	0	1	0	0	1	0	0	0	0	0	0	0	0	0	0	1
<b>Total</b>	0	1	0	0	1	0	0	0	0	0	0	1	0	0	1	0	0	0	0	0	0	0	0	0	0	2
5:00 PM	0	0	0	0	0	0	0	0	0	0	0	1	0	0	1	0	0	0	0	0	0	0	0	0	0	1
5:15 PM	0	0	0	0	0	0	0	0	0	0	0	0	0	0	0	0	0	0	0	0	0	0	0	0	0	0
5:30 PM	0	0	0	0	0	0	0	0	0	0	0	0	0	0	0	0	0	0	0	0	0	0	0	0	0	0
5:45 PM	0	0	0	0	0	0	0	0	0	0	0	0	0	0	0	0	0	0	0	0	0	0	0	0	0	0
<b>Total</b>	0	0	0	0	0	0	0	0	0	0	0	1	0	0	1	0	0	0	0	0	0	0	0	0	0	1
6:00 PM	0	0	0	0	0	0	0	0	0	0	0	0	0	0	0	0	0	0	0	0	0	0	0	0	0	0
6:15 PM	0	0	0	0	0	0	0	0	0	0	0	0	0	0	0	0	0	0	0	0	0	0	0	0	0	0
<b>Total</b>	0	0	0	0	0	0	0	0	0	0	0	0	0	0	0	0	0	0	0	0	0	0	0	0	0	0
<b>Grand Total</b>	0	1	0	0	1	0	0	0	0	0	0	2	0	0	2	0	0	0	0	0	0	0	0	0	0	3
Approach %	0.0	100.0	0.0	0.0		0.0	0.0	0.0	0.0		0.0	100.0	0.0	0.0		0.0	0.0	0.0	0.0		0.0	0.0	0.0	0.0		
Total %	0.0	33.3	0.0	0.0	33.3	0.0	0.0	0.0	0.0	0.0	0.0	66.7	0.0	0.0	66.7	0.0	0.0	0.0	0.0	0.0	0.0	0.0	0.0	0.0	0.0	
Exiting Leg Total						2					0					1					0					3

Peak Hour Analysis from 04:30 PM to 06:30 PM begins at:

	Galileo-Galilei Way					Broadway					Galileo-Galilei Way					Broadway					Total					
	from North					from East					from South					from West										
	Right	Thru	Left	U-Turn	Total	Right	Thru	Left	U-Turn	Total	Right	Thru	Left	U-Turn	Total	Right	Thru	Left	U-Turn	Total						
4:30 PM	0	1	0	0	1	0	0	0	0	0	0	0	0	0	0	0	0	0	0	0	0	0	0	0	0	1
4:45 PM	0	0	0	0	0	0	0	0	0	0	0	1	0	0	1	0	0	0	0	0	0	0	0	0	0	1
5:00 PM	0	0	0	0	0	0	0	0	0	0	0	1	0	0	1	0	0	0	0	0	0	0	0	0	0	1
5:15 PM	0	0	0	0	0	0	0	0	0	0	0	0	0	0	0	0	0	0	0	0	0	0	0	0	0	0
<b>Total Volume</b>	0	1	0	0	1	0	0	0	0	0	0	2	0	0	2	0	0	0	0	0	0	0	0	0	0	3
% Approach Total	0.0	100.0	0.0	0.0		0.0	0.0	0.0	0.0		0.0	100.0	0.0	0.0		0.0	0.0	0.0	0.0		0.0	0.0	0.0	0.0		
PHF	0.000	0.250	0.000	0.000	0.250	0.000	0.000	0.000	0.000	0.000	0.000	0.500	0.000	0.000	0.500	0.000	0.000	0.000	0.000	0.000	0.000	0.000	0.000	0.000	0.000	0.750
Entering Leg	0	1	0	0	1	0	0	0	0	0	0	2	0	0	2	0	0	0	0	0	0	0	0	0	0	3
Exiting Leg						2					0					1					0					3
<b>Total</b>						3					0					3					0					6

PDI File #: 186556 LL  
 Location: N: Galileo-Galilei Way S: Galileo-Galilei Way  
 Location: E: Broadway W: Broadway  
 City, State: Cambridge, MA  
 Client: VHB/ S. Mandzo-Predzic  
 Site Code: TBA  
 Count Date: Thursday, November 15, 2018  
 Start Time: 4:30 PM  
 End Time: 6:30 PM  
 Class:



46 Morton Street, Framingham, MA 01702  
 Office: 508-875-0100 Fax: 508-875-0118  
 Email: datarequests@pdilic.com

**Bicycles (on Roadway and Crosswalks)**

	Galileo-Galilei Way							Broadway							Galileo-Galilei Way							Broadway							Total
	from North							from East							from South							from West							
	Right	Thru	Left	U-Turn	CW-EB	CW-WB	Total	Right	Thru	Left	U-Turn	CW-SB	CW-NB	Total	Right	Thru	Left	U-Turn	CW-WB	CW-EB	Total	Right	Thru	Left	U-Turn	CW-NB	CW-SB	Total	
4:30 PM	3	0	0	0	0	0	3	0	16	1	0	0	0	17	1	3	6	0	0	0	10	0	2	0	0	0	2	32	
4:45 PM	5	4	0	0	0	0	9	0	26	0	0	0	0	26	0	4	3	0	1	0	8	1	9	0	0	0	1	54	
Total	8	4	0	0	0	0	12	0	42	1	0	0	0	43	1	7	9	0	1	0	18	1	11	0	0	0	1	86	
5:00 PM	3	3	0	0	0	0	6	0	33	1	0	0	1	35	0	4	10	0	0	0	14	2	6	1	0	0	0	64	
5:15 PM	8	3	0	0	0	0	11	0	55	0	0	0	0	55	0	10	16	0	0	0	26	2	8	0	0	0	0	102	
5:30 PM	6	6	0	0	0	0	12	0	46	3	0	0	0	49	1	6	11	0	0	0	18	3	5	0	0	0	0	87	
5:45 PM	7	3	0	0	0	0	10	0	30	0	0	0	2	32	1	5	8	0	0	0	14	3	2	1	0	0	0	62	
Total	24	15	0	0	0	0	39	0	164	4	0	0	3	171	2	25	45	0	0	0	72	10	21	2	0	0	0	315	
6:00 PM	2	6	0	0	0	0	8	0	32	0	0	0	0	32	0	2	5	0	0	0	7	1	7	1	0	0	0	9	56
6:15 PM	4	10	0	0	0	0	14	0	27	0	0	0	0	27	0	5	11	0	1	0	17	1	5	0	0	0	0	6	64
Total	6	16	0	0	0	0	22	0	59	0	0	0	0	59	0	7	16	0	1	0	24	2	12	1	0	0	0	15	120
Grand Total	38	35	0	0	0	0	73	0	265	5	0	0	3	273	3	39	70	0	2	0	114	13	44	3	0	0	1	61	521
Approach %	52.1	47.9	0.0	0.0	0.0	0.0		0.0	97.1	1.8	0.0	0.0	1.1		2.6	34.2	61.4	0.0	1.8	0.0		21.3	72.1	4.9	0.0	0.0	1.6		
Total %	7.3	6.7	0.0	0.0	0.0	0.0	14.0	0.0	50.9	1.0	0.0	0.0	0.6	52.4	0.6	7.5	13.4	0.0	0.4	0.0	21.9	2.5	8.4	0.6	0.0	0.0	0.2	11.7	
Exiting Leg Total	42							50							55							374							521

Peak Hour Analysis from 04:30 PM to 06:30 PM begins at:

	Galileo-Galilei Way							Broadway							Galileo-Galilei Way							Broadway							Total
	from North							from East							from South							from West							
	Right	Thru	Left	U-Turn	CW-EB	CW-WB	Total	Right	Thru	Left	U-Turn	CW-SB	CW-NB	Total	Right	Thru	Left	U-Turn	CW-WB	CW-EB	Total	Right	Thru	Left	U-Turn	CW-NB	CW-SB	Total	
5:00 PM	3	3	0	0	0	0	6	0	33	1	0	0	1	35	0	4	10	0	0	0	14	2	6	1	0	0	0	9	64
5:15 PM	8	3	0	0	0	0	11	0	55	0	0	0	0	55	0	10	16	0	0	0	26	2	8	0	0	0	0	10	102
5:30 PM	6	6	0	0	0	0	12	0	46	3	0	0	0	49	1	6	11	0	0	0	18	3	5	0	0	0	0	8	87
5:45 PM	7	3	0	0	0	0	10	0	30	0	0	0	2	32	1	5	8	0	0	0	14	3	2	1	0	0	0	6	62
Total Volume	24	15	0	0	0	0	39	0	164	4	0	0	3	171	2	25	45	0	0	0	72	10	21	2	0	0	0	33	315
% Approach Total	61.5	38.5	0.0	0.0	0.0	0.0		0.0	95.9	2.3	0.0	0.0	1.8		2.8	34.7	62.5	0.0	0.0	0.0		30.3	63.6	6.1	0.0	0.0	0.0		
PHF	0.750	0.625	0.000	0.000	0.000	0.000	0.813	0.000	0.745	0.333	0.000	0.000	0.375	0.777	0.500	0.625	0.703	0.000	0.000	0.000	0.692	0.833	0.656	0.500	0.000	0.000	0.000	0.825	0.772
Entering Leg	24	15	0	0	0	0	39	0	164	4	0	0	3	171	2	25	45	0	0	0	72	10	21	2	0	0	0	33	315
Exiting Leg	27							26							29							233							315
Total	66							197							101							266							630

PDI File #: 186556 LL  
 Location: N: Galileo-Galilei Way S: Galileo-Galilei Way  
 Location: E: Broadway W: Broadway  
 City, State: Cambridge, MA  
 Client: VHB/ S. Mandzo-Predzic  
 Site Code: TBA  
 Count Date: Thursday, November 15, 2018  
 Start Time: 4:30 PM  
 End Time: 6:30 PM  
 Class:



46 Morton Street, Framingham, MA 01702  
 Office: 508-875-0100 Fax: 508-875-0118  
 Email: datarequests@pdilic.com

**Pedestrians**

	Galileo-Galilei Way								Broadway								Galileo-Galilei Way								Broadway								Total
	from North								from East								from South								from West								
	Right	Thru	Left	U-Turn	CW-EB	CW-WB	Total		Right	Thru	Left	U-Turn	CW-SB	CW-NB	Total		Right	Thru	Left	U-Turn	CW-WB	CW-EB	Total		Right	Thru	Left	U-Turn	CW-NB	CW-SB	Total		
4:30 PM	0	0	0	0	0	0	0	0	0	0	0	0	0	0	0	0	0	0	0	0	47	132	179	0	0	0	0	20	70	90	269		
4:45 PM	0	0	0	0	0	1	1	0	0	0	0	0	0	0	0	0	0	0	0	0	43	112	155	0	0	0	0	44	62	106	262		
Total	0	0	0	0	0	1	1	0	0	0	0	0	0	0	0	0	0	0	0	90	244	334	0	0	0	0	64	132	196	531			
5:00 PM	0	0	0	0	0	2	2	0	0	0	0	0	3	3	0	0	0	0	0	78	160	238	0	0	0	0	40	88	128	371			
5:15 PM	0	0	0	0	0	2	2	0	0	0	0	2	0	2	0	0	0	0	0	77	122	199	0	0	0	0	48	88	136	339			
5:30 PM	0	0	0	0	4	3	7	0	0	0	0	1	0	1	0	0	0	0	0	86	99	185	0	0	0	0	49	66	115	308			
5:45 PM	0	0	0	0	1	2	3	0	0	0	0	0	0	0	0	0	0	0	0	73	93	166	0	0	0	0	31	77	108	277			
Total	0	0	0	0	5	9	14	0	0	0	0	3	3	6	0	0	0	0	0	314	474	788	0	0	0	0	168	319	487	1295			
6:00 PM	0	0	0	0	0	3	3	0	0	0	0	2	0	2	0	0	0	0	0	53	84	137	0	0	0	0	25	41	66	208			
6:15 PM	0	0	0	0	0	1	1	0	0	0	0	0	1	1	0	0	0	0	0	86	57	143	0	0	0	0	50	49	99	244			
Total	0	0	0	0	0	4	4	0	0	0	0	2	1	3	0	0	0	0	0	139	141	280	0	0	0	0	75	90	165	452			
Grand Total	0	0	0	0	5	14	19	0	0	0	0	5	4	9	0	0	0	0	0	543	859	1402	0	0	0	0	307	541	848	2278			
Approach %	0	0	0	0	26.3	73.7		0	0	0	0	55.6	44.4		0	0	0	0	0	38.7	61.3		0	0	0	0	36.2	63.8					
Total %	0	0	0	0	0.22	0.61	0.83	0	0	0	0	0.22	0.18	0.4	0	0	0	0	0	23.8	37.7	61.5	0	0	0	0	13.5	23.7	37.2				
Exiting Leg Total	19							9							1402							848							2278				

Peak Hour Analysis from 04:30 PM to 06:30 PM begins at:

	Galileo-Galilei Way								Broadway								Galileo-Galilei Way								Broadway								Total
	from North								from East								from South								from West								
	Right	Thru	Left	U-Turn	CW-EB	CW-WB	Total		Right	Thru	Left	U-Turn	CW-SB	CW-NB	Total		Right	Thru	Left	U-Turn	CW-WB	CW-EB	Total		Right	Thru	Left	U-Turn	CW-NB	CW-SB	Total		
5:00 PM	0	0	0	0	0	2	2	0	0	0	0	0	3	3	0	0	0	0	0	78	160	238	0	0	0	0	40	88	128	371			
5:00 PM	0	0	0	0	0	2	2	0	0	0	0	2	0	2	0	0	0	0	0	77	122	199	0	0	0	0	48	88	136	339			
5:30 PM	0	0	0	0	4	3	7	0	0	0	0	1	0	1	0	0	0	0	0	86	99	185	0	0	0	0	49	66	115	308			
5:45 PM	0	0	0	0	1	2	3	0	0	0	0	0	0	0	0	0	0	0	0	73	93	166	0	0	0	0	31	77	108	277			
Total Volume	0	0	0	0	5	9	14	0	0	0	0	3	3	6	0	0	0	0	0	314	474	788	0	0	0	0	168	319	487	1295			
% Approach Total	0.0	0.0	0.0	0.0	35.7	64.3		0.0	0.0	0.0	0.0	50.0	50.0		0.0	0.0	0.0	0.0	39.8	60.2		0.0	0.0	0.0	0.0	34.5	65.5						
PHF	0.000	0.000	0.000	0.000	0.313	0.750	0.500	0.000	0.000	0.000	0.000	0.375	0.250	0.500	0.000	0.000	0.000	0.000	0.913	0.741	0.828	0.000	0.000	0.000	0.000	0.857	0.906	0.895	0.873				
Entering Leg	0	0	0	0	5	9	14	0	0	0	0	3	3	6	0	0	0	0	0	314	474	788	0	0	0	0	168	319	487	1295			
Exiting Leg	14							6							788							487							1295				
Total	28							12							1576							974							2590				

PDI File #: **186556 M**  
 Location: **N: Third Street S: Main St Access**  
 Location: **E: Broadway W: Broadway**  
 City, State: **Cambridge, MA**  
 Client: **VHB/ S. Mandzo-Predzic**  
 Site Code: **TBA**  
 Count Date: **Thursday, November 15, 2018**  
 Start Time: **7:30 AM**  
 End Time: **9:30 AM**  
 Class:



46 Morton Street, Framingham, MA 01702  
 Office: 508-875-0100 Fax: 508-875-0118  
 Email: datarequests@pdilic.com

**Cars and Heavy Vehicles (Combined)**

	Third Street					Broadway					Main St Access					Broadway					Total					
	from North					from East					from South					from West										
	Right	Thru	Left	U-Turn	Total	Right	Thru	Left	U-Turn	Total	Right	Thru	Left	U-Turn	Total	Right	Thru	Left	U-Turn	Total						
7:30 AM	20	22	46	0	88	27	90	0	0	117	0	0	0	0	0	14	51	31	0	96	301					
7:45 AM	33	16	47	0	96	31	72	0	0	103	0	0	0	0	0	14	61	45	0	120	319					
Total	53	38	93	0	184	58	162	0	0	220	0	0	0	0	0	28	112	76	0	216	620					
8:00 AM	31	27	45	0	103	33	82	0	0	115	0	0	0	0	0	14	55	49	1	119	337					
8:15 AM	24	18	43	0	85	48	83	0	0	131	0	0	0	0	0	16	50	35	1	102	318					
8:30 AM	22	19	64	0	105	41	101	0	0	142	0	0	0	0	0	15	66	42	1	124	371					
8:45 AM	21	25	34	0	80	49	99	0	0	148	0	0	0	0	0	14	79	54	0	147	375					
Total	98	89	186	0	373	171	365	0	0	536	0	0	0	0	0	59	250	180	3	492	1401					
9:00 AM	27	19	47	0	93	50	116	0	0	166	0	0	0	0	0	16	75	43	0	134	393					
9:15 AM	21	24	46	0	91	42	96	2	0	140	0	0	0	0	0	15	69	36	0	120	351					
Total	48	43	93	0	184	92	212	2	0	306	0	0	0	0	0	31	144	79	0	254	744					
Grand Total	199	170	372	0	741	321	739	2	0	1062	0	0	0	0	0	118	506	335	3	962	2765					
Approach %	26.9	22.9	50.2	0.0		30.2	69.6	0.2	0.0		0.0	0.0	0.0	0.0		12.3	52.6	34.8	0.3							
Total %	7.2	6.1	13.5	0.0	26.8	11.6	26.7	0.1	0.0	38.4	0.0	0.0	0.0	0.0	0.0	4.3	18.3	12.1	0.1	34.8						
Exiting Leg Total						656					878					290					941					2765
Cars	181	135	358	0	674	308	708	1	0	1017	0	0	0	0	0	75	491	296	3	865	2556					
% Cars	91.0	79.4	96.2	0.0	91.0	96.0	95.8	50.0	0.0	95.8	0.0	0.0	0.0	0.0	0.0	63.6	97.0	88.4	100.0	89.9	92.4					
Exiting Leg Total						604					849					211					892					2556
Heavy Vehicles	18	35	14	0	67	13	31	1	0	45	0	0	0	0	0	43	15	39	0	97	209					
% Heavy Vehicles	9.0	20.6	3.8	0.0	9.0	4.0	4.2	50.0	0.0	4.2	0.0	0.0	0.0	0.0	0.0	36.4	3.0	11.6	0.0	10.1	7.6					
Exiting Leg Total						52					29					79					49					209

Peak Hour Analysis from 07:30 AM to 09:30 AM begins at:

8:30 AM	Third Street					Broadway					Main St Access					Broadway					Total					
	from North					from East					from South					from West										
	Right	Thru	Left	U-Turn	Total	Right	Thru	Left	U-Turn	Total	Right	Thru	Left	U-Turn	Total	Right	Thru	Left	U-Turn	Total						
8:30 AM	22	19	64	0	105	41	101	0	0	142	0	0	0	0	0	15	66	42	1	124	371					
8:45 AM	21	25	34	0	80	49	99	0	0	148	0	0	0	0	0	14	79	54	0	147	375					
9:00 AM	27	19	47	0	93	50	116	0	0	166	0	0	0	0	0	16	75	43	0	134	393					
9:15 AM	21	24	46	0	91	42	96	2	0	140	0	0	0	0	0	15	69	36	0	120	351					
Total Volume	91	87	191	0	369	182	412	2	0	596	0	0	0	0	0	60	289	175	1	525	1490					
% Approach Total	24.7	23.6	51.8	0.0		30.5	69.1	0.3	0.0		0.0	0.0	0.0	0.0		11.4	55.0	33.3	0.2							
PHF	0.843	0.870	0.746	0.000	0.879	0.910	0.888	0.250	0.000	0.898	0.000	0.000	0.000	0.000	0.000	0.938	0.915	0.810	0.250	0.893	0.948					
Cars	84	70	185	0	339	175	400	1	0	576	0	0	0	0	0	40	280	157	1	478	1393					
Cars %	92.3	80.5	96.9	0.0	91.9	96.2	97.1	50.0	0.0	96.6	0.0	0.0	0.0	0.0	0.0	66.7	96.9	89.7	100.0	91.0	93.5					
Heavy Vehicles	7	17	6	0	30	7	12	1	0	20	0	0	0	0	0	20	9	18	0	47	97					
Heavy Vehicles %	7.7	19.5	3.1	0.0	8.1	3.8	2.9	50.0	0.0	3.4	0.0	0.0	0.0	0.0	0.0	33.3	3.1	10.3	0.0	9.0	6.5					
Cars Enter Leg	84	70	185	0	339	175	400	1	0	576	0	0	0	0	0	40	280	157	1	478	1393					
Heavy Enter Leg	7	17	6	0	30	7	12	1	0	20	0	0	0	0	0	20	9	18	0	47	97					
Total Entering Leg	91	87	191	0	369	182	412	2	0	596	0	0	0	0	0	60	289	175	1	525	1490					
Cars Exiting Leg						332					465					111					485					1393
Heavy Exiting Leg						25					15					38					19					97
Total Exiting Leg						357					480					149					504					1490



PDI File #: **186556 M**  
 Location: **N: Third Street S: Main St Access**  
 Location: **E: Broadway W: Broadway**  
 City, State: **Cambridge, MA**  
 Client: **VHB/ S. Mandzo-Predzic**  
 Site Code: **TBA**  
 Count Date: **Thursday, November 15, 2018**  
 Start Time: **7:30 AM**  
 End Time: **9:30 AM**  
 Class:



**Cars-Combined (Motorcycles, Cars, Light Goods)**

	Third Street					Broadway					Main St Access					Broadway					Total
	from North					from East					from South					from West					
	Right	Thru	Left	U-Turn	Total	Right	Thru	Left	U-Turn	Total	Right	Thru	Left	U-Turn	Total	Right	Thru	Left	U-Turn	Total	
7:30 AM	19	14	44	0	77	26	83	0	0	109	0	0	0	0	0	7	50	28	0	85	271
7:45 AM	31	13	44	0	88	31	65	0	0	96	0	0	0	0	0	12	58	42	0	112	296
<b>Total</b>	<b>50</b>	<b>27</b>	<b>88</b>	<b>0</b>	<b>165</b>	<b>57</b>	<b>148</b>	<b>0</b>	<b>0</b>	<b>205</b>	<b>0</b>	<b>0</b>	<b>0</b>	<b>0</b>	<b>0</b>	<b>19</b>	<b>108</b>	<b>70</b>	<b>0</b>	<b>197</b>	<b>567</b>
8:00 AM	27	22	43	0	92	31	79	0	0	110	0	0	0	0	0	9	54	39	1	103	305
8:15 AM	20	16	42	0	78	45	81	0	0	126	0	0	0	0	0	7	49	30	1	87	291
8:30 AM	21	17	60	0	98	41	98	0	0	139	0	0	0	0	0	10	62	40	1	113	350
8:45 AM	20	19	33	0	72	46	98	0	0	144	0	0	0	0	0	9	78	48	0	135	351
<b>Total</b>	<b>88</b>	<b>74</b>	<b>178</b>	<b>0</b>	<b>340</b>	<b>163</b>	<b>356</b>	<b>0</b>	<b>0</b>	<b>519</b>	<b>0</b>	<b>0</b>	<b>0</b>	<b>0</b>	<b>0</b>	<b>35</b>	<b>243</b>	<b>157</b>	<b>3</b>	<b>438</b>	<b>1297</b>
9:00 AM	24	15	46	0	85	49	113	0	0	162	0	0	0	0	0	9	73	40	0	122	369
9:15 AM	19	19	46	0	84	39	91	1	0	131	0	0	0	0	0	12	67	29	0	108	323
<b>Total</b>	<b>43</b>	<b>34</b>	<b>92</b>	<b>0</b>	<b>169</b>	<b>88</b>	<b>204</b>	<b>1</b>	<b>0</b>	<b>293</b>	<b>0</b>	<b>0</b>	<b>0</b>	<b>0</b>	<b>0</b>	<b>21</b>	<b>140</b>	<b>69</b>	<b>0</b>	<b>230</b>	<b>692</b>
Grand Total	181	135	358	0	674	308	708	1	0	1017	0	0	0	0	0	75	491	296	3	865	2556
Approach %	26.9	20.0	53.1	0.0		30.3	69.6	0.1	0.0		0.0	0.0	0.0	0.0		8.7	56.8	34.2	0.3		
Total %	7.1	5.3	14.0	0.0	26.4	12.1	27.7	0.0	0.0	39.8	0.0	0.0	0.0	0.0	0.0	2.9	19.2	11.6	0.1	33.8	
Exiting Leg Total	604					849					211					892					2556

Peak Hour Analysis from 07:30 AM to 09:30 AM begins at:

	Third Street					Broadway					Main St Access					Broadway					Total
	from North					from East					from South					from West					
	Right	Thru	Left	U-Turn	Total	Right	Thru	Left	U-Turn	Total	Right	Thru	Left	U-Turn	Total	Right	Thru	Left	U-Turn	Total	
8:30 AM	21	17	60	0	98	41	98	0	0	139	0	0	0	0	0	10	62	40	1	113	350
8:45 AM	20	19	33	0	72	46	98	0	0	144	0	0	0	0	0	9	78	48	0	135	351
9:00 AM	24	15	46	0	85	49	113	0	0	162	0	0	0	0	0	9	73	40	0	122	369
9:15 AM	19	19	46	0	84	39	91	1	0	131	0	0	0	0	0	12	67	29	0	108	323
Total Volume	84	70	185	0	339	175	400	1	0	576	0	0	0	0	0	40	280	157	1	478	1393
% Approach Total	24.8	20.6	54.6	0.0		30.4	69.4	0.2	0.0		0.0	0.0	0.0	0.0		8.4	58.6	32.8	0.2		
PHF	0.875	0.921	0.771	0.000	0.865	0.893	0.885	0.250	0.000	0.889	0.000	0.000	0.000	0.000	0.000	0.833	0.897	0.818	0.250	0.885	0.944
Entering Leg	84	70	185	0	339	175	400	1	0	576	0	0	0	0	0	40	280	157	1	478	1393
Exiting Leg						465					111					485					1393
Total	671					1041					111					963					2786

PDI File #: **186556 M**  
 Location: **N: Third Street S: Main St Access**  
 Location: **E: Broadway W: Broadway**  
 City, State: **Cambridge, MA**  
 Client: **VHB/ S. Mandzo-Predzic**  
 Site Code: **TBA**  
 Count Date: **Thursday, November 15, 2018**  
 Start Time: **7:30 AM**  
 End Time: **9:30 AM**  
 Class:



46 Morton Street, Framingham, MA 01702  
 Office: 508-875-0100 Fax: 508-875-0118  
 Email: datarequests@pdilic.com

**Heavy Vehicles-Combined (Buses, Single-Unit Trucks, Articulated Trucks)**

	Third Street					Broadway					Main St Access					Broadway					Total
	from North					from East					from South					from West					
	Right	Thru	Left	U-Turn	Total	Right	Thru	Left	U-Turn	Total	Right	Thru	Left	U-Turn	Total	Right	Thru	Left	U-Turn	Total	
7:30 AM	1	8	2	0	11	1	7	0	0	8	0	0	0	0	0	7	1	3	0	11	30
7:45 AM	2	3	3	0	8	0	7	0	0	7	0	0	0	0	0	2	3	3	0	8	23
Total	3	11	5	0	19	1	14	0	0	15	0	0	0	0	0	9	4	6	0	19	53
8:00 AM	4	5	2	0	11	2	3	0	0	5	0	0	0	0	0	5	1	10	0	16	32
8:15 AM	4	2	1	0	7	3	2	0	0	5	0	0	0	0	0	9	1	5	0	15	27
8:30 AM	1	2	4	0	7	0	3	0	0	3	0	0	0	0	0	5	4	2	0	11	21
8:45 AM	1	6	1	0	8	3	1	0	0	4	0	0	0	0	0	5	1	6	0	12	24
Total	10	15	8	0	33	8	9	0	0	17	0	0	0	0	0	24	7	23	0	54	104
9:00 AM	3	4	1	0	8	1	3	0	0	4	0	0	0	0	0	7	2	3	0	12	24
9:15 AM	2	5	0	0	7	3	5	1	0	9	0	0	0	0	0	3	2	7	0	12	28
Total	5	9	1	0	15	4	8	1	0	13	0	0	0	0	0	10	4	10	0	24	52
Grand Total	18	35	14	0	67	13	31	1	0	45	0	0	0	0	0	43	15	39	0	97	209
Approach %	26.9	52.2	20.9	0.0		28.9	68.9	2.2	0.0		0.0	0.0	0.0	0.0		44.3	15.5	40.2	0.0		
Total %	8.6	16.7	6.7	0.0	32.1	6.2	14.8	0.5	0.0	21.5	0.0	0.0	0.0	0.0	0.0	20.6	7.2	18.7	0.0	46.4	
Exiting Leg Total	52					29					79					49					209
Buses	2	18	5	0	25	0	2	0	0	2	0	0	0	0	0	38	3	8	0	49	76
% Buses	11.1	51.4	35.7	0.0	37.3	0.0	6.5	0.0	0.0	4.4	0.0	0.0	0.0	0.0	0.0	88.4	20.0	20.5	0.0	50.5	36.4
Exiting Leg Total	8					8					56					4					76
Single-Unit Trucks	16	16	7	0	39	12	25	1	0	38	0	0	0	0	0	5	12	28	0	45	122
% Single-Unit	88.9	45.7	50.0	0.0	58.2	92.3	80.6	100.0	0.0	84.4	0.0	0.0	0.0	0.0	0.0	11.6	80.0	71.8	0.0	46.4	58.4
Exiting Leg Total	40					19					22					41					122
Articulated Trucks	0	1	2	0	3	1	4	0	0	5	0	0	0	0	0	0	0	3	0	3	11
% Articulated	0.0	2.9	14.3	0.0	4.5	7.7	12.9	0.0	0.0	11.1	0.0	0.0	0.0	0.0	0.0	0.0	0.0	7.7	0.0	3.1	5.3
Exiting Leg Total	4					2					1					4					11

Peak Hour Analysis from 07:30 AM to 09:30 AM begins at:

	Third Street					Broadway					Main St Access					Broadway					Total
	from North					from East					from South					from West					
	Right	Thru	Left	U-Turn	Total	Right	Thru	Left	U-Turn	Total	Right	Thru	Left	U-Turn	Total	Right	Thru	Left	U-Turn	Total	
7:30 AM	1	8	2	0	11	1	7	0	0	8	0	0	0	0	0	7	1	3	0	11	30
7:45 AM	2	3	3	0	8	0	7	0	0	7	0	0	0	0	0	2	3	3	0	8	23
8:00 AM	4	5	2	0	11	2	3	0	0	5	0	0	0	0	0	5	1	10	0	16	32
8:15 AM	4	2	1	0	7	3	2	0	0	5	0	0	0	0	0	9	1	5	0	15	27
Total Volume	11	18	8	0	37	6	19	0	0	25	0	0	0	0	0	23	6	21	0	50	112
% Approach Total	29.7	48.6	21.6	0.0		24.0	76.0	0.0	0.0		0.0	0.0	0.0	0.0		46.0	12.0	42.0	0.0		
PHF	0.688	0.563	0.667	0.000	0.841	0.500	0.679	0.000	0.000	0.781	0.000	0.000	0.000	0.000	0.000	0.639	0.500	0.525	0.000	0.781	0.875
Buses	2	7	4	0	13	0	1	0	0	1	0	0	0	0	0	21	0	7	0	28	42
Buses %	18.2	38.9	50.0	0.0	35.1	0.0	5.3	0.0	0.0	4.0	0.0	0.0	0.0	0.0	0.0	91.3	0.0	33.3	0.0	56.0	37.5
Single-Unit Trucks	9	11	4	0	24	6	15	0	0	21	0	0	0	0	0	2	6	12	0	20	65
Single-Unit %	81.8	61.1	50.0	0.0	64.9	100.0	78.9	0.0	0.0	84.0	0.0	0.0	0.0	0.0	0.0	8.7	100.0	57.1	0.0	40.0	58.0
Articulated Trucks	0	0	0	0	0	0	3	0	0	3	0	0	0	0	0	0	0	2	0	2	5
Articulated %	0.0	0.0	0.0	0.0	0.0	0.0	15.8	0.0	0.0	12.0	0.0	0.0	0.0	0.0	0.0	0.0	0.0	9.5	0.0	4.0	4.5
Buses	2	7	4	0	13	0	1	0	0	1	0	0	0	0	0	21	0	7	0	28	42
Single-Unit Trucks	9	11	4	0	24	6	15	0	0	21	0	0	0	0	0	2	6	12	0	20	65
Articulated Trucks	0	0	0	0	0	0	3	0	0	3	0	0	0	0	0	0	0	2	0	2	5
Total Entering Leg	11	18	8	0	37	6	19	0	0	25	0	0	0	0	0	23	6	21	0	50	112
Buses	7					4					28					3					42
Single-Unit Trucks	18					10					13					24					65
Articulated Trucks	2					0					0					3					5
Total Exiting Leg	27					14					41					30					112

PDI File #: **186556 M**  
 Location: **N: Third Street S: Main St Access**  
 Location: **E: Broadway W: Broadway**  
 City, State: **Cambridge, MA**  
 Client: **VHB/ S. Mandzo-Predzic**  
 Site Code: **TBA**  
 Count Date: **Thursday, November 15, 2018**  
 Start Time: **7:30 AM**  
 End Time: **9:30 AM**  
 Class:



46 Morton Street, Framingham, MA 01702  
 Office: 508-875-0100 Fax: 508-875-0118  
 Email: datarequests@pdilic.com

**Cars**

	Third Street					Broadway					Main St Access					Broadway					Total
	from North					from East					from South					from West					
	Right	Thru	Left	U-Turn	Total	Right	Thru	Left	U-Turn	Total	Right	Thru	Left	U-Turn	Total	Right	Thru	Left	U-Turn	Total	
7:30 AM	16	14	42	0	72	21	75	0	0	96	0	0	0	0	0	7	45	28	0	80	248
7:45 AM	30	13	40	0	83	27	57	0	0	84	0	0	0	0	0	12	56	40	0	108	275
<b>Total</b>	<b>46</b>	<b>27</b>	<b>82</b>	<b>0</b>	<b>155</b>	<b>48</b>	<b>132</b>	<b>0</b>	<b>0</b>	<b>180</b>	<b>0</b>	<b>0</b>	<b>0</b>	<b>0</b>	<b>0</b>	<b>19</b>	<b>101</b>	<b>68</b>	<b>0</b>	<b>188</b>	<b>523</b>
8:00 AM	25	18	43	0	86	28	77	0	0	105	0	0	0	0	0	7	53	38	1	99	290
8:15 AM	19	16	42	0	77	42	75	0	0	117	0	0	0	0	0	4	45	26	1	76	270
8:30 AM	21	17	56	0	94	41	95	0	0	136	0	0	0	0	0	9	60	36	1	106	336
8:45 AM	18	15	30	0	63	43	93	0	0	136	0	0	0	0	0	8	70	44	0	122	321
<b>Total</b>	<b>83</b>	<b>66</b>	<b>171</b>	<b>0</b>	<b>320</b>	<b>154</b>	<b>340</b>	<b>0</b>	<b>0</b>	<b>494</b>	<b>0</b>	<b>0</b>	<b>0</b>	<b>0</b>	<b>0</b>	<b>28</b>	<b>228</b>	<b>144</b>	<b>3</b>	<b>403</b>	<b>1217</b>
9:00 AM	21	15	44	0	80	47	109	0	0	156	0	0	0	0	0	7	68	34	0	109	345
9:15 AM	19	18	43	0	80	35	81	1	0	117	0	0	0	0	0	9	61	27	0	97	294
<b>Total</b>	<b>40</b>	<b>33</b>	<b>87</b>	<b>0</b>	<b>160</b>	<b>82</b>	<b>190</b>	<b>1</b>	<b>0</b>	<b>273</b>	<b>0</b>	<b>0</b>	<b>0</b>	<b>0</b>	<b>0</b>	<b>16</b>	<b>129</b>	<b>61</b>	<b>0</b>	<b>206</b>	<b>639</b>
Grand Total	169	126	340	0	635	284	662	1	0	947	0	0	0	0	0	63	458	273	3	797	2379
Approach %	26.6	19.8	53.5	0.0		30.0	69.9	0.1	0.0		0.0	0.0	0.0	0.0		7.9	57.5	34.3	0.4		
Total %	7.1	5.3	14.3	0.0	26.7	11.9	27.8	0.0	0.0	39.8	0.0	0.0	0.0	0.0	0.0	2.6	19.3	11.5	0.1	33.5	
Exiting Leg Total	557					798					190					834					2379

Peak Hour Analysis from 07:30 AM to 09:30 AM begins at:

8:30 AM	Third Street					Broadway					Main St Access					Broadway					Total
	from North					from East					from South					from West					
	Right	Thru	Left	U-Turn	Total	Right	Thru	Left	U-Turn	Total	Right	Thru	Left	U-Turn	Total	Right	Thru	Left	U-Turn	Total	
8:30 AM	21	17	56	0	94	41	95	0	0	136	0	0	0	0	0	9	60	36	1	106	336
8:45 AM	18	15	30	0	63	43	93	0	0	136	0	0	0	0	0	8	70	44	0	122	321
9:00 AM	21	15	44	0	80	47	109	0	0	156	0	0	0	0	0	7	68	34	0	109	345
9:15 AM	19	18	43	0	80	35	81	1	0	117	0	0	0	0	0	9	61	27	0	97	294
Total Volume	79	65	173	0	317	166	378	1	0	545	0	0	0	0	0	33	259	141	1	434	1296
% Approach Total	24.9	20.5	54.6	0.0		30.5	69.4	0.2	0.0		0.0	0.0	0.0	0.0		7.6	59.7	32.5	0.2		
PHF	0.940	0.903	0.772	0.000	0.843	0.883	0.867	0.250	0.000	0.873	0.000	0.000	0.000	0.000	0.000	0.917	0.925	0.801	0.250	0.889	0.939
Entering Leg	79	65	173	0	317	166	378	1	0	545	0	0	0	0	0	33	259	141	1	434	1296
Exiting Leg																					99
Total	624					977					99					892					2592

PDI File #: **186556 M**  
 Location: **N: Third Street S: Main St Access**  
 Location: **E: Broadway W: Broadway**  
 City, State: **Cambridge, MA**  
 Client: **VHB/ S. Mandzo-Predzic**  
 Site Code: **TBA**  
 Count Date: **Thursday, November 15, 2018**  
 Start Time: **7:30 AM**  
 End Time: **9:30 AM**  
 Class:



46 Morton Street, Framingham, MA 01702  
 Office: 508-875-0100 Fax: 508-875-0118  
 Email: datarequests@pdilic.com

**Light Goods Vehicle**

	Third Street					Broadway					Main St Access					Broadway					Total
	from North					from East					from South					from West					
	Right	Thru	Left	U-Turn	Total	Right	Thru	Left	U-Turn	Total	Right	Thru	Left	U-Turn	Total	Right	Thru	Left	U-Turn	Total	
7:30 AM	3	0	2	0	5	4	8	0	0	12	0	0	0	0	0	0	5	0	0	5	22
7:45 AM	1	0	4	0	5	4	8	0	0	12	0	0	0	0	0	0	2	2	0	4	21
<b>Total</b>	<b>4</b>	<b>0</b>	<b>6</b>	<b>0</b>	<b>10</b>	<b>8</b>	<b>16</b>	<b>0</b>	<b>0</b>	<b>24</b>	<b>0</b>	<b>0</b>	<b>0</b>	<b>0</b>	<b>0</b>	<b>0</b>	<b>7</b>	<b>2</b>	<b>0</b>	<b>9</b>	<b>43</b>
8:00 AM	2	4	0	0	6	3	2	0	0	5	0	0	0	0	0	2	0	1	0	3	14
8:15 AM	1	0	0	0	1	3	6	0	0	9	0	0	0	0	0	3	2	4	0	9	19
8:30 AM	0	0	4	0	4	0	3	0	0	3	0	0	0	0	0	1	2	2	0	5	12
8:45 AM	2	4	3	0	9	3	5	0	0	8	0	0	0	0	0	1	7	3	0	11	28
<b>Total</b>	<b>5</b>	<b>8</b>	<b>7</b>	<b>0</b>	<b>20</b>	<b>9</b>	<b>16</b>	<b>0</b>	<b>0</b>	<b>25</b>	<b>0</b>	<b>0</b>	<b>0</b>	<b>0</b>	<b>0</b>	<b>7</b>	<b>11</b>	<b>10</b>	<b>0</b>	<b>28</b>	<b>73</b>
9:00 AM	3	0	2	0	5	2	4	0	0	6	0	0	0	0	0	2	4	6	0	12	23
9:15 AM	0	1	3	0	4	4	10	0	0	14	0	0	0	0	0	3	6	2	0	11	29
<b>Total</b>	<b>3</b>	<b>1</b>	<b>5</b>	<b>0</b>	<b>9</b>	<b>6</b>	<b>14</b>	<b>0</b>	<b>0</b>	<b>20</b>	<b>0</b>	<b>0</b>	<b>0</b>	<b>0</b>	<b>0</b>	<b>5</b>	<b>10</b>	<b>8</b>	<b>0</b>	<b>23</b>	<b>52</b>
Grand Total	12	9	18	0	39	23	46	0	0	69	0	0	0	0	0	12	28	20	0	60	168
Approach %	30.8	23.1	46.2	0.0		33.3	66.7	0.0	0.0		0.0	0.0	0.0	0.0		20.0	46.7	33.3	0.0		
Total %	7.1	5.4	10.7	0.0	23.2	13.7	27.4	0.0	0.0	41.1	0.0	0.0	0.0	0.0	0.0	7.1	16.7	11.9	0.0	35.7	
Exiting Leg Total	43					46					21					58					168

Peak Hour Analysis from 07:30 AM to 09:30 AM begins at:

	Third Street					Broadway					Main St Access					Broadway					Total	
	from North					from East					from South					from West						
	Right	Thru	Left	U-Turn	Total	Right	Thru	Left	U-Turn	Total	Right	Thru	Left	U-Turn	Total	Right	Thru	Left	U-Turn	Total		
8:30 AM	0	0	4	0	4	0	3	0	0	3	0	0	0	0	0	1	2	2	0	5	12	
8:45 AM	2	4	3	0	9	3	5	0	0	8	0	0	0	0	0	1	7	3	0	11	28	
9:00 AM	3	0	2	0	5	2	4	0	0	6	0	0	0	0	0	2	4	6	0	12	23	
9:15 AM	0	1	3	0	4	4	10	0	0	14	0	0	0	0	0	3	6	2	0	11	29	
Total Volume	5	5	12	0	22	9	22	0	0	31	0	0	0	0	0	7	19	13	0	39	92	
% Approach Total	22.7	22.7	54.5	0.0		29.0	71.0	0.0	0.0		0.0	0.0	0.0	0.0		17.9	48.7	33.3	0.0			
PHF	0.417	0.313	0.750	0.000	0.611	0.563	0.550	0.000	0.000	0.554	0.000	0.000	0.000	0.000	0.000	0.583	0.679	0.542	0.000	0.813	0.793	
Entering Leg	5	5	12	0	22	9	22	0	0	31	0	0	0	0	0	7	19	13	0	39	92	
Exiting Leg																					27	92
Total	44					62					12					66					184	

PDI File #: **186556 M**  
 Location: **N: Third Street S: Main St Access**  
 Location: **E: Broadway W: Broadway**  
 City, State: **Cambridge, MA**  
 Client: **VHB/ S. Mandzo-Predzic**  
 Site Code: **TBA**  
 Count Date: **Thursday, November 15, 2018**  
 Start Time: **7:30 AM**  
 End Time: **9:30 AM**  
 Class:



46 Morton Street, Framingham, MA 01702  
 Office: 508-875-0100 Fax: 508-875-0118  
 Email: datarequests@pdillc.com

**Buses**

	Third Street					Broadway					Main St Access					Broadway					Total
	from North					from East					from South					from West					
	Right	Thru	Left	U-Turn	Total	Right	Thru	Left	U-Turn	Total	Right	Thru	Left	U-Turn	Total	Right	Thru	Left	U-Turn	Total	
7:30 AM	0	3	2	0	5	0	0	0	0	0	0	0	0	0	0	6	0	0	0	6	11
7:45 AM	1	1	2	0	4	0	0	0	0	0	0	0	0	0	0	2	0	1	0	3	7
<b>Total</b>	<b>1</b>	<b>4</b>	<b>4</b>	<b>0</b>	<b>9</b>	<b>0</b>	<b>0</b>	<b>0</b>	<b>0</b>	<b>0</b>	<b>0</b>	<b>0</b>	<b>0</b>	<b>0</b>	<b>0</b>	<b>8</b>	<b>0</b>	<b>1</b>	<b>0</b>	<b>9</b>	<b>18</b>
8:00 AM	1	2	0	0	3	0	0	0	0	0	0	0	0	0	0	5	0	6	0	11	14
8:15 AM	0	1	0	0	1	0	1	0	0	1	0	0	0	0	0	8	0	0	0	8	10
8:30 AM	0	2	1	0	3	0	0	0	0	0	0	0	0	0	0	5	2	0	0	7	10
8:45 AM	0	4	0	0	4	0	0	0	0	0	0	0	0	0	0	5	0	1	0	6	10
<b>Total</b>	<b>1</b>	<b>9</b>	<b>1</b>	<b>0</b>	<b>11</b>	<b>0</b>	<b>1</b>	<b>0</b>	<b>0</b>	<b>1</b>	<b>0</b>	<b>0</b>	<b>0</b>	<b>0</b>	<b>0</b>	<b>23</b>	<b>2</b>	<b>7</b>	<b>0</b>	<b>32</b>	<b>44</b>
9:00 AM	0	2	0	0	2	0	0	0	0	0	0	0	0	0	0	5	0	0	0	5	7
9:15 AM	0	3	0	0	3	0	1	0	0	1	0	0	0	0	0	2	1	0	0	3	7
<b>Total</b>	<b>0</b>	<b>5</b>	<b>0</b>	<b>0</b>	<b>5</b>	<b>0</b>	<b>1</b>	<b>0</b>	<b>0</b>	<b>1</b>	<b>0</b>	<b>0</b>	<b>0</b>	<b>0</b>	<b>0</b>	<b>7</b>	<b>1</b>	<b>0</b>	<b>0</b>	<b>8</b>	<b>14</b>
<b>Grand Total</b>	<b>2</b>	<b>18</b>	<b>5</b>	<b>0</b>	<b>25</b>	<b>0</b>	<b>2</b>	<b>0</b>	<b>0</b>	<b>2</b>	<b>0</b>	<b>0</b>	<b>0</b>	<b>0</b>	<b>0</b>	<b>38</b>	<b>3</b>	<b>8</b>	<b>0</b>	<b>49</b>	<b>76</b>
Approach %	8.0	72.0	20.0	0.0		0.0	100.0	0.0	0.0		0.0	0.0	0.0	0.0		77.6	6.1	16.3	0.0		
Total %	2.6	23.7	6.6	0.0	32.9	0.0	2.6	0.0	0.0	2.6	0.0	0.0	0.0	0.0	0.0	50.0	3.9	10.5	0.0	64.5	
Exiting Leg Total	8					8					56					4					76

Peak Hour Analysis from 07:30 AM to 09:30 AM begins at:

	Third Street					Broadway					Main St Access					Broadway					Total
	from North					from East					from South					from West					
	Right	Thru	Left	U-Turn	Total	Right	Thru	Left	U-Turn	Total	Right	Thru	Left	U-Turn	Total	Right	Thru	Left	U-Turn	Total	
8:00 AM	1	2	0	0	3	0	0	0	0	0	0	0	0	0	0	5	0	6	0	11	14
8:15 AM	0	1	0	0	1	0	1	0	0	1	0	0	0	0	0	8	0	0	0	8	10
8:30 AM	0	2	1	0	3	0	0	0	0	0	0	0	0	0	0	5	2	0	0	7	10
8:45 AM	0	4	0	0	4	0	0	0	0	0	0	0	0	0	0	5	0	1	0	6	10
<b>Total Volume</b>	<b>1</b>	<b>9</b>	<b>1</b>	<b>0</b>	<b>11</b>	<b>0</b>	<b>1</b>	<b>0</b>	<b>0</b>	<b>1</b>	<b>0</b>	<b>0</b>	<b>0</b>	<b>0</b>	<b>0</b>	<b>23</b>	<b>2</b>	<b>7</b>	<b>0</b>	<b>32</b>	<b>44</b>
% Approach Total	9.1	81.8	9.1	0.0		0.0	100.0	0.0	0.0		0.0	0.0	0.0	0.0		71.9	6.3	21.9	0.0		
PHF	0.250	0.563	0.250	0.000	0.688	0.000	0.250	0.000	0.000	0.250	0.000	0.000	0.000	0.000	0.000	0.719	0.250	0.292	0.000	0.727	0.786
Entering Leg	1	9	1	0	11	0	1	0	0	1	0	0	0	0	0	23	2	7	0	32	44
Exiting Leg	7					3					32					2					44
<b>Total</b>	<b>18</b>					<b>4</b>					<b>32</b>					<b>34</b>					<b>88</b>

PDI File #: **186556 M**  
 Location: **N: Third Street S: Main St Access**  
 Location: **E: Broadway W: Broadway**  
 City, State: **Cambridge, MA**  
 Client: **VHB/ S. Mandzo-Predzic**  
 Site Code: **TBA**  
 Count Date: **Thursday, November 15, 2018**  
 Start Time: **7:30 AM**  
 End Time: **9:30 AM**  
 Class:



46 Morton Street, Framingham, MA 01702  
 Office: 508-875-0100 Fax: 508-875-0118  
 Email: datarequests@pdillc.com

**Single-Unit Trucks**

	Third Street					Broadway					Main St Access					Broadway					Total					
	from North					from East					from South					from West										
	Right	Thru	Left	U-Turn	Total	Right	Thru	Left	U-Turn	Total	Right	Thru	Left	U-Turn	Total	Right	Thru	Left	U-Turn	Total						
7:30 AM	1	5	0	0	6	1	5	0	0	6	0	0	0	0	0	1	1	3	0	5	17					
7:45 AM	1	2	1	0	4	0	7	0	0	7	0	0	0	0	0	0	3	1	0	4	15					
<b>Total</b>	<b>2</b>	<b>7</b>	<b>1</b>	<b>0</b>	<b>10</b>	<b>1</b>	<b>12</b>	<b>0</b>	<b>0</b>	<b>13</b>	<b>0</b>	<b>0</b>	<b>0</b>	<b>0</b>	<b>0</b>	<b>1</b>	<b>4</b>	<b>4</b>	<b>0</b>	<b>9</b>	<b>32</b>					
8:00 AM	3	3	2	0	8	2	2	0	0	4	0	0	0	0	0	0	1	4	0	5	17					
8:15 AM	4	1	1	0	6	3	1	0	0	4	0	0	0	0	0	1	1	4	0	6	16					
8:30 AM	1	0	1	0	2	0	3	0	0	3	0	0	0	0	0	0	2	2	0	4	9					
8:45 AM	1	2	1	0	4	2	1	0	0	3	0	0	0	0	0	0	1	5	0	6	13					
<b>Total</b>	<b>9</b>	<b>6</b>	<b>5</b>	<b>0</b>	<b>20</b>	<b>7</b>	<b>7</b>	<b>0</b>	<b>0</b>	<b>14</b>	<b>0</b>	<b>0</b>	<b>0</b>	<b>0</b>	<b>0</b>	<b>1</b>	<b>5</b>	<b>15</b>	<b>0</b>	<b>21</b>	<b>55</b>					
9:00 AM	3	2	1	0	6	1	2	0	0	3	0	0	0	0	0	2	2	3	0	7	16					
9:15 AM	2	1	0	0	3	3	4	1	0	8	0	0	0	0	0	1	1	6	0	8	19					
<b>Total</b>	<b>5</b>	<b>3</b>	<b>1</b>	<b>0</b>	<b>9</b>	<b>4</b>	<b>6</b>	<b>1</b>	<b>0</b>	<b>11</b>	<b>0</b>	<b>0</b>	<b>0</b>	<b>0</b>	<b>0</b>	<b>3</b>	<b>3</b>	<b>9</b>	<b>0</b>	<b>15</b>	<b>35</b>					
<b>Grand Total</b>	<b>16</b>	<b>16</b>	<b>7</b>	<b>0</b>	<b>39</b>	<b>12</b>	<b>25</b>	<b>1</b>	<b>0</b>	<b>38</b>	<b>0</b>	<b>0</b>	<b>0</b>	<b>0</b>	<b>0</b>	<b>5</b>	<b>12</b>	<b>28</b>	<b>0</b>	<b>45</b>	<b>122</b>					
Approach %	41.0	41.0	17.9	0.0		31.6	65.8	2.6	0.0		0.0	0.0	0.0	0.0		11.1	26.7	62.2	0.0							
Total %	13.1	13.1	5.7	0.0	32.0	9.8	20.5	0.8	0.0	31.1	0.0	0.0	0.0	0.0	0.0	4.1	9.8	23.0	0.0	36.9						
Exiting Leg Total						40					19					22					41					122

Peak Hour Analysis from 07:30 AM to 09:30 AM begins at:

	Third Street					Broadway					Main St Access					Broadway					Total					
	from North					from East					from South					from West										
	Right	Thru	Left	U-Turn	Total	Right	Thru	Left	U-Turn	Total	Right	Thru	Left	U-Turn	Total	Right	Thru	Left	U-Turn	Total						
7:30 AM	1	5	0	0	6	1	5	0	0	6	0	0	0	0	0	1	1	3	0	5	17					
7:45 AM	1	2	1	0	4	0	7	0	0	7	0	0	0	0	0	0	3	1	0	4	15					
8:00 AM	3	3	2	0	8	2	2	0	0	4	0	0	0	0	0	0	1	4	0	5	17					
8:15 AM	4	1	1	0	6	3	1	0	0	4	0	0	0	0	0	1	1	4	0	6	16					
<b>Total Volume</b>	<b>9</b>	<b>11</b>	<b>4</b>	<b>0</b>	<b>24</b>	<b>6</b>	<b>15</b>	<b>0</b>	<b>0</b>	<b>21</b>	<b>0</b>	<b>0</b>	<b>0</b>	<b>0</b>	<b>0</b>	<b>2</b>	<b>6</b>	<b>12</b>	<b>0</b>	<b>20</b>	<b>65</b>					
% Approach Total	37.5	45.8	16.7	0.0		28.6	71.4	0.0	0.0		0.0	0.0	0.0	0.0		10.0	30.0	60.0	0.0							
PHF	0.563	0.550	0.500	0.000	0.750	0.500	0.536	0.000	0.000	0.750	0.000	0.000	0.000	0.000	0.000	0.500	0.500	0.750	0.000	0.833	0.956					
Entering Leg	9	11	4	0	24	6	15	0	0	21	0	0	0	0	0	2	6	12	0	20	65					
Exiting Leg						18					10					13					24					
<b>Total</b>						42					31					13					44					130

PDI File #: **186556 M**  
 Location: **N: Third Street S: Main St Access**  
 Location: **E: Broadway W: Broadway**  
 City, State: **Cambridge, MA**  
 Client: **VHB/ S. Mandzo-Predzic**  
 Site Code: **TBA**  
 Count Date: **Thursday, November 15, 2018**  
 Start Time: **7:30 AM**  
 End Time: **9:30 AM**  
 Class:



46 Morton Street, Framingham, MA 01702  
 Office: 508-875-0100 Fax: 508-875-0118  
 Email: datarequests@pdillc.com

**Articulated Trucks**

	Third Street					Broadway					Main St Access					Broadway					Total					
	from North					from East					from South					from West										
	Right	Thru	Left	U-Turn	Total	Right	Thru	Left	U-Turn	Total	Right	Thru	Left	U-Turn	Total	Right	Thru	Left	U-Turn	Total						
7:30 AM	0	0	0	0	0	0	2	0	0	2	0	0	0	0	0	0	0	0	0	0	2					
7:45 AM	0	0	0	0	0	0	0	0	0	0	0	0	0	0	0	0	0	1	0	1	1					
<b>Total</b>	0	0	0	0	0	0	2	0	0	2	0	0	0	0	0	0	0	1	0	1	3					
8:00 AM	0	0	0	0	0	0	1	0	0	1	0	0	0	0	0	0	0	0	0	0	1					
8:15 AM	0	0	0	0	0	0	0	0	0	0	0	0	0	0	0	0	0	1	0	1	1					
8:30 AM	0	0	2	0	2	0	0	0	0	0	0	0	0	0	0	0	0	0	0	0	2					
8:45 AM	0	0	0	0	0	1	0	0	0	1	0	0	0	0	0	0	0	0	0	0	1					
<b>Total</b>	0	0	2	0	2	1	1	0	0	2	0	0	0	0	0	0	0	1	0	1	5					
9:00 AM	0	0	0	0	0	0	1	0	0	1	0	0	0	0	0	0	0	0	0	0	1					
9:15 AM	0	1	0	0	1	0	0	0	0	0	0	0	0	0	0	0	0	1	0	1	2					
<b>Total</b>	0	1	0	0	1	0	1	0	0	1	0	0	0	0	0	0	0	1	0	1	3					
<b>Grand Total</b>	0	1	2	0	3	1	4	0	0	5	0	0	0	0	0	0	0	3	0	3	11					
Approach %	0.0	33.3	66.7	0.0		20.0	80.0	0.0	0.0		0.0	0.0	0.0	0.0		0.0	0.0	100.0	0.0							
Total %	0.0	9.1	18.2	0.0	27.3	9.1	36.4	0.0	0.0	45.5	0.0	0.0	0.0	0.0	0.0	0.0	0.0	27.3	0.0	27.3						
Exiting Leg Total						4					2					1					4					11

**Peak Hour Analysis from 07:30 AM to 09:30 AM begins at:**

	Third Street					Broadway					Main St Access					Broadway					Total					
	from North					from East					from South					from West										
	Right	Thru	Left	U-Turn	Total	Right	Thru	Left	U-Turn	Total	Right	Thru	Left	U-Turn	Total	Right	Thru	Left	U-Turn	Total						
8:30 AM	0	0	2	0	2	0	0	0	0	0	0	0	0	0	0	0	0	0	0	0	2					
8:45 AM	0	0	0	0	0	1	0	0	0	1	0	0	0	0	0	0	0	0	0	0	1					
9:00 AM	0	0	0	0	0	0	1	0	0	1	0	0	0	0	0	0	0	0	0	0	1					
9:15 AM	0	1	0	0	1	0	0	0	0	0	0	0	0	0	0	0	0	1	0	1	2					
<b>Total Volume</b>	0	1	2	0	3	1	1	0	0	2	0	0	0	0	0	0	0	1	0	1	6					
% Approach Total	0.0	33.3	66.7	0.0		50.0	50.0	0.0	0.0		0.0	0.0	0.0	0.0		0.0	0.0	100.0	0.0							
PHF	0.000	0.250	0.250	0.000	0.375	0.250	0.250	0.000	0.000	0.500	0.000	0.000	0.000	0.000	0.000	0.000	0.000	0.250	0.000	0.250	0.750					
Entering Leg	0	1	2	0	3	1	1	0	0	2	0	0	0	0	0	0	0	1	0	1	6					
Exiting Leg						2					2					1					1					6
<b>Total</b>						5					4					1					2					12

PDI File #: 186556 M  
 Location: N: Third Street S: Main St Access  
 Location: E: Broadway W: Broadway  
 City, State: Cambridge, MA  
 Client: VHB/ S. Mandzo-Predzic  
 Site Code: TBA  
 Count Date: Thursday, November 15, 2018  
 Start Time: 7:30 AM  
 End Time: 9:30 AM  
 Class:



**Bicycles (on Roadway and Crosswalks)**

	Third Street							Broadway							Main St Access							Broadway							Total
	from North							from East							from South							from West							
	Right	Thru	Left	U-Turn	CW-EB	CW-WB	Total	Right	Thru	Left	U-Turn	CW-SB	CW-NB	Total	Right	Thru	Left	U-Turn	CW-WB	CW-EB	Total	Right	Thru	Left	U-Turn	CW-NB	CW-SB	Total	
7:30 AM	1	2	1	0	0	0	4	0	4	0	0	2	0	6	0	0	0	0	0	0	0	2	15	3	0	0	0	20	30
7:45 AM	0	3	2	0	1	0	6	0	3	0	0	0	0	3	0	3	0	0	0	1	4	0	17	4	0	0	0	21	34
Total	1	5	3	0	1	0	10	0	7	0	0	2	0	9	0	3	0	0	0	1	4	2	32	7	0	0	0	41	64
8:00 AM	1	2	4	0	1	0	8	1	1	0	0	1	1	4	0	3	0	0	0	0	3	1	24	9	0	1	0	35	50
8:15 AM	1	2	6	0	0	0	9	0	2	2	0	2	2	8	1	5	0	0	0	0	6	4	35	3	0	0	0	42	65
8:30 AM	1	7	0	0	0	0	8	0	3	1	0	2	1	7	0	8	0	0	1	2	11	2	31	6	0	0	0	39	65
8:45 AM	0	2	1	0	0	0	3	1	6	1	0	2	1	11	0	3	0	0	0	2	5	3	33	6	0	0	0	42	61
Total	3	13	11	0	1	0	28	2	12	4	0	7	5	30	1	19	0	0	1	4	25	10	123	24	0	1	0	158	241
9:00 AM	0	8	2	0	0	1	11	0	0	0	0	0	0	0	0	6	0	0	1	2	9	1	35	2	0	0	0	38	58
9:15 AM	1	5	2	0	0	0	8	0	0	0	0	0	1	1	0	9	0	0	0	0	9	4	29	7	0	0	0	40	58
Total	1	13	4	0	0	1	19	0	0	0	0	0	1	1	0	15	0	0	1	2	18	5	64	9	0	0	0	78	116
Grand Total	5	31	18	0	2	1	57	2	19	4	0	9	6	40	1	37	0	0	2	7	47	17	219	40	0	1	0	277	421
Approach %	8.8	54.4	31.6	0.0	3.5	1.8		5.0	47.5	10.0	0.0	22.5	15.0		2.1	78.7	0.0	0.0	4.3	14.9		6.1	79.1	14.4	0.0	0.4	0.0		
Total %	1.2	7.4	4.3	0.0	0.5	0.2	13.5	0.5	4.5	1.0	0.0	2.1	1.4	9.5	0.2	8.8	0.0	0.0	0.5	1.7	11.2	4.0	52.0	9.5	0.0	0.2	0.0	65.8	
Exiting Leg Total	82							253							61							25							421

Peak Hour Analysis from 07:30 AM to 09:30 AM begins at:

	Third Street							Broadway							Main St Access							Broadway							Total
	from North							from East							from South							from West							
	Right	Thru	Left	U-Turn	CW-EB	CW-WB	Total	Right	Thru	Left	U-Turn	CW-SB	CW-NB	Total	Right	Thru	Left	U-Turn	CW-WB	CW-EB	Total	Right	Thru	Left	U-Turn	CW-NB	CW-SB	Total	
8:15 AM	1	2	6	0	0	0	9	0	2	2	0	2	2	8	1	5	0	0	0	0	6	4	35	3	0	0	0	42	65
8:30 AM	1	7	0	0	0	0	8	0	3	1	0	2	1	7	0	8	0	0	1	2	11	2	31	6	0	0	0	39	65
8:45 AM	0	2	1	0	0	0	3	1	6	1	0	2	1	11	0	3	0	0	0	2	5	3	33	6	0	0	0	42	61
9:00 AM	0	8	2	0	0	1	11	0	0	0	0	0	0	0	0	6	0	0	1	2	9	1	35	2	0	0	0	38	58
Total Volume	2	19	9	0	0	1	31	1	11	4	0	6	4	26	1	22	0	0	2	6	31	10	134	17	0	0	0	161	249
% Approach Total	6.5	61.3	29.0	0.0	0.0	3.2		3.8	42.3	15.4	0.0	23.1	15.4		3.2	71.0	0.0	0.0	6.5	19.4		6.2	83.2	10.6	0.0	0.0	0.0		
PHF	0.500	0.594	0.375	0.000	0.000	0.250	0.705	0.250	0.458	0.500	0.000	0.750	0.500	0.591	0.250	0.688	0.000	0.000	0.500	0.750	0.705	0.625	0.957	0.708	0.000	0.000	0.000	0.958	0.958
Entering Leg	2	19	9	0	0	1	31	1	11	4	0	6	4	26	1	22	0	0	2	6	31	10	134	17	0	0	0	161	249
Exiting Leg	41							154							41							13							249
Total	72							180							72							174							498



PDI File #: 186556 M  
 Location: N: Third Street S: Main St Access  
 Location: E: Broadway W: Broadway  
 City, State: Cambridge, MA  
 Client: VHB/ S. Mandzo-Predzic  
 Site Code: TBA  
 Count Date: Thursday, November 15, 2018  
 Start Time: 7:30 AM  
 End Time: 9:30 AM  
 Class:



**Pedestrians**

	Third Street							Broadway							Main St Access							Broadway							Total
	from North							from East							from South							from West							
	Right	Thru	Left	U-Turn	CW-EB	CW-WB	Total	Right	Thru	Left	U-Turn	CW-SB	CW-NB	Total	Right	Thru	Left	U-Turn	CW-WB	CW-EB	Total	Right	Thru	Left	U-Turn	CW-NB	CW-SB	Total	
7:30 AM	0	0	0	0	14	12	26	0	0	0	0	49	79	128	0	0	0	0	8	28	36	0	0	0	0	19	31	50	240
7:45 AM	0	0	0	0	21	14	35	0	0	0	0	48	162	210	0	0	0	0	10	28	38	0	0	0	0	38	32	70	353
Total	0	0	0	0	35	26	61	0	0	0	0	97	241	338	0	0	0	0	18	56	74	0	0	0	0	57	63	120	593
8:00 AM	0	0	0	0	24	13	37	0	0	0	0	53	151	204	0	0	0	0	13	29	42	0	0	0	0	31	25	56	339
8:15 AM	0	0	0	0	30	9	39	0	0	0	0	69	137	206	0	0	0	0	6	35	41	0	0	0	0	25	33	58	344
8:30 AM	0	0	0	0	25	9	34	0	0	0	0	62	150	212	0	0	0	0	9	26	35	0	0	0	0	22	58	80	361
8:45 AM	0	0	0	0	26	16	42	0	0	0	0	65	191	256	0	0	0	0	14	33	47	0	0	0	0	50	46	96	441
Total	0	0	0	0	105	47	152	0	0	0	0	249	629	878	0	0	0	0	42	123	165	0	0	0	0	128	162	290	1485
9:00 AM	0	0	0	0	23	13	36	0	0	0	0	44	157	201	0	0	0	0	11	21	32	0	0	0	0	39	39	78	347
9:15 AM	0	0	0	0	16	6	22	0	0	0	0	52	106	158	0	0	0	0	9	17	26	0	0	0	0	23	29	52	258
Total	0	0	0	0	39	19	58	0	0	0	0	96	263	359	0	0	0	0	20	38	58	0	0	0	0	62	68	130	605
Grand Total	0	0	0	0	179	92	271	0	0	0	0	442	1133	1575	0	0	0	0	80	217	297	0	0	0	0	247	293	540	2683
Approach %	0	0	0	0	66.1	33.9		0	0	0	0	28.1	71.9		0	0	0	0	26.9	73.1		0	0	0	0	45.7	54.3		
Total %	0	0	0	0	6.67	3.43	10.1	0	0	0	0	16.5	42.2	58.7	0	0	0	0	2.98	8.09	11.1	0	0	0	0	9.21	10.9	20.1	
Exiting Leg Total	271							1575							297							540							2683

Peak Hour Analysis from 07:30 AM to 09:30 AM begins at:

	Third Street							Broadway							Main St Access							Broadway							Total
	from North							from East							from South							from West							
	Right	Thru	Left	U-Turn	CW-EB	CW-WB	Total	Right	Thru	Left	U-Turn	CW-SB	CW-NB	Total	Right	Thru	Left	U-Turn	CW-WB	CW-EB	Total	Right	Thru	Left	U-Turn	CW-NB	CW-SB	Total	
8:15 AM	0	0	0	0	30	9	39	0	0	0	0	69	137	206	0	0	0	0	6	35	41	0	0	0	0	25	33	58	344
8:30 AM	0	0	0	0	25	9	34	0	0	0	0	62	150	212	0	0	0	0	9	26	35	0	0	0	0	22	58	80	361
8:45 AM	0	0	0	0	26	16	42	0	0	0	0	65	191	256	0	0	0	0	14	33	47	0	0	0	0	50	46	96	441
9:00 AM	0	0	0	0	23	13	36	0	0	0	0	44	157	201	0	0	0	0	11	21	32	0	0	0	0	39	39	78	347
Total Volume	0	0	0	0	104	47	151	0	0	0	0	240	635	875	0	0	0	0	40	115	155	0	0	0	0	136	176	312	1493
% Approach Total	0.0	0.0	0.0	0.0	68.9	31.1		0.0	0.0	0.0	0.0	27.4	72.6		0.0	0.0	0.0	0.0	25.8	74.2		0.0	0.0	0.0	0.0	43.6	56.4		
PHF	0.000	0.000	0.000	0.000	0.867	0.734	0.899	0.000	0.000	0.000	0.000	0.870	0.831	0.854	0.000	0.000	0.000	0.000	0.714	0.821	0.824	0.000	0.000	0.000	0.000	0.680	0.759	0.813	0.846
Entering Leg	0	0	0	0	104	47	151	0	0	0	0	240	635	875	0	0	0	0	40	115	155	0	0	0	0	136	176	312	1493
Exiting Leg	151							875							155							312							1493
Total	302							1750							310							624							2986

PDI File #: **186556 MM**  
 Location: **N: Third Street S: Main St Access**  
 Location: **E: Broadway W: Broadway**  
 City, State: **Cambridge, MA**  
 Client: **VHB/ S. Mandzo-Predzic**  
 Site Code: **TBA**  
 Count Date: **Thursday, November 15, 2018**  
 Start Time: **4:30 PM**  
 End Time: **6:30 PM**  
 Class:



**Cars and Heavy Vehicles (Combined)**

	Third Street					Broadway					Main St Access					Broadway					Total
	from North					from East					from South					from West					
	Right	Thru	Left	U-Turn	Total	Right	Thru	Left	U-Turn	Total	Right	Thru	Left	U-Turn	Total	Right	Thru	Left	U-Turn	Total	
4:30 PM	17	14	95	0	126	36	68	0	0	104	0	0	0	0	0	14	88	52	0	154	384
4:45 PM	25	14	99	0	138	18	69	0	0	87	0	0	0	0	0	15	104	46	1	166	391
<b>Total</b>	<b>42</b>	<b>28</b>	<b>194</b>	<b>0</b>	<b>264</b>	<b>54</b>	<b>137</b>	<b>0</b>	<b>0</b>	<b>191</b>	<b>0</b>	<b>0</b>	<b>0</b>	<b>0</b>	<b>0</b>	<b>29</b>	<b>192</b>	<b>98</b>	<b>1</b>	<b>320</b>	<b>775</b>
5:00 PM	17	12	105	0	134	22	63	0	0	85	0	0	0	0	0	11	117	56	0	184	403
5:15 PM	26	22	94	0	142	18	78	0	0	96	0	0	0	0	0	12	112	58	0	182	420
5:30 PM	15	25	82	0	122	25	70	0	1	96	0	0	0	0	0	18	113	71	1	203	421
5:45 PM	13	13	100	0	126	38	81	1	2	122	0	0	0	0	0	21	104	58	1	184	432
<b>Total</b>	<b>71</b>	<b>72</b>	<b>381</b>	<b>0</b>	<b>524</b>	<b>103</b>	<b>292</b>	<b>1</b>	<b>3</b>	<b>399</b>	<b>0</b>	<b>0</b>	<b>0</b>	<b>0</b>	<b>0</b>	<b>62</b>	<b>446</b>	<b>243</b>	<b>2</b>	<b>753</b>	<b>1676</b>
6:00 PM	22	24	78	0	124	28	77	0	1	106	0	0	0	0	0	16	100	68	1	185	415
6:15 PM	16	16	87	0	119	26	80	0	0	106	0	0	0	0	0	15	102	57	1	175	400
<b>Total</b>	<b>38</b>	<b>40</b>	<b>165</b>	<b>0</b>	<b>243</b>	<b>54</b>	<b>157</b>	<b>0</b>	<b>1</b>	<b>212</b>	<b>0</b>	<b>0</b>	<b>0</b>	<b>0</b>	<b>0</b>	<b>31</b>	<b>202</b>	<b>125</b>	<b>2</b>	<b>360</b>	<b>815</b>
Grand Total	151	140	740	0	1031	211	586	1	4	802	0	0	0	0	0	122	840	466	5	1433	3266
Approach %	14.6	13.6	71.8	0.0		26.3	73.1	0.1	0.5		0.0	0.0	0.0	0.0		8.5	58.6	32.5	0.3		
Total %	4.6	4.3	22.7	0.0	31.6	6.5	17.9	0.0	0.1	24.6	0.0	0.0	0.0	0.0	0.0	3.7	25.7	14.3	0.2	43.9	
Exiting Leg Total	677					1584					263					742					3266
Cars	147	132	735	0	1014	208	578	1	4	791	0	0	0	0	0	92	826	438	5	1361	3166
% Cars	97.4	94.3	99.3	0.0	98.4	98.6	98.6	100.0	100.0	98.6	0.0	0.0	0.0	0.0	0.0	75.4	98.3	94.0	100.0	95.0	96.9
Exiting Leg Total	646					1565					225					730					3166
Heavy Vehicles	4	8	5	0	17	3	8	0	0	11	0	0	0	0	0	30	14	28	0	72	100
% Heavy Vehicles	2.6	5.7	0.7	0.0	1.6	1.4	1.4	0.0	0.0	1.4	0.0	0.0	0.0	0.0	0.0	24.6	1.7	6.0	0.0	5.0	3.1
Exiting Leg Total	31					19					38					12					100

Peak Hour Analysis from 04:30 PM to 06:30 PM begins at:

5:15 PM	Third Street					Broadway					Main St Access					Broadway					Total
	from North					from East					from South					from West					
	Right	Thru	Left	U-Turn	Total	Right	Thru	Left	U-Turn	Total	Right	Thru	Left	U-Turn	Total	Right	Thru	Left	U-Turn	Total	
5:15 PM	26	22	94	0	142	18	78	0	0	96	0	0	0	0	0	12	112	58	0	182	420
5:30 PM	15	25	82	0	122	25	70	0	1	96	0	0	0	0	0	18	113	71	1	203	421
5:45 PM	13	13	100	0	126	38	81	1	2	122	0	0	0	0	0	21	104	58	1	184	432
6:00 PM	22	24	78	0	124	28	77	0	1	106	0	0	0	0	0	16	100	68	1	185	415
Total Volume	76	84	354	0	514	109	306	1	4	420	0	0	0	0	0	67	429	255	3	754	1688
% Approach Total	14.8	16.3	68.9	0.0		26.0	72.9	0.2	1.0		0.0	0.0	0.0	0.0		8.9	56.9	33.8	0.4		
PHF	0.731	0.840	0.885	0.000	0.905	0.717	0.944	0.250	0.500	0.861	0.000	0.000	0.000	0.000	0.000	0.798	0.949	0.898	0.750	0.929	0.977
Cars	76	80	353	0	509	109	303	1	4	417	0	0	0	0	0	53	423	246	3	725	1651
Cars %	100.0	95.2	99.7	0.0	99.0	100.0	99.0	100.0	100.0	99.3	0.0	0.0	0.0	0.0	0.0	79.1	98.6	96.5	100.0	96.2	97.8
Heavy Vehicles	0	4	1	0	5	0	3	0	0	3	0	0	0	0	0	14	6	9	0	29	37
Heavy Vehicles %	0.0	4.8	0.3	0.0	1.0	0.0	1.0	0.0	0.0	0.7	0.0	0.0	0.0	0.0	0.0	20.9	1.4	3.5	0.0	3.8	2.2
Cars Enter Leg	76	80	353	0	509	109	303	1	4	417	0	0	0	0	0	53	423	246	3	725	1651
Heavy Enter Leg	0	4	1	0	5	0	3	0	0	3	0	0	0	0	0	14	6	9	0	29	37
Total Entering Leg	76	84	354	0	514	109	306	1	4	420	0	0	0	0	0	67	429	255	3	754	1688
Cars Exiting Leg	355					780					134					382					1651
Heavy Exiting Leg	9					7					18					3					37
Total Exiting Leg	364					787					152					385					1688

PDI File #: **186556 MM**  
 Location: **N: Third Street S: Main St Access**  
 Location: **E: Broadway W: Broadway**  
 City, State: **Cambridge, MA**  
 Client: **VHB/ S. Mandzo-Predzic**  
 Site Code: **TBA**  
 Count Date: **Thursday, November 15, 2018**  
 Start Time: **4:30 PM**  
 End Time: **6:30 PM**  
 Class:



**Cars-Combined (Motorcycles, Cars, Light Goods)**

	Third Street					Broadway					Main St Access					Broadway					Total
	from North					from East					from South					from West					
	Right	Thru	Left	U-Turn	Total	Right	Thru	Left	U-Turn	Total	Right	Thru	Left	U-Turn	Total	Right	Thru	Left	U-Turn	Total	
4:30 PM	16	14	94	0	124	36	66	0	0	102	0	0	0	0	0	11	87	48	0	146	372
4:45 PM	24	12	97	0	133	17	67	0	0	84	0	0	0	0	0	9	102	37	1	149	366
<b>Total</b>	<b>40</b>	<b>26</b>	<b>191</b>	<b>0</b>	<b>257</b>	<b>53</b>	<b>133</b>	<b>0</b>	<b>0</b>	<b>186</b>	<b>0</b>	<b>0</b>	<b>0</b>	<b>0</b>	<b>0</b>	<b>20</b>	<b>189</b>	<b>85</b>	<b>1</b>	<b>295</b>	<b>738</b>
5:00 PM	16	11	104	0	131	22	63	0	0	85	0	0	0	0	0	7	115	55	0	177	393
5:15 PM	26	21	94	0	141	18	78	0	0	96	0	0	0	0	0	12	112	57	0	181	418
5:30 PM	15	24	82	0	121	25	69	0	1	95	0	0	0	0	0	14	113	69	1	197	413
5:45 PM	13	13	99	0	125	38	79	1	2	120	0	0	0	0	0	15	101	56	1	173	418
<b>Total</b>	<b>70</b>	<b>69</b>	<b>379</b>	<b>0</b>	<b>518</b>	<b>103</b>	<b>289</b>	<b>1</b>	<b>3</b>	<b>396</b>	<b>0</b>	<b>0</b>	<b>0</b>	<b>0</b>	<b>0</b>	<b>48</b>	<b>441</b>	<b>237</b>	<b>2</b>	<b>728</b>	<b>1642</b>
6:00 PM	22	22	78	0	122	28	77	0	1	106	0	0	0	0	0	12	97	64	1	174	402
6:15 PM	15	15	87	0	117	24	79	0	0	103	0	0	0	0	0	12	99	52	1	164	384
<b>Total</b>	<b>37</b>	<b>37</b>	<b>165</b>	<b>0</b>	<b>239</b>	<b>52</b>	<b>156</b>	<b>0</b>	<b>1</b>	<b>209</b>	<b>0</b>	<b>0</b>	<b>0</b>	<b>0</b>	<b>0</b>	<b>24</b>	<b>196</b>	<b>116</b>	<b>2</b>	<b>338</b>	<b>786</b>
Grand Total	147	132	735	0	1014	208	578	1	4	791	0	0	0	0	0	92	826	438	5	1361	3166
Approach %	14.5	13.0	72.5	0.0		26.3	73.1	0.1	0.5		0.0	0.0	0.0	0.0		6.8	60.7	32.2	0.4		
Total %	4.6	4.2	23.2	0.0	32.0	6.6	18.3	0.0	0.1	25.0	0.0	0.0	0.0	0.0	0.0	2.9	26.1	13.8	0.2	43.0	
Exiting Leg Total	646					1565					225					730					3166

Peak Hour Analysis from 04:30 PM to 06:30 PM begins at:

	Third Street					Broadway					Main St Access					Broadway					Total
	from North					from East					from South					from West					
	Right	Thru	Left	U-Turn	Total	Right	Thru	Left	U-Turn	Total	Right	Thru	Left	U-Turn	Total	Right	Thru	Left	U-Turn	Total	
5:15 PM	26	21	94	0	141	18	78	0	0	96	0	0	0	0	0	12	112	57	0	181	418
5:30 PM	15	24	82	0	121	25	69	0	1	95	0	0	0	0	0	14	113	69	1	197	413
5:45 PM	13	13	99	0	125	38	79	1	2	120	0	0	0	0	0	15	101	56	1	173	418
6:00 PM	22	22	78	0	122	28	77	0	1	106	0	0	0	0	0	12	97	64	1	174	402
Total Volume	76	80	353	0	509	109	303	1	4	417	0	0	0	0	0	53	423	246	3	725	1651
% Approach Total	14.9	15.7	69.4	0.0		26.1	72.7	0.2	1.0		0.0	0.0	0.0	0.0		7.3	58.3	33.9	0.4		
PHF	0.731	0.833	0.891	0.000	0.902	0.717	0.959	0.250	0.500	0.869	0.000	0.000	0.000	0.000	0.000	0.883	0.936	0.891	0.750	0.920	0.987
Entering Leg	76	80	353	0	509	109	303	1	4	417	0	0	0	0	0	53	423	246	3	725	1651
Exiting Leg						355					780					134					382
Total	864					1197					134					1107					3302

PDI File #: 186556 MM  
 Location: N: Third Street S: Main St Access  
 Location: E: Broadway W: Broadway  
 City, State: Cambridge, MA  
 Client: VHB/ S. Mandzo-Predzic  
 Site Code: TBA  
 Count Date: Thursday, November 15, 2018  
 Start Time: 4:30 PM  
 End Time: 6:30 PM  
 Class:



**Heavy Vehicles-Combined (Buses, Single-Unit Trucks, Articulated Trucks)**

	Third Street					Broadway					Main St Access					Broadway					Total
	from North					from East					from South					from West					
	Right	Thru	Left	U-Turn	Total	Right	Thru	Left	U-Turn	Total	Right	Thru	Left	U-Turn	Total	Right	Thru	Left	U-Turn	Total	
4:30 PM	1	0	1	0	2	0	2	0	0	2	0	0	0	0	0	3	1	4	0	8	12
4:45 PM	1	2	2	0	5	1	2	0	0	3	0	0	0	0	0	6	2	9	0	17	25
<b>Total</b>	<b>2</b>	<b>2</b>	<b>3</b>	<b>0</b>	<b>7</b>	<b>1</b>	<b>4</b>	<b>0</b>	<b>0</b>	<b>5</b>	<b>0</b>	<b>0</b>	<b>0</b>	<b>0</b>	<b>0</b>	<b>9</b>	<b>3</b>	<b>13</b>	<b>0</b>	<b>25</b>	<b>37</b>
5:00 PM	1	1	1	0	3	0	0	0	0	0	0	0	0	0	0	4	2	1	0	7	10
5:15 PM	0	1	0	0	1	0	0	0	0	0	0	0	0	0	0	0	0	1	0	1	2
5:30 PM	0	1	0	0	1	0	1	0	0	1	0	0	0	0	0	4	0	2	0	6	8
5:45 PM	0	0	1	0	1	0	2	0	0	2	0	0	0	0	0	6	3	2	0	11	14
<b>Total</b>	<b>1</b>	<b>3</b>	<b>2</b>	<b>0</b>	<b>6</b>	<b>0</b>	<b>3</b>	<b>0</b>	<b>0</b>	<b>3</b>	<b>0</b>	<b>0</b>	<b>0</b>	<b>0</b>	<b>0</b>	<b>14</b>	<b>5</b>	<b>6</b>	<b>0</b>	<b>25</b>	<b>34</b>
6:00 PM	0	2	0	0	2	0	0	0	0	0	0	0	0	0	0	4	3	4	0	11	13
6:15 PM	1	1	0	0	2	2	1	0	0	3	0	0	0	0	0	3	3	5	0	11	16
<b>Total</b>	<b>1</b>	<b>3</b>	<b>0</b>	<b>0</b>	<b>4</b>	<b>2</b>	<b>1</b>	<b>0</b>	<b>0</b>	<b>3</b>	<b>0</b>	<b>0</b>	<b>0</b>	<b>0</b>	<b>0</b>	<b>7</b>	<b>6</b>	<b>9</b>	<b>0</b>	<b>22</b>	<b>29</b>
<b>Grand Total</b>	<b>4</b>	<b>8</b>	<b>5</b>	<b>0</b>	<b>17</b>	<b>3</b>	<b>8</b>	<b>0</b>	<b>0</b>	<b>11</b>	<b>0</b>	<b>0</b>	<b>0</b>	<b>0</b>	<b>0</b>	<b>30</b>	<b>14</b>	<b>28</b>	<b>0</b>	<b>72</b>	<b>100</b>
Approach %	23.5	47.1	29.4	0.0		27.3	72.7	0.0	0.0		0.0	0.0	0.0	0.0		41.7	19.4	38.9	0.0		
Total %	4.0	8.0	5.0	0.0	17.0	3.0	8.0	0.0	0.0	11.0	0.0	0.0	0.0	0.0	0.0	30.0	14.0	28.0	0.0	72.0	
Exiting Leg Total	31					19					38					12					100
Buses	3	6	3	0	12	1	3	0	0	4	0	0	0	0	0	27	4	13	0	44	60
% Buses	75.0	75.0	60.0	0.0	70.6	33.3	37.5	0.0	0.0	36.4	0.0	0.0	0.0	0.0	0.0	90.0	28.6	46.4	0.0	61.1	60.0
Exiting Leg Total	14					7					33					6					60
Single-Unit Trucks	0	2	2	0	4	2	5	0	0	7	0	0	0	0	0	3	10	15	0	28	39
% Single-Unit	0.0	25.0	40.0	0.0	23.5	66.7	62.5	0.0	0.0	63.6	0.0	0.0	0.0	0.0	0.0	10.0	71.4	53.6	0.0	38.9	39.0
Exiting Leg Total	17					12					5					5					39
Articulated Trucks	1	0	0	0	1	0	0	0	0	0	0	0	0	0	0	0	0	0	0	0	1
% Articulated	25.0	0.0	0.0	0.0	5.9	0.0	0.0	0.0	0.0	0.0	0.0	0.0	0.0	0.0	0.0	0.0	0.0	0.0	0.0	0.0	1.0
Exiting Leg Total	0					0					0					1					1

Peak Hour Analysis from 04:30 PM to 06:30 PM begins at:

	Third Street					Broadway					Main St Access					Broadway					Total
	from North					from East					from South					from West					
	Right	Thru	Left	U-Turn	Total	Right	Thru	Left	U-Turn	Total	Right	Thru	Left	U-Turn	Total	Right	Thru	Left	U-Turn	Total	
5:30 PM	0	1	0	0	1	0	1	0	0	1	0	0	0	0	0	4	0	2	0	6	8
5:45 PM	0	0	1	0	1	0	2	0	0	2	0	0	0	0	0	6	3	2	0	11	14
6:00 PM	0	2	0	0	2	0	0	0	0	0	0	0	0	0	0	4	3	4	0	11	13
6:15 PM	1	1	0	0	2	2	1	0	0	3	0	0	0	0	0	3	3	5	0	11	16
<b>Total Volume</b>	<b>1</b>	<b>4</b>	<b>1</b>	<b>0</b>	<b>6</b>	<b>2</b>	<b>4</b>	<b>0</b>	<b>0</b>	<b>6</b>	<b>0</b>	<b>0</b>	<b>0</b>	<b>0</b>	<b>0</b>	<b>17</b>	<b>9</b>	<b>13</b>	<b>0</b>	<b>39</b>	<b>51</b>
% Approach Total	16.7	66.7	16.7	0.0		33.3	66.7	0.0	0.0		0.0	0.0	0.0	0.0		43.6	23.1	33.3	0.0		
PHF	0.250	0.500	0.250	0.000	0.750	0.250	0.500	0.000	0.000	0.500	0.000	0.000	0.000	0.000	0.000	0.708	0.750	0.650	0.000	0.886	0.797
Buses	1	3	0	0	4	0	1	0	0	1	0	0	0	0	0	16	3	5	0	24	29
Buses %	100.0	75.0	0.0	0.0	66.7	0.0	25.0	0.0	0.0	16.7	0.0	0.0	0.0	0.0	0.0	94.1	33.3	38.5	0.0	61.5	56.9
Single-Unit Trucks	0	1	1	0	2	2	3	0	0	5	0	0	0	0	0	1	6	8	0	15	22
Single-Unit %	0.0	25.0	100.0	0.0	33.3	100.0	75.0	0.0	0.0	83.3	0.0	0.0	0.0	0.0	0.0	5.9	66.7	61.5	0.0	38.5	43.1
Articulated Trucks	0	0	0	0	0	0	0	0	0	0	0	0	0	0	0	0	0	0	0	0	0
Articulated %	0.0	0.0	0.0	0.0	0.0	0.0	0.0	0.0	0.0	0.0	0.0	0.0	0.0	0.0	0.0	0.0	0.0	0.0	0.0	0.0	0.0
Buses	1	3	0	0	4	0	1	0	0	1	0	0	0	0	0	16	3	5	0	24	29
Single-Unit Trucks	0	1	1	0	2	2	3	0	0	5	0	0	0	0	0	1	6	8	0	15	22
Articulated Trucks	0	0	0	0	0	0	0	0	0	0	0	0	0	0	0	0	0	0	0	0	0
<b>Total Entering Leg</b>	<b>1</b>	<b>4</b>	<b>1</b>	<b>0</b>	<b>6</b>	<b>2</b>	<b>4</b>	<b>0</b>	<b>0</b>	<b>6</b>	<b>0</b>	<b>0</b>	<b>0</b>	<b>0</b>	<b>0</b>	<b>17</b>	<b>9</b>	<b>13</b>	<b>0</b>	<b>39</b>	<b>51</b>
Buses	5					3					19					2					29
Single-Unit Trucks	10					7					2					3					22
Articulated Trucks	0					0					0					0					0
<b>Total Exiting Leg</b>	<b>15</b>					<b>10</b>					<b>21</b>					<b>5</b>					<b>51</b>

PDI File #: **186556 MM**  
 Location: **N: Third Street S: Main St Access**  
 Location: **E: Broadway W: Broadway**  
 City, State: **Cambridge, MA**  
 Client: **VHB/ S. Mandzo-Predzic**  
 Site Code: **TBA**  
 Count Date: **Thursday, November 15, 2018**  
 Start Time: **4:30 PM**  
 End Time: **6:30 PM**  
 Class:



46 Morton Street, Framingham, MA 01702  
 Office: 508-875-0100 Fax: 508-875-0118  
 Email: datarequests@pdilic.com

**Cars**

	Third Street					Broadway					Main St Access					Broadway					Total
	from North					from East					from South					from West					
	Right	Thru	Left	U-Turn	Total	Right	Thru	Left	U-Turn	Total	Right	Thru	Left	U-Turn	Total	Right	Thru	Left	U-Turn	Total	
4:30 PM	16	14	88	0	118	36	64	0	0	100	0	0	0	0	0	10	82	46	0	138	356
4:45 PM	24	11	92	0	127	16	65	0	0	81	0	0	0	0	0	9	98	36	1	144	352
<b>Total</b>	<b>40</b>	<b>25</b>	<b>180</b>	<b>0</b>	<b>245</b>	<b>52</b>	<b>129</b>	<b>0</b>	<b>0</b>	<b>181</b>	<b>0</b>	<b>0</b>	<b>0</b>	<b>0</b>	<b>0</b>	<b>19</b>	<b>180</b>	<b>82</b>	<b>1</b>	<b>282</b>	<b>708</b>
5:00 PM	16	11	100	0	127	22	61	0	0	83	0	0	0	0	0	5	109	54	0	168	378
5:15 PM	26	21	94	0	141	18	78	0	0	96	0	0	0	0	0	11	107	57	0	175	412
5:30 PM	14	24	77	0	115	25	65	0	1	91	0	0	0	0	0	13	112	66	1	192	398
5:45 PM	13	13	99	0	125	38	78	1	2	119	0	0	0	0	0	14	100	55	1	170	414
<b>Total</b>	<b>69</b>	<b>69</b>	<b>370</b>	<b>0</b>	<b>508</b>	<b>103</b>	<b>282</b>	<b>1</b>	<b>3</b>	<b>389</b>	<b>0</b>	<b>0</b>	<b>0</b>	<b>0</b>	<b>0</b>	<b>43</b>	<b>428</b>	<b>232</b>	<b>2</b>	<b>705</b>	<b>1602</b>
6:00 PM	21	21	74	0	116	28	77	0	1	106	0	0	0	0	0	11	95	60	1	167	389
6:15 PM	15	14	85	0	114	23	78	0	0	101	0	0	0	0	0	12	99	51	1	163	378
<b>Total</b>	<b>36</b>	<b>35</b>	<b>159</b>	<b>0</b>	<b>230</b>	<b>51</b>	<b>155</b>	<b>0</b>	<b>1</b>	<b>207</b>	<b>0</b>	<b>0</b>	<b>0</b>	<b>0</b>	<b>0</b>	<b>23</b>	<b>194</b>	<b>111</b>	<b>2</b>	<b>330</b>	<b>767</b>
Grand Total	145	129	709	0	983	206	566	1	4	777	0	0	0	0	0	85	802	425	5	1317	3077
Approach %	14.8	13.1	72.1	0.0		26.5	72.8	0.1	0.5		0.0	0.0	0.0	0.0		6.5	60.9	32.3	0.4		
Total %	4.7	4.2	23.0	0.0	31.9	6.7	18.4	0.0	0.1	25.3	0.0	0.0	0.0	0.0	0.0	2.8	26.1	13.8	0.2	42.8	
Exiting Leg Total	631					1515					215					716					3077

Peak Hour Analysis from 04:30 PM to 06:30 PM begins at:

	Third Street					Broadway					Main St Access					Broadway					Total
	from North					from East					from South					from West					
	Right	Thru	Left	U-Turn	Total	Right	Thru	Left	U-Turn	Total	Right	Thru	Left	U-Turn	Total	Right	Thru	Left	U-Turn	Total	
5:15 PM	26	21	94	0	141	18	78	0	0	96	0	0	0	0	0	11	107	57	0	175	412
5:30 PM	14	24	77	0	115	25	65	0	1	91	0	0	0	0	0	13	112	66	1	192	398
5:45 PM	13	13	99	0	125	38	78	1	2	119	0	0	0	0	0	14	100	55	1	170	414
6:00 PM	21	21	74	0	116	28	77	0	1	106	0	0	0	0	0	11	95	60	1	167	389
Total Volume	74	79	344	0	497	109	298	1	4	412	0	0	0	0	0	49	414	238	3	704	1613
% Approach Total	14.9	15.9	69.2	0.0		26.5	72.3	0.2	1.0		0.0	0.0	0.0	0.0		7.0	58.8	33.8	0.4		
PHF	0.712	0.823	0.869	0.000	0.881	0.717	0.955	0.250	0.500	0.866	0.000	0.000	0.000	0.000	0.000	0.875	0.924	0.902	0.750	0.917	0.974
Entering Leg	74	79	344	0	497	109	298	1	4	412	0	0	0	0	0	49	414	238	3	704	1613
Exiting Leg						347					762					129					375
Total	844					1174					129					1079					3226

PDI File #: **186556 MM**  
 Location: **N: Third Street S: Main St Access**  
 Location: **E: Broadway W: Broadway**  
 City, State: **Cambridge, MA**  
 Client: **VHB/ S. Mandzo-Predzic**  
 Site Code: **TBA**  
 Count Date: **Thursday, November 15, 2018**  
 Start Time: **4:30 PM**  
 End Time: **6:30 PM**  
 Class:



46 Morton Street, Framingham, MA 01702  
 Office: 508-875-0100 Fax: 508-875-0118  
 Email: datarequests@pdilic.com

**Light Goods Vehicle**

	Third Street					Broadway					Main St Access					Broadway					Total
	from North					from East					from South					from West					
	Right	Thru	Left	U-Turn	Total	Right	Thru	Left	U-Turn	Total	Right	Thru	Left	U-Turn	Total	Right	Thru	Left	U-Turn	Total	
4:30 PM	0	0	6	0	6	0	1	0	0	1	0	0	0	0	0	1	5	2	0	8	15
4:45 PM	0	1	5	0	6	1	1	0	0	2	0	0	0	0	0	0	4	1	0	5	13
<b>Total</b>	<b>0</b>	<b>1</b>	<b>11</b>	<b>0</b>	<b>12</b>	<b>1</b>	<b>2</b>	<b>0</b>	<b>0</b>	<b>3</b>	<b>0</b>	<b>0</b>	<b>0</b>	<b>0</b>	<b>0</b>	<b>1</b>	<b>9</b>	<b>3</b>	<b>0</b>	<b>13</b>	<b>28</b>
5:00 PM	0	0	4	0	4	0	2	0	0	2	0	0	0	0	0	2	6	1	0	9	15
5:15 PM	0	0	0	0	0	0	0	0	0	0	0	0	0	0	0	1	5	0	0	6	6
5:30 PM	1	0	5	0	6	0	1	0	0	1	0	0	0	0	0	0	0	3	0	3	10
5:45 PM	0	0	0	0	0	0	1	0	0	1	0	0	0	0	0	1	1	1	0	3	4
<b>Total</b>	<b>1</b>	<b>0</b>	<b>9</b>	<b>0</b>	<b>10</b>	<b>0</b>	<b>4</b>	<b>0</b>	<b>0</b>	<b>4</b>	<b>0</b>	<b>0</b>	<b>0</b>	<b>0</b>	<b>0</b>	<b>4</b>	<b>12</b>	<b>5</b>	<b>0</b>	<b>21</b>	<b>35</b>
6:00 PM	1	1	4	0	6	0	0	0	0	0	0	0	0	0	0	1	2	3	0	6	12
6:15 PM	0	1	2	0	3	1	1	0	0	2	0	0	0	0	0	0	0	1	0	1	6
<b>Total</b>	<b>1</b>	<b>2</b>	<b>6</b>	<b>0</b>	<b>9</b>	<b>1</b>	<b>1</b>	<b>0</b>	<b>0</b>	<b>2</b>	<b>0</b>	<b>0</b>	<b>0</b>	<b>0</b>	<b>0</b>	<b>1</b>	<b>2</b>	<b>4</b>	<b>0</b>	<b>7</b>	<b>18</b>
<b>Grand Total</b>	<b>2</b>	<b>3</b>	<b>26</b>	<b>0</b>	<b>31</b>	<b>2</b>	<b>7</b>	<b>0</b>	<b>0</b>	<b>9</b>	<b>0</b>	<b>0</b>	<b>0</b>	<b>0</b>	<b>0</b>	<b>6</b>	<b>23</b>	<b>12</b>	<b>0</b>	<b>41</b>	<b>81</b>
Approach %	6.5	9.7	83.9	0.0		22.2	77.8	0.0	0.0		0.0	0.0	0.0	0.0		14.6	56.1	29.3	0.0		
Total %	2.5	3.7	32.1	0.0	38.3	2.5	8.6	0.0	0.0	11.1	0.0	0.0	0.0	0.0	0.0	7.4	28.4	14.8	0.0	50.6	
Exiting Leg Total	14					49					9					9					81

Peak Hour Analysis from 04:30 PM to 06:30 PM begins at:

	Third Street					Broadway					Main St Access					Broadway					Total
	from North					from East					from South					from West					
	Right	Thru	Left	U-Turn	Total	Right	Thru	Left	U-Turn	Total	Right	Thru	Left	U-Turn	Total	Right	Thru	Left	U-Turn	Total	
4:30 PM	0	0	6	0	6	0	1	0	0	1	0	0	0	0	0	1	5	2	0	8	15
4:45 PM	0	1	5	0	6	1	1	0	0	2	0	0	0	0	0	0	4	1	0	5	13
5:00 PM	0	0	4	0	4	0	2	0	0	2	0	0	0	0	0	2	6	1	0	9	15
5:15 PM	0	0	0	0	0	0	0	0	0	0	0	0	0	0	0	1	5	0	0	6	6
Total Volume	0	1	15	0	16	1	4	0	0	5	0	0	0	0	0	4	20	4	0	28	49
% Approach Total	0.0	6.3	93.8	0.0		20.0	80.0	0.0	0.0		0.0	0.0	0.0	0.0		14.3	71.4	14.3	0.0		
PHF	0.000	0.250	0.625	0.000	0.667	0.250	0.500	0.000	0.000	0.625	0.000	0.000	0.000	0.000	0.000	0.500	0.833	0.500	0.000	0.778	0.817
Entering Leg	0	1	15	0	16	1	4	0	0	5	0	0	0	0	0	4	20	4	0	28	49
Exiting Leg																					5
Total	21					40					5					32					98

PDI File #: **186556 MM**  
 Location: **N: Third Street S: Main St Access**  
 Location: **E: Broadway W: Broadway**  
 City, State: **Cambridge, MA**  
 Client: **VHB/ S. Mandzo-Predzic**  
 Site Code: **TBA**  
 Count Date: **Thursday, November 15, 2018**  
 Start Time: **4:30 PM**  
 End Time: **6:30 PM**  
 Class:



46 Morton Street, Framingham, MA 01702  
 Office: 508-875-0100 Fax: 508-875-0118  
 Email: datarequests@pdillc.com

**Buses**

	Third Street					Broadway					Main St Access					Broadway					Total					
	from North					from East					from South					from West										
	Right	Thru	Left	U-Turn	Total	Right	Thru	Left	U-Turn	Total	Right	Thru	Left	U-Turn	Total	Right	Thru	Left	U-Turn	Total						
4:30 PM	1	0	0	0	1	0	1	0	0	1	0	0	0	0	0	3	0	2	0	5	7					
4:45 PM	1	1	2	0	4	1	1	0	0	2	0	0	0	0	0	6	0	5	0	11	17					
Total	2	1	2	0	5	1	2	0	0	3	0	0	0	0	0	9	0	7	0	16	24					
5:00 PM	0	1	1	0	2	0	0	0	0	0	0	0	0	0	0	2	1	0	0	3	5					
5:15 PM	0	1	0	0	1	0	0	0	0	0	0	0	0	0	0	0	0	1	0	1	2					
5:30 PM	0	1	0	0	1	0	0	0	0	0	0	0	0	0	0	4	0	1	0	5	6					
5:45 PM	0	0	0	0	0	0	1	0	0	1	0	0	0	0	0	6	0	2	0	8	9					
Total	0	3	1	0	4	0	1	0	0	1	0	0	0	0	0	12	1	4	0	17	22					
6:00 PM	0	1	0	0	1	0	0	0	0	0	0	0	0	0	0	3	1	2	0	6	7					
6:15 PM	1	1	0	0	2	0	0	0	0	0	0	0	0	0	0	3	2	0	0	5	7					
Total	1	2	0	0	3	0	0	0	0	0	0	0	0	0	0	6	3	2	0	11	14					
Grand Total	3	6	3	0	12	1	3	0	0	4	0	0	0	0	0	27	4	13	0	44	60					
Approach %	25.0	50.0	25.0	0.0		25.0	75.0	0.0	0.0		0.0	0.0	0.0	0.0		61.4	9.1	29.5	0.0							
Total %	5.0	10.0	5.0	0.0	20.0	1.7	5.0	0.0	0.0	6.7	0.0	0.0	0.0	0.0	0.0	45.0	6.7	21.7	0.0	73.3						
Exiting Leg Total						14					7					33					6					60

Peak Hour Analysis from 04:30 PM to 06:30 PM begins at:

	Third Street					Broadway					Main St Access					Broadway					Total					
	from North					from East					from South					from West										
	Right	Thru	Left	U-Turn	Total	Right	Thru	Left	U-Turn	Total	Right	Thru	Left	U-Turn	Total	Right	Thru	Left	U-Turn	Total						
4:30 PM	1	0	0	0	1	0	1	0	0	1	0	0	0	0	0	3	0	2	0	5	7					
4:45 PM	1	1	2	0	4	1	1	0	0	2	0	0	0	0	0	6	0	5	0	11	17					
5:00 PM	0	1	1	0	2	0	0	0	0	0	0	0	0	0	0	2	1	0	0	3	5					
5:15 PM	0	1	0	0	1	0	0	0	0	0	0	0	0	0	0	0	0	1	0	1	2					
Total Volume	2	3	3	0	8	1	2	0	0	3	0	0	0	0	0	11	1	8	0	20	31					
% Approach Total	25.0	37.5	37.5	0.0		33.3	66.7	0.0	0.0		0.0	0.0	0.0	0.0		55.0	5.0	40.0	0.0							
PHF	0.500	0.750	0.375	0.000	0.500	0.250	0.500	0.000	0.000	0.375	0.000	0.000	0.000	0.000	0.000	0.458	0.250	0.400	0.000	0.455	0.456					
Entering Leg	2	3	3	0	8	1	2	0	0	3	0	0	0	0	0	11	1	8	0	20	31					
Exiting Leg						9					4					14					4					31
Total						17					7					14					24					62

PDI File #: **186556 MM**  
 Location: **N: Third Street S: Main St Access**  
 Location: **E: Broadway W: Broadway**  
 City, State: **Cambridge, MA**  
 Client: **VHB/ S. Mandzo-Predzic**  
 Site Code: **TBA**  
 Count Date: **Thursday, November 15, 2018**  
 Start Time: **4:30 PM**  
 End Time: **6:30 PM**  
 Class:



46 Morton Street, Framingham, MA 01702  
 Office: 508-875-0100 Fax: 508-875-0118  
 Email: datarequests@pdillc.com

**Single-Unit Trucks**

	Third Street					Broadway					Main St Access					Broadway					Total
	from North					from East					from South					from West					
	Right	Thru	Left	U-Turn	Total	Right	Thru	Left	U-Turn	Total	Right	Thru	Left	U-Turn	Total	Right	Thru	Left	U-Turn	Total	
4:30 PM	0	0	1	0	1	0	1	0	0	1	0	0	0	0	0	0	1	2	0	3	5
4:45 PM	0	1	0	0	1	0	1	0	0	1	0	0	0	0	0	0	2	4	0	6	8
<b>Total</b>	0	1	1	0	2	0	2	0	0	2	0	0	0	0	0	0	3	6	0	9	13
5:00 PM	0	0	0	0	0	0	0	0	0	0	0	0	0	0	0	2	1	1	0	4	4
5:15 PM	0	0	0	0	0	0	0	0	0	0	0	0	0	0	0	0	0	0	0	0	0
5:30 PM	0	0	0	0	0	0	1	0	0	1	0	0	0	0	0	0	0	1	0	1	2
5:45 PM	0	0	1	0	1	0	1	0	0	1	0	0	0	0	0	0	3	0	0	3	5
<b>Total</b>	0	0	1	0	1	0	2	0	0	2	0	0	0	0	0	2	4	2	0	8	11
6:00 PM	0	1	0	0	1	0	0	0	0	0	0	0	0	0	0	1	2	2	0	5	6
6:15 PM	0	0	0	0	0	2	1	0	0	3	0	0	0	0	0	0	1	5	0	6	9
<b>Total</b>	0	1	0	0	1	2	1	0	0	3	0	0	0	0	0	1	3	7	0	11	15
<b>Grand Total</b>	0	2	2	0	4	2	5	0	0	7	0	0	0	0	0	3	10	15	0	28	39
Approach %	0.0	50.0	50.0	0.0		28.6	71.4	0.0	0.0		0.0	0.0	0.0	0.0		10.7	35.7	53.6	0.0		
Total %	0.0	5.1	5.1	0.0	10.3	5.1	12.8	0.0	0.0	17.9	0.0	0.0	0.0	0.0	0.0	7.7	25.6	38.5	0.0	71.8	
Exiting Leg Total	17					12					5					5					39

**Peak Hour Analysis from 04:30 PM to 06:30 PM begins at:**

	Third Street					Broadway					Main St Access					Broadway					Total
	from North					from East					from South					from West					
	Right	Thru	Left	U-Turn	Total	Right	Thru	Left	U-Turn	Total	Right	Thru	Left	U-Turn	Total	Right	Thru	Left	U-Turn	Total	
5:30 PM	0	0	0	0	0	0	1	0	0	1	0	0	0	0	0	0	0	1	0	1	2
5:45 PM	0	0	1	0	1	0	1	0	0	1	0	0	0	0	0	0	3	0	0	3	5
6:00 PM	0	1	0	0	1	0	0	0	0	0	0	0	0	0	0	1	2	2	0	5	6
6:15 PM	0	0	0	0	0	2	1	0	0	3	0	0	0	0	0	0	1	5	0	6	9
<b>Total Volume</b>	0	1	1	0	2	2	3	0	0	5	0	0	0	0	0	1	6	8	0	15	22
% Approach Total	0.0	50.0	50.0	0.0		40.0	60.0	0.0	0.0		0.0	0.0	0.0	0.0		6.7	40.0	53.3	0.0		
PHF	0.000	0.250	0.250	0.000	0.500	0.250	0.750	0.000	0.000	0.417	0.000	0.000	0.000	0.000	0.000	0.250	0.500	0.400	0.000	0.625	0.611
Entering Leg	0	1	1	0	2	2	3	0	0	5	0	0	0	0	0	1	6	8	0	15	22
Exiting Leg	10					7					2					3					22
<b>Total</b>	12					12					2					18					44



PDI File #: **186556 MM**  
 Location: **N: Third Street S: Main St Access**  
 Location: **E: Broadway W: Broadway**  
 City, State: **Cambridge, MA**  
 Client: **VHB/ S. Mandzo-Predzic**  
 Site Code: **TBA**  
 Count Date: **Thursday, November 15, 2018**  
 Start Time: **4:30 PM**  
 End Time: **6:30 PM**  
 Class:



46 Morton Street, Framingham, MA 01702  
 Office: 508-875-0100 Fax: 508-875-0118  
 Email: datarequests@pdillc.com

**Articulated Trucks**

	Third Street					Broadway					Main St Access					Broadway					Total
	from North					from East					from South					from West					
	Right	Thru	Left	U-Turn	Total	Right	Thru	Left	U-Turn	Total	Right	Thru	Left	U-Turn	Total	Right	Thru	Left	U-Turn	Total	
4:30 PM	0	0	0	0	0	0	0	0	0	0	0	0	0	0	0	0	0	0	0	0	0
4:45 PM	0	0	0	0	0	0	0	0	0	0	0	0	0	0	0	0	0	0	0	0	0
Total	0	0	0	0	0	0	0	0	0	0	0	0	0	0	0	0	0	0	0	0	0
5:00 PM	1	0	0	0	1	0	0	0	0	0	0	0	0	0	0	0	0	0	0	0	1
5:15 PM	0	0	0	0	0	0	0	0	0	0	0	0	0	0	0	0	0	0	0	0	0
5:30 PM	0	0	0	0	0	0	0	0	0	0	0	0	0	0	0	0	0	0	0	0	0
5:45 PM	0	0	0	0	0	0	0	0	0	0	0	0	0	0	0	0	0	0	0	0	0
Total	1	0	0	0	1	0	0	0	0	0	0	0	0	0	0	0	0	0	0	0	1
6:00 PM	0	0	0	0	0	0	0	0	0	0	0	0	0	0	0	0	0	0	0	0	0
6:15 PM	0	0	0	0	0	0	0	0	0	0	0	0	0	0	0	0	0	0	0	0	0
Total	0	0	0	0	0	0	0	0	0	0	0	0	0	0	0	0	0	0	0	0	0
Grand Total	1	0	0	0	1	0	0	0	0	0	0	0	0	0	0	0	0	0	0	0	1
Approach %	100.0	0.0	0.0	0.0		0.0	0.0	0.0	0.0		0.0	0.0	0.0	0.0		0.0	0.0	0.0	0.0		
Total %	100.0	0.0	0.0	0.0	100.0	0.0	0.0	0.0	0.0	0.0	0.0	0.0	0.0	0.0	0.0	0.0	0.0	0.0	0.0	0.0	
Exiting Leg Total	0					0					0					1					1

Peak Hour Analysis from 04:30 PM to 06:30 PM begins at:

	Third Street					Broadway					Main St Access					Broadway					Total
	from North					from East					from South					from West					
	Right	Thru	Left	U-Turn	Total	Right	Thru	Left	U-Turn	Total	Right	Thru	Left	U-Turn	Total	Right	Thru	Left	U-Turn	Total	
4:30 PM	0	0	0	0	0	0	0	0	0	0	0	0	0	0	0	0	0	0	0	0	0
4:45 PM	0	0	0	0	0	0	0	0	0	0	0	0	0	0	0	0	0	0	0	0	0
5:00 PM	1	0	0	0	1	0	0	0	0	0	0	0	0	0	0	0	0	0	0	0	1
5:15 PM	0	0	0	0	0	0	0	0	0	0	0	0	0	0	0	0	0	0	0	0	0
Total Volume	1	0	0	0	1	0	0	0	0	0	0	0	0	0	0	0	0	0	0	0	1
% Approach Total	100.0	0.0	0.0	0.0		0.0	0.0	0.0	0.0		0.0	0.0	0.0	0.0		0.0	0.0	0.0	0.0		
PHF	0.250	0.000	0.000	0.000	0.250	0.000	0.000	0.000	0.000	0.000	0.000	0.000	0.000	0.000	0.000	0.000	0.000	0.000	0.000	0.000	0.250
Entering Leg	1	0	0	0	1	0	0	0	0	0	0	0	0	0	0	0	0	0	0	0	1
Exiting Leg	0					0					0					1					1
Total	1					0					0					1					2

PDI File #: 186556 MM  
 Location: N: Third Street S: Main St Access  
 Location: E: Broadway W: Broadway  
 City, State: Cambridge, MA  
 Client: VHB/ S. Mandzo-Predzic  
 Site Code: TBA  
 Count Date: Thursday, November 15, 2018  
 Start Time: 4:30 PM  
 End Time: 6:30 PM  
 Class:



**Bicycles (on Roadway and Crosswalks)**

	Third Street							Broadway							Main St Access							Broadway							Total
	from North							from East							from South							from West							
	Right	Thru	Left	U-Turn	CW-EB	CW-WB	Total	Right	Thru	Left	U-Turn	CW-SB	CW-NB	Total	Right	Thru	Left	U-Turn	CW-WB	CW-EB	Total	Right	Thru	Left	U-Turn	CW-NB	CW-SB	Total	
4:30 PM	0	2	0	0	0	0	2	0	1	1	0	1	0	3	0	2	0	0	0	1	3	1	1	1	0	1	0	4	12
4:45 PM	4	3	1	0	0	0	8	1	7	2	0	2	1	13	0	5	0	0	2	0	7	0	7	2	0	0	0	9	37
Total	4	5	1	0	0	0	10	1	8	3	0	3	1	16	0	7	0	0	2	1	10	1	8	3	0	1	0	13	49
5:00 PM	3	5	3	0	0	0	11	0	10	0	0	1	1	12	0	4	0	0	0	1	5	2	3	1	0	0	0	6	34
5:15 PM	5	6	1	0	0	0	12	3	28	2	0	7	4	44	0	7	0	0	1	0	8	1	6	2	0	0	0	9	73
5:30 PM	2	4	2	0	0	1	9	0	11	2	0	0	0	13	0	3	0	0	1	0	4	0	6	0	0	0	0	6	32
5:45 PM	0	1	1	0	0	2	4	0	8	4	0	0	0	12	0	5	0	0	1	0	6	0	5	0	0	1	0	6	28
Total	10	16	7	0	0	3	36	3	57	8	0	8	5	81	0	19	0	0	3	1	23	3	20	3	0	1	0	27	167
6:00 PM	1	3	0	0	0	0	4	0	22	1	0	0	1	24	0	5	0	0	0	0	5	1	4	1	0	0	0	6	39
6:15 PM	0	0	0	0	0	0	0	0	7	1	0	1	1	10	0	2	0	0	2	0	4	0	5	0	0	0	0	5	19
Total	1	3	0	0	0	0	4	0	29	2	0	1	2	34	0	7	0	0	2	0	9	1	9	1	0	0	0	11	58
Grand Total	15	24	8	0	0	3	50	4	94	13	0	12	8	131	0	33	0	0	7	2	42	5	37	7	0	2	0	51	274
Approach %	30.0	48.0	16.0	0.0	0.0	6.0	3.1	71.8	9.9	0.0	9.2	6.1	0.0	78.6	0.0	0.0	16.7	4.8	9.8	72.5	13.7	0.0	3.9	0.0					
Total %	5.5	8.8	2.9	0.0	0.0	1.1	18.2	1.5	34.3	4.7	0.0	4.4	2.9	47.8	0.0	12.0	0.0	0.0	2.6	0.7	15.3	1.8	13.5	2.6	0.0	0.7	0.0	18.6	
Exiting Leg Total	47							65							51							111							274

Peak Hour Analysis from 04:30 PM to 06:30 PM begins at:

	Third Street							Broadway							Main St Access							Broadway							Total
	from North							from East							from South							from West							
	Right	Thru	Left	U-Turn	CW-EB	CW-WB	Total	Right	Thru	Left	U-Turn	CW-SB	CW-NB	Total	Right	Thru	Left	U-Turn	CW-WB	CW-EB	Total	Right	Thru	Left	U-Turn	CW-NB	CW-SB	Total	
4:45 PM	4	3	1	0	0	0	8	1	7	2	0	2	1	13	0	5	0	0	2	0	7	0	7	2	0	0	0	9	37
5:00 PM	3	5	3	0	0	0	11	0	10	0	0	1	1	12	0	4	0	0	0	1	5	2	3	1	0	0	0	6	34
5:15 PM	5	6	1	0	0	0	12	3	28	2	0	7	4	44	0	7	0	0	1	0	8	1	6	2	0	0	0	9	73
5:30 PM	2	4	2	0	0	1	9	0	11	2	0	0	0	13	0	3	0	0	1	0	4	0	6	0	0	0	0	6	32
Total Volume	14	18	7	0	0	1	40	4	56	6	0	10	6	82	0	19	0	0	4	1	24	3	22	5	0	0	0	30	176
% Approach Total	35.0	45.0	17.5	0.0	0.0	2.5	4.9	68.3	7.3	0.0	12.2	7.3	0.0	79.2	0.0	0.0	16.7	4.2	10.0	73.3	16.7	0.0	0.0	0.0					
PHF	0.700	0.750	0.583	0.000	0.000	0.250	0.833	0.333	0.500	0.750	0.000	0.357	0.375	0.466	0.000	0.679	0.000	0.000	0.500	0.250	0.750	0.375	0.786	0.625	0.000	0.000	0.000	0.833	0.603
Entering Leg	14	18	7	0	0	1	40	4	56	6	0	10	6	82	0	19	0	0	4	1	24	3	22	5	0	0	0	30	176
Exiting Leg	29							45							32							70							176
Total	69							127							56							100							352

PDI File #: 186556 MM  
 Location: N: Third Street S: Main St Access  
 Location: E: Broadway W: Broadway  
 City, State: Cambridge, MA  
 Client: VHB/ S. Mandzo-Predzic  
 Site Code: TBA  
 Count Date: Thursday, November 15, 2018  
 Start Time: 4:30 PM  
 End Time: 6:30 PM  
 Class:



46 Morton Street, Framingham, MA 01702  
 Office: 508-875-0100 Fax: 508-875-0118  
 Email: datarequests@pdilic.com

**Pedestrians**

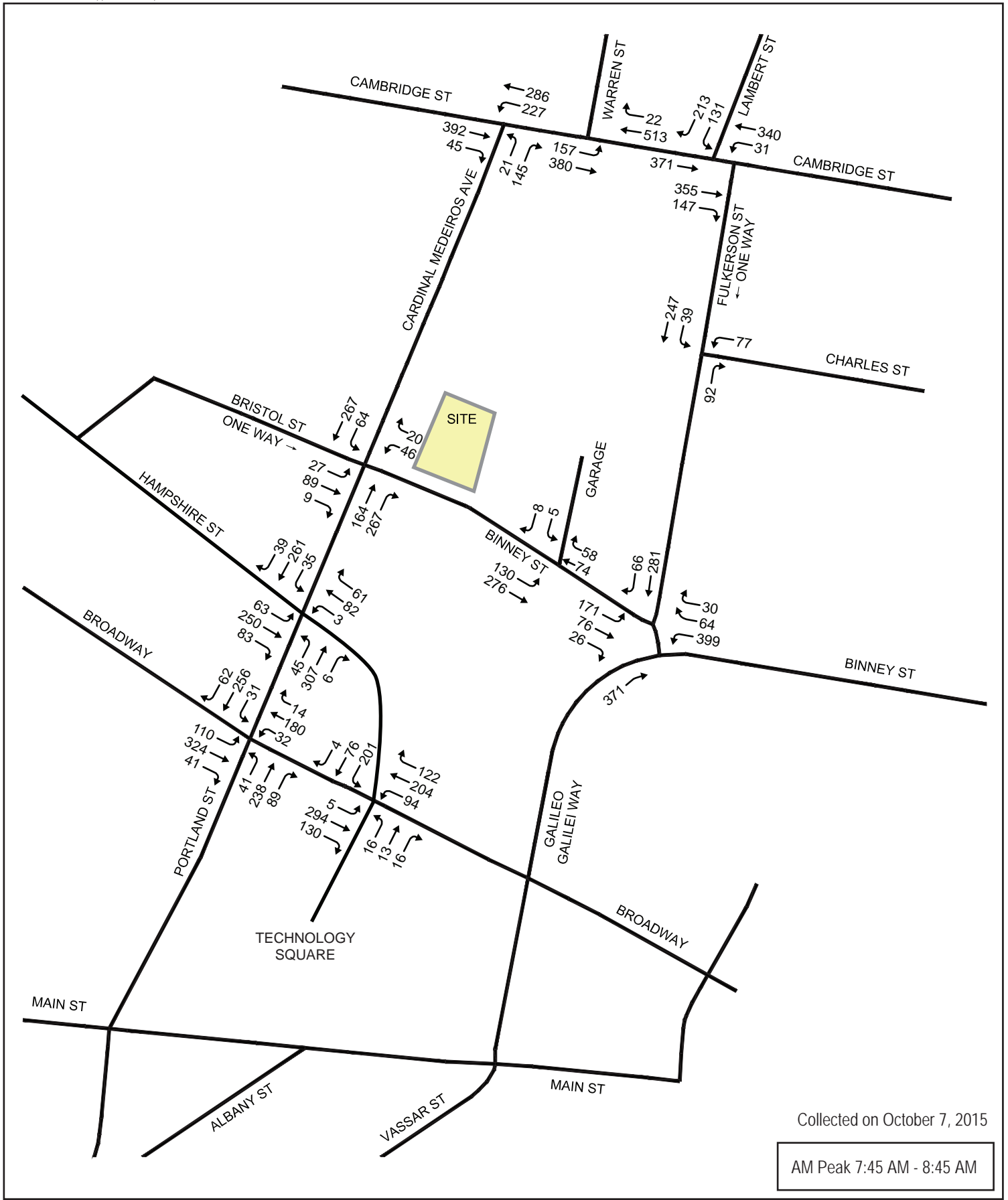
	Third Street								Broadway								Main St Access								Broadway								Total
	from North								from East								from South								from West								
	Right	Thru	Left	U-Turn	CW-EB	CW-WB	Total		Right	Thru	Left	U-Turn	CW-SB	CW-NB	Total		Right	Thru	Left	U-Turn	CW-WB	CW-EB	Total		Right	Thru	Left	U-Turn	CW-NB	CW-SB	Total		
4:30 PM	0	0	0	0	11	29	40	0	0	0	0	129	49	178	0	0	0	0	42	32	74	0	0	0	0	23	49	72	364				
4:45 PM	0	0	0	0	5	14	19	0	0	0	0	139	30	169	0	0	0	0	50	27	77	0	0	0	0	45	42	87	352				
<b>Total</b>	0	0	0	0	16	43	59	0	0	0	0	268	79	347	0	0	0	0	92	59	151	0	0	0	0	68	91	159	716				
5:00 PM	0	0	0	0	14	31	45	0	0	0	0	210	58	268	0	0	0	0	82	31	113	0	0	0	0	33	64	97	523				
5:15 PM	0	0	0	0	17	37	54	0	0	0	0	167	43	210	0	0	0	0	80	27	107	0	0	0	0	32	77	109	480				
5:30 PM	0	0	0	0	14	39	53	0	0	0	0	171	43	214	0	0	0	0	35	18	53	0	0	0	0	31	42	73	393				
5:45 PM	0	0	0	0	20	40	60	0	0	0	0	138	45	183	0	0	0	0	36	22	58	0	0	0	0	37	65	102	403				
<b>Total</b>	0	0	0	0	65	147	212	0	0	0	0	686	189	875	0	0	0	0	233	98	331	0	0	0	0	133	248	381	1799				
6:00 PM	0	0	0	0	18	40	58	0	0	0	0	120	45	165	0	0	0	0	20	15	35	0	0	0	0	24	59	83	341				
6:15 PM	0	0	0	0	14	57	71	0	0	0	0	113	68	181	0	0	0	0	16	22	38	0	0	0	0	60	54	114	404				
<b>Total</b>	0	0	0	0	32	97	129	0	0	0	0	233	113	346	0	0	0	0	36	37	73	0	0	0	0	84	113	197	745				
<b>Grand Total</b>	0	0	0	0	113	287	400	0	0	0	0	1187	381	1568	0	0	0	0	361	194	555	0	0	0	0	285	452	737	3260				
Approach %	0	0	0	0	28.3	71.8		0	0	0	0	75.7	24.3		0	0	0	0	65	35		0	0	0	0	38.7	61.3						
Total %	0	0	0	0	3.47	8.8	12.3	0	0	0	0	36.4	11.7	48.1	0	0	0	0	11.1	5.95	17	0	0	0	0	8.74	13.9	22.6					
Exiting Leg Total	400							1568							555							737							3260				

Peak Hour Analysis from 04:30 PM to 06:30 PM begins at:

	Third Street								Broadway								Main St Access								Broadway								Total
	from North								from East								from South								from West								
	Right	Thru	Left	U-Turn	CW-EB	CW-WB	Total		Right	Thru	Left	U-Turn	CW-SB	CW-NB	Total		Right	Thru	Left	U-Turn	CW-WB	CW-EB	Total		Right	Thru	Left	U-Turn	CW-NB	CW-SB	Total		
5:00 PM	0	0	0	0	14	31	45	0	0	0	0	210	58	268	0	0	0	0	82	31	113	0	0	0	0	33	64	97	523				
5:15 PM	0	0	0	0	17	37	54	0	0	0	0	167	43	210	0	0	0	0	80	27	107	0	0	0	0	32	77	109	480				
5:30 PM	0	0	0	0	14	39	53	0	0	0	0	171	43	214	0	0	0	0	35	18	53	0	0	0	0	31	42	73	393				
5:45 PM	0	0	0	0	20	40	60	0	0	0	0	138	45	183	0	0	0	0	36	22	58	0	0	0	0	37	65	102	403				
<b>Total Volume</b>	0	0	0	0	65	147	212	0	0	0	0	686	189	875	0	0	0	0	233	98	331	0	0	0	0	133	248	381	1799				
<b>% Approach Total</b>	0.0	0.0	0.0	0.0	30.7	69.3		0.0	0.0	0.0	0.0	78.4	21.6		0.0	0.0	0.0	0.0	70.4	29.6		0.0	0.0	0.0	0.0	34.9	65.1						
PHF	0.000	0.000	0.000	0.000	0.813	0.919	0.883	0.000	0.000	0.000	0.000	0.817	0.815	0.816	0.000	0.000	0.000	0.000	0.710	0.790	0.732	0.000	0.000	0.000	0.000	0.899	0.805	0.874	0.860				
Entering Leg	0	0	0	0	65	147	212	0	0	0	0	686	189	875	0	0	0	0	233	98	331	0	0	0	0	133	248	381	1799				
Exiting Leg	212							875							331							381							1799				
<b>Total</b>	424							1750							662							762							3598				

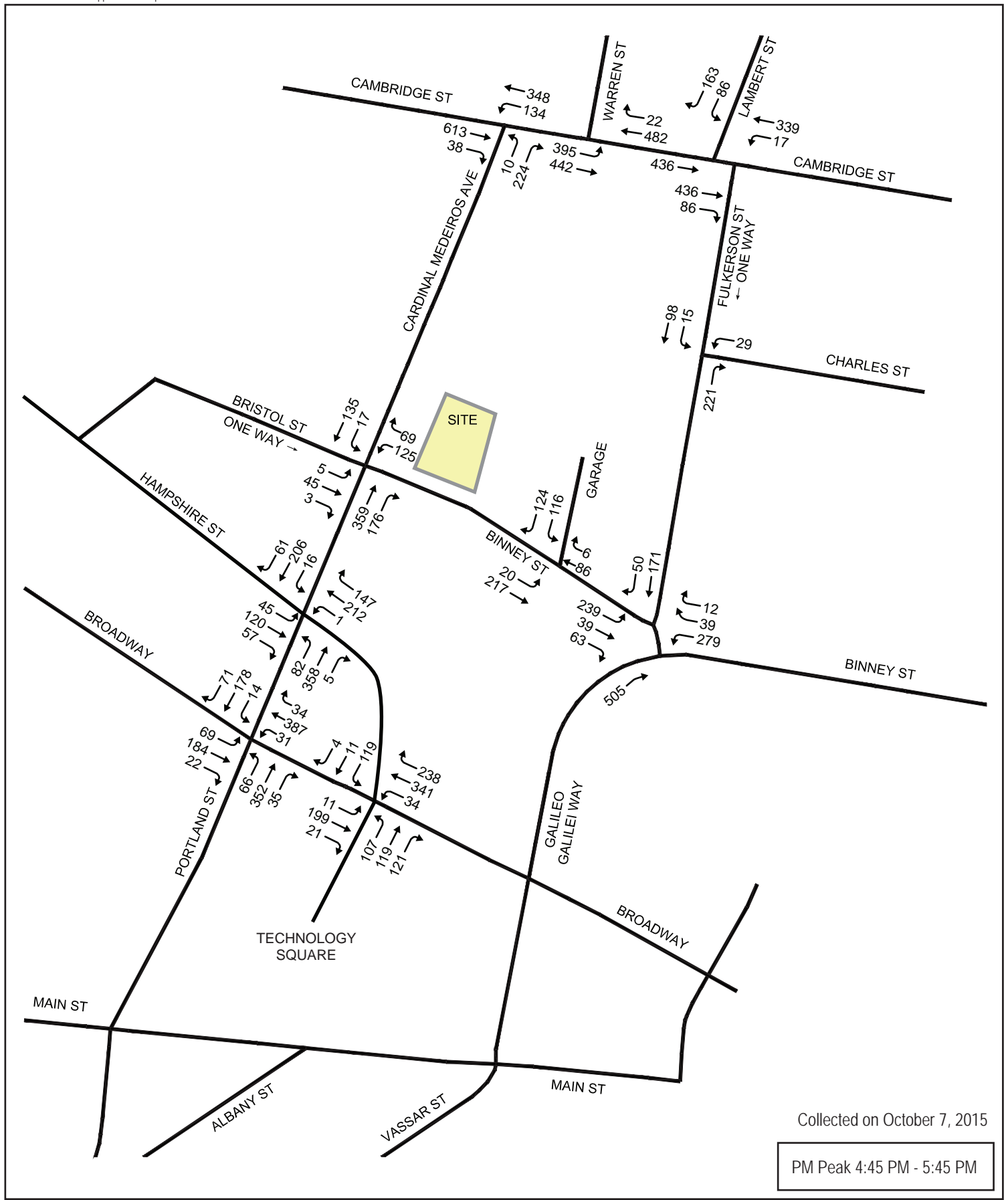
# Turning Movement Counts and ATRs (2018)

## 399 Binney Street TMCs



Collected on October 7, 2015

AM Peak 7:45 AM - 8:45 AM



# Binney Street at Third Street MioVision Counts























11/14/2019 14:15	1	2	0	0	0	0	0	2	1	0	0	0	0	1	0	0	0	0	0	5	2	0	0	0
11/14/2019 14:30	0	4	0	0	0	0	0	4	0	0	0	0	0	0	2	0	0	0	1	3	0	0	0	0
11/14/2019 14:45	0	4	0	0	0	0	0	1	3	0	0	0	0	2	0	0	0	0	0	3	2	0	0	0
11/14/2019 15:00	0	2	1	0	0	0	0	3	1	0	0	0	0	4	0	0	0	0	0	1	3	0	0	0
11/14/2019 15:15	1	1	0	0	0	0	0	1	1	0	0	0	1	1	0	0	0	0	0	3	1	0	0	0
11/14/2019 15:30	2	3	0	0	0	0	0	2	1	0	0	0	0	1	1	0	0	0	0	1	2	0	0	0
11/14/2019 15:45	0	1	0	0	0	0	0	1	0	0	0	0	0	1	0	0	0	0	1	4	3	0	0	0
11/14/2019 16:00	0	0	0	0	0	0	0	1	4	0	0	0	0	2	1	0	0	0	0	1	3	0	0	0
11/14/2019 16:15	0	0	0	0	0	0	0	0	1	0	0	0	0	1	0	0	0	0	0	4	0	0	0	0
11/14/2019 16:30	1	0	0	0	0	0	0	3	0	0	0	0	0	1	0	0	0	0	0	0	1	0	0	0
11/14/2019 16:45	1	2	0	0	0	0	0	0	1	0	0	0	0	0	0	0	0	0	1	1	0	0	0	0
11/14/2019 17:00	0	1	0	0	0	0	0	0	0	0	0	0	0	0	0	0	0	0	1	2	0	0	0	0
11/14/2019 17:15	0	1	0	0	0	0	0	1	0	0	0	0	1	0	0	0	0	0	0	2	2	0	0	0
11/14/2019 17:30	0	1	0	0	0	0	0	0	0	0	0	0	0	0	0	0	0	0	0	1	1	0	0	0
11/14/2019 17:45	2	0	0	0	0	0	0	0	1	0	0	0	0	0	0	0	0	0	1	1	2	0	0	0
11/14/2019 18:00	0	0	0	0	0	0	0	1	1	0	0	0	0	0	0	0	0	0	0	4	0	0	0	0
11/14/2019 18:15	0	0	0	0	0	0	0	2	0	0	0	0	0	0	0	0	0	0	0	1	0	0	0	0
11/14/2019 18:30	0	0	0	0	0	0	0	0	1	0	0	0	0	0	0	0	0	0	0	0	0	0	0	0
11/14/2019 18:45	0	0	0	0	0	0	0	0	0	0	0	0	0	0	0	0	0	0	0	0	1	0	0	0
11/14/2019 19:00	0	1	0	0	0	0	0	0	0	0	0	0	0	0	0	0	0	0	0	0	0	0	0	0
11/14/2019 19:15	0	0	0	0	0	0	0	0	2	0	0	0	0	0	0	0	0	0	0	0	0	0	0	0
11/14/2019 19:30	0	0	0	0	0	0	0	0	0	0	0	0	0	0	0	0	0	0	0	0	0	0	0	0
11/14/2019 19:45	0	0	0	0	0	0	0	1	0	0	0	0	0	0	0	0	0	0	0	1	0	0	0	0
11/14/2019 20:00	0	0	0	0	0	0	0	0	0	0	0	0	0	0	0	0	0	0	0	0	1	0	0	0
11/14/2019 20:15	0	0	0	0	0	0	0	0	0	0	0	0	0	0	0	0	0	0	0	0	0	0	0	0
11/14/2019 20:30	0	0	0	0	0	0	0	0	0	0	0	0	0	0	0	0	0	0	0	0	0	0	0	0
11/14/2019 20:45	0	0	0	0	0	0	0	0	0	0	0	0	0	0	0	0	0	0	0	1	0	0	0	0
11/14/2019 21:00	0	0	0	0	0	0	0	0	0	0	0	0	0	0	0	0	0	0	0	1	0	0	0	0
11/14/2019 21:15	0	0	0	0	0	0	0	0	0	0	0	0	0	0	0	0	0	0	0	0	0	0	0	0
11/14/2019 21:30	0	0	0	0	0	0	0	0	0	0	0	0	0	0	0	0	0	0	0	0	0	0	0	0
11/14/2019 21:45	0	0	0	0	0	0	0	0	0	0	0	0	0	0	0	0	0	0	0	1	0	0	0	0
11/14/2019 22:00	0	0	0	0	0	0	0	0	0	0	0	0	0	0	0	0	0	0	1	0	1	0	0	0
11/14/2019 22:15	1	0	0	0	0	0	0	0	0	0	0	0	0	0	0	0	0	0	0	0	0	0	0	0
11/14/2019 22:30	0	0	0	0	0	0	0	0	0	0	0	0	0	0	0	0	0	0	1	0	0	0	0	0
11/14/2019 22:45	0	0	0	0	0	0	0	0	0	0	0	0	0	0	0	0	0	0	0	0	0	0	0	0
11/14/2019 23:00	0	0	0	0	0	0	0	0	0	0	0	0	0	0	0	0	0	0	0	0	0	0	0	0
11/14/2019 23:15	0	0	0	0	0	0	0	0	0	0	0	0	0	0	0	0	0	0	0	0	0	0	0	0
11/14/2019 23:30	0	0	0	0	0	0	0	0	0	0	0	0	0	0	0	0	0	0	0	0	0	0	0	0
11/14/2019 23:45	0	0	0	0	0	0	0	0	0	0	0	0	0	0	0	0	0	0	0	1	0	0	0	0









## Background Projects

399 Binney Street

Alexandria Center at Kendall Square

MIT Kendall Square Redevelopment Project (SOMA/NOMA)

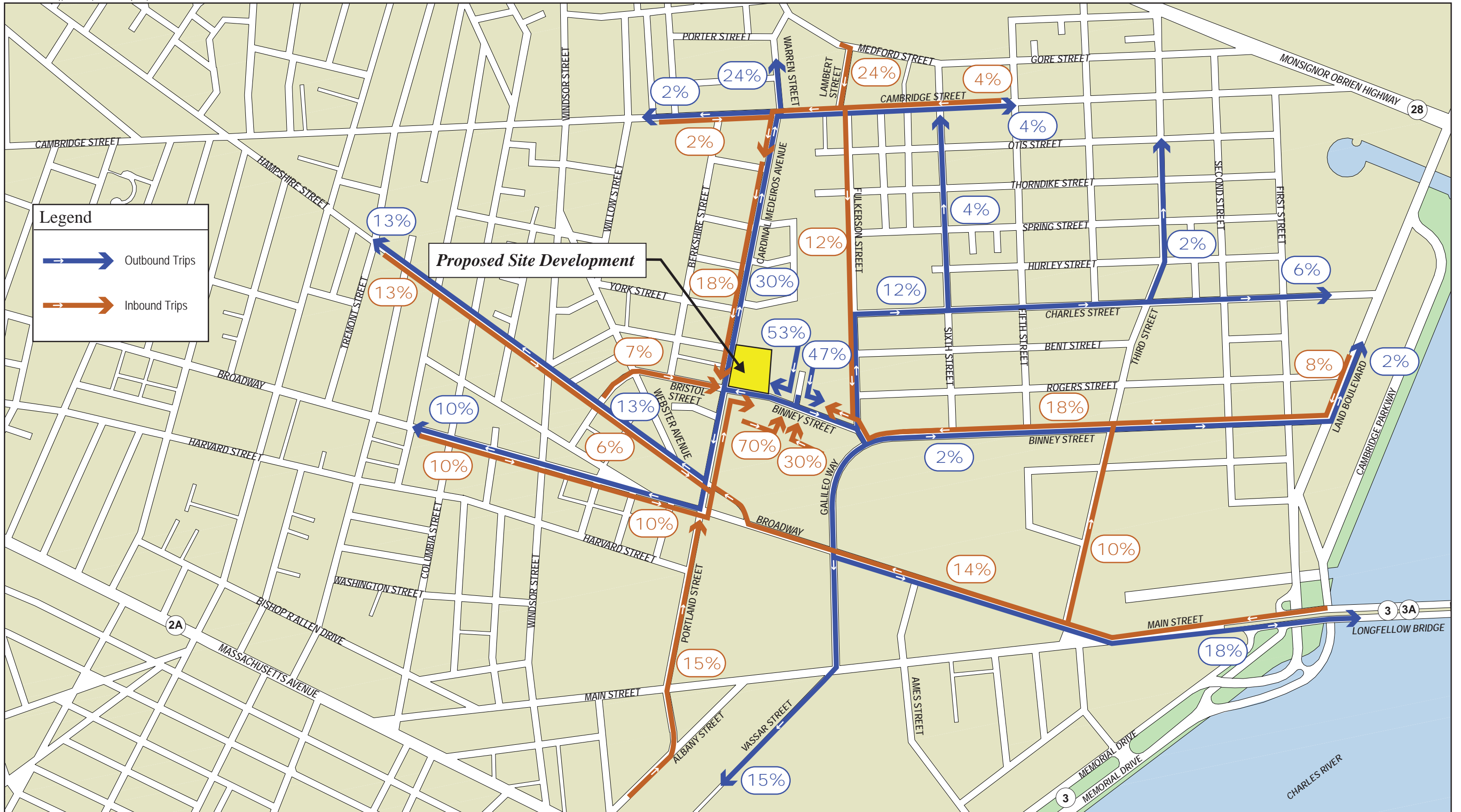
Kendall Square Urban Renewal Project (KSURP) – Amendment 10

Courthouse Redevelopment Project – 40 Thorndike Street

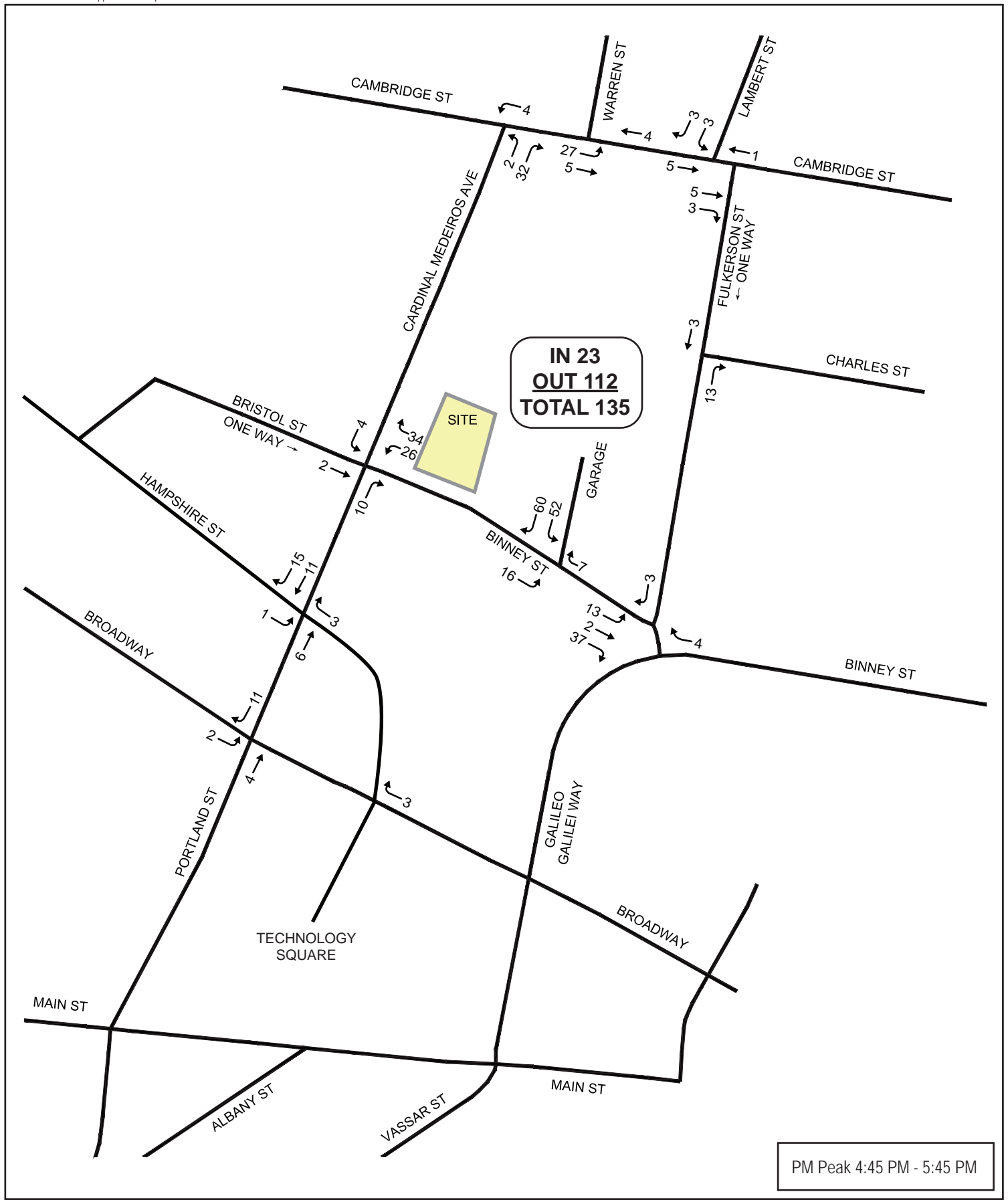


# 399 Binney Street











**CITY OF CAMBRIDGE**  
**Traffic, Parking and Transportation**  
344 Broadway  
Cambridge, Massachusetts 02139

[www.cambridgema.gov/traffic](http://www.cambridgema.gov/traffic)

Joseph Barr, Director  
Brad Gerratt, Assistant Director for Parking Management  
Brooke McKenna, Assistant Director for Street Management

Phone: (617) 349-4700  
Fax: (617) 349-4747

## MEMORANDUM

**To:** Cambridge Planning Board  
**From:** Joseph E. Barr, Director  
**Date:** February 22, 2016  
**Re:** 399 Binney Street project (PB#310)

The Traffic, Parking & Transportation Department (TP&T) has reviewed the Transportation Impact Study (TIS) for the 399 Binney Street Project, by DivcoWest. The proposed project will demolish two existing buildings at the corner of Binney Street and Cardinal Medeiros, totaling 38,200 square feet (sf) known as Buildings 1500 and 1700 at the One Kendall Square (OKS) complex, and construct an office/lab building totaling 172,500 square feet, including approximately 1,900 sf ancillary retail space. Parking for the project will be accommodated at the existing on-site parking garage.

TP&T certified the TIS as complete and reliable on January 11, 2016. The TIS was conservative because it evaluated an 180,000 sf building (compared to 172,500 sf proposed) and did not take any trip credits for the existing buildings. The TIS indicated that the project will generate a total of:

- 990 daily vehicle trips including, 148 AM and 135 PM peak hour vehicle trips,
- 750 daily transit trips (112 AM/103 PM peak hour transit trips),
- 694 daily pedestrian trips (104 AM/95 PM peak hour pedestrian trips) and,
- 306 daily bicycle trips (46 AM/42 PM peak hour bicycle trips).

The Project's TIS, like all Cambridge Traffic Impact Studies, evaluated a Future 5-year Build scenario condition which takes into account other area development projects and a general 0.5% per year background traffic growth rate. The TIS accounted for 7 other development projects in various stages of development, including Alexandria's Binney Street development, 88 Ames Street, MIT Kendall Square Redevelopment, 249 Third Street project, First Street mixed use project, the Middlesex County Courthouse redevelopment, and North Point.

The TIS indicated that the project had 4 planning board special permit transportation exceedances including a decrease in vehicle level of service from D to E in the morning peak hour at the Hampshire Street/Broadway/Tech Square intersection and three exceedances for bicycle facilities on Cardinal Medeiros Avenue, Binney Street and Bristol Street. It should be noted the bicycle exceedances are an existing condition (e.g. no bicycle lanes), although the project will create additional bicycle trips. The full TIS summary is attached.

TP&T has been working with the applicant on this project and offers the Planning Board the following general comments and parking comments, followed by items that we believe need further review, and lastly, our recommended project mitigation:

## **1.0 General Comments:**

### **1.1. Site Plan and Circulation**

- a) The project will have a positive impact on the Binney Street and Cardinal Medeiros Avenue by consolidating curb cuts and improving the sight lines at the Cardinal Medeiros Avenue/Binney/Bristol intersection by setting the proposed building back.
- b) The proposed new courtyard off of Cardinal Medeiros Avenue and a new pedestrian plaza off of Binney Street will improve pedestrian conditions in the area.
- c) TP&T supports converting the existing pedestrian crossing on Binney Street into a raised pedestrian crossing, subject to final City approvals, including approval by the Fire Department.

### **1.2 Loading**

- a) TP&T supports the applicant's request for a special permit to allow the curb cut width on Cardinal Medeiros for the loading dock to exceed 30 feet (to be about 41.5 feet) because the curb cut will serve the loading dock for the 399 Binney Street building and the existing cinema loading dock.

### **1.3 Bicycle**

- a) TP&T and the Community Development Department (CDD) are concerned about the access to the short-term and long-term bicycle parking spaces from Binney Street, which would require either entering through the lobby of the parking garage, which may be inconvenient for bicyclists, or passing through the proposed plaza between the garage and 399 Binney Street, which is more convenient but may conflict with pedestrians using the plaza.
- b) TP&T thanks the applicant for offering to provide a bicycle count station, similar to the EcoTotem recently installed on Broadway. However, TP&T believes that an EcoTotem would be of limited value to the city in this location, and that mitigation resources would be better directed to supporting the ongoing operations of the existing Hubway Station currently located on the Hampshire Street side of One Kendall Square.

### **1.4 Grand Junction multi-use path**

- c) The City of Cambridge has long identified the Grand Junction railroad right of way as a location for a multi-use path. TP&T thanks the applicant for working with the City to accommodate the future Grand Junction multi-use pathway by adjusting the curb line of the garage driveway to be a minimum 26 feet from the rail centerline and agreeing to convey a strip of land to the City.

## **2.0 Vehicle Parking:**

- a) The One Kendall garage is currently registered for 1,530 parking spaces, of which 1,050 are permitted as "commercial parking" spaces, meaning that they are allowed to serve any members of the general public. A total of 480 spaces are currently dedicated for existing employees/customers of the One Kendall Square complex.
- b) The TIS indicated that on average the parking garage has 630 unoccupied spaces.
- c) The proposed 399 Binney Street building will require a minimum of 225 parking spaces per zoning; however, the TIS anticipates an actual parking demand of approximately 216 spaces.

- d) The project also proposes reducing the number of parking spaces in the garage by about 20 in order to add bicycle parking spaces.
- e) With the 399 Binney Street project, the One Kendall Square garage will have just enough parking to meet the minimum zoning parking requirements for the entire One Kendall Square complex. However, based on direct observation and study, it is expected that the garage will continue to have several hundred excess parking spaces available at any given point in time.
- f) The applicant is also requesting a Special Permit to reduce the total number of zoning required parking spaces by 231 spaces, based on the rationale that the office/lab building and the cinema will have peak parking demands at different times of the day and week. The request of 231 spaces equals 75% of the number of spaces required for the cinema, which is the greatest reduction that can be authorized by the "shared parking" rationale. While reducing the requirement will not further reduce the actual number of parking spaces in existence, it will ensure that additional parking spaces will remain available to serve other uses or the general public.
- g) TP&T supports the special permit request for reduction in required parking based on the "shared parking" rationale, with the following conditions:
  - i. Prior to the issuance of the project's building permit the applicant must re-register the One Kendall Square parking garage with TP&T to update the exact number of spaces and users, consistent, however, with the terms of the January 25, 1993 garage permit.
  - ii. The applicant should remain open to other potential uses for the commercial parking spaces that will not be needed to meet the One Kendall Square complex parking demands. These could for example, be used to provide parking for new buildings in the area instead of building new parking spaces for these projects. They may also continue to serve the One Kendall Square complex parking needs. Commercial parking spaces have a high degree of flexibility on their use, but may also have limitations based on zoning and/or other parking regulations.
  - iii. The applicant should provide annual reports to TP&T on the daily and peak hour garage occupancy for vehicles and bicycles by user groups, including use of commercial parking spaces for parkers not associated with the One Kendall Square complex. The annual reports will be part of the Monitoring requirements described below. The specific data provided and format of the report shall be approved by TP&T in coordination with the applicant.
  - iv. The One Kendall Square garage should continue to provide free parking for Cambridge residents during declared snow emergencies, which has been very helpful in the past for residents wishing to move their cars off city streets while snow clearance takes place.

### 3.0 Items for Further Review

TP&T believes that the following items require further review:

- a) The applicant should explore additional options with TP&T and CDD for access to the short-term and long-term bicycle parking from Binney Street for final review and approval of the bicycle parking design, layout and access routes and equipment specifications.
- b) The final garage driveway design should be approved by TP&T. It should not contain landscaping elements over 3 feet tall that could block sightlines for vehicles exiting the driveway.
- c) The final design of the loading dock area should be as functional and safe as possible (i.e. sight lines, exit warning devices, etc.) and approved by TP&T.
- d) The applicant should create a loading dock management plan that minimizes the impacts, particularly during peak periods.

- e) The applicant should support the existing Hubway station on the city sidewalk adjacent to the Hampshire Street plaza or find a location approved by the City to locate it within the plaza. Ongoing financial contribution is addressed in 4.3(b) below.

**4.0 Transportation Mitigation:**

To lessen the traffic impacts from the project, TP&T recommends the following special permit conditions:

**4.1. Prior to the issuance of the project's Building Permit:**

- a) The applicant shall commit to conveying (in fee or easement, in a manner agreeable to the applicant and the City) the strip of land along the Grand Junction rail line for future public use as the Grand Junction multi-use path at a mutually acceptable time following the contemplated expansion of the TDR donating district to include the subject land; however, refusal or delay by the City reaching an agreement should not prevent or delay the 399 Binney development.

**4.2 Prior to the issuance of the project's Occupancy Permit:**

- a) If approved by the City, the applicant should construct the raised pedestrian crossing on Binney Street.
- b) The applicant should replace the existing bicycle racks at the One Kendall Square complex that are not consistent with the city's current standards for the rack design. For example, bike racks that look like radiators or multiple hooped racks do not meet city rack designs and should be replaced by racks that do, such as, inverted U, single hoops or post and ring type racks. This will provide more effective and functional bicycle parking.
- c) The applicant should install a new traffic signal controller, cabinet and updated conduit as needed, to replace aging equipment at the intersection of Hampshire Street at Cardinal Medeiros Ave. The intersection will continue to serve both the Hampshire Street and Broadway intersection from this one cabinet.
- d) The applicant should update the existing real-time vehicle and bike count station at the Cardinal Medeiros/Hampshire Street intersection to include vehicles and bikes traveling northbound on Portland and southbound on Cardinal Medeiros, and install a new real-time vehicle and bike count station at the Binney Street/Fulkerson/Galileo Galilei Way intersection.
- e) The applicant should contribute \$X toward work on improving transit conditions in the Kendall Square area, such as funding studies or other transit initiatives. Funds should be provided to the City or an entity approved by the City such as the Kendall Square Transit Enhancement Fund being created and managed by the City and the Cambridge Redevelopment Authority.

Item e)  
is still  
being  
conside  
red by  
TPT.

**4.3 After the issuance of the Occupancy Permit:**

- a) When the project is 80% or more occupied, or 1 year after occupancy of the project, whichever is sooner, the applicant should conduct new traffic counts at the Cardinal Medeiros/Binney/Bristol intersection, and complete a traffic signal warrant analysis. If it is determined by TP&T that a traffic signal should be installed, the applicant should be required to install it. This will help mitigate the project's 101 new AM and 76 new PM peak hour vehicle trips at this intersection.

- b) The applicant should contribute the annual operating and maintenance costs for the Hubway station located near or on the Hampshire Street plaza, on an ongoing basis based on a schedule to be developed by the applicant and the City.

**5.0 Transportation Demand Management (TDM) Plan:**

In the project's TIS and Planning Board Project Review Special Permit application, the applicant committed to preparing a comprehensive Transportation Demand Management (TDM) program to lessen the project's transportation impacts. TP&T recommends that the applicant be obligated to implement the following TDM measures for employees and patrons at the 399 Binney Street project:

- a) Continue to make available at least eight parking spaces in the garage for carsharing vehicles, as demand warrants.
- b) Provide air pumps and other bike tools, such as a "fix-it" stand, in the bicycle parking area in the One Kendall Square garage.
- c) The property owner will become a member of the Charles River Transportation Management Association (CRTMA) or other similar organization acceptable to TP&T, and extend Emergency Ride Home and ridematching benefits to all employees through CRTMA or other providers acceptable to TP&T.
- d) Provide stickers for the EZRide Shuttle (or other similar service acceptable to TP&T providing shuttle service to MBTA red and green lines) to all employees at 399 Binney, at a minimum, which can (but is not required to) be extended to all employees at the One Kendall complex.
- e) Provide 100% MBTA pass subsidies to employees at 399 Binney Street (up to the federal maximum).
- f) Provide a subsidy in the amount of \$50 per month (to increase with inflation) to employees at 399 Binney who bike or walk to work at least 3 days per week.
- g) Charge market rate parking fees directly to employees, either through payroll deduction or daily garage entrance fees.
- h) Provide employee an option for no monthly parking passes, but instead charge employees by the day for parking, which will encourage employees to make different commute mode choices each day instead of thinking of themselves as single-mode commuters.
- i) Provide a minimum of 15 dedicated parking spaces for carpooling/vanpooling in the garage, as demand warrants.
- j) Either install a real-time multimodal transportation display screen at 399 Binney Street to help people decide which mode to choose for each trip (transit, carsharing vehicle, Hubway bike share, etc.), or establish a transportation information center located in an area that is central, visible, convenient, and equally accessible to all employees and visitors. The center will feature information on:
  - i. Available pedestrian and bicycle facilities in the vicinity of the project site
  - ii. MBTA maps, schedules, and fares
  - iii. Area shuttle map and schedule, if one exists
  - iv. "Getting Around in Cambridge" map and other CitySmart materials (available at the Cambridge Community Development office)
  - v. Location of bicycle parking
  - vi. Hubway regional bikeshare system
  - vii. Carsharing
  - viii. Ride-matching
  - ix. Other pertinent transportation information



- k) Designate a transportation coordinator (TC) for the site to manage the TDM program. The TC will also oversee the marketing and promotion of transportation options in a variety of ways:
  - I. Posting information in a prominent location in the building and on the Project's website, Social media, and property newsletters.
  - II. Responding to individual requests for information in person and via phone and email.
  - III. Performing annual transportation surveys.
- l) The TC will compile and distribute up-to-date information explaining all transportation options to all new employees as part of their New Employee Packet. The packets will contain information on both the range of options available and any building manager programs to support the use of these options.
- m) The TC will be on-site during a minimum of 2 hours per week and will be available during other times to employees via email and telephone. Email and phone information for the TC will be posted in the transportation information center.
- n) The TC will participate in any TC trainings offered by the City of Cambridge or local TMA.

The applicant is also encouraged to extend some of or all of these programs and services to other employees and tenants in the OKS complex, to further help achieve the City's overall transportation goals.

#### **6.0 Transportation Monitoring Program:**

The property owner will implement an annual transportation monitoring program for the 399 Binney Street project to include:

- a) Annual survey of office/lab and retail employees and retail patrons.
- b) The information reported will include, but not be limited to, mode shares by origin, response rate, number of employees, number of parking access cards issued and user type, status of required TDM measures, and trend data over time.
- c) The property owner should provide annual reports to the TP&T and CDD on the monthly and hourly weekday and weekend garage occupancy (vehicles and bicycles), including user groups of the garage. This report shall be for the full garage, not just use of the garage by the 399 Binney Street project. The report should include, but not limited to, daily and peak hour garage occupancy for vehicles and bicycle by user groups, including use of commercial parking spaces for parkers not associated with the One Kendall Square complex. The data and format shall be approved by CDD and TP&T based on reporting by the garage operator.
- d) All surveys and counts shall be designed and conducted in a manner approved by CDD and TP&T and approved before issuance of the first Certificate of Occupancy. Monitoring and surveying shall begin when the occupancy of the project has reached ninety percent (90%) or within one year of the date of the first Certificate of Occupancy, whichever is sooner. If the Certificate of Occupancy is issued between September 1<sup>st</sup> and February 29<sup>th</sup>, the monitoring should take place during the months of September or October and be reported to the City no later than November 30. If the Certificate of Occupancy is issued between March 1<sup>st</sup> and August 31<sup>st</sup>, monitoring should take place during the months of April or May and be reported to the City no later than June 30.

**CITY OF CAMBRIDGE**

Summary Sheet

**Special Permit Transportation Impact Study (TIS)****Planning Board Permit Number:**

**PROJECT NAME:** 399 Binney Street - One Kendall Square  
 Address: 399 Binney Street  
Cambridge, MA 02139  
 Owner/Developer Name: DivcoWest LLC.  
 Contact Person: Jeffrey Longnecker  
 Contact Address: One Kendall Square, Suite B3201  
Cambridge, MA 02139  
 Contact Phone: (617) 720-7436

**SIZE:**

ITE sq. ft.: 180,000 SF  
 Zoning sq. ft.: 172,500 SF  
 Land Use Type: OFFICE

**PARKING:**

Existing Parking Spaces: 1530 Use: Parking Garage - One Kendall  
 New Parking Spaces: 1530 Use: Parking Garage - One Kendall  
 Date of Parking Registration Approval: January 25, 1993

**TRIP GENERATION:**

	Daily	AM Peak Hour	PM Peak Hour	Saturday Peak Hour (retail only)
Total Trips	2776	414	379	
Vehicle	990	148	135	
Transit	750	112	103	
Pedestrian	694	104	95	
Bicycle	306	46	42	

**MODE SPLIT (PERSON TRIPS):** Vehicles (SOV): 32 % Bicycle: 11%  
 Rideshare (HOV): 5 % Pedestrian: 25%  
 Transit: 27%

**TRANSPORTATION CONSULTANT:**

Company Name: Tetra Tech, Inc.  
 Contact Name: Erik Maki, P.E., PTOE  
 Phone: (508) 786-2255

Date of Building Permit Approval: \_\_\_\_\_

**CITY OF CAMBRIDGE**      **Planning Board Criteria Performance Summary**  
**Special Permit Transportation Impact Study (TIS)**      **Page 1**

**Planning Board Permit Number:** \_\_\_\_\_

**Project Name:** 399 Binney Street - One Kendall Square

**Total Data Entries =** 20

**Total Number of Criteria Exceedances =** 4

**1. Project Vehicle Trip Generation**

Weekday = 990    AM Peak Hour = 148    PM Peak Hour = 135    Meets Criteria? [Y/N] **N**

**2. Level of Service (LOS)**

Intersection <i>[Name / Name]</i>	A.M. Peak Hour			P.M. Peak Hour		
	Existing <i>[A-F]</i>	With Project <i>[A-F]</i>	Meets Criteria? <i>[Y/N]</i>	Existing <i>[A-F]</i>	With Project <i>[A-F]</i>	Meets Criteria? <i>[Y/N]</i>
Cardinal Medeiros / Portland / Hampshire	C	C	N	C	C	N
Portland / Broadway	D	D	N	C	C	N
Tech Square / Hampshire / Broadway	D	E	Y	D	D	N
Binney / Fulkerson / Galileo Galilei	E	F	N	D	D	N

**3. Traffic on Residential Streets**

Street Segment <i>[Name]</i>	A.M. Peak Hour			P.M. Peak Hour		
	Existing Volume <i>[#####]</i>	With Project <i>[##]</i>	Meets Criteria? <i>[Y/N]</i>	Existing Volume <i>[#####]</i>	With Project <i>[##]</i>	Meets Criteria? <i>[Y/N]</i>
Cardinal Medeiros (Hampshire to Binney) (1/3 or less Residential)	766	814	N	833	862	N
Cardinal Medeiros (Binney to Cambridge) (1/2 or more Residential)	542	564	N	585	614	N
Fulkerson (Charles to Cambridge) (1/2 or more Residential)	286	298	N	113	115	N
Charles (Fulkerson to Sixth) (1/3 or less Residential)	208	210	N	265	275	N
Bristol (Berkshire to Cardinal Medeiros) (1/2 or more Residential)	125	132	N	53	54	N

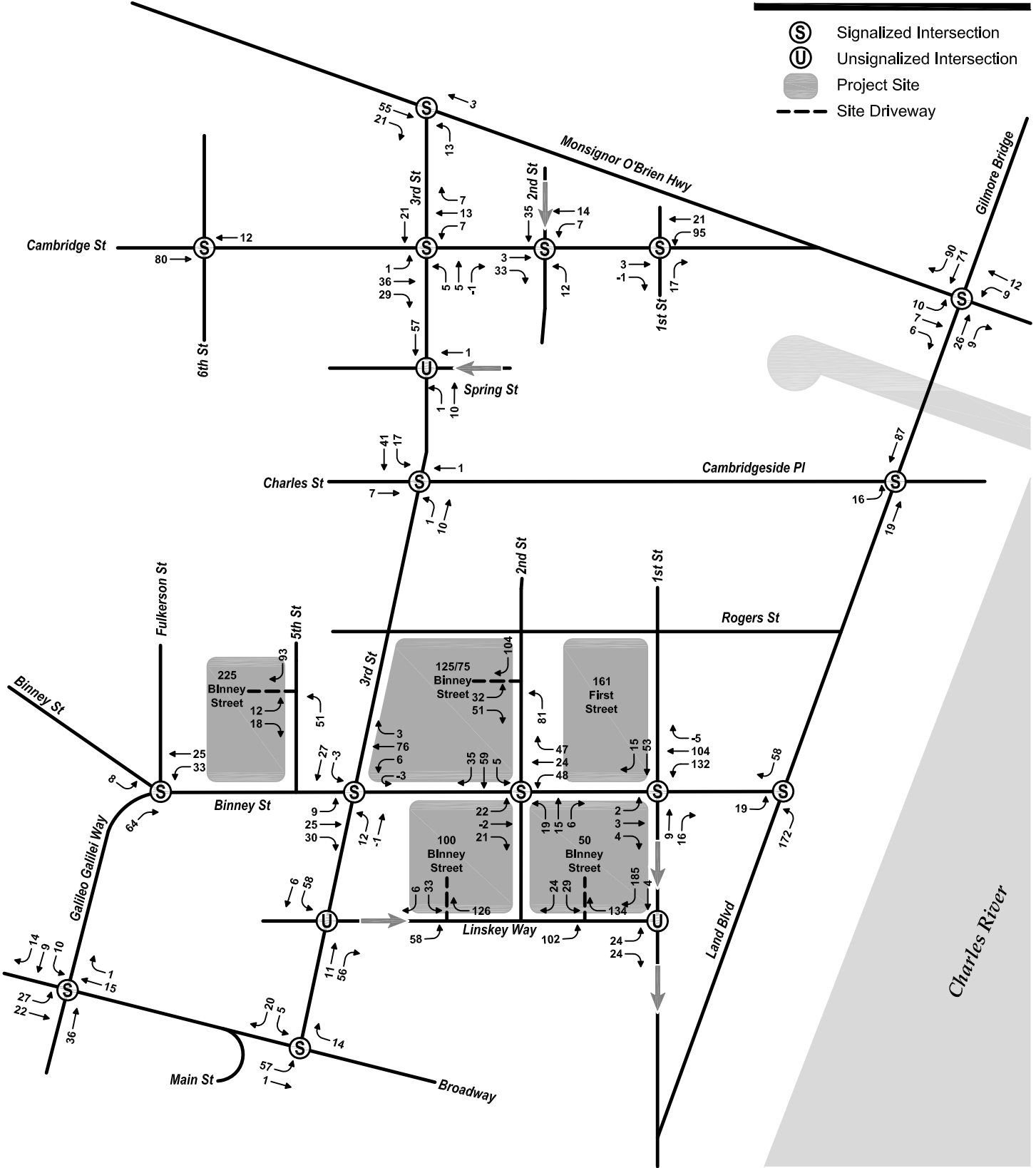


**5. Pedestrian and Bicycle Facilities**

Intersection	A.M. Peak Hour			P.M. Peak Hour		
	Existing PLOS	With Project	Meets Criteria?	Existing PLOS	With Project	Meets Criteria?
<i>[Name / Name]</i>	<i>[A-F]</i>	<i>[A-F]</i>	<i>[Y/N]</i>	<i>[A-F]</i>	<i>[A-F]</i>	<i>[Y/N]</i>
Cardinal Medeiros / Hampshire / Portland	C	C	N	C	C	N
Broadway / Portland	C	C	N	C	C	N
Broadway / Hampshire / Tech Square	D	D	N	D	D	N
Binney / Galileo Way / Fulkerson	D	D	N	D	D	N

Adjacent Street or Public Right-of-Way	Sidewalks or Walkways Present?	Meets Criteria?	Bicycle Facilities or Right-of-Ways Present?	Meets Criteria?
<i>[Name]</i>	<i>[Y/N]</i>	<i>[Y/N]</i>	<i>[Y/N]</i>	<i>[Y/N]</i>
Cardinal Medeiros Avenue	Y	N	N	Y
Binney Street	Y	N	N	Y
Bristol Street	Y	N	N	Y
On-Site:	Y	N	N	N

# Alexandria Center at Kendall Square

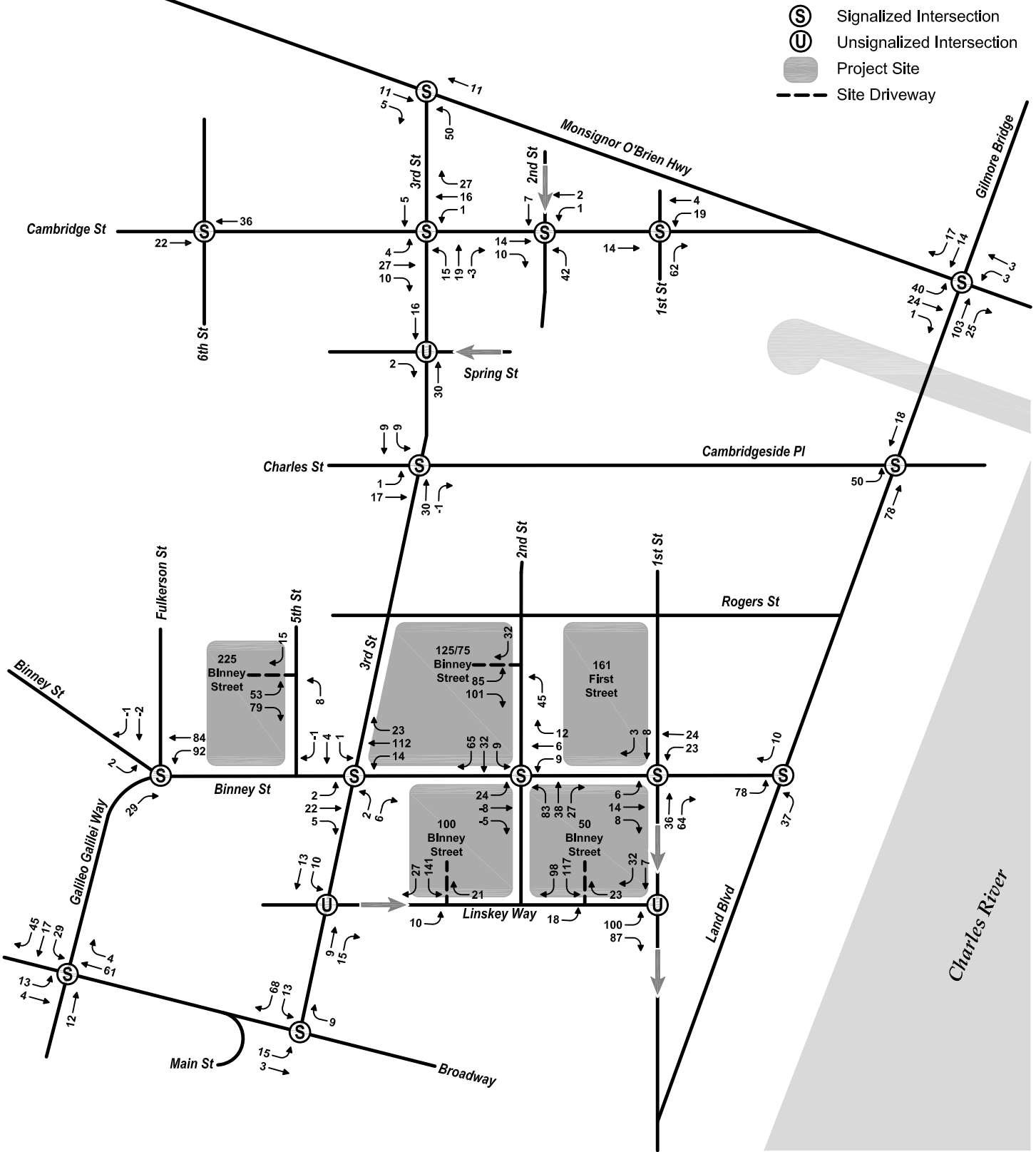


**Vanasse Hangen Brustlin, Inc.**

↑  
Not to Scale

Net New Project Generated Trips  
 Full Build  
 AM Peak Hour Traffic Volumes  
 8:15 - 9:15 AM  
 Binney Street Project  
 Alexandria Real Estate Equities, Inc.

Figure 3.d.1



↑ Not to Scale

**Vanasse Hangen Brustlin, Inc.**

Net New Project Generated Trips  
 Full Build  
 PM Peak Hour Traffic Volumes  
 5:00 - 6:00 PM  
 Binney Street Project  
 Alexandria Real Estate Equities, Inc.

Figure 3.d.2






**CITY OF CAMBRIDGE**  
**Traffic, Parking and Transportation**  
344 Broadway  
Cambridge, Massachusetts 02139

[www.cambridgema.gov/traffic](http://www.cambridgema.gov/traffic)

Joseph E. Barr, Director  
Stephanie McAuliffe, Assistant Director for Parking Management  
Brooke McKenna, Assistant Director for Street Management

Phone: (617) 349-4700  
Fax: (617) 349-4747

## MEMORANDUM

**To:** Cambridge Planning Board  
**From:** Joseph Barr, Director   
**Date:** May 17, 2018  
**Re:** Alexandria Real Estate Equities, Inc. Amendment #3 (Major), Special Permit Project Review, and Design Review for 50 Rogers Street (Planning Board Special Permit #243)

---

The Cambridge Traffic, Parking, and Transportation Department (TP&T) has reviewed the Alexandria Real Estate Equities, Inc. (ARE) application for Amendment #3 (Major), Special Permit Project Review, and Design Review for 50 Rogers Street (Special Permit #243). The Major Amendment is proposing 136 housing units, located at 50 Rogers Street and 102 on-site parking spaces (0.75 spaces per unit), instead of the originally permitted 150 units and 150 off-site parking spaces, located at other Alexandria parking garages. The Amendment also proposes to renovate and continue to use the existing 161 First Street building (approximately 30,300 square feet) for office space, including 10,000 square feet of innovation space. That 161 First Street building will be served by 18 parking spaces (0.9 spaces per 1,000 square feet) at Alexandria's existing 75/125 and 50/60 Binney Street parking garages. The 50 Rogers Street residential project will include 132 long-term and 10 short-term bicycle parking spaces.

TP&T submitted to the Planning Board a memo, dated April 12, 2018, with our initial comments on the Major Amendment, Special Permit Project Review, and Design Review for 50 Rogers Street, for the initial Planning Board hearing, held on April 17, 2018. Subsequent to the hearing, TP&T has been working with Alexandria and their consultants and believe our comments have been satisfactorily addressed. Below is a summary of the project changes or answers to our questions:

1. In TP&T's April 12, 2018 memo, we stated that we believe the 50 Rogers Street project's bicycle parking plan meets the City's bicycle parking guidelines. We asked, however, for clarification about how residents will access the bicycle room in the basement

Alexandria responded by stating that bikes will be brought to the basement bicycle parking area through the ground floor lobby and elevator. TP&T believes that is reasonable (given that the parking garage ramps are too steep), and as we stated in our April 12, 2018 Planning Board memo, **TP&T recommends that it be explicitly stated that bikes can be wheeled through the lobby, such as written in residents' rental agreements and/or signs in the lobby, to prevent any potential misunderstanding and/or changes in policy.** In our April 12, 2018 memo, TP&T also recommended the doors to/from the bicycle room have power assist opening to be convenient for cyclists transporting a bike. Alexandria has indicated that the intent is to provide power assist doors.

2. In TP&T's April 12, 2018 memo, we asked if the existing curb cut on Binney Street will be closed since loading and service deliveries for the 161 First Street building is now proposed off Rogers Street.

Alexandria confirmed that the Binney Street curb cut will be closed, and they will apply for a new curb cut on Rogers Street. **TP&T supports closing the curb cut on Binney Street because it will reduce vehicle, bicycle and pedestrian conflicts on Binney Street.**

3. TP&T reviewed truck turning movement diagrams for the proposed new curb cut on Rogers Street, and although it will be tight, we believe it will be functional for single-unit 30 foot delivery trucks or smaller size trucks. **To minimize conflicts between vehicles, pedestrians and bicyclist when trucks are backing in or out the 161 First Street loading and delivery driveway, the project will install "vehicle exiting" warning equipment if feasible.**
4. In TP&T's April 12, 2018 memo, we asked if the 161 First Street loading and delivery driveway will be used to serve both the 161 First Street building and 50 Rogers Street building.

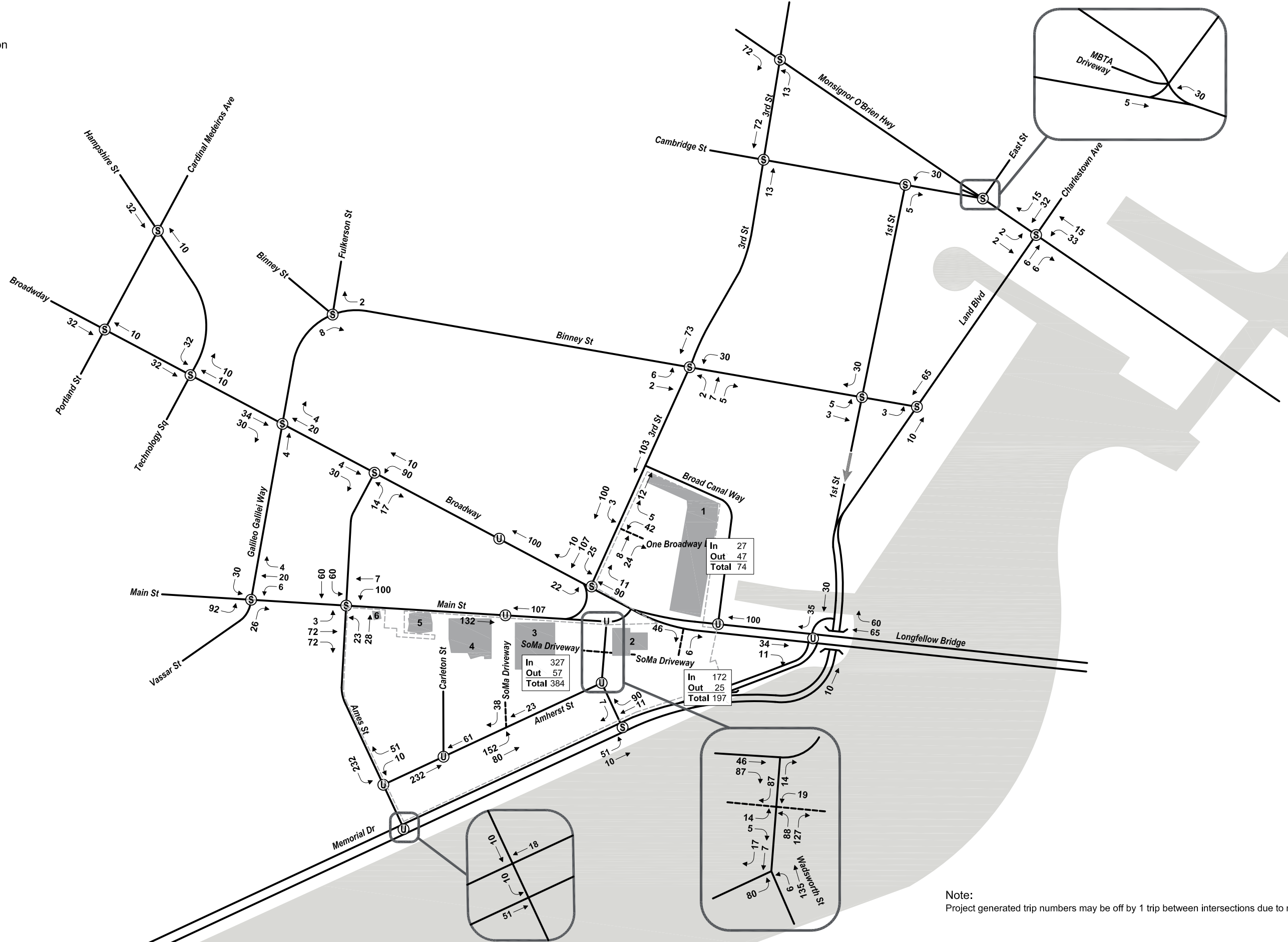
Alexandria stated that the proposed driveway will be used solely for 161 First Street loading and deliveries. The 50 Rogers Street residential building will use curbside trash pick-up and resident's moving days will be similar to other residential building in East Cambridge, whereas the resident or property manager can obtain a street occupancy permit for the moving truck. TP&T has no issues with that management plan.

5. TP&T worked with Alexandria and their traffic consultant, VHB, on the 50 Rogers Street building's driveway sightline analysis for vehicles exiting the parking garage. Several changes have been made that has satisfied TP&T's sightline comments, including the following:
  - a. An opening/window has been added on the left side of the driveway for additional visibility between drivers exiting the garage and pedestrians on the sidewalk,
  - b. The project has committed to installing "vehicle exiting" warning equipment, and,
  - c. The project has committed to only low plantings on the right side of the driveway so views are not blocked by shrubs.

Based on our work with Alexandria and their consultants and the changes to the project discussed above, TP&T supports the Alexandria Real Estate Equities, Inc. Amendment #3 (Major), Special Permit Project Review, and Design Review for 50 Rogers Street (Planning Board Special Permit #243). We look forward to continuing to work with Alexandria as their development projects move forward.

# MIT Kendall Square Redevelopment Project (SOMA/NOMA)

- Ⓢ Signalized Intersection
- Ⓤ Unsignalized Intersection
- Project Site
- PUD-5



Note:  
Project generated trip numbers may be off by 1 trip between intersections due to rounding.

↑  
Not to Scale

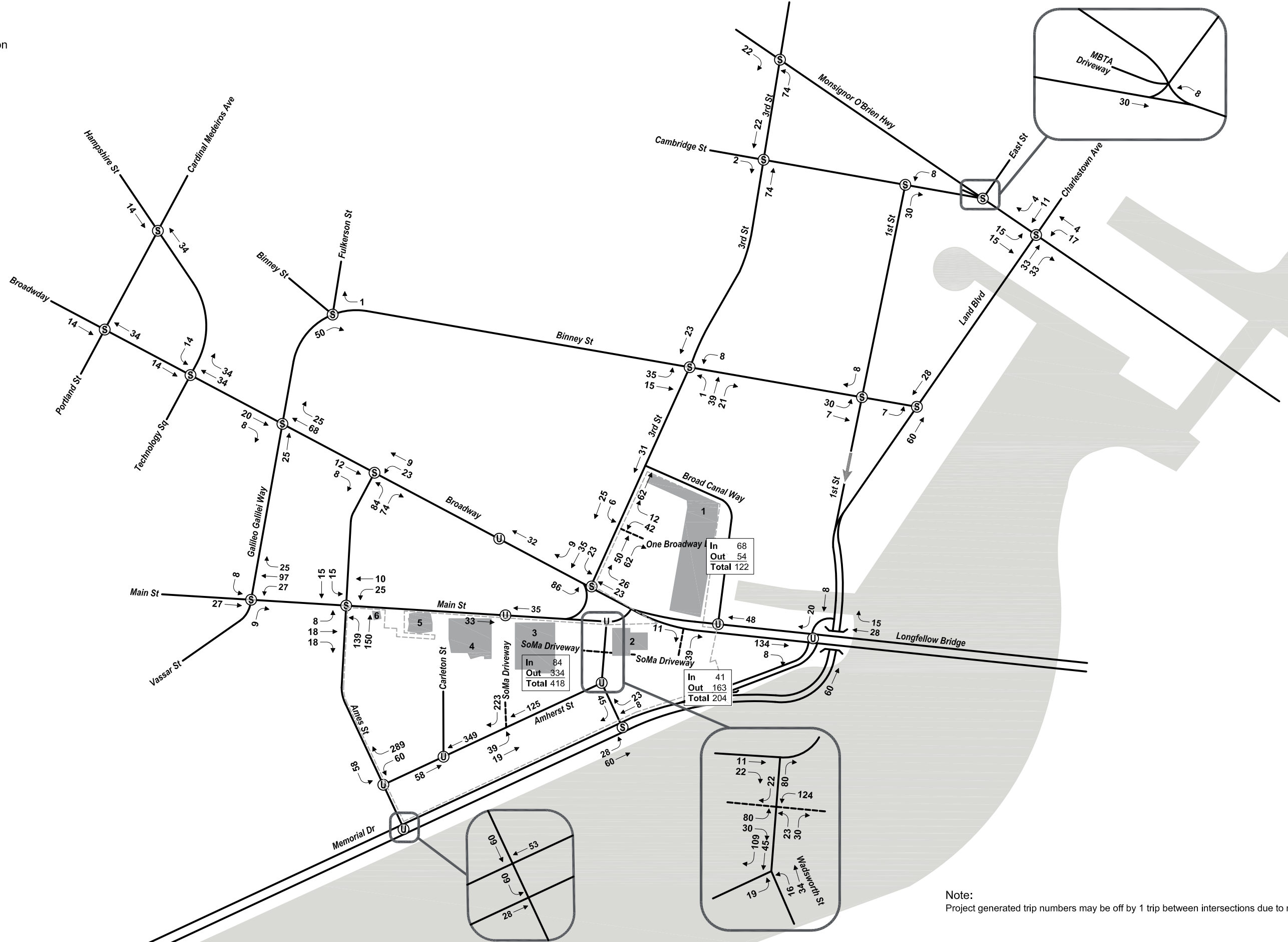


# MIT Kendall Square



**Figure 44**  
Net New Project Generated Trips AM Peak  
Hour Traffic Volumes 8:00 AM-9:00 AM  
Retail/Residential/R&D/Office/Museum

- Ⓢ Signalized Intersection
- Ⓤ Unsignalized Intersection
- Project Site
- PUD-5



Note:  
Project generated trip numbers may be off by 1 trip between intersections due to rounding.

↑  
Not to Scale

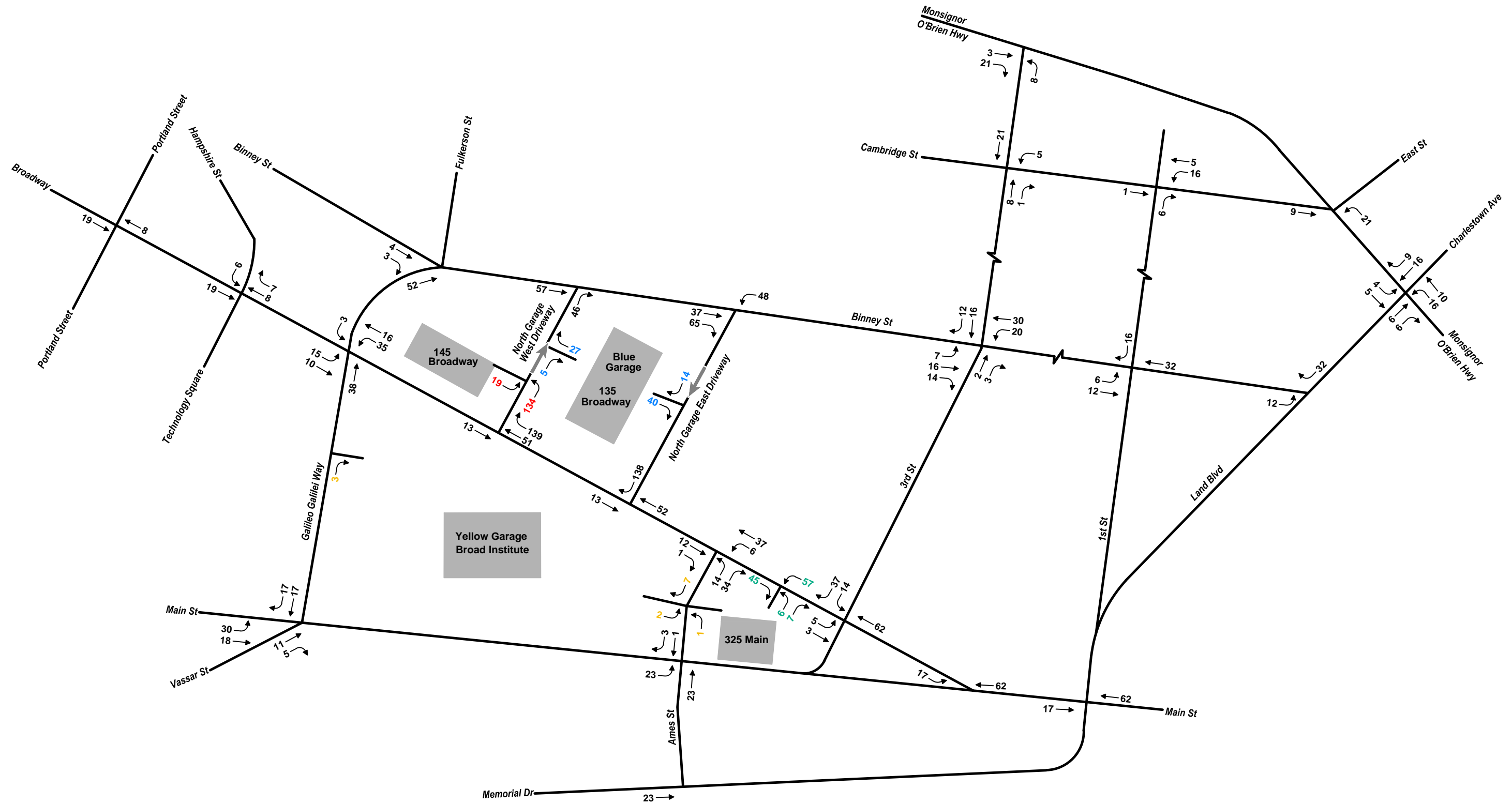


# MIT Kendall Square



**Figure 45**  
Net New Project Generated Trips PM Peak  
Hour Traffic Volumes 4:45 PM-5:45 PM  
Retail/Residential/R&D/Office/Museum

# Kendall Square Urban Renewal Project (KSURP) – Amendment 10

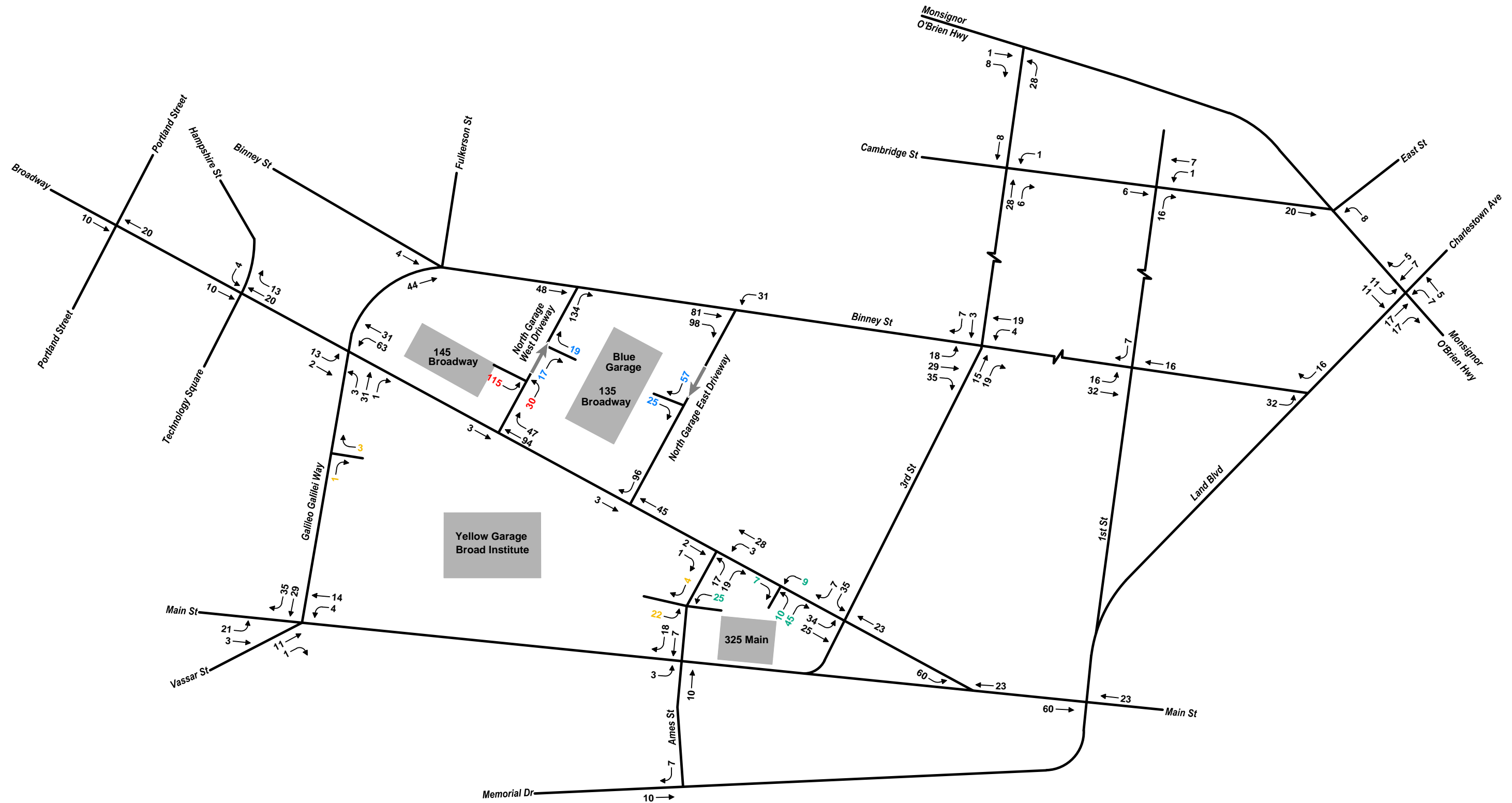


Not to Scale



Project Generated Trips  
Morning Peak Hour  
Kendall Square Urban Renewal Project Amendment No. 10  
Cambridge, Ma

Figure



↑  
Not to Scale

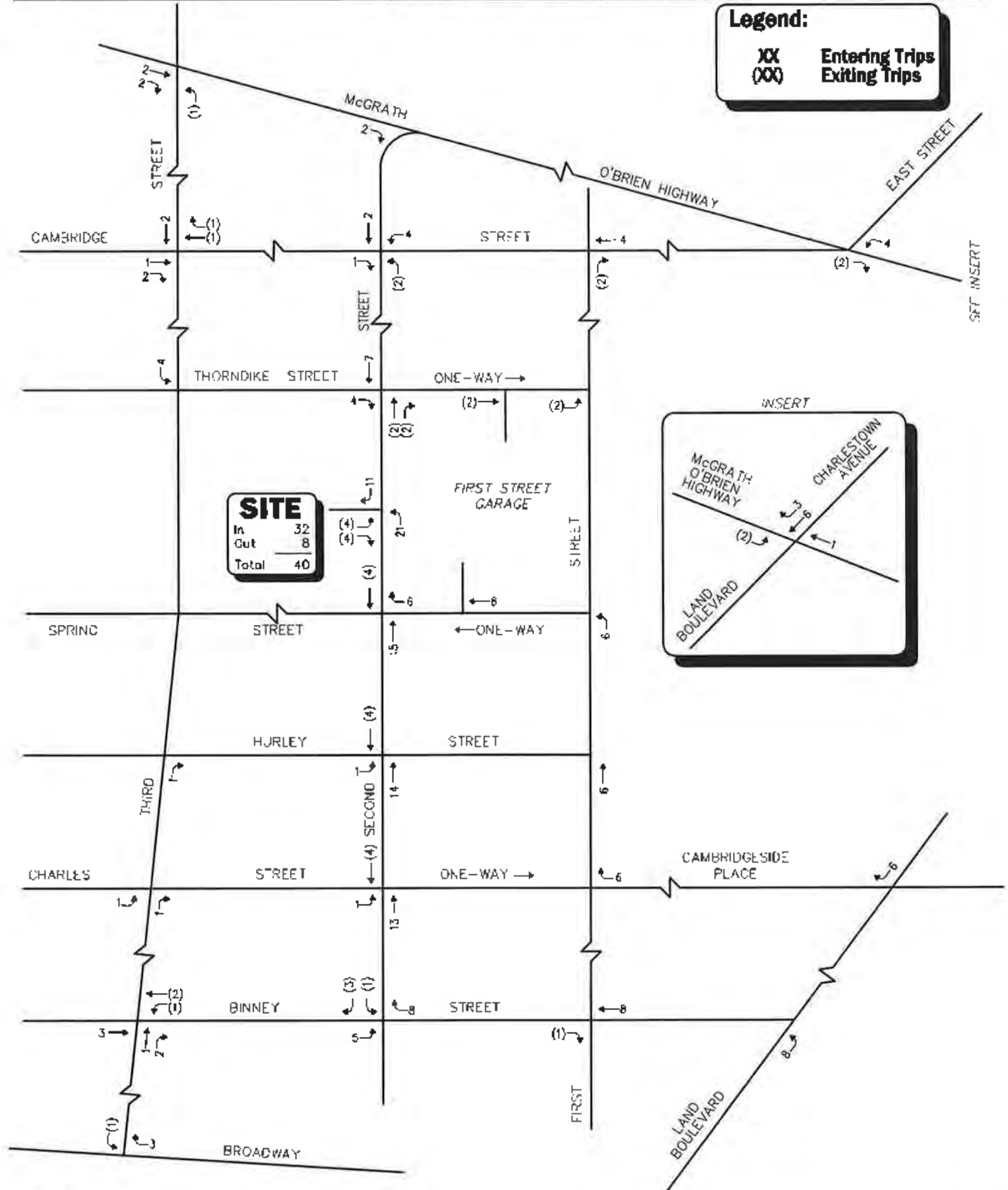


Project Generated Trips  
Evening Peak Hour  
Kendall Square Urban Renewal Project Amendment No. 10  
Cambridge, Ma

Figure



# Courthouse Redevelopment Project – 40 Thorndike Street



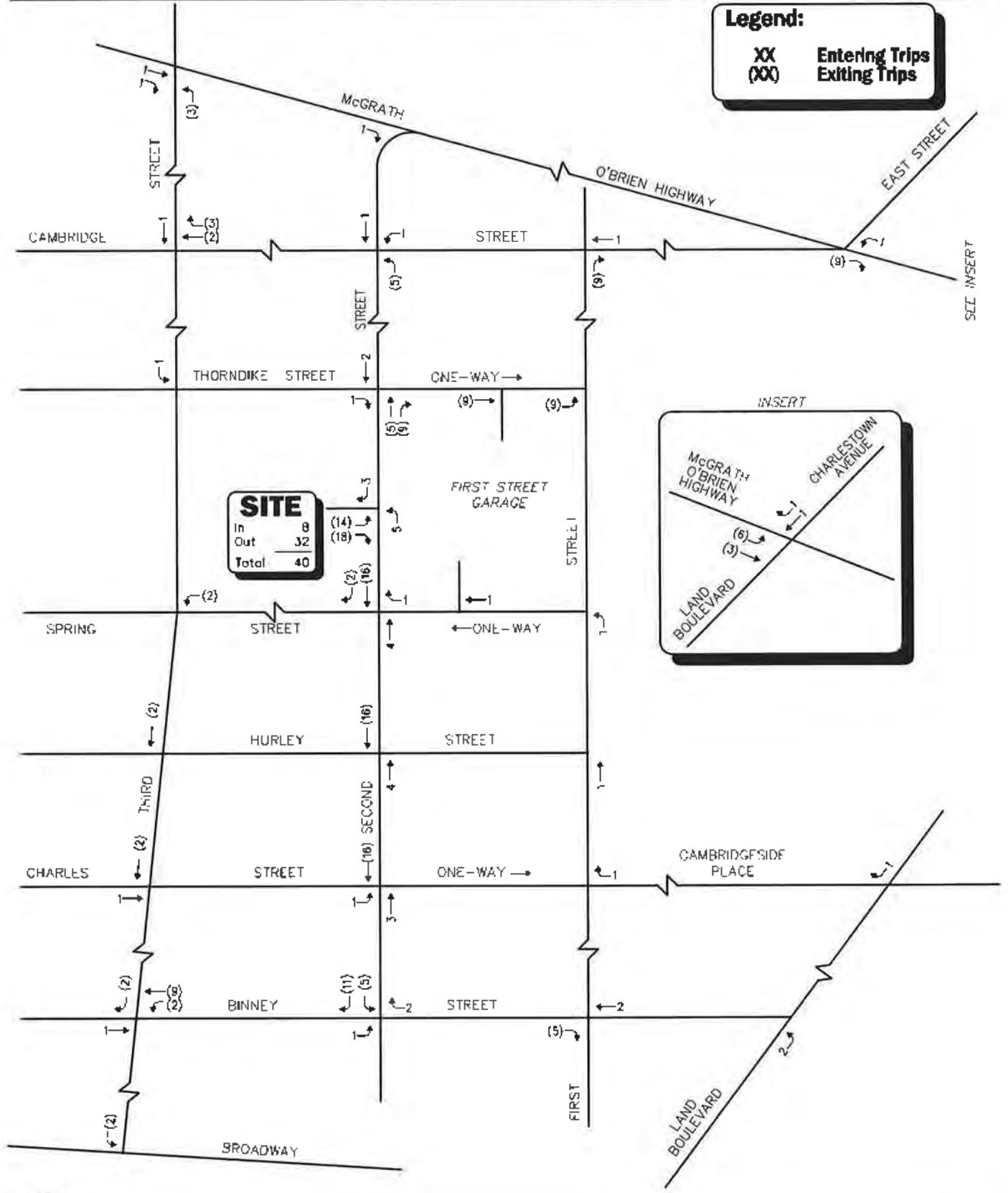
Not To Scale



Vanasse & Associates, Inc.

Figure 34

**Courthouse  
 Project-Generated  
 Weekday Morning  
 Peak Hour Traffic Volumes**



Not To Scale



Vanasse & Associates, Inc.

Figure 35

**Courthouse  
 Project-Generated  
 Weekday Evening  
 Peak Hour Traffic Volumes**



**CITY OF CAMBRIDGE**  
**Traffic, Parking and Transportation**  
344 Broadway  
Cambridge, Massachusetts 02139

[www.cambridgema.gov/traffic](http://www.cambridgema.gov/traffic)

Joseph Barr, Director  
Brad Gerratt, Assistant Director for Parking Management  
Brooke McKenna, Assistant Director for Street Management

Phone: (617) 349-4700  
Fax: (617) 349-4747

## MEMORANDUM

**To:** Cambridge Planning Board  
**From:** Joseph E. Barr, Director  
**Date:** February 22, 2016  
**Re:** 399 Binney Street project (PB#310)

The Traffic, Parking & Transportation Department (TP&T) has reviewed the Transportation Impact Study (TIS) for the 399 Binney Street Project, by DivcoWest. The proposed project will demolish two existing buildings at the corner of Binney Street and Cardinal Medeiros, totaling 38,200 square feet (sf) known as Buildings 1500 and 1700 at the One Kendall Square (OKS) complex, and construct an office/lab building totaling 172,500 square feet, including approximately 1,900 sf ancillary retail space. Parking for the project will be accommodated at the existing on-site parking garage.

TP&T certified the TIS as complete and reliable on January 11, 2016. The TIS was conservative because it evaluated an 180,000 sf building (compared to 172,500 sf proposed) and did not take any trip credits for the existing buildings. The TIS indicated that the project will generate a total of:

- 990 daily vehicle trips including, 148 AM and 135 PM peak hour vehicle trips,
- 750 daily transit trips (112 AM/103 PM peak hour transit trips),
- 694 daily pedestrian trips (104 AM/95 PM peak hour pedestrian trips) and,
- 306 daily bicycle trips (46 AM/42 PM peak hour bicycle trips).

The Project's TIS, like all Cambridge Traffic Impact Studies, evaluated a Future 5-year Build scenario condition which takes into account other area development projects and a general 0.5% per year background traffic growth rate. The TIS accounted for 7 other development projects in various stages of development, including Alexandria's Binney Street development, 88 Ames Street, MIT Kendall Square Redevelopment, 249 Third Street project, First Street mixed use project, the Middlesex County Courthouse redevelopment, and North Point.

The TIS indicated that the project had 4 planning board special permit transportation exceedances including a decrease in vehicle level of service from D to E in the morning peak hour at the Hampshire Street/Broadway/Tech Square intersection and three exceedances for bicycle facilities on Cardinal Medeiros Avenue, Binney Street and Bristol Street. It should be noted the bicycle exceedances are an existing condition (e.g. no bicycle lanes), although the project will create additional bicycle trips. The full TIS summary is attached.

TP&T has been working with the applicant on this project and offers the Planning Board the following general comments and parking comments, followed by items that we believe need further review, and lastly, our recommended project mitigation:

## **1.0 General Comments:**

### **1.1. Site Plan and Circulation**

- a) The project will have a positive impact on the Binney Street and Cardinal Medeiros Avenue by consolidating curb cuts and improving the sight lines at the Cardinal Medeiros Avenue/Binney/Bristol intersection by setting the proposed building back.
- b) The proposed new courtyard off of Cardinal Medeiros Avenue and a new pedestrian plaza off of Binney Street will improve pedestrian conditions in the area.
- c) TP&T supports converting the existing pedestrian crossing on Binney Street into a raised pedestrian crossing, subject to final City approvals, including approval by the Fire Department.

### **1.2 Loading**

- a) TP&T supports the applicant's request for a special permit to allow the curb cut width on Cardinal Medeiros for the loading dock to exceed 30 feet (to be about 41.5 feet) because the curb cut will serve the loading dock for the 399 Binney Street building and the existing cinema loading dock.

### **1.3 Bicycle**

- a) TP&T and the Community Development Department (CDD) are concerned about the access to the short-term and long-term bicycle parking spaces from Binney Street, which would require either entering through the lobby of the parking garage, which may be inconvenient for bicyclists, or passing through the proposed plaza between the garage and 399 Binney Street, which is more convenient but may conflict with pedestrians using the plaza.
- b) TP&T thanks the applicant for offering to provide a bicycle count station, similar to the EcoTotem recently installed on Broadway. However, TP&T believes that an EcoTotem would be of limited value to the city in this location, and that mitigation resources would be better directed to supporting the ongoing operations of the existing Hubway Station currently located on the Hampshire Street side of One Kendall Square.

### **1.4 Grand Junction multi-use path**

- c) The City of Cambridge has long identified the Grand Junction railroad right of way as a location for a multi-use path. TP&T thanks the applicant for working with the City to accommodate the future Grand Junction multi-use pathway by adjusting the curb line of the garage driveway to be a minimum 26 feet from the rail centerline and agreeing to convey a strip of land to the City.

## **2.0 Vehicle Parking:**

- a) The One Kendall garage is currently registered for 1,530 parking spaces, of which 1,050 are permitted as "commercial parking" spaces, meaning that they are allowed to serve any members of the general public. A total of 480 spaces are currently dedicated for existing employees/customers of the One Kendall Square complex.
- b) The TIS indicated that on average the parking garage has 630 unoccupied spaces.
- c) The proposed 399 Binney Street building will require a minimum of 225 parking spaces per zoning; however, the TIS anticipates an actual parking demand of approximately 216 spaces.

- d) The project also proposes reducing the number of parking spaces in the garage by about 20 in order to add bicycle parking spaces.
- e) With the 399 Binney Street project, the One Kendall Square garage will have just enough parking to meet the minimum zoning parking requirements for the entire One Kendall Square complex. However, based on direct observation and study, it is expected that the garage will continue to have several hundred excess parking spaces available at any given point in time.
- f) The applicant is also requesting a Special Permit to reduce the total number of zoning required parking spaces by 231 spaces, based on the rationale that the office/lab building and the cinema will have peak parking demands at different times of the day and week. The request of 231 spaces equals 75% of the number of spaces required for the cinema, which is the greatest reduction that can be authorized by the "shared parking" rationale. While reducing the requirement will not further reduce the actual number of parking spaces in existence, it will ensure that additional parking spaces will remain available to serve other uses or the general public.
- g) TP&T supports the special permit request for reduction in required parking based on the "shared parking" rationale, with the following conditions:
  - i. Prior to the issuance of the project's building permit the applicant must re-register the One Kendall Square parking garage with TP&T to update the exact number of spaces and users, consistent, however, with the terms of the January 25, 1993 garage permit.
  - ii. The applicant should remain open to other potential uses for the commercial parking spaces that will not be needed to meet the One Kendall Square complex parking demands. These could for example, be used to provide parking for new buildings in the area instead of building new parking spaces for these projects. They may also continue to serve the One Kendall Square complex parking needs. Commercial parking spaces have a high degree of flexibility on their use, but may also have limitations based on zoning and/or other parking regulations.
  - iii. The applicant should provide annual reports to TP&T on the daily and peak hour garage occupancy for vehicles and bicycles by user groups, including use of commercial parking spaces for parkers not associated with the One Kendall Square complex. The annual reports will be part of the Monitoring requirements described below. The specific data provided and format of the report shall be approved by TP&T in coordination with the applicant.
  - iv. The One Kendall Square garage should continue to provide free parking for Cambridge residents during declared snow emergencies, which has been very helpful in the past for residents wishing to move their cars off city streets while snow clearance takes place.

### 3.0 Items for Further Review

TP&T believes that the following items require further review:

- a) The applicant should explore additional options with TP&T and CDD for access to the short-term and long-term bicycle parking from Binney Street for final review and approval of the bicycle parking design, layout and access routes and equipment specifications.
- b) The final garage driveway design should be approved by TP&T. It should not contain landscaping elements over 3 feet tall that could block sightlines for vehicles exiting the driveway.
- c) The final design of the loading dock area should be as functional and safe as possible (i.e. sight lines, exit warning devices, etc.) and approved by TP&T.
- d) The applicant should create a loading dock management plan that minimizes the impacts, particularly during peak periods.

- e) The applicant should support the existing Hubway station on the city sidewalk adjacent to the Hampshire Street plaza or find a location approved by the City to locate it within the plaza. Ongoing financial contribution is addressed in 4.3(b) below.

**4.0 Transportation Mitigation:**

To lessen the traffic impacts from the project, TP&T recommends the following special permit conditions:

**4.1. Prior to the issuance of the project's Building Permit:**

- a) The applicant shall commit to conveying (in fee or easement, in a manner agreeable to the applicant and the City) the strip of land along the Grand Junction rail line for future public use as the Grand Junction multi-use path at a mutually acceptable time following the contemplated expansion of the TDR donating district to include the subject land; however, refusal or delay by the City reaching an agreement should not prevent or delay the 399 Binney development.

**4.2 Prior to the issuance of the project's Occupancy Permit:**

- a) If approved by the City, the applicant should construct the raised pedestrian crossing on Binney Street.
- b) The applicant should replace the existing bicycle racks at the One Kendall Square complex that are not consistent with the city's current standards for the rack design. For example, bike racks that look like radiators or multiple hooped racks do not meet city rack designs and should be replaced by racks that do, such as, inverted U, single hoops or post and ring type racks. This will provide more effective and functional bicycle parking.
- c) The applicant should install a new traffic signal controller, cabinet and updated conduit as needed, to replace aging equipment at the intersection of Hampshire Street at Cardinal Medeiros Ave. The intersection will continue to serve both the Hampshire Street and Broadway intersection from this one cabinet.
- d) The applicant should update the existing real-time vehicle and bike count station at the Cardinal Medeiros/Hampshire Street intersection to include vehicles and bikes traveling northbound on Portland and southbound on Cardinal Medeiros, and install a new real-time vehicle and bike count station at the Binney Street/Fulkerson/Galileo Galilei Way intersection.
- e) The applicant should contribute \$X toward work on improving transit conditions in the Kendall Square area, such as funding studies or other transit initiatives. Funds should be provided to the City or an entity approved by the City such as the Kendall Square Transit Enhancement Fund being created and managed by the City and the Cambridge Redevelopment Authority.

Item e)  
is still  
being  
conside  
red by  
TPT.

**4.3 After the issuance of the Occupancy Permit:**

- a) When the project is 80% or more occupied, or 1 year after occupancy of the project, whichever is sooner, the applicant should conduct new traffic counts at the Cardinal Medeiros/Binney/Bristol intersection, and complete a traffic signal warrant analysis. If it is determined by TP&T that a traffic signal should be installed, the applicant should be required to install it. This will help mitigate the project's 101 new AM and 76 new PM peak hour vehicle trips at this intersection.

- b) The applicant should contribute the annual operating and maintenance costs for the Hubway station located near or on the Hampshire Street plaza, on an ongoing basis based on a schedule to be developed by the applicant and the City.

**5.0 Transportation Demand Management (TDM) Plan:**

In the project's TIS and Planning Board Project Review Special Permit application, the applicant committed to preparing a comprehensive Transportation Demand Management (TDM) program to lessen the project's transportation impacts. TP&T recommends that the applicant be obligated to implement the following TDM measures for employees and patrons at the 399 Binney Street project:

- a) Continue to make available at least eight parking spaces in the garage for carsharing vehicles, as demand warrants.
- b) Provide air pumps and other bike tools, such as a "fix-it" stand, in the bicycle parking area in the One Kendall Square garage.
- c) The property owner will become a member of the Charles River Transportation Management Association (CRTMA) or other similar organization acceptable to TP&T, and extend Emergency Ride Home and ridematching benefits to all employees through CRTMA or other providers acceptable to TP&T.
- d) Provide stickers for the EZRide Shuttle (or other similar service acceptable to TP&T providing shuttle service to MBTA red and green lines) to all employees at 399 Binney, at a minimum, which can (but is not required to) be extended to all employees at the One Kendall complex.
- e) Provide 100% MBTA pass subsidies to employees at 399 Binney Street (up to the federal maximum).
- f) Provide a subsidy in the amount of \$50 per month (to increase with inflation) to employees at 399 Binney who bike or walk to work at least 3 days per week.
- g) Charge market rate parking fees directly to employees, either through payroll deduction or daily garage entrance fees.
- h) Provide employee an option for no monthly parking passes, but instead charge employees by the day for parking, which will encourage employees to make different commute mode choices each day instead of thinking of themselves as single-mode commuters.
- i) Provide a minimum of 15 dedicated parking spaces for carpooling/vanpooling in the garage, as demand warrants.
- j) Either install a real-time multimodal transportation display screen at 399 Binney Street to help people decide which mode to choose for each trip (transit, carsharing vehicle, Hubway bike share, etc.), or establish a transportation information center located in an area that is central, visible, convenient, and equally accessible to all employees and visitors. The center will feature information on:
  - i. Available pedestrian and bicycle facilities in the vicinity of the project site
  - ii. MBTA maps, schedules, and fares
  - iii. Area shuttle map and schedule, if one exists
  - iv. "Getting Around in Cambridge" map and other CitySmart materials (available at the Cambridge Community Development office)
  - v. Location of bicycle parking
  - vi. Hubway regional bikeshare system
  - vii. Carsharing
  - viii. Ride-matching
  - ix. Other pertinent transportation information



- k) Designate a transportation coordinator (TC) for the site to manage the TDM program. The TC will also oversee the marketing and promotion of transportation options in a variety of ways:
  - I. Posting information in a prominent location in the building and on the Project's website, Social media, and property newsletters.
  - II. Responding to individual requests for information in person and via phone and email.
  - III. Performing annual transportation surveys.
- l) The TC will compile and distribute up-to-date information explaining all transportation options to all new employees as part of their New Employee Packet. The packets will contain information on both the range of options available and any building manager programs to support the use of these options.
- m) The TC will be on-site during a minimum of 2 hours per week and will be available during other times to employees via email and telephone. Email and phone information for the TC will be posted in the transportation information center.
- n) The TC will participate in any TC trainings offered by the City of Cambridge or local TMA.

The applicant is also encouraged to extend some of or all of these programs and services to other employees and tenants in the OKS complex, to further help achieve the City's overall transportation goals.

#### **6.0 Transportation Monitoring Program:**

The property owner will implement an annual transportation monitoring program for the 399 Binney Street project to include:

- a) Annual survey of office/lab and retail employees and retail patrons.
- b) The information reported will include, but not be limited to, mode shares by origin, response rate, number of employees, number of parking access cards issued and user type, status of required TDM measures, and trend data over time.
- c) The property owner should provide annual reports to the TP&T and CDD on the monthly and hourly weekday and weekend garage occupancy (vehicles and bicycles), including user groups of the garage. This report shall be for the full garage, not just use of the garage by the 399 Binney Street project. The report should include, but not limited to, daily and peak hour garage occupancy for vehicles and bicycle by user groups, including use of commercial parking spaces for parkers not associated with the One Kendall Square complex. The data and format shall be approved by CDD and TP&T based on reporting by the garage operator.
- d) All surveys and counts shall be designed and conducted in a manner approved by CDD and TP&T and approved before issuance of the first Certificate of Occupancy. Monitoring and surveying shall begin when the occupancy of the project has reached ninety percent (90%) or within one year of the date of the first Certificate of Occupancy, whichever is sooner. If the Certificate of Occupancy is issued between September 1<sup>st</sup> and February 29<sup>th</sup>, the monitoring should take place during the months of September or October and be reported to the City no later than November 30. If the Certificate of Occupancy is issued between March 1<sup>st</sup> and August 31<sup>st</sup>, monitoring should take place during the months of April or May and be reported to the City no later than June 30.

**CITY OF CAMBRIDGE**

Summary Sheet

**Special Permit Transportation Impact Study (TIS)****Planning Board Permit Number:**

**PROJECT NAME:** 399 Binney Street - One Kendall Square  
 Address: 399 Binney Street  
Cambridge, MA 02139  
 Owner/Developer Name: DivcoWest LLC.  
 Contact Person: Jeffrey Longnecker  
 Contact Address: One Kendall Square, Suite B3201  
Cambridge, MA 02139  
 Contact Phone: (617) 720-7436

**SIZE:**

ITE sq. ft.: 180,000 SF  
 Zoning sq. ft.: 172,500 SF  
 Land Use Type: OFFICE

**PARKING:**

Existing Parking Spaces: 1530 Use: Parking Garage - One Kendall  
 New Parking Spaces: 1530 Use: Parking Garage - One Kendall  
 Date of Parking Registration Approval: January 25, 1993

**TRIP GENERATION:**

	Daily	AM Peak Hour	PM Peak Hour	Saturday Peak Hour (retail only)
Total Trips	2776	414	379	
Vehicle	990	148	135	
Transit	750	112	103	
Pedestrian	694	104	95	
Bicycle	306	46	42	

**MODE SPLIT (PERSON TRIPS):** Vehicles (SOV): 32 % Bicycle: 11%  
 Rideshare (HOV): 5 % Pedestrian: 25%  
 Transit: 27%

**TRANSPORTATION CONSULTANT:**

Company Name: Tetra Tech, Inc.  
 Contact Name: Erik Maki, P.E., PTOE  
 Phone: (508) 786-2255

Date of Building Permit Approval: \_\_\_\_\_

**CITY OF CAMBRIDGE**      **Planning Board Criteria Performance Summary**  
**Special Permit Transportation Impact Study (TIS)**      **Page 1**

**Planning Board Permit Number:** \_\_\_\_\_

**Project Name:** 399 Binney Street - One Kendall Square

**Total Data Entries =** 20

**Total Number of Criteria Exceedances =** 4

**1. Project Vehicle Trip Generation**

Weekday = 990    AM Peak Hour = 148    PM Peak Hour = 135    Meets Criteria? [Y/N] **N**

**2. Level of Service (LOS)**

Intersection <i>[Name / Name]</i>	A.M. Peak Hour			P.M. Peak Hour		
	Existing <i>[A-F]</i>	With Project <i>[A-F]</i>	Meets Criteria? <i>[Y/N]</i>	Existing <i>[A-F]</i>	With Project <i>[A-F]</i>	Meets Criteria? <i>[Y/N]</i>
Cardinal Medeiros / Portland / Hampshire	C	C	N	C	C	N
Portland / Broadway	D	D	N	C	C	N
Tech Square / Hampshire / Broadway	D	E	Y	D	D	N
Binney / Fulkerson / Galileo Galilei	E	F	N	D	D	N

**3. Traffic on Residential Streets**

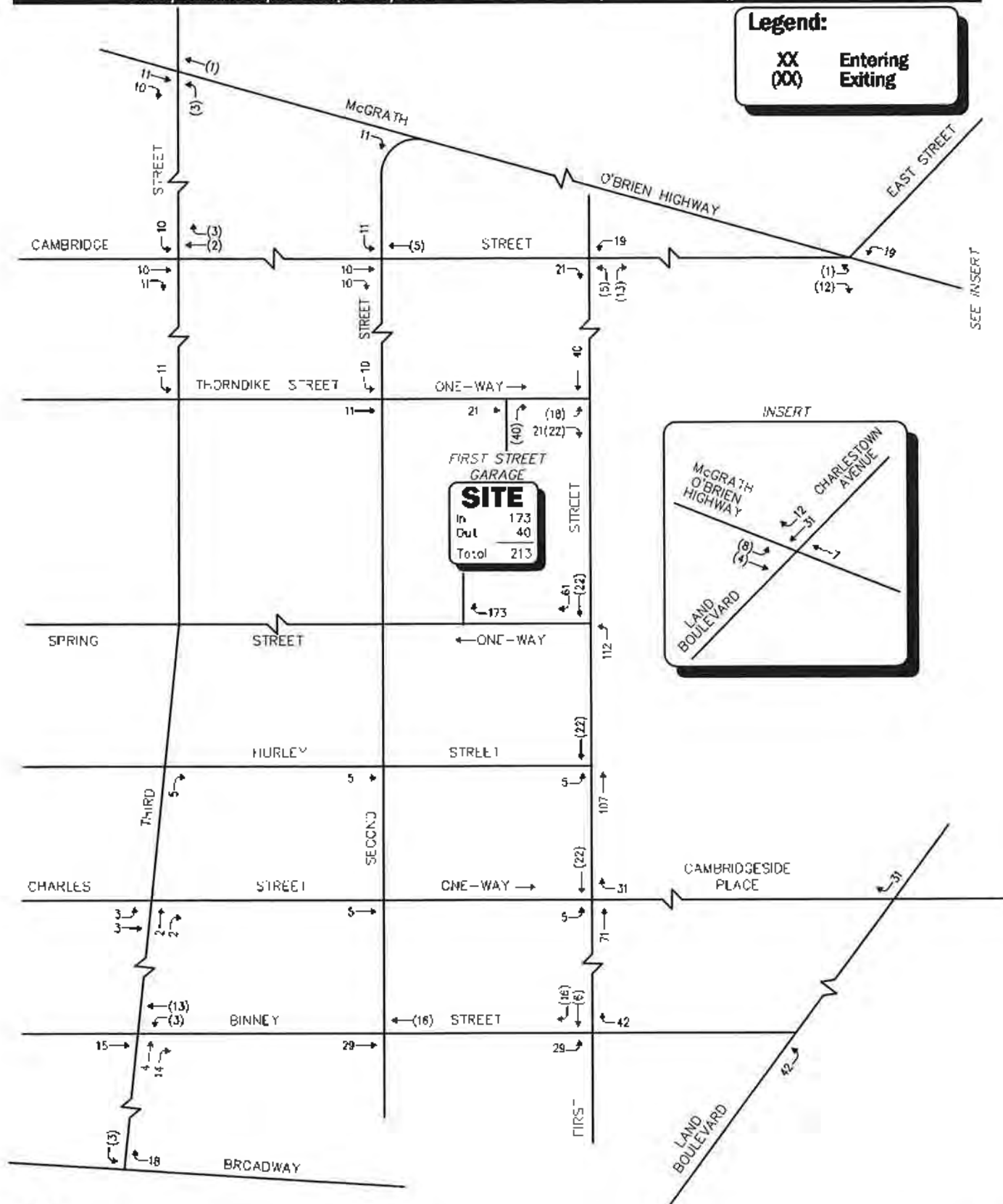
Street Segment <i>[Name]</i>	A.M. Peak Hour			P.M. Peak Hour		
	Existing Volume <i>[#####]</i>	With Project <i>[##]</i>	Meets Criteria? <i>[Y/N]</i>	Existing Volume <i>[#####]</i>	With Project <i>[##]</i>	Meets Criteria? <i>[Y/N]</i>
Cardinal Medeiros (Hampshire to Binney) (1/3 or less Residential)	766	814	N	833	862	N
Cardinal Medeiros (Binney to Cambridge) (1/2 or more Residential)	542	564	N	585	614	N
Fulkerson (Charles to Cambridge) (1/2 or more Residential)	286	298	N	113	115	N
Charles (Fulkerson to Sixth) (1/3 or less Residential)	208	210	N	265	275	N
Bristol (Berkshire to Cardinal Medeiros) (1/2 or more Residential)	125	132	N	53	54	N



**5. Pedestrian and Bicycle Facilities**

Intersection	A.M. Peak Hour			P.M. Peak Hour		
	Existing PLOS	With Project	Meets Criteria?	Existing PLOS	With Project	Meets Criteria?
<i>[Name / Name]</i>	<i>[A-F]</i>	<i>[A-F]</i>	<i>[Y/N]</i>	<i>[A-F]</i>	<i>[A-F]</i>	<i>[Y/N]</i>
Cardinal Medeiros / Hampshire / Portland	C	C	N	C	C	N
Broadway / Portland	C	C	N	C	C	N
Broadway / Hampshire / Tech Square	D	D	N	D	D	N
Binney / Galileo Way / Fulkerson	D	D	N	D	D	N

Adjacent Street or Public Right-of-Way	Sidewalks or Walkways Present?	Meets Criteria?	Bicycle Facilities or Right-of-Ways Present?	Meets Criteria?
<i>[Name]</i>	<i>[Y/N]</i>	<i>[Y/N]</i>	<i>[Y/N]</i>	<i>[Y/N]</i>
Cardinal Medeiros Avenue	Y	N	N	Y
Binney Street	Y	N	N	Y
Bristol Street	Y	N	N	Y
On-Site:	Y	N	N	N

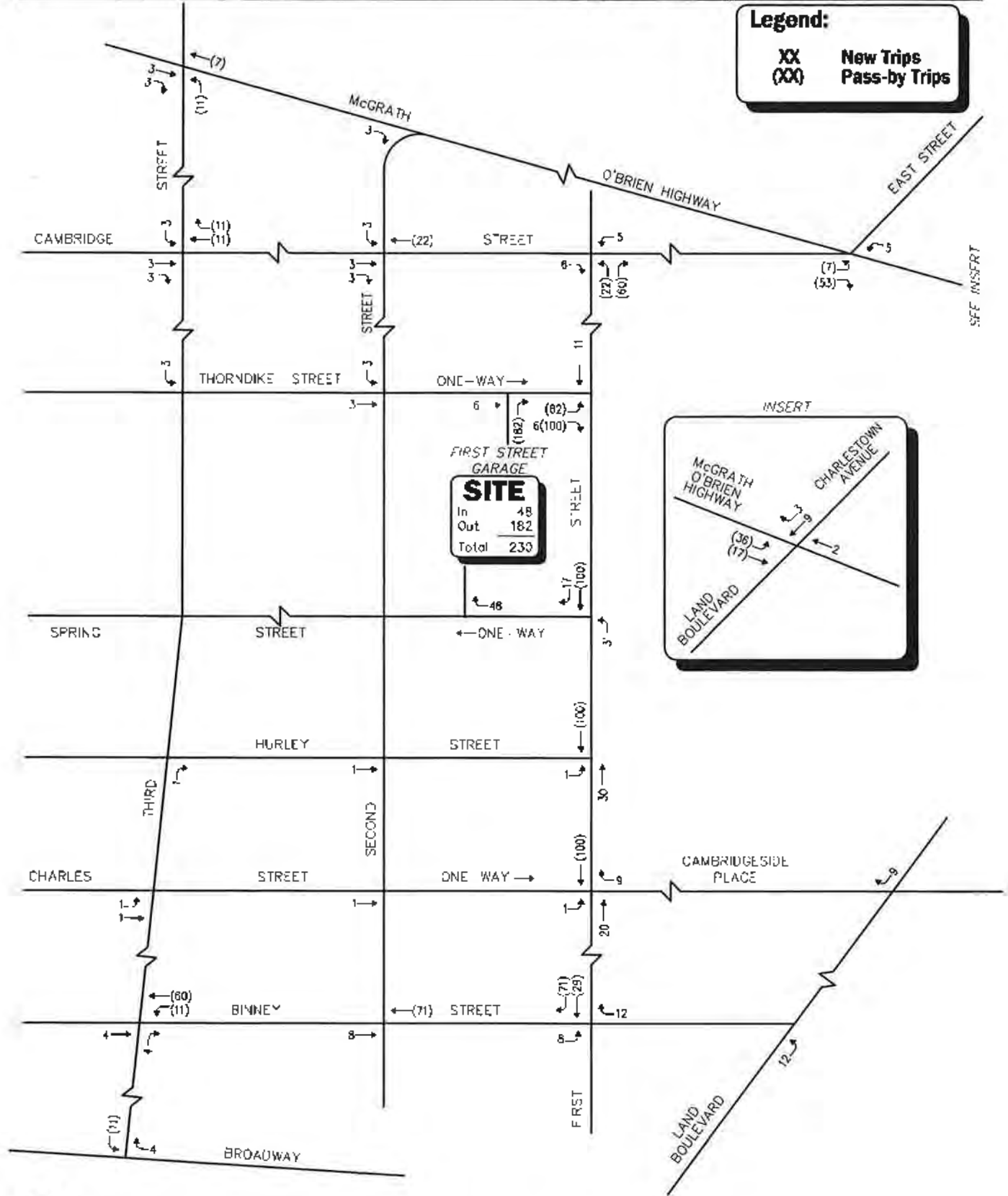


Not To Scale

Figure 36



Garage  
 Project-Generated  
 Weekday Morning  
 Peak Hour Traffic Volumes



Not To Scale

Figure 37



**Garage  
 Project-Generated  
 Weekday Evening  
 Peak Hour Traffic Volumes**