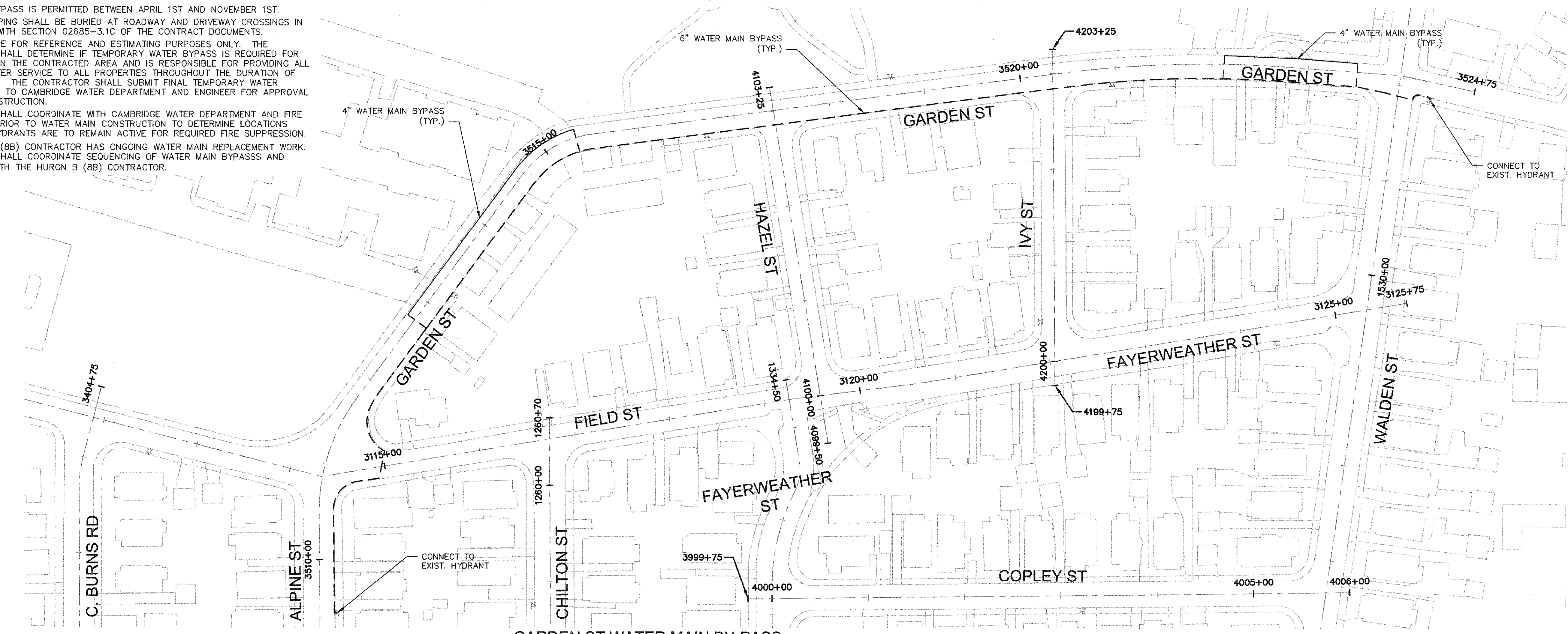
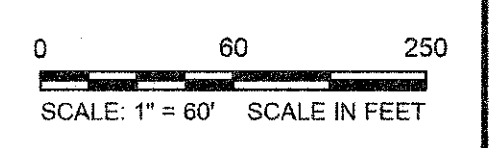


CONCORD AVE WATER MAIN BY-PASS

- NOTES:
1. TEMPORARY BYPASS IS PERMITTED BETWEEN APRIL 1ST AND NOVEMBER 1ST.
 2. TEMPORARY PIPING SHALL BE BURIED AT ROADWAY AND DRIVEWAY CROSSINGS IN ACCORDANCE WITH SECTION 02685-3.1C OF THE CONTRACT DOCUMENTS.
 3. TW-SHEETS ARE FOR REFERENCE AND ESTIMATING PURPOSES ONLY. THE CONTRACTOR SHALL DETERMINE IF TEMPORARY WATER BYPASS IS REQUIRED FOR EACH STREET IN THE CONTRACTED AREA AND IS RESPONSIBLE FOR PROVIDING ALL ADEQUATE WATER SERVICE TO ALL PROPERTIES THROUGHOUT THE DURATION OF CONSTRUCTION. THE CONTRACTOR SHALL SUBMIT FINAL TEMPORARY WATER BYPASS PLANS TO CAMBRIDGE WATER DEPARTMENT AND ENGINEER FOR APPROVAL PRIOR TO CONSTRUCTION.
 4. CONTRACTOR SHALL COORDINATE WITH CAMBRIDGE WATER DEPARTMENT AND FIRE DEPARTMENT PRIOR TO WATER MAIN CONSTRUCTION TO DETERMINE LOCATIONS WHERE FIRE HYDRANTS ARE TO REMAIN ACTIVE FOR REQUIRED FIRE SUPPRESSION.
 5. THE HURON B (8B) CONTRACTOR HAS ONGOING WATER MAIN REPLACEMENT WORK. CONTRACTOR SHALL COORDINATE SEQUENCING OF WATER MAIN BYPASS AND SHUTDOWNS WITH THE HURON B (8B) CONTRACTOR.




GARDEN ST WATER MAIN BY-PASS



CONFORMED SET

CAD FILE: G:\clients\cambridge MA\2012256\14 - Concord Ave (Contract 9)\Drawings\Civil\Production Drawings\Temporary Water Bypass Plan\20120256.DWG - Temporary Water.dwg LAYOUT: TEMP WATER 2-1-1 PLOTTED: 2/13/2014 7:28 AM BY: KJA/jng/bs



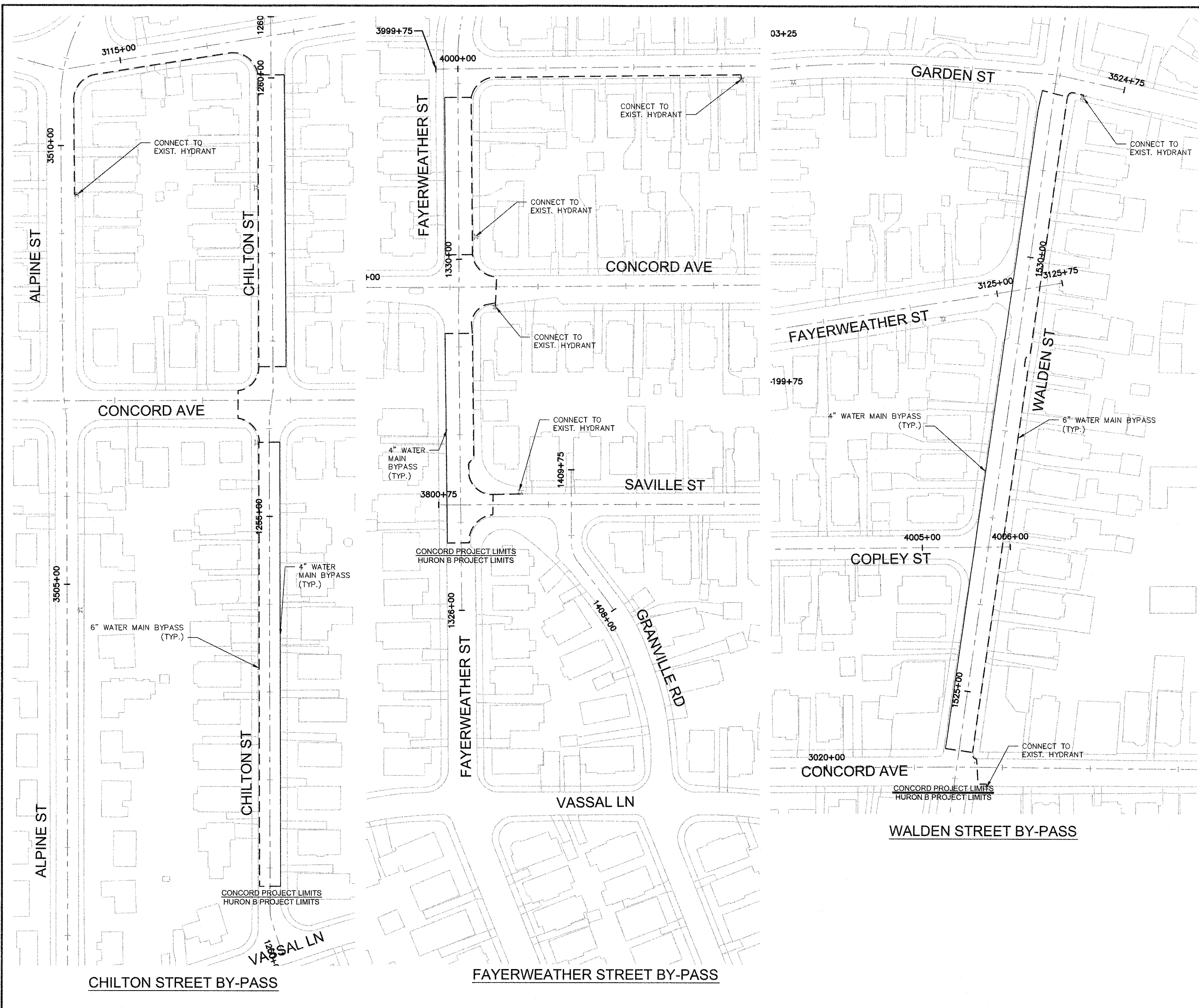
Scale	AS NOTED		
Date	FEBRUARY 2014		
Job No.	20120256.001A		
Designed by	TAL/JRB/FMM		
Drawn by	KJL/DRM/BMS/DRB		
Checked by	CMC/JJR	No.	Description
Approved by	BJM		Date
		REVISIONS	



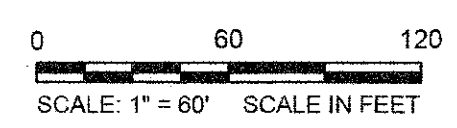
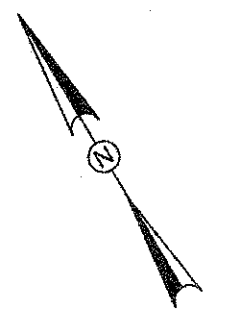
Client	CITY OF CAMBRIDGE, MASSACHUSETTS
Project	CONCORD (CONTRACT 9) SEWER SEPARATION AND SURFACE IMPROVEMENTS PROJECT
Drawing	TEMPORARY WATER BYPASS PLAN - 1 OF 2

Sheet	TW-1
File No.	6228


CAD FILE: G:\clients\cambridge MA\2012256-01-A - Concord Ave (Contract 9) Sewer Separation Drawings\Temporary Water Bypass Plans\2012256-01A_TempWater.dwg LAYOUT: TEMP WATER-1-2 PLOTTED: 2/18/2014 7:28 AM BY: Kyle Ingalls




- NOTES:
1. TEMPORARY BYPASS IS PERMITTED BETWEEN APRIL 1ST AND NOVEMBER 1ST.
 2. TEMPORARY PIPING SHALL BE BURIED AT ROADWAY AND DRIVEWAY CROSSINGS IN ACCORDANCE WITH SECTION 02685-3.1C OF THE CONTRACT DOCUMENTS.
 3. TW-SHEETS ARE FOR REFERENCE AND ESTIMATING PURPOSES ONLY. THE CONTRACTOR SHALL DETERMINE IF TEMPORARY WATER BYPASS IS REQUIRED FOR EACH STREET IN THE CONTRACTED AREA AND IS RESPONSIBLE FOR PROVIDING ALL ADEQUATE WATER SERVICE TO ALL PROPERTIES THROUGHOUT THE DURATION OF CONSTRUCTION. THE CONTRACTOR SHALL SUBMIT FINAL TEMPORARY WATER BYPASS PLANS TO CAMBRIDGE WATER DEPARTMENT AND ENGINEER FOR APPROVAL PRIOR TO CONSTRUCTION.
 4. CONTRACTOR SHALL COORDINATE WITH CAMBRIDGE WATER DEPARTMENT AND FIRE DEPARTMENT PRIOR TO WATER MAIN CONSTRUCTION TO DETERMINE LOCATIONS WHERE FIRE HYDRANTS ARE TO REMAIN ACTIVE FOR REQUIRED FIRE SUPPRESSION.
 5. THE HURON B (8B) CONTRACTOR HAS ONGOING WATER MAIN REPLACEMENT WORK. CONTRACTOR SHALL COORDINATE SEQUENCING OF WATER MAIN BYPASSES AND SHUTDOWNS WITH THE HURON B (8B) CONTRACTOR.



CONFORMED SET



Scale	AS NOTED		
Date	FEBRUARY 2014		
Job No.	20120256.001A		
Designed by	TAL/JRB/FMM		
Drawn by	KUL/DRM/BMS/DRB		
Checked by	CMC/TJR	No.	Description
Approved by	BJM		Date
			REVISIONS



Client	CITY OF CAMBRIDGE, MASSACHUSETTS
Project	CONCORD (CONTRACT 9) SEWER SEPARATION AND SURFACE IMPROVEMENTS PROJECT
Drawing	TEMPORARY WATER BYPASS PLAN - 2 OF 2

Sheet	TW-2
File No.	6228